




OAKLAND ATHLETICS

Minor League Report

Oakland Athletics Baseball Company • 7000 Coliseum Way • Oakland, CA 94621
510-638-4900 • Public Relations Facsimile 510-562-1633 • www.oaklandathletics.com

Thursday, August 6, 2009



SACRAMENTO RIVER CATS
Triple-A – Pacific Coast League
Manager: Tony DeFrancesco


Yesterday: Win vs. Oklahoma City, 7-1 **Standing:** 68-43, 1st, -- GB
Today: Eveland, 8-2 3.91 vs. Oklahoma City (Corey, 4-5 6.06) 7:05 pm

Game Highlights

- LF Chris Denorfia went 2 for 4 with a two-run home run (5) and scored two runs total.
- CF Matt Carson was 3 for 4 with two doubles, two RBI and a stolen base (9).
- 3B Brett Wallace finished 1 for 4 with a RBI and a run scored.
- RHP James Simmons (W, 7-5) 6.0 ip, 3 h, 0 r, 0 er, 2 bb, 11 so, 0 hr

River Cats Notables

- Brett Wallace is hitting .298 (14 for 47) with a home run, four doubles, eight RBI and nine runs over his first 12 games with Sacramento.
- Chris Denorfia has a seven-game hitting streak, batting .367 (11 for 30) over that stretch.



KANE COUNTY COUGARS
Single-A – Midwest League
Manager: Steve Scarsone

Yesterday: Win at Wisconsin, 3-1 **Standing:** 19-20, 3rd, 3.5 GB
Today: Smalley, 8-4 2.06 at Wisconsin (Meadows, 12-3 3.83) 5:05 pm

Game Highlights

- DH Michael Spina was 3 for 4 with a solo home run (5) and scored two runs total.
- SS Tyler Ladendorf went 1 for 4 with a double, a RBI and a run scored.

Cougars Notables

- Kenny Smalley leads the Midwest League with a 2.06 ERA (23 er in 100.1 ip).



MIDLAND ROCKHOUNDS
Double-A – Texas League
Manager: Darren Bush

Yesterday: Loss vs. Frisco, 7-8 **Standing:** 21-18, t-1st, -- GB
Today: Ross, 1-1 3.46 vs. Frisco (Ballard, 4-5 4.15) 4:30 pm

Game Highlights

- 1B Chris Carter was 3 for 4 with a double, two RBI and two runs scored.
- RF Matt Spencer went 1 for 4 with two RBI and a run scored.
- CF Shane Peterson was 1 for 4 with a double and two RBI.
- 3B Corey Wimberly finished 2 for 5 with two runs scored.

RockHounds Notables

- Kyle Middleton is 1-0 with a 1.29 ERA (3 er in 21.0 ip) in three starts with Midland.
- Chris Carter has a 20-game hitting streak and is batting .468 (37 for 79) over that span...leads the Texas League with 94 runs scored, 139 hits, 35 doubles, 235 total bases, a .425 OBP and a .980 OPS...is tied for the lead with 19 home runs...ranks second with 84 RBI, 69 walks and a .329 (139 for 423) batting average...has struck out 102 times, which are tied for second most.
- Josh Donaldson leads the TL with 73 walks.



VANCOUVER CANADIANS
Single-A (Short Season) – Northwest League
Manager: Rick Magnante

Yesterday: Loss vs. Yakima, 2-3 (12 innings) **Standing:** 21-24, 3rd, 9.0 GB
Today: Straily, 2-2 5.00 vs. Yakima (Quezada, 0-4 7.75) 7:05 pm

Game Highlights

- 2B Marcos Luis went 2 for 3 with a RBI.
- C Ryan Ortiz finished 1 for 2 with a double and two runs scored.

Canadians Notables

- Conner Crumbliss leads the Northwest League with 38 walks and a .463 OBP...ranks tied for fourth with 33 runs scored...ranks fifth with a .329 (48 for 146) batting average and tied for sixth with 10 stolen bases.
- Rashun Dixon has struck out 54 times, which are the second most in the NL.



STOCKTON PORTS
Single-A – California League
Manager: Aaron Niekula


Yesterday: Loss vs. Lake Elsinore, 3-7 **Standing:** 23-17, 2nd, 6.0 GB
Today: Figueroa, 1-4 6.11 vs. Lake Elsinore (Pelzer, 9-6 4.24) 7:05 pm

Game Highlights

- CF Grant Desme went 3 for 4 with a solo home run and a two-run home run (14).

Ports Notables

- Yusuf Carter has a seven-game hitting streak, batting .467 (14 for 30) over that span...ranks eighth in the California League with a .323 (94 for 291) batting average.
- Todd Johnson has an eight-game hitting streak, batting .394 (13 for 33) over that stretch.



ARIZONA A'S
Rookie – Arizona League
Manager: Marcus Jensen

Yesterday: Off day, Next game today **Standing:** 4-4, 3rd, 3.5 GB
Today: TBA at AZL Indians (TBA) 6:00 pm

Athletics Notables

- The Arizona A's finished the first half with a 10-18 (.357) record which was tied with the Arizona Royals for the worst record in the Arizona Summer League.
- Gernaldo Castillo leads the ASL with 30 walks.

MINOR LEAGUE TRANSACTIONS

Aug. 1 Adrian Cardenas (SAC) transferred from MID; Mike Affronti (MID) reinstated from DL; Dustin Coleman (STO) transferred from KCC
Aug. 2 Chris Schroder (SAC) placed on DL with right shoulder strain
Aug. 3 Jemile Weeks (MID) transferred from STO; Nino Leyja (KCC) reinstated from DL
Aug. 4 Carlos Hernandez (SAC) transferred from STO; Kala Kaaihue (STO) added to roster; Justin Souza (MID) placed on DL with right shoulder strain
Aug. 5 Brett Tomko (SAC) added to roster; Eric Patterson (SAC) optioned; Jason Christian on DL at home

Sacramento River Cats (68-43) 7, Oklahoma City RedHawks (55-55) 1
August 5, 2009

	1	2	3	4	5	6	7	8	9	R	H	E
Okla. City	0	0	0	0	0	0	0	0	1	1	5	0
Sacramento	0	1	4	2	0	0	0	0	x	7	11	0

Okla. City	AB	R	H	RBI	BB	SO	LOB	AVG	Sacramento	AB	R	H	RBI	BB	SO	LOB	AVG
Borbon, CF	4	0	0	0	0	1	1	.307	Denorfia, LF	4	2	2	2	0	0	1	.268
Golson, RF	4	0	0	0	0	3	1	.279	Buck, T, DH	4	1	1	0	0	0	0	.295
Smoak, 1B	4	0	1	0	0	0	0	.221	Wallace, 3B	4	1	1	1	0	1	0	.294
Davis, C, DH	4	0	1	0	0	3	0	.303	Cunningham, RF	4	1	2	1	0	1	0	.303
Boggs, B, LF	3	1	1	0	1	1	2	.285	Munson, C	3	1	1	0	1	0	2	.277
Huffman, R, 3B	4	0	2	0	0	2	3	.291	Carson, CF	4	0	3	2	0	1	2	.239
Frostad, E, C	3	0	0	0	1	3	5	.257	Baisley, 1B	3	0	0	1	0	0	2	.230
Vallejo, 2B	4	0	0	0	0	2	4	.227	Cardenas, 2B	4	0	0	0	0	0	1	.147
Benjamin, SS	2	0	0	0	1	1	1	.213	Petit, G, SS	3	1	1	0	1	0	0	.231
Ramirez, El, P	0	0	0	0	0	0	0	.000	Simmons, P	0	0	0	0	0	0	0	.000
Hinckley, P	0	0	0	0	0	0	0	.000	Tomko, P	0	0	0	0	0	0	0	.000
Vaughan, P	0	0	0	0	0	0	0	.000	Blevins, P	0	0	0	0	0	0	0	.000
Murray, P	0	0	0	0	0	0	0	.000	Demel, P	0	0	0	0	0	0	0	.000
Totals	32	1	5	0	3	16	17	.265	Totals	33	7	11	7	2	3	8	.269

BATTING

2B: Boggs, B (12, Demel).

TB: Smoak; Davis, C; Boggs, B 2; Huffman, R 2.

Runners left in scoring position, 2 out: Vallejo 2; Frostad, E; Benjamin.

Team RISP: 0-for-8.

Team LOB: 7.

BASERUNNING

SB: Huffman, R (3, 2nd base off Simmons/Munson), Boggs, B (6, 3rd base off Simmons/Munson).

FIELDING

DP: (Benjamin-Vallejo-Smoak).

BATTING

2B: Munson (16, Ramirez, El), Carson 2 (23, Ramirez, El, Hinckley).

HR: Denorfia (5, 4th inning off Ramirez, El, 1 on, 1 out).

TB: Denorfia 5; Buck, T; Wallace; Cunningham 2; Munson 2; Carson 5; Petit, G.

RBI: Baisley (29), Wallace (27), Cunningham (42), Carson 2 (50), Denorfia 2 (34).

2-out RBI: Carson 2.

Runners left in scoring position, 2 out: Cardenas; Baisley 2; Carson.

SF: Baisley.

GDP: Denorfia.

Team RISP: 4-for-9.

Team LOB: 5.

BASERUNNING

SB: Carson (9, 2nd base off Ramirez, El/Frostad, E).

Okla. City	IP	H	R	ER	BB	SO	HR	ERA	Sacramento	IP	H	R	ER	BB	SO	HR	ERA
Ramirez, El (L, 7-9)	4.0	9	7	7	0	1	1	4.59	Simmons (W, 7-5)	6.0	3	0	0	2	11	0	5.10
Hinckley	2.0	1	0	0	1	1	0	3.60	Tomko	1.0	1	0	0	0	2	0	0.00
Vaughan	1.0	1	0	0	1	1	0	4.74	Blevins	1.0	0	0	0	0	0	0	3.66
Murray	1.0	0	0	0	0	0	0	3.20	Demel	1.0	1	1	1	1	3	0	4.50
Totals	8.0	11	7	7	2	3	1	4.40	Totals	9.0	5	1	1	3	16	0	4.14

WP: Tomko, Demel 2.

Pitches-strikes: Ramirez, El 77-51, Hinckley 29-16, Vaughan 16-10, Murray 12-6, Simmons 98-62, Tomko 13-10, Blevins 16-10, Demel 26-18.

Groundouts-flyouts: Ramirez, El 4-7, Hinckley 2-3, Vaughan 2-0, Murray 1-2, Simmons 3-4, Tomko 0-1, Blevins 2-1, Demel 0-0.

Batters faced: Ramirez, El 21, Hinckley 7, Vaughan 5, Murray 3, Simmons 23, Tomko 4, Blevins 3, Demel 5.

Umpires: HP: Mike Jarboe. 1B: D.J. Reyburn. 2B: . 3B: Victor Carapazza.

Weather: 76 degrees, clear.

Wind: 14 mph, Out to LF.

T: 2:31.

Att: 6,058.

GI ---GAMES BY POSITION---

BATTERS	AVG	G	AB	R	H	2B	3B	HR	RBI	BB	IBB	SO	SB	CS	OBP	SLG	OPS	SF	SAC	HBP	DP	1B	2B	3B	SS	OF	C	E	
Baisley, Jeff	.230	76	274	32	63	14	0	6	29	22	3	64	2	0	.291	.347	.638	3	2	3	7	13	0	48	1	0	0	7	
* Barton, Daric	.261	70	253	48	66	21	1	9	48	45	2	43	1	0	.386	.458	.844	4	2	9	2	67	0	0	0	0	0	4	
* Buck, Travis	.295	38	146	24	43	9	2	3	16	14	0	22	0	1	.355	.445	.801	4	2	2	2	0	0	0	0	31	0	0	
* Cardenas, Adrian	.147	21	75	8	11	5	0	0	11	6	0	12	1	0	.214	.213	.428	2	1	1	3	0	18	1	1	0	0	4	
Carson, Matt	.239	91	331	40	79	23	2	14	50	30	1	67	9	3	.304	.447	.751	2	4	2	5	0	0	0	0	84	0	0	
Chen, Yung Chi	.358	16	53	7	19	1	0	1	5	6	0	9	3	0	.424	.434	.858	0	1	0	1	0	12	2	0	1	0	0	
Cobb, Larry	.240	10	25	2	6	3	0	0	2	1	0	7	0	0	.269	.360	.629	0	0	0	0	0	2	1	0	4	0	1	
1 * Copeland, Ben	.500	1	4	0	2	0	0	0	1	0	0	0	0	1	.500	.500	1.000	0	0	0	0	0	0	0	0	0	1	0	0
Cunningham, Aaron	.303	63	254	47	77	19	1	9	42	24	0	57	9	3	.367	.492	.859	1	1	2	5	0	0	0	0	55	0	1	
Denorfia, Chris	.268	79	306	43	82	14	3	5	34	23	0	32	9	5	.315	.382	.698	6	4	1	11	0	0	0	0	72	0	1	
* Doolittle, Sean	.267	28	105	17	28	5	1	4	14	15	1	23	0	1	.364	.448	.811	0	0	1	1	3	0	0	0	24	0	0	
Ellis, Mark	.182	8	33	2	6	1	0	0	3	0	0	2	0	0	.182	.212	.394	0	0	0	2	0	8	0	0	0	0	0	
Everidge, Tommy	.382	43	173	31	66	15	1	9	32	16	0	26	0	0	.432	.636	1.068	2	0	1	4	29	0	3	0	0	0	2	
Galarraga, Joel	.357	13	42	9	15	3	1	0	6	6	0	10	0	1	.449	.476	.925	0	1	1	1	0	0	0	0	1	6	1	
* Hannahan, Jack	.222	21	81	8	18	7	0	2	11	7	0	27	0	1	.284	.383	.667	0	0	0	0	0	5	16	0	0	0	3	
* Munson, Eric	.277	79	282	42	78	16	2	11	54	39	2	52	0	1	.361	.465	.825	5	1	1	8	4	0	0	0	0	56	3	
* Padron, Raul	.214	5	14	2	3	0	0	0	2	2	0	7	0	0	.313	.214	.527	0	0	0	0	0	0	0	0	0	0	4	0
* Patterson, Eric	.326	90	377	77	123	25	11	9	39	41	3	64	34	6	.392	.523	.915	3	6	2	2	1	38	10	0	38	0	8	
# Pennington, Cliff	.264	99	360	48	95	22	3	3	40	45	1	54	27	4	.345	.367	.712	4	6	2	2	0	16	3	77	1	0	19	
Petit, Gregorio	.231	74	273	30	63	13	0	3	21	20	2	63	0	1	.281	.311	.592	5	7	1	9	0	19	22	32	0	0	9	
1 * Putnam, Danny	.245	39	143	14	35	3	1	4	21	10	1	31	1	1	.292	.364	.656	1	1	0	2	0	0	0	0	36	0	0	
Recker, Anthony	.217	59	207	20	45	8	1	8	36	22	0	61	2	0	.294	.382	.676	1	3	1	4	0	0	0	0	0	51	6	
# Valdez, Alex		1	0	0	0	0	0	0	0	0	0	0	0	0				0	0	0	0	0	0	0	0	0	0	0	
* Wallace, Brett	.298	12	47	9	14	4	0	1	8	4	2	10	0	0	.346	.447	.793	1	0	0	1	1	0	10	0	0	0	2	
T * Wallace, Brett	.294	74	269	31	79	15	0	7	27	19	3	52	0	1	.346	.428	.773	3	0	4	8	10	0	62	0	0	0	12	
Team Total	.269	111	3860	560	1037	231	30	101	525	398	18	745	98	29	.338	.423	.761	44	42	30	72							82	

PITCHERS	W	L	ERA	G	GS	CG	SHO	SV	SVO	IP	H	R	ER	HR	HB	BB	IBB	SO	BK	WP	GO/AO	DP	WHIP	AVG	AB	TBF	SF	GF	HLD	
Banwart, Travis	0	1	10.50	1	1	0	0	0	0	6.0	11	7	7	0	0	1	0	5	0	0	0.10	0	2.00	.440	25	28	2	0	0	
* Blevins, Jerry	3	3	3.66	35	0	0	0	0	3	51.2	55	22	21	4	3	13	3	48	0	3	0.96	5	1.32	.281	196	222	1	8	8	
Cameron, Kevin	2	1	3.27	8	0	0	0	1	2	11.0	5	4	4	0	0	8	0	13	0	1	0.80	0	1.18	.139	36	44	0	5	0	
Carson, Matt	0	0	10.80	5	0	0	0	0	0	5.0	9	7	6	2	0	2	0	1	0	2	0.40	0	2.20	.375	24	26	0	3	0	
Casilla, Santiago	0	0	0.00	1	1	0	0	0	0	1.0	0	0	0	0	0	0	0	0	0	0	2.00	0	0.00	.000	3	3	0	0	0	
Chacon, Shawn	4	4	6.94	9	9	0	0	0	0	46.2	54	38	36	9	4	29	0	36	1	3	1.06	4	1.78	.293	184	219	2	0	0	
* Cramer, Bobby	1	1	6.43	6	1	0	0	0	1	14.0	24	11	10	0	0	8	2	14	0	0	1.80	2	2.29	.387	62	73	2	2	1	
Demel, Sam	1	2	4.50	15	0	0	0	1	2	18.0	12	9	9	0	1	15	2	18	0	4	1.33	0	1.50	.190	63	83	1	3	2	
* Eveland, Dana	8	2	3.91	16	16	0	0	0	0	92.0	90	51	40	8	4	43	0	60	0	7	2.33	15	1.45	.255	353	404	1	0	0	
1 Gallagher, Sean	1	0	1.74	5	5	0	0	0	0	20.2	12	5	4	0	1	6	0	15	0	1	1.25	1	0.87	.167	72	80	0	0	0	
Giese, Dan	1	0	2.25	1	0	0	0	0	0	4.0	3	1	1	0	0	0	0	2	0	0	1.00	1	0.75	.231	13	14	1	0	0	
Gonzalez, Edgar	3	2	5.22	7	7	0	0	0	0	39.2	48	23	23	4	1	16	1	27	0	2	0.72	5	1.61	.300	160	179	2	0	0	
* Gonzalez, Gio	4	1	2.51	12	12	0	0	0	0	61.0	42	21	17	5	3	34	2	71	0	6	1.00	5	1.25	.194	216	256	1	0	0	
Gray, Jeff	2	2	1.54	37	0	0	0	16	17	41.0	30	8	7	2	2	6	1	22	0	1	1.89	5	0.88	.200	150	158	0	31	2	
* Hampson, Justin	0	0	5.40	4	0	0	0	0	0	6.2	6	4	4	2	0	0	0	5	0	0	0.25	0	0.90	.222	27	27	0	1	0	
* Hernandez, Carlos	0	0	0.00	1	0	0	0	0	0	3.1	2	0	0	0	0	1	0	5	0	0	1.00	0	0.90	.182	11	12	0	0	0	
* Kilby, Brad	3	2	2.37	35	0	0	0	2	3	49.1	28	13	13	5	2	14	0	55	0	5	0.52	3	0.85	.163	172	190	2	5	6	
Lansford, Jared	0	1	9.00	8	0	0	0	0	0	11.0	13	12	11	2	1	12	3	1	0	2	0.68	0	2.27	.289	45	60	1	0	2	
* Marshall, Jay	5	3	2.90	49	0	0	0	7	8	49.2	50	21	16	2	1	14	4	30	0	5	2.63	8	1.29	.272	184	206	2	20	13	
Mazzaro, Vin	2	2	2.38	10	9	0	0	0	0	56.2	42	17	15	2	6	17	1	44	0	5	1.71	4	1.04	.205	205	230	1	1	0	
Mortensen, Clayton	0	0	1.64	2	2	0	0	0	0	11.0	9	2	2	0	0	7	0	5	0	0	1.15	3	1.45	.231	39	46	0	0	0	
T Mortensen, Clayton	7	6	4.11	19	19	1	0	0	0	116.0	112	60	53	11	4	41	0	87	0	3	1.73	16	1.32	.256	437	489	2	0	0	
Padron, Raul	0	0	0.00	1	0	0	0	0	0	1.0	1	0	0	0	0	1	0	0	0	0	2.00	1	2.00	.333	3	4	0	1	0	
1 * Putnam, Danny																														
Reineke, Chad	5	4	4.37	24	16	0	0	2	2	94.2	91	48	46	12	4	36	2	66	0	6	0.93	7	1.34	.249	365	410	4	2	2	
Rodriguez, Henry	2	1	4.88	24	0	0	0	2	5	31.1	23	17	17	2	0	26	2	51	0	5	0.72	1	1.56	.200	115	142	0	9	6	
Schroder, Chris	3	1	2.45	36	0	0	0	3	6	44.0	29	17	12	4	0	31	0	33	1	2	0.58	3	1.36	.182	159	191	0	6	9	
Sharpe, Steven	3	0	6.00	11	1	0	0	0	0	18.0	19	12	12	3	1	10	0	10	0	1	1.39	2	1.61	.268	71	82	0	2	0	
Simmons, James	7	5	5.10	21	20	1	0	0	0	114.2	125	69	65	8	4	44	3	80	0	7	0.60	8	1.47	.279	448	509	7	0	0	
Tomko, Brett	0	0	0.00	1	0	0	0	0	0	1.0	1	0	0	0	0	0	0	2	0	1	0.00	0	1.00	.250	4	4	0	0		

Frisco RoughRiders (54-55) 8, Midland RockHounds (58-51) 7
August 5, 2009

	1	2	3	4	5	6	7	8	9	R	H	E
Frisco	2	0	0	0	0	0	4	0	2	8	13	4
Midland	0	0	4	3	0	0	0	0	0	7	10	1

Frisco	AB	R	H	RBI	BB	SO	LOB	AVG	Midland	AB	R	H	RBI	BB	SO	LOB	AVG
Gentry, CF	5	2	2	0	0	1	1	.298	Wimberly, 3B	5	2	2	0	0	0	2	.310
Majewski, D, LF	5	2	3	2	0	0	0	.262	Horton, SS	3	2	0	0	2	1	0	.277
Moreland, DH	4	1	3	0	1	0	2	.327	Carter, 1B	4	2	3	2	1	1	1	.329
Tracy, 1B	4	2	2	3	0	0	3	.262	Spencer, RF	4	1	1	2	1	1	3	.302
Whittleman, 3B	3	0	0	1	2	0	2	.243	Peterson, S, CF	4	0	1	2	0	1	1	.301
Murphy, S, RF	4	0	1	1	0	2	3	.209	Gilbert, LF	4	0	1	0	0	1	1	.285
Pina, C	4	0	0	0	0	0	0	.247	Weeks, 2B	5	0	2	0	0	0	2	.364
Rodriguez, Gu, SS	4	0	1	0	0	0	0	.257	Padron, R, C	3	0	0	0	2	2	4	.269
Lemon, 2B	4	1	1	0	0	1	1	.279	Sulentic, DH	5	0	0	0	0	1	7	.289
Poveda, P	0	0	0	0	0	0	0	.000	Middleton, K, P	0	0	0	0	0	0	0	.000
Jones, B, P	0	0	0	0	0	0	0	.000	Fernandez, P	0	0	0	0	0	0	0	.000
Hamilton, C, P	0	0	0	0	0	0	0	.000	Sharpe, P	0	0	0	0	0	0	0	.000
Strop, P	0	0	0	0	0	0	0	.000	Totals	37	7	10	6	6	8	21	.294
Phillips, Z, P	0	0	0	0	0	0	0	.000									
Totals	37	8	13	7	3	4	12	.269									

BATTING

2B: Tracy 2 (24, Middleton, K, Fernandez).
TB: Gentry 2; Majewski, D 3; Moreland 3; Tracy 4; Murphy, S; Rodriguez, Gu; Lemon.
RBI: Murphy, S (25), Majewski, D 2 (22), Tracy 3 (83), Whittleman (43).
2-out RBI: Murphy, S.
Runners left in scoring position, 2 out: Murphy, S 2.
SF: Tracy.
GIDP: Whittleman.
Team RISP: 5-for-9.
Team LOB: 6.

BASERUNNING

SB: Gentry (39, 2nd base off Sharpe/Padron, R).

FIELDING

E: Whittleman (24, fielding), Poveda (3, pickoff), Lemon (22, fielding), Rodriguez, Gu (10, throw).
PB: Pina (4).

BATTING

2B: Peterson, S (11, Poveda), Carter (35, Jones, B).
TB: Wimberly 2; Carter 4; Spencer; Peterson, S 2; Gilbert; Weeks 2.
RBI: Spencer 2 (47), Peterson, S 2 (13), Carter 2 (84).
Runners left in scoring position, 2 out: Sulentic 4; Wimberly.
SF: Peterson, S.
Team RISP: 4-for-14.
Team LOB: 11.

BASERUNNING

CS: Carter (3, 2nd base by Hamilton, C/Pina).

FIELDING

E: Padron, R (3, throw).
PB: Padron, R (3).
Outfield assists: Peterson, S (Whittleman at 3rd base).
DP: (Carter-Horton-Carter).

Frisco	IP	H	R	ER	BB	SO	HR	ERA	Midland	IP	H	R	ER	BB	SO	HR	ERA
Poveda	2.2	5	4	4	3	4	0	3.79	Middleton, K	6.0	6	2	2	3	3	0	1.29
Jones, B	2.1	3	3	3	1	0	0	5.97	Fernandez	0.1	4	4	4	0	0	0	4.76
Hamilton, C	1.0	2	0	0	1	1	0	4.37	Sharpe (BS, 3)(L, 6-1)	2.2	3	2	2	0	1	0	2.28
Strop (W, 4-5)	2.1	0	0	0	1	2	0	4.96	Totals	9.0	13	8	8	3	4	0	4.83
Phillips, Z (S, 1)	0.2	0	0	0	0	1	0	1.37									
Totals	9.0	10	7	7	6	8	0	4.31									

WP: Poveda, Middleton, K, Sharpe.

HBP: Gilbert (by Strop).

Pitches-strikes: Poveda 72-38, Jones, B 49-27, Hamilton, C 15-8, Strop 31-18, Phillips, Z 13-10, Middleton, K 95-64, Fernandez 19-11, Sharpe 30-20.

Groundouts-flyouts: Poveda 4-0, Jones, B 4-3, Hamilton, C 0-0, Strop 3-2, Phillips, Z 1-0, Middleton, K 9-5, Fernandez 0-1, Sharpe 6-1.

Batters faced: Poveda 17, Jones, B 11, Hamilton, C 5, Strop 10, Phillips, Z 2, Middleton, K 26, Fernandez 5, Sharpe 10.

Inherited runners-scored: Jones, B 2-0, Phillips, Z 1-0, Sharpe 1-1.

Umpires: HP: Kelvin Bultron. 1B: Clint Fagan. 2B: . 3B: Kellen Levy.

Weather: 96 degrees, clear.

Wind: 9 mph, R to L.

T: 3:29.

Att: 3,169.

GI ---GAMES BY POSITION---

BATTERS	AVG	G	AB	R	H	2B	3B	HR	RBI	BB	IBB	SO	SB	CS	OBP	SLG	OPS	SF	SAC	HBP	DP	1B	2B	3B	SS	OF	C	E	
Affronti, Michael	.235	49	179	20	42	5	0	3	20	12	0	26	0	2	.296	.313	.609	3	1	5	3	0	25	4	12	5	0	13	
* Brown, Corey	.308	41	159	29	49	15	2	5	30	16	0	40	3	0	.385	.522	.907	0	0	4	3	0	0	0	0	38	0	1	
* Cardenas, Adrian	.326	79	325	56	106	26	2	3	55	38	1	44	5	4	.392	.446	.838	6	3	1	16	0	38	32	9	0	0	11	
Carter, Chris	.329	107	423	94	139	35	2	19	84	69	2	102	12	3	.425	.556	.980	10	0	9	10	94	0	1	0	0	0	7	
Chen, Yung Chi	.324	17	68	12	22	6	0	0	10	7	0	9	2	0	.387	.412	.798	0	0	0	2	0	6	12	0	0	0	3	
Donaldson, Josh	.276	98	352	58	97	33	1	6	75	73	2	71	6	1	.400	.426	.827	1	3	1	11	3	0	15	0	0	77	16	
Everidge, Tommy	.306	55	229	41	70	18	0	8	53	28	0	34	0	1	.380	.489	.869	1	0	0	6	8	0	27	0	0	0	6	
Gilbert, Archie	.285	96	372	66	106	14	5	2	38	51	0	42	24	13	.389	.366	.755	1	1	13	11	0	0	0	0	94	0	4	
Herrera, Javier	.000	1	2	0	0	0	0	0	0	0	0	0	0	0	.000	.000	.000	0	0	0	0	0	0	0	0	1	0	1	
* Horton, Joshua	.277	100	415	64	115	16	6	4	53	52	0	53	7	2	.353	.373	.727	6	2	0	11	0	3	0	68	0	0	20	
Ortiz, Gabriel	.280	8	25	4	7	2	0	1	8	0	0	5	2	0	.259	.480	.739	2	0	0	0	0	0	0	0	0	0	8	3
* Padron, Raul	.269	32	119	11	32	9	0	2	12	7	0	22	0	0	.318	.395	.713	1	1	2	6	5	0	0	0	0	20	3	
* Peterson, Shane	.327	12	49	3	16	7	0	0	6	3	0	8	0	0	.370	.469	.840	1	1	1	2	0	0	0	0	11	0	1	
T * Peterson, Shane	.301	30	123	13	37	11	1	1	13	8	0	18	2	0	.351	.431	.782	1	1	2	2	2	0	0	0	27	0	4	
* Putnam, Danny	.301	30	123	28	37	7	0	7	22	16	0	26	4	1	.381	.528	.910	0	0	0	1	0	0	0	0	30	0	1	
Recker, Anthony	.298	16	57	11	17	4	0	3	9	8	0	22	0	0	.385	.526	.911	0	0	0	1	0	0	0	0	0	8	3	
* Spencer, Matthew	.302	63	255	43	77	22	3	5	47	14	1	47	1	3	.341	.471	.811	4	0	3	2	1	0	0	0	56	0	6	
* Sulentic, Matthew	.289	90	336	50	97	16	4	5	43	31	1	82	19	7	.350	.405	.755	4	0	3	8	0	0	0	0	85	0	4	
# Valdez, Alex	.269	59	212	29	57	12	3	3	32	26	1	31	2	3	.347	.396	.743	3	1	1	10	0	33	19	0	0	0	11	
# Weeks, Jemile	.364	3	11	2	4	1	0	0	0	1	0	0	0	0	.417	.455	.871	0	0	0	0	0	3	0	0	0	0	1	
# Wimberly, Corey	.310	41	174	39	54	7	1	0	15	19	2	15	14	5	.392	.362	.754	1	2	5	8	0	3	2	22	15	0	6	
Team Total	.294	109	3885	660	1144	255	29	76	612	471	10	679	101	45	.374	.434	.808	44	15	48	111							130	

PITCHERS	W	L	ERA	G	GS	CG	SHO	SV	SVO	IP	H	R	ER	HR	HB	BB	IBB	SO	BK	WP	GO/AO	DP	WHIP	AVG	AB	TBF	SF	GF	HLD
Affronti, Michael	0	0	9.00	1	0	0	0	0	0	1.0	1	1	1	0	1	1	0	0	0	0	2.00	0	2.00	.250	4	6	0	1	0
Banwart, Travis	7	5	5.18	21	21	0	0	0	0	107.2	129	70	62	8	3	36	1	56	0	6	0.95	7	1.53	.292	442	487	3	0	0
Barone, Daniel	0	2	9.50	4	4	0	0	0	0	18.0	31	21	19	2	1	5	0	9	0	0	1.32	1	2.00	.392	79	91	2	0	0
Bell, Kristian	1	2	8.67	9	7	0	0	0	0	27.0	50	29	26	2	1	18	1	12	0	4	1.29	2	2.52	.403	124	145	2	0	0
Benacka, Michael	3	0	2.90	42	0	0	0	4	8	62.0	48	21	20	0	2	29	2	67	0	8	0.82	2	1.24	.213	225	258	1	9	4
* Cramer, Bobby	3	4	3.35	12	8	0	0	0	0	43.0	48	29	16	1	2	13	0	39	0	3	1.68	2	1.42	.274	175	194	1	0	1
Day, Dewon	0	0	8.10	7	0	0	0	0	0	10.0	14	11	9	1	1	8	0	10	0	2	1.71	2	2.20	.326	43	52	0	3	0
Demel, Sam	0	2	0.61	27	0	0	0	11	12	29.1	23	5	2	1	0	9	1	26	0	1	1.44	3	1.09	.209	110	121	0	23	0
* Dowdy, Justin	3	0	5.21	14	0	0	0	0	1	19.0	19	12	11	2	2	11	1	12	0	0	1.20	0	1.58	.253	75	89	1	6	0
Farley, Chris	1	3	9.22	11	5	0	0	0	0	27.1	42	34	28	6	1	25	1	13	0	7	1.74	7	2.45	.368	114	141	1	1	0
Fernandez, Jason	7	8	4.76	22	18	1	0	0	0	109.2	135	65	58	9	8	45	0	62	1	3	1.77	23	1.64	.316	427	484	3	1	0
Garcia, Angel	2	0	4.11	18	0	0	0	1	1	35.0	35	16	16	1	1	24	1	28	0	3	0.85	5	1.69	.261	134	160	1	2	2
Glushon, Jason	1	0	10.43	5	0	0	0	0	0	14.2	22	17	17	2	2	5	1	9	1	1	1.13	3	1.84	.386	57	69	5	0	0
Godfrey, Graham	9	6	3.84	22	22	1	0	0	0	124.1	128	61	53	7	6	43	0	89	0	4	0.87	8	1.38	.262	488	548	7	0	0
* Haigwood, Daniel	1	2	7.03	7	5	0	0	0	0	24.1	36	23	19	2	1	11	1	11	0	0	0.74	1	1.93	.346	104	118	2	1	0
* Hernandez, Carlos	6	1	4.50	7	6	0	0	0	0	36.0	52	20	18	1	0	14	0	20	0	2	1.40	6	1.83	.354	147	166	3	0	0
* Heuser, James	0	2	6.03	32	0	0	0	1	1	37.1	40	28	25	3	7	33	1	37	1	1	1.16	4	1.96	.286	140	186	3	11	2
* Hornbeck, Ben	0	1	16.20	1	1	0	0	0	0	3.1	5	7	6	0	0	4	0	1	0	2	3.50	2	2.70	.385	13	17	0	0	0
Hunton, Jon	3	3	4.19	27	0	0	0	2	5	34.1	33	17	16	2	2	7	1	29	0	1	0.89	3	1.17	.252	131	143	2	10	6
Lansford, Jared	1	1	2.97	24	0	0	0	5	7	33.1	34	11	11	1	3	17	0	18	0	2	1.25	6	1.53	.268	127	150	2	12	1
Leon, Arnold	1	1	4.44	27	1	0	0	1	3	46.2	51	29	23	3	4	22	0	36	0	3	1.13	3	1.56	.273	187	217	2	6	2
Madsen, Michael	0	1	7.50	3	1	0	0	0	0	6.0	9	5	5	2	0	6	0	1	0	0	1.83	2	2.50	.360	25	31	0	0	0
Middleton, Kyle	1	0	1.29	3	3	0	0	0	0	21.0	13	3	3	0	0	5	0	14	0	1	1.00	0	0.86	.173	75	80	0	0	0
Roquet, Rocky	1	3	4.97	38	0	0	0	0	3	54.1	71	34	30	4	1	24	2	43	0	4	1.33	10	1.75	.317	224	251	0	10	4
Ross, Tyson	1	1	3.46	2	2	1	0	0	0	13.0	11	5	5	2	1	2	0	7	0	1	5.20	3	1.00	.234	47	50	0	0	0
Sharpe, Steven	6	1	2.28	15	0	0	0	1	4	23.2	15	6	6	0	0	8	1	16	0	3	1.65	2	0.97	.188	80	91	1	10	0
Souza, Justin </																													

Lake Elsinore Storm (58-52) 7, Stockton Ports (48-62) 3
August 5, 2009

	1	2	3	4	5	6	7	8	9	R	H	E
Lake Elsinore	0	2	0	0	0	0	3	0	2	7	7	1
Stockton	0	1	0	2	0	0	0	0	0	3	11	3

Lake Elsinore	AB	R	H	RBI	BB	SO	LOB	AVG	Stockton	AB	R	H	RBI	BB	SO	LOB	AVG
Chalk, CF	3	1	0	0	0	1	1	.313	Keough, LF	5	0	1	0	0	1	1	.240
Weems, SS	5	0	0	0	0	2	2	.278	Coleman, SS	4	0	1	0	1	1	2	.357
Carroll, RF	4	1	0	0	1	1	3	.315	Kleen, 1B	4	0	2	0	1	0	1	.366
Darnell, DH	5	1	2	3	0	1	0	.305	Carter, Y, C	5	1	1	0	0	1	6	.323
Ruth, 2B	4	1	1	0	0	0	1	.270	Desme, CF	4	2	3	3	0	0	0	.293
Carrasco, 1B	4	2	1	2	1	1	1	.286	Johnson, T, RF	4	0	2	0	0	1	1	.253
Mercado, LF	4	1	0	0	1	2	3	.236	Ka'aihue, DH	4	0	0	0	0	0	3	.000
Martinez, Lu, C	3	0	2	1	1	1	0	.283	Martinez, F, 2B	3	0	0	0	1	0	2	.263
Parrino, 3B	4	0	1	0	0	2	5	.218	Vitters, 3B	4	0	1	0	0	1	2	.238
Bass, A, P	0	0	0	0	0	0	0	.000	Haigwood, D, P	0	0	0	0	0	0	0	.000
Ramos, C, P	0	0	0	0	0	0	0	.000	Walters, P	0	0	0	0	0	0	0	.000
Italiano, P	0	0	0	0	0	0	0	.000	Friend, P	0	0	0	0	0	0	0	.000
Totals	36	7	7	6	4	11	16	.268	Richmond, P	0	0	0	0	0	0	0	.000
									Totals	37	3	11	3	3	5	18	.262

BATTING

HR: Darnell (10, 7th inning off Friend, 2 on, 1 out), Carrasco (9, 9th inning off Richmond, 1 on, 2 out).

TB: Darnell 5; Ruth; Carrasco 4; Martinez, Lu 2; Parrino.

RBI: Martinez, Lu (21), Darnell 3 (33), Carrasco 2 (64).

2-out RBI: Martinez, Lu; Carrasco 2.

Runners left in scoring position, 2 out: Parrino 3; Carroll 2; Mercado.

Team RISP: 2-for-8.

Team LOB: 9.

BASERUNNING

SB: Martinez, Lu (2, 2nd base off Haigwood, D/Carter, Y).

FIELDING

E: Parrino (8, fielding).

DP: (Ruth-Weems-Carrasco).

BATTING

2B: Coleman (1, Ramos, C), Johnson, T (25, Ramos, C).

HR: Desme 2 (14, 2nd inning off Bass, A, 0 on, 1 out; 4th inning off Bass, A, 1 on, 0 out).

TB: Keough; Coleman 2; Kleen 2; Carter, Y; Desme 9; Johnson, T 3; Vitters.

RBI: Desme 3 (40).

Runners left in scoring position, 2 out: Vitters; Carter, Y 3; Martinez, F 2.

GIDP: Kleen.

Team RISP: 0-for-8.

Team LOB: 10.

BASERUNNING

SB: Desme (11, 2nd base off Ramos, C/Martinez, Lu).

FIELDING

E: Haigwood, D (1, pickoff), Coleman (1, throw), Vitters (14, throw).

PB: Carter, Y (31).

Lake Elsinore	IP	H	R	ER	BB	SO	HR	ERA	Stockton	IP	H	R	ER	BB	SO	HR	ERA
Bass, A	4.0	4	3	3	2	0	2	4.22	Haigwood, D	6.0	3	2	1	3	8	0	2.60
Ramos, C (W, 1-0)	4.0	5	0	0	1	3	0	0.00	Walters (H, 11)(L, 1-2)	0.1	0	2	2	1	1	0	4.04
Italiano	1.0	2	0	0	0	2	0	5.06	Friend (BS, 2)	0.1	1	1	1	0	0	1	2.87
Totals	9.0	11	3	3	3	5	2	4.23	Richmond	2.1	3	2	2	0	2	1	4.50
									Totals	9.0	7	7	6	4	11	2	4.42

HBP: Chalk (by Haigwood, D), Chalk (by Walters), Ruth (by Friend).

Groundouts-flyouts: Bass, A 7-5, Ramos, C 6-3, Italiano 1-0, Haigwood, D 5-5, Walters 0-0, Friend 1-0, Richmond 2-3.

Batters faced: Bass, A 17, Ramos, C 18, Italiano 5, Haigwood, D 27, Walters 3, Friend 3, Richmond 10.

Inherited runners-scored: Friend 2-2, Richmond 1-0.

Umpires: HP: Ben Karris. 1B: Ian Fazio. 2B: . 3B: .

Weather: 79 degrees, clear.

Wind: 19 mph, Out to CF.

T: 3:11.

Att: 1,940.

GI ---GAMES BY POSITION---

BATTERS	AVG	G	AB	R	H	2B	3B	HR	RBI	BB	IBB	SO	SB	CS	OBP	SLG	OPS	SF	SAC	HBP	DP	1B	2B	3B	SS	OF	C	E
Affronti, Michael	.220	14	50	4	11	2	0	1	4	1	0	7	0	2	.278	.320	.598	0	1	3	2	0	2	7	5	0	0	3
Carter, Yusuf	.323	74	291	51	94	11	4	11	42	22	2	76	2	2	.368	.502	.870	4	0	1	9	13	0	0	0	0	50	7
Cobb, Larry	.221	21	68	9	15	1	0	3	5	5	0	20	1	2	.312	.368	.679	0	1	4	0	0	10	3	0	4	0	2
Coleman, Dusty	.357	3	14	4	5	1	1	0	2	2	0	4	0	0	.438	.571	1.009	0	0	0	0	0	0	0	3	0	0	1
1 * Copeland, Ben	.444	2	9	1	4	1	0	0	0	0	0	2	0	0	.444	.556	1.000	0	0	0	0	0	0	0	0	2	0	0
Desme, Grant	.293	40	150	35	44	8	4	14	40	19	0	48	11	3	.378	.680	1.058	1	0	2	2	0	0	0	0	37	0	0
* Dowling, Greg	.111	14	45	3	5	1	0	0	1	7	2	11	0	0	.245	.133	.379	0	0	1	2	9	0	0	0	0	0	1
Ellis, Mark	.000	2	4	0	0	0	0	0	0	1	0	1	0	0	.200	.000	.200	0	0	0	0	0	2	0	0	0	0	0
* Johnson, Todd	.253	90	344	37	87	25	1	5	47	31	1	81	2	5	.316	.375	.691	5	0	3	4	0	0	0	0	64	0	5
Ka'aihue, Kala	.000	1	4	0	0	0	0	0	0	0	0	0	0	0	.000	.000	.000	0	0	0	0	0	0	0	0	0	0	0
# Keough, Shane	.240	95	354	34	85	11	3	1	31	31	1	109	5	7	.301	.297	.597	3	0	1	9	0	0	0	0	84	0	7
Kleen, Steve	.366	40	153	33	56	12	0	5	23	13	0	24	0	1	.425	.542	.968	3	0	5	3	39	0	0	0	0	0	2
Love, Dante	.205	12	39	1	8	1	0	0	7	2	0	5	0	0	.244	.231	.475	0	2	0	0	0	0	0	0	0	10	0
# Martinez, Frank	.263	89	320	35	84	14	3	2	34	31	1	56	6	4	.330	.344	.673	2	5	2	8	0	19	24	42	0	0	29
* Mitchell, Jermaine	.254	101	362	52	92	12	5	2	24	59	0	110	13	7	.358	.331	.689	3	8	1	3	0	0	0	0	93	0	3
* Padron, Raul	.263	41	167	23	44	2	0	5	26	10	0	51	2	0	.306	.365	.671	2	0	1	4	22	0	0	0	0	18	4
* Putnam, Danny	.091	3	11	1	1	1	0	0	1	1	0	2	0	0	.167	.182	.348	0	0	0	1	0	0	0	0	2	0	0
Richard, Michael	.257	85	311	55	80	15	0	1	20	48	2	55	21	11	.372	.315	.687	0	7	9	10	0	23	0	61	0	0	27
Smith, Matt	.247	66	227	26	56	12	0	4	31	27	0	45	1	1	.332	.352	.684	2	0	3	10	0	0	6	0	0	36	7
* Spencer, Matthew	.274	30	117	20	32	5	0	10	29	12	1	15	3	1	.338	.573	.911	1	0	0	2	22	0	0	0	7	0	2
# Thomas, David	.218	46	165	22	36	6	2	2	19	16	0	42	3	1	.307	.315	.622	2	6	6	3	3	0	0	0	43	0	1
# Valdez, Alex	.258	33	124	16	32	6	2	2	19	4	0	30	2	1	.279	.387	.666	1	2	0	0	0	9	23	0	0	0	12
* Vitters, Christian	.238	62	235	27	56	8	4	6	34	22	3	54	4	1	.308	.383	.691	3	5	3	7	8	2	49	0	0	0	14
# Weeks, Jemile	.299	50	201	29	60	9	2	7	31	26	0	40	5	1	.385	.468	.853	1	1	3	5	0	47	0	0	0	0	3
Team Total	.262	110	3765	518	987	164	31	81	470	390	13	888	81	50	.336	.387	.723	33	38	48	84							147

PITCHERS	W	L	ERA	G	GS	CG	SHO	SV	SVO	IP	H	R	ER	HR	HB	BB	IBB	SO	BK	WP	GO/AO	DP	WHIP	AVG	AB	TBF	SF	GF	HLD
Adames, Joselito	0	0	4.50	1	0	0	0	0	0	4.0	2	2	2	0	0	2	0	3	0	0	1.00	0	1.00	.167	12	15	0	1	0
Bell, Kristian	0	0	3.52	5	0	0	0	0	0	7.2	5	3	3	1	2	5	1	7	0	0	0.78	0	1.30	.185	27	35	0	2	0
* Capra, Anthony	1	0	3.45	3	3	0	0	0	0	15.2	14	11	6	1	0	11	0	20	1	1	0.50	0	1.60	.241	58	71	1	0	0
Carignan, Andrew	0	0	4.50	2	0	0	0	0	0	2.0	1	1	1	0	0	3	0	2	0	0	0.33	0	2.00	.167	6	10	1	0	1
Casilla, Santiago	0	0	0.00	1	1	0	0	0	0	1.0	0	0	0	0	0	0	0	0	0	0	0.50	0	0.00	.000	3	3	0	0	0
* Cramer, Bobby	1	0	1.59	2	0	0	0	0	0	5.2	4	1	1	1	1	2	0	6	0	0	1.75	0	1.06	.190	21	24	0	1	0
Curren, Pat	2	3	4.93	21	0	0	0	0	2	38.1	42	26	21	3	5	11	0	30	0	1	1.50	3	1.38	.276	152	173	3	3	3
Duchscherer, Justin	0	0	0.00	1	1	0	0	0	0	2.0	0	0	0	0	0	0	0	2	0	0	3.00	0	0.00	.000	6	6	0	0	0
Espinal, Leonardo	0	1	5.31	20	0	0	0	6	7	20.1	18	20	12	1	7	15	3	24	0	5	4.83	2	1.62	.231	78	101	0	13	3
* Figueroa, Pedro	1	4	6.11	5	5	0	0	0	0	28.0	32	20	19	3	0	12	0	27	0	3	1.22	3	1.57	.296	108	120	0	0	0
Friend, Justin	1	4	2.87	43	0	0	0	5	7	59.2	47	27	19	5	5	29	0	64	0	5	1.60	3	1.27	.213	221	260	3	14	11
* Gordon, Derrick	3	5	3.93	29	0	0	0	1	1	68.2	56	39	30	5	5	28	2	70	1	3	0.93	4	1.22	.220	255	295	3	8	3
* Haigwood, Daniel	1	0	2.60	3	2	0	0	0	0	17.1	7	6	5	1	2	5	0	21	0	0	0.43	0	0.69	.117	60	67	0	0	0
* Hernandez, Carlos	8	5	4.29	15	15	0	0	0	0	86.0	84	45	41	8	4	32	0	66	0	2	1.09	9	1.35	.258	326	371	4	0	0
Hodsdon, Scott	6	7	5.40	23	17	0	0	0	0	105.0	128	80	63	11	13	33	1	79	0	14	1.33	6	1.53	.298	429	484	5	2	0
* Hornbeck, Ben	4	3	4.31	13	10	0	0	0	0	56.1	57	33	27	2	4	22	1	79	1	6	0.98	2	1.40	.260	219	250	2	1	2
Hunton, Jon	2	0	1.80	13	0	0	0	6	7	20.0	14	4	4	1	0	6	1	27	0	4	0.74	1	1.00	.189	74	80	0	10	0
1 Italiano, Craig	5	6	5.63	16	16	0	0	0	0	76.2	83	55	48	6	14	40	1	75	0	10	1.67	8	1.60	.280	296	357	5	0	0
Kerfoot, Chad	2	1	6.52	13	0	0	0	0	1	19.1	30	17	14	3	3	7	1	12	0	1	0.87	2	1.91	.357	84	96	2	3	1
Leblanc Poirier, Mathieu	0	3	5.44	10	9	0	0	0	0	46.1	42	31	28	7	9	24	1	28	1	8	0.84	3	1.42	.247	170	208	1	0	0
Madsen, Michael	0	0	0.00	1	1	0	0	0	0	3.0	0	0	0	0	0	2	0	3	0	0	1.50	0	0.67	.000	8	10	0	0	0
Mitchinson, Scott	0	4	5.60	9	8	0	0	0	0	35.1	42	26	22	4	7	13	2	36	0	0	0.97	1	1.56	.288	146	167	0	0	0
Murray, Justin	1	4	6.04	7	3	0	0	0	1	25.1	31	28	17	3	4	11	1	19	0	0	1.12	1	1.66	.301	103	123	4	1	0
Pena, Jorge	0	1	6.00	1	1	0	0	0	0	3.0	4	3	2	0															

Kane County Cougars (60-49) 3, Wisconsin Timber Rattlers (48-60) 1
August 5, 2009

	1	2	3	4	5	6	7	8	9	R	H	E
Kane County	0	0	0	2	0	0	0	1	0	3	7	0
Wisconsin	0	0	0	0	0	0	1	0	0	1	7	0

Kane County	AB	R	H	RBI	BB	SO	LOB	AVG	Wisconsin	AB	R	H	RBI	BB	SO	LOB	AVG
Gil, 3B	5	0	2	0	0	1	3	.279	Prince, SS	3	1	2	0	1	1	0	.375
Leyja, 2B	5	0	0	0	0	3	1	.167	Fatse, RF	5	0	2	1	0	2	4	.273
Parker, S, 1B	4	0	0	0	0	2	1	.217	Lawrie, 2B	3	0	0	0	2	2	4	.263
Spina, DH	4	2	3	1	0	0	0	.276	Kemp, 1B	4	0	1	0	1	1	6	.278
Barfield, RF	3	0	1	0	1	1	2	.268	1-McPhearson, PR	0	0	0	0	0	0	0	.158
Ladendorf, SS	4	1	1	1	0	0	3	.225	Kjeldgaard, LF	5	0	1	0	0	2	3	.228
Hernandez, Fr, LF	2	0	0	0	2	0	2	.221	Sanchez, Ju, 3B	2	0	1	0	1	0	1	.253
Napoleon, C	3	0	0	0	1	1	4	.223	Vass, DH	4	0	0	0	0	1	4	.239
Berroa, CF	3	0	0	1	0	1	0	.187	McCraw, C	2	0	0	0	2	1	1	.222
Smith, M, P	0	0	0	0	0	0	0	.000	Miller, E, CF	3	0	0	0	1	0	2	.253
Deal, P	0	0	0	0	0	0	0	.000	Scarpetta, P	0	0	0	0	0	0	0	.000
Selenis, P	0	0	0	0	0	0	0	.000	Lambertus, P	0	0	0	0	0	0	0	.000
Guzman, P	0	0	0	0	0	0	0	.000	Almonte, R, P	0	0	0	0	0	0	0	.000
Thomas, Dan, P	0	0	0	0	0	0	0	.000	Totals	31	1	7	1	8	10	25	.239
Totals	33	3	7	3	4	9	16	.244									

BATTING

2B: Gil (5, Scarpetta), Ladendorf (4, Scarpetta).
 HR: Spina (5, 8th inning off Lambertus, 0 on, 0 out).
 TB: Gil 3; Spina 6; Barfield; Ladendorf 2.
 RBI: Ladendorf (5), Berroa (8), Spina (18).
 2-out RBI: Ladendorf; Berroa.
 Runners left in scoring position, 2 out: Napoleon; Gil 2.
 Team RISP: 0-for-2.
 Team LOB: 8.

BASERUNNING

CS: Gil (4, 3rd base by Scarpetta/McCraw).

FIELDING

DP: (Parker, S).

1-Ran for Kemp in the 9th.

BATTING

2B: Prince (2, Selenis).
 TB: Prince 3; Fatse 2; Kemp; Kjeldgaard; Sanchez, Ju.
 RBI: Fatse (10).
 Runners left in scoring position, 2 out: Vass; Kemp 2; Miller, E; Kjeldgaard.
 Team RISP: 1-for-8.
 Team LOB: 13.

BASERUNNING

SB: Sanchez, Ju (8, 2nd base off Guzman/Napoleon).
 CS: Sanchez, Ju (7, 2nd base by Smith, M/Napoleon).

Kane County	IP	H	R	ER	BB	SO	HR	ERA	Wisconsin	IP	H	R	ER	BB	SO	HR	ERA
Smith, M	4.0	3	0	0	5	5	0	2.63	Scarpetta (L, 2-9)	6.0	5	2	2	3	6	0	3.89
Deal (W, 1-2)	2.0	0	0	0	0	4	0	3.00	Lambertus	2.0	2	1	1	1	2	1	5.94
Selenis (H, 3)	1.0	2	1	1	1	0	0	3.96	Almonte, R	1.0	0	0	0	0	1	0	7.13
Guzman (H, 2)	1.0	1	0	0	1	0	0	7.04	Totals	9.0	7	3	3	4	9	1	4.23
Thomas, Dan (S, 1)	1.0	1	0	0	1	1	0	6.17									
Totals	9.0	7	1	1	8	10	0	3.53									

Smith, M pitched to 2 batters in the 5th.

WP: Smith, M.

HBP: Prince (by Deal), Sanchez, Ju (by Deal), Berroa (by Scarpetta).

Groundouts-flyouts: Smith, M 3-2, Deal 1-1, Selenis 0-2, Guzman 0-3, Thomas, Dan 2-0, Scarpetta 3-8, Lambertus 3-1, Almonte, R 1-1.

Batters faced: Smith, M 18, Deal 8, Selenis 5, Guzman 5, Thomas, Dan 5, Scarpetta 26, Lambertus 9, Almonte, R 3.

Inherited runners-scored: Deal 2-0.

Umpires: HP: Jonathan Bailey. 1B: Matt Neuhold. 2B: . 3B: .

Weather: 71 degrees, partly cloudy.

Wind: 5 mph, Out to RF.

T: 2:53.

Att: 3,830.

GI ---GAMES BY POSITION---

Table with columns: BATTERS, AVG, G, AB, R, H, 2B, 3B, HR, RBI, BB, IBB, SO, SB, CS, OBP, SLG, OPS, SF, SAC, HBP, DP, 1B, 2B, 3B, SS, OF, C, E. Lists player stats including Arrieche, Carlos; Barfield, Jeremy; Berroa, Chris; etc.

PITCHERS

Table with columns: W, L, ERA, G, GS, CG, SHO, SV, SVO, IP, H, R, ER, HR, HB, BB, IBB, SO, BK, WP, GO/AO, DP, WHIP, AVG, AB, TBF, SF, GF, HLD. Lists pitcher stats including Barham, Trey; Capra, Anthony; Deal, Scott; etc.

KEY: * - lefthanded hitter/pitcher, # - switch hitter

Yakima Bears (17-28) 3, Vancouver Canadians (21-24) 2
August 5, 2009

	1	2	3	4	5	6	7	8	9	10	11	12	R	H	E
Yakima	0	1	0	0	0	0	1	0	0	0	0	1	3	14	0
Vancouver	0	1	0	0	0	0	1	0	0	0	0	0	2	6	3

Yakima	AB	R	H	RBI	BB	SO	LOB	AVG	Vancouver	AB	R	H	RBI	BB	SO	LOB	AVG
Greer, SS	7	0	1	0	0	3	6	.325	Crumbliss, RF-2B	6	0	2	1	0	0	0	.329
Kaczrowski, LF	6	1	1	0	1	1	3	.245	Jernigan, 3B	5	0	0	0	1	1	3	.301
Wheeler, R, DH	6	0	3	0	0	1	1	.340	Richard, M, LF	5	0	0	0	0	2	0	.284
Conner, 1B	3	0	1	1	3	1	2	.261	Walton, DH	4	0	0	0	1	1	0	.303
Davidson, 3B	6	0	0	0	0	3	9	.250	Ortiz, R, C	2	2	1	0	3	1	3	.212
Sherlock, RF	6	0	1	0	0	2	3	.250	Rutherford, 1B	3	0	1	0	0	1	2	.226
Van Winkle, C	4	1	4	0	1	0	0	.278	a-Aliotti, A, PH-1B	1	0	0	0	0	0	3	.270
1-Worthington, PR	0	0	0	0	0	0	0	.252	Sosa, W, SS	5	0	0	0	0	4	4	.198
Corniel, C	1	1	0	0	0	0	0	.282	Luis, M, 2B	3	0	2	1	1	1	0	.290
Montilla, 2B	6	0	2	0	0	0	5	.211	1-Crisostomo, PR-RF	1	0	0	0	0	1	0	.257
Rodriguez, Ro, CF	6	0	1	1	0	0	6	.149	House, CF	4	0	0	0	1	0	2	.266
Taylor, D, P	0	0	0	0	0	0	0	.000	Joseph, P	0	0	0	0	0	0	0	.000
Wilson, B, P	0	0	0	0	0	0	0	.000	Street, P	0	0	0	0	0	0	0	.000
Budrow, P	0	0	0	0	0	0	0	.000	Penalba, P	0	0	0	0	0	0	0	.000
Hale, P	0	0	0	0	0	0	0	.000	Smyth, P	0	0	0	0	0	0	0	.000
Totals	51	3	14	2	5	11	35	.254	Totals	39	2	6	2	7	12	17	.264

1-Ran for Van Winkle in the 10th.

BATTING

2B: Van Winkle (5, Street), Wheeler, R 2 (10, Smyth, Long, N).
3B: Rodriguez, Ro (1, Joseph).
TB: Greer; Kaczrowski; Wheeler, R 5; Conner; Sherlock; Van Winkle 5; Montilla 2; Rodriguez, Ro 3.
RBI: Rodriguez, Ro (9), Conner (36).
2-out RBI: Rodriguez, Ro.
Runners left in scoring position, 2 out: Davidson; Greer 2; Rodriguez, Ro 2; Sherlock 2; Kaczrowski 2.
GIDP: Davidson.
Team RISP: 0-for-16.
Team LOB: 17.

BASERUNNING

CS: Conner (3, 2nd base by Street/Ortiz, R).

a-Grounded into a forceout for Rutherford in the 10th.
 1-Ran for Luis, M in the 9th.

BATTING

2B: Ortiz, R (7, Taylor, D), Crumbliss (8, Budrow).
TB: Crumbliss 3; Ortiz, R 2; Rutherford; Luis, M 2.
RBI: Luis, M (2), Crumbliss (16).
2-out RBI: Luis, M; Crumbliss.
Runners left in scoring position, 2 out: House; Sosa, W; Jernigan 2; Aliotti, A 2.
S: Rutherford; Richard, M.
Team RISP: 2-for-10.
Team LOB: 10.

BASERUNNING

CS: Crisostomo (4, 2nd base by Budrow/Van Winkle).

FIELDING

E: Luis, M (1, fielding), Sosa, W (9, throw), Aliotti, A (4, fielding).
DP: (Jernigan-Crumbliss-Aliotti, A).

Yakima	IP	H	R	ER	BB	SO	HR	ERA	Vancouver	IP	H	R	ER	BB	SO	HR	ERA
Taylor, D	6.0	3	1	1	1	8	0	5.86	Joseph	5.0	7	1	1	1	3	0	3.54
Wilson, B (BS, 2)	1.0	1	1	1	3	1	0	4.50	Street	2.0	1	1	0	1	1	0	3.86
Budrow	3.0	2	0	0	3	2	0	2.57	Penalba	1.0	1	0	0	1	2	0	5.28
Hale (W, 2-2)	2.0	0	0	0	0	1	0	5.40	Smyth	2.0	3	0	0	1	3	0	0.00
Totals	12.0	6	2	2	7	12	0	5.40	Totals	12.0	14	3	1	5	11	0	4.13

IBB: Jernigan (by Budrow), Walton (by Budrow), Conner (by Smyth), Conner (by Long, N).

Groundouts-flyouts: Taylor, D 3-7, Wilson, B 2-0, Budrow 6-0, Hale 2-3, Joseph 4-8, Street 2-2, Penalba 0-1, Smyth 2-1, Long, N 4-0.

Batters faced: Taylor, D 22, Wilson, B 7, Budrow 13, Hale 6, Joseph 23, Street 8, Penalba 5, Smyth 10, Long, N 10.

Umpires: HP: Shaun Lampe. 1B: Atsu Yoshioka. 2B: . 3B: .

Weather: 68 degrees, clear.

Wind: 11 mph, L to R.

T: 3:59.

Att: 3,728.

GI ---GAMES BY POSITION---

BATTERS	AVG	G	AB	R	H	2B	3B	HR	RBI	BB	IBB	SO	SB	CS	OBP	SLG	OPS	SF	SAC	HBP	DP	1B	2B	3B	SS	OF	C	E	
* Aliotti, Anthony	.270	36	137	11	37	3	0	0	18	19	0	35	3	1	.363	.292	.654	2	1	2	6	36	0	0	0	0	0	4	
* Crisostomo, Jose	.257	31	105	11	27	3	0	0	12	8	0	13	3	4	.313	.286	.599	1	1	1	1	0	0	0	0	29	0	3	
* Crumbless, Conner	.329	42	146	33	48	8	3	1	16	38	0	17	10	1	.463	.445	.908	3	1	1	1	0	26	0	0	17	0	7	
Dixon, Rashun	.194	38	134	18	26	7	0	2	11	17	0	54	4	3	.290	.291	.581	2	0	2	1	0	0	0	0	37	0	1	
Gil, Leonardo	.250	9	32	8	8	1	2	0	8	4	0	8	0	0	.342	.406	.748	1	0	1	1	0	0	4	6	0	0	4	
# Gilmartin, Michael	.264	31	106	16	28	5	0	0	11	16	0	18	4	0	.373	.311	.684	1	3	3	3	0	0	0	31	0	0	6	
House, Tyreace	.266	34	109	17	29	0	0	0	8	11	0	23	9	6	.350	.266	.616	0	3	3	2	0	0	0	0	33	0	0	
Jernigan, Ryne	.301	33	113	19	34	7	0	0	18	11	1	15	3	1	.369	.363	.732	3	2	3	4	0	0	33	0	0	0	13	
Levja, Nino	.269	16	67	5	18	3	0	1	7	3	0	19	3	0	.300	.358	.658	0	3	0	1	0	16	0	0	0	0	4	
Luis, Marcos	.290	11	31	2	9	3	0	0	2	2	0	7	0	0	.333	.387	.720	0	0	0	0	0	6	5	0	0	0	1	
Ortiz, Gabriel	.213	17	61	6	13	1	0	0	5	1	0	18	2	0	.222	.230	.452	1	1	0	1	0	0	0	0	0	17	3	
Ortiz, Ryan	.212	27	85	15	18	7	1	3	13	22	0	19	1	0	.391	.424	.814	0	0	3	2	0	0	0	0	0	27	5	
Richard, Myrio	.284	27	95	10	27	1	1	0	9	9	0	25	2	1	.352	.316	.668	2	2	2	1	0	0	0	0	26	0	0	
Rutherford, Rodney	.226	12	31	2	7	4	0	0	2	2	0	7	0	0	.273	.355	.628	0	1	0	0	3	0	0	0	0	2	1	
Sosa, Wilfredo	.198	24	86	13	17	8	0	2	12	6	0	29	1	0	.253	.360	.613	2	2	1	1	7	0	7	10	0	0	9	
Walton, Kent	.303	44	175	21	53	16	0	2	27	12	1	23	2	2	.349	.429	.778	3	1	2	5								
Team Total	.264	45	1513	207	399	77	7	11	179	181	2	330	47	19	.347	.346	.693	21	21	24	30								69

PITCHERS	W	L	ERA	G	GS	CG	SHO	SV	SVO	IP	H	R	ER	HR	HB	BB	IBB	SO	BK	WP	GO/AO	DP	WHIP	AVG	AB	TBF	SF	GF	HLD
Adames, Joselito	2	3	5.89	9	9	0	0	0	0	36.2	47	27	24	0	7	14	0	25	0	5	1.28	4	1.66	.313	150	175	1	0	0
Arriola, Jorge	2	1	5.09	13	0	0	0	0	0	17.2	21	11	10	1	2	12	1	9	0	0	1.22	2	1.87	.300	70	85	1	2	1
Christensen, Kyle	3	0	2.70	4	0	0	0	0	0	10.0	12	3	3	2	0	2	0	8	0	1	1.11	0	1.40	.286	42	44	0	0	0
Garcia, Hector	0	0	10.13	6	4	0	0	0	0	16.0	24	20	18	0	2	13	0	9	1	7	1.33	0	2.31	.358	67	83	1	0	0
Gilliam, Robert	2	0	3.38	5	0	0	0	0	2	8.0	8	3	3	1	0	3	0	9	0	1	1.17	0	1.38	.286	28	33	0	2	1
Guzman, Jose	0	1	2.61	9	0	0	0	6	6	10.1	7	3	3	1	0	2	1	11	0	0	1.11	2	0.87	.200	35	38	0	9	0
Hoehn, Connor	0	1	3.60	4	0	0	0	1	1	5.0	4	2	2	0	0	2	0	5	0	0	0.43	0	1.20	.200	20	22	0	1	1
Joseph, Jonathan	0	0	3.54	10	3	0	0	0	0	28.0	32	15	11	1	3	13	0	13	0	3	0.94	3	1.61	.291	110	127	0	2	0
Lee, Chad	2	0	0.00	3	3	0	0	0	0	15.0	1	0	0	0	1	6	0	17	0	1	1.70	2	0.47	.023	44	51	0	0	0
Long, Nathan	1	1	4.50	14	0	0	0	0	0	22.0	23	14	11	2	1	5	1	15	2	2	1.13	1	1.27	.264	87	96	2	5	0
Morla, Ronny	1	2	4.50	11	6	0	0	0	0	34.0	38	20	17	2	1	14	0	38	1	3	1.03	3	1.53	.286	133	150	1	1	0
Penalba, Ricardo	1	4	5.28	13	4	0	0	1	1	29.0	35	20	17	0	7	13	0	31	3	2	0.96	1	1.66	.292	120	142	1	4	2
* Peterson, Maxwell	0	0	4.15	5	1	0	0	0	0	8.2	14	7	4	0	1	9	0	6	0	0	1.38	0	2.65	.368	38	50	1	0	0
* Ramos, Julio	2	5	3.00	9	9	0	0	0	0	45.0	50	26	15	2	1	14	0	37	0	3	1.38	9	1.42	.284	176	195	1	0	0
Schultz, Bo	2	3	3.65	16	0	0	0	0	1	24.2	18	14	10	0	3	15	2	24	0	4	4.33	2	1.34	.202	89	108	1	6	4
Smith, Murphy	0	0	0.00	1	1	0	0	0	0	4.0	2	1	0	0	0	1	0	5	1	0	2.50	1	0.75	.143	14	15	0	0	0
Smyth, Paul	1	0	0.00	15	0	0	0	5	5	24.2	11	0	0	0	1	3	1	30	0	0	1.53	2	0.57	.133	83	88	0	6	2
Straily, Daniel	2	2	5.00	10	5	0	0	0	0	27.0	34	15	15	3	2	10	0	28	0	1	1.23	4	1.63	.315	108	121	0	1	0
Street, Justin	0	0	3.86	12	0	0	0	0	0	18.2	18	9	8	2	1	10	0	18	0	3	1.06	0	1.50	.254	71	83	1	3	0
Vidal, Pedro	0	1	10.24	6	0	0	0	0	0	9.2	13	11	11	2	0	4	1	8	0	0	0.33	0	1.76	.325	40	45	1	3	0
Team Total	21	24	4.13	45	45	0	3	13	16	394.0	412	221	181	19	33	165	7	346	8	36	1.23	36	1.46	.270	1525	1751	12	45	11

KEY: * - lefthanded hitter/pitcher, # - switch hitter

GI ---GAMES BY POSITION---

BATTERS	AVG	G	AB	R	H	2B	3B	HR	RBI	BB	IBB	SO	SB	CS	OBP	SLG	OPS	SF	SAC	HBP	DP	1B	2B	3B	SS	OF	C	E	
Affinito, Christopher	.337	29	104	13	35	6	1	4	25	10	0	32	0	1	.393	.529	.922	2	0	1	6	6	0	0	0	0	7	0	
Brazoban, Yeudy	.261	23	88	10	23	4	1	0	5	2	0	22	3	1	.278	.330	.607	0	1	0	0	0	0	0	0	23	0	3	
Castillo, Gerardo	.267	35	116	17	31	4	0	0	12	30	0	19	2	1	.426	.302	.727	0	2	2	4	0	0	0	35	0	0	12	
Chen, Yung Chi	.346	8	26	3	9	5	0	1	8	4	0	6	0	0	.419	.654	1.073	1	0	0	2	0	0	5	1	0	0	0	
Clime, Neudy	.219	25	73	10	16	0	1	0	3	4	0	21	3	1	.278	.247	.525	0	2	2	1	0	6	16	1	0	0	12	
* Consigli, Royce	.091	7	22	3	2	0	1	0	4	9	0	4	0	0	.355	.182	.537	0	0	0	1	0	0	0	0	6	0	3	
Crosby, Blake	.217	20	69	6	15	0	0	0	6	5	0	16	0	1	.295	.217	.512	1	2	3	3	7	0	12	0	0	0	2	
De Leon, Abraham	.171	17	35	3	6	0	0	1	3	2	0	14	0	0	.231	.257	.488	1	0	1	1	0	0	0	0	0	10	2	
# Eusebio, Joel	.193	22	57	11	11	5	0	0	3	18	0	16	2	0	.395	.281	.675	0	0	1	0	0	16	3	0	0	0	6	
Garcia, Elvis	.169	21	59	4	10	1	0	0	2	2	0	16	0	0	.197	.186	.383	0	1	0	0	0	0	0	0	0	21	0	1
Landaeta, Douglas	.234	30	107	17	25	4	4	0	15	13	0	19	3	0	.320	.346	.665	1	0	1	1	0	0	0	0	28	0	2	
* Leyland, Joshua	.143	2	7	1	1	0	0	0	0	1	0	4	0	0	.333	.143	.476	0	0	1	0	0	0	0	0	0	0	0	
Lopez, Diomedes	.212	16	52	6	11	2	1	0	4	5	0	24	0	0	.293	.288	.582	0	0	1	0	3	0	0	0	0	11	1	
Made, Alcibiades	.272	26	81	11	22	1	3	1	9	12	0	27	2	1	.385	.395	.780	0	1	3	3	23	0	3	0	0	0	5	
* Parker, Stephen	.214	3	14	2	3	2	0	0	2	1	0	6	0	0	.267	.357	.624	0	0	0	0	1	0	3	0	0	0	0	
Richard, Myrio	.308	4	13	1	4	2	0	0	0	1	0	3	2	0	.357	.462	.819	0	0	0	0	0	0	0	0	0	3	0	0
Rosario, Robin	.190	18	58	12	11	2	2	2	7	6	0	20	1	0	.262	.397	.658	1	0	0	1	0	0	0	0	16	0	5	
Shaw, Anthione	.239	27	92	11	22	5	2	0	6	8	0	25	3	1	.314	.337	.651	0	1	2	2	0	0	0	0	22	0	2	
Soto, Ramon	.250	16	56	7	14	3	2	0	5	5	0	10	1	0	.306	.375	.681	1	0	0	2	0	0	0	0	0	16	2	
Spina, Michael	.500	2	6	1	3	1	0	0	0	0	0	0	0	0	.500	.667	1.167	0	0	0	0	1	0	1	0	0	0	2	
Wells, Jeremy	.293	27	82	17	24	0	1	0	9	11	0	12	8	2	.404	.317	.721	1	1	5	1	0	23	1	0	0	0	5	
# Wimberly, Corey	.000	4	11	1	0	0	0	0	1	1	0	1	1	0	.083	.000	.083	0	0	0	0	0	2	0	1	0	0	1	
Team Total	.243	36	1228	167	298	47	19	9	129	150	0	317	31	9	.334	.334	.668	9	11	23	28							72	

PITCHERS	W	L	ERA	G	GS	CG	SHO	SV	SVO	IP	H	R	ER	HR	HB	BB	IBB	SO	BK	WP	GO/AO	DP	WHIP	AVG	AB	TBF	SF	GF	HLD
Acevedo, Rony	1	1	6.93	12	1	0	0	0	1	24.2	34	21	19	2	3	10	0	17	0	2	1.62	1	1.78	.343	99	118	2	2	1
De Los Santos, Fautino	0	0	2.25	2	2	0	0	0	0	4.0	3	1	1	0	0	1	0	5	0	1	1.00	0	1.00	.214	14	15	0	0	0
Diaz, Victor	0	0	11.12	11	0	0	0	0	0	11.1	13	20	14	0	2	19	0	6	0	13	1.45	1	2.82	.295	44	70	5	3	0
* Duran, Omar	1	1	5.40	12	1	0	0	0	1	15.0	14	17	9	0	3	11	0	21	3	5	2.29	1	1.67	.237	59	77	2	4	0
Ferrerias, Ronald	2	0	5.40	12	0	0	0	0	1	23.1	23	16	14	4	1	16	0	13	0	3	0.93	1	1.67	.258	89	109	3	2	0
Garcia, Hector	0	0	1.93	2	2	0	0	0	0	4.2	3	3	1	0	0	4	0	7	1	0	2.00	1	1.50	.176	17	21	0	0	0
Gilliam, Robert	0	1	0.00	2	0	0	0	0	0	3.0	4	3	0	0	1	0	0	2	0	0	0.75	0	1.33	.286	14	15	0	0	1
Hoehn, Connor	0	0	0.00	1	0	0	0	0	0	1.0	1	0	0	0	0	1	0	2	0	0		0	2.00	.333	3	4	0	0	0
* Huttenlocker, Anthony	1	1	2.70	10	0	0	0	3	5	13.1	14	6	4	0	1	1	0	17	0	1	1.20	1	1.13	.264	53	57	1	10	0
Jimenez, Deivi	1	3	8.31	9	6	0	0	0	0	30.1	48	37	28	5	6	10	0	23	0	2	0.82	1	1.91	.343	140	159	2	0	0
* Marks, Justin	0	1	***	1	1	0	0	0	0	0.0	3	6	6	1	0	4	0	0	0	0		0		1.000	3	7	0	0	0
Mederos, Christopher	1	1	3.00	5	2	0	0	0	0	9.0	7	3	3	1	0	2	0	9	0	0	1.00	0	1.00	.233	30	33	1	0	0
Mitchell, Michael	0	0	0.00	1	0	0	0	0	0	1.0	0	0	0	0	0	0	0	0	0	0	2.00	0	0.00	.000	3	3	0	0	0
Mota, David	1	0	6.14	6	0	0	0	0	0	7.1	4	5	5	0	1	7	0	11	0	6	1.50	0	1.50	.160	25	33	0	0	1
Oliveros, Jose	2	0	2.57	4	0	0	0	0	0	7.0	9	3	2	0	1	3	0	6	0	3	1.00	1	1.71	.281	32	36	0	0	0
Paez, Argenis	0	4	4.88	9	7	0	0	0	0	27.2	27	20	15	1	4	16	0	26	0	2	6.43	3	1.55	.255	106	126	0	0	1
Pena, Jorge	1	1	2.87	4	3	0	0	0	0	15.2	12	5	5	1	0	4	0	17	0	1	1.07	1	1.02	.211	57	62	1	0	0
* Peterson, Maxwell	0	0	0.00	3	0	0	0	1	1	4.0	3	0	0	0	0	0	0	6	0	0	2.00	1	0.75	.200	15	15	0	1	0
* Quigley, Ryan	2	2	3.57	11	0	0	0	0	2	17.2	15	11	7	0	2	11	0	19	0	8	2.20	1	1.47	.224	67	81	1	0	0
* Ramirez, Anivoris	1	1	4.56	6	3	0	0	0	0	23.2	27	14	12	1	1	7	0	22	2	3	2.07	2	1.44	.284	95	104	1	0	0
Reyes, Luis	0	3	4.55	11	5	0	0	1	1	27.2	26	16	14	1	1	13	0	20	0	1	0.97	2	1.41	.260	100	117	3	1	1
Sanchez, Jose	0	0	5.06	9	0	0	0	0	0	16.0	19	9	9	1	2	12	0	12	1	3	2.40	2	1.94	.302	63	77	0	1	1
Smith, Murphy	0	1	6.00	3	2	0	0	0	0	6.0	6	4	4	1	1	0	0	4	0	0	2.25	0	1.00	.261	23	24	0	0	1
Tenholder, Daniel	0	1	8.36	12	0	0	0	0	0	14.0	22	14	13	1	4	6	0	12	0	0	1.08	0	2.00	.355	62	73	0	6	0
Thomas, Daniel	0	0	4.50	2	1	0	0	0	0	2.0	1	1	1	0	0	1	0	2	0	0	4.00	0	1.00	.143	7	8	0	0	0
Vidal, Pedro	0	0	1.13	6	0	0	0	1	1	8.0	8	1	1	0	2	2	0	13	0	1	1.20	1	1.25	.258	31	35	0	6	

Oakland Athletics
 Organization Leaders
 (As of 08/06/2009 02:32 AM EDT)

BATTING TOP 10 (minimum 2.7 PA/team game)

BATTER	CLUB	AVG	G	AB	R	H	HR	RBI
Everidge, Tommy	SAC	.338	98	402	72	136	17	85
Affinito, Christopher	ATH	.337	29	104	13	35	4	25
Crumbliss, Conner	VAN	.329	42	146	33	48	1	16
Carter, Chris	MID	.329	107	423	94	139	19	84
Patterson, Eric	SAC	.326	90	377	77	123	9	39
Carter, Yusuf	STK	.323	74	291	51	94	11	42
Kleen, Steve	STK	.313	110	412	75	129	13	69
Walton, Kent	VAN	.303	44	175	21	53	2	27
Jernigan, Ryne	VAN	.301	33	113	19	34	0	18

3 others tied at .293.

PITCHING TOP 10 (minimum 0.8 IP/team game)

PITCHER	CLUB	W-L	ERA	IP	H	BB	SO
Smalley, Kenny	KC	8-4	2.06	100.1	70	41	94
Ramos, Julio	VAN	2-5	3.00	45.0	50	14	37
Capra, Anthony	STK	5-7	3.27	115.2	84	51	123
Hornbeck, Ben	STK	8-4	3.56	96.0	81	36	127
Godfrey, Graham	MID	9-6	3.84	124.1	128	43	89
Eveland, Dana	SAC	8-2	3.91	92.0	90	43	60
Figueroa, Pedro	STK	11-6	3.94	114.1	121	43	105
Ross, Tyson	MID	6-7	4.08	99.1	89	35	89
Hernandez, Carlos	STK	14-6	4.24	125.1	138	47	91
Haviland, Shawn	KC	6-8	4.25	120.2	123	40	101

HOME RUNS

Desme, Grant	STK	25
Carter, Chris	MID	19
Everidge, Tommy	SAC	17
Spencer, Matthew	MID	15
Carson, Matt	SAC	14

WINS

Hernandez, Carlos	STK	14
Figueroa, Pedro	STK	11
Sharpe, Steven	MID	10
Godfrey, Graham	MID	9

3 others tied at 8.

RBI

Everidge, Tommy	SAC	85
Carter, Chris	MID	84
Desme, Grant	STK	78
Spencer, Matthew	MID	76
Donaldson, Josh	MID	75

SAVES

Gray, Jeff	SAC	16
Storey, Mickey	STK	16
Demel, Sam	SAC	12
Guzman, Jose	KC	10
Murray, Justin	KC	10

STOLEN BASES

Desme, Grant	STK	35
Patterson, Eric	SAC	34
Christian, Jason	KC	28
Pennington, Cliff	SAC	27
Gilbert, Archie	MID	24

STRIKEOUTS

Hornbeck, Ben	STK	127
Capra, Anthony	STK	123
Figueroa, Pedro	STK	105
Haviland, Shawn	KC	101
Smalley, Kenny	KC	94

TEAM STATISTICS

TEAM BATTING	AVG	AB	R	H	HR	BB	SO	SB	CS	TEAM PITCHING	W-L	ERA	H	CG	SHO	SV	HR	BB	SO
Midland	.294	3885	660	1144	76	471	679	101	45	Kane County	60-49	3.53	834	0	6	35	49	381	864
Sacramento	.269	3860	560	1037	101	398	745	98	29	Vancouver	21-24	4.13	412	0	3	13	19	165	346
Vancouver	.264	1513	207	399	11	181	330	47	19	Sacramento	68-43	4.14	970	1	5	36	91	432	784
Stockton	.262	3765	518	987	81	390	888	81	50	Stockton	48-62	4.42	946	0	3	28	92	424	959
Kane County	.244	3563	488	868	70	384	854	102	48	Midland	58-51	4.83	1127	3	7	26	63	435	678
AZL Athletics	.243	1228	167	298	9	150	317	31	9	AZL Athletics	14-22	5.30	346	0	0	6	20	161	292