



## **2009 WHITE SOX SUPPLEMENTAL BIOS**

#27 – Ramon Castro, C


#30 – Mark Kotsay, OF

#44 – Jake Peavy, RHP

#57 – Tony Pena, RHP

#22 – Scott Podsednik, OF





# RAMON CASTRO

**CATCHER # 11**

HEIGHT 6-3

WEIGHT 258

BATS Right

THROWS Right

OPENING DAY AGE 32

BIRTHDATE March 1, 1976

BIRTHPLACE Vega Baja, PR

RESIDES Vega Baja, PR

MAJOR LEAGUE SERVICE 6 Years, 152 Days

SIGNED BY Frankie Thon (Houston Astros)

HOW OBTAINED Signed as a minor league free agent on December 23, 2004

CONTRACT STATUS Signed through 2009

FAMILY Wife, Brenda; Daughters, Mairym (10/21/95), Natali (7/15/99) and Misoti (11/23/01)



## 2007

- Extended his career-high with his 11th home run on September 29th off Florida's Mauro Zarate...His previous career-best was eight home runs set in 2005.
- Saw his first action since August 12th on September 17th at Washington.
- Activated from the DL on September 15th...Placed on the 15-Day Disabled List on August 18th, retroactive to August 13th, with lower back arthritis...Left the August 12th game vs. Florida with lower back discomfort.
- Hit .293 (17-58) at Shea.
- Batted .390 (16-41) in night games.
- Had a .410 (16-39) batting average with three home runs and nine RBI during July.
- Was 29-90 (.322) with 18 runs, six doubles, eight home runs and 20 RBI in his last 28 games with an at-bat.
- Had at least one RBI in 13 of his last 22 starts (21 total).
- Had 11 home runs and 29 RBI in his 35 starts.
- Had five home runs and 10 RBI in his last 13 contests with an at-bat.
- Tied his career-high with three hits, July 5th at Houston...It was his fifth career three-hit game.
- Threw out three of 30 base runners (10 percent).

## IN THE MAJORS

### 2006

- Placed on the 15-Day Disabled List on August 4th, retroactive to July 27th, with a sore left rib cage.
- Suffered a Grade 1 strain and a torn medial meniscus of his left knee warming up prior to a rehabilitation game at Brooklyn on August 21st...Underwent surgery on August 23rd to repair the torn medial meniscus at the Hospital for Special Surgery in Manhattan...Procedure was performed by Team Physician Dr. Straun Coleman.
- Collected his 100th career RBI, June 18th vs. Baltimore with a solo home run off Chris Britton.
- Tied his career-high with a six-game hitting streak from April 13th-April 30th...Batted .423 (11-26) with four runs scored, three doubles, a home run and three RBI in those games.
- Tied his career-high with three hits on April 26th at San Francisco...Also had three hits on April 22nd at San Diego...Now has four, three-hit contests in his career.
- Threw out nine of 26 runners attempting to steal (35 percent).

**POSTSEASON:** Was on the playoff roster for the NLDS and NLCS, but did not appear in a game.

### 2005

- Appeared in 99 games, collecting 26 runs, 51 hits, 16 doubles, eight home runs and 41 RBI, all career highs.
- Extended his career-high with his eighth home run of the season on September 22nd vs. Florida (off Dontrelle Willis).
- Registered his career-high seventh home run of the year on August 31st vs. Philadelphia (off Brett Myers).
- Collected a career-best five RBI, August 23rd at Arizona...Previously had seven games with three RBI.
- Placed on the 15-Day Disabled List on May 15th with a strained right quadriceps...Was reinstated on June 2nd.
- Stole his first major league base, April 10th at Atlanta.
- Threw out 11 of 35 runners (31 percent) attempting to steal, the fifth best percentage in the National League.

### 2004

- Left for a pinch-hitter in the second inning on June 1st vs. Cincinnati due to pain in his right big toe.
- Placed on the 15-Day Disabled List the next day with inflammation of the toe and was transferred to the 60-Day Disabled List on July 31st...Did not play the rest of the season.
- Had surgery on August 12th to repair a tendon in his right big toe.
- His season ended on June 1st because of an injury to his right big toe.

## 2003

- Was one of 18 players in the majors with multiple pinch-hit home runs.
- Hit his first career pinch-hit home run in the seventh inning on September 4th vs. Pittsburgh (off Mike Gonzalez)...Collected his second pinch-hit home run on September 6th (seventh inning) off the Expos' Scott Stewart at Hiram Bithorn Stadium in San Juan, PR...The home runs came in consecutive games, marking the first time in his major league career that he had a home run in consecutive games.
- As a pinch-hitter, was 9-26 (.346)...Also had a .654 slugging percentage, tops in the National League.

## 2002

- Played a full season for the first time in his career...Performed in a then career-high 54 games.
- Was on the 15-Day Disabled List from May 17th-June 8th with a strained muscle in his right elbow.
- Collected his first career multiple-home run game on April 14th vs. Atlanta...Hit two home runs, both off Jason Marquis...Also had a career-high three RBI and tied his career-high with his second three-hit game.
- Did not commit an error as a catcher, handling 160 total chances in 37 games.

## 2001

- Designated for Assignment on April 10th and spent the majority of the year with Calgary (AAA) of the Pacific Coast League.
- His contract was purchased from Calgary on September 1st...Played in six games (one start) with the Marlins.

## 2000

- Recalled from Calgary (AAA) of the Pacific Coast League on July 21st.

## 1999

- Recalled from Calgary (AAA) of the Pacific Coast League on August 27th and made his major league debut that night in a double-header against Houston...Appeared in Game One as a defensive replacement in the ninth inning...Started Game Two and had an RBI double in his first major league at-bat off Chris Holt.
- Hit his first major league home run on September 1st at St. Louis (off Manny Aybar).

## IN THE MINORS

### 2001

- Started and was named the Most Valuable Player in the Triple-A All-Star Game.

### 2000

- Hit three grand slams: May 7th vs. Nashville, May 17th vs. Tucson and June 6th vs. Omaha.
- Was on the Disabled List from April 20th-May 5th with a sprained left knee.

### 1999

- Hit .417 in June for Calgary (AAA) of the Pacific Coast League and was named the Marlins' Organizational Hitter of the Month.

### 1998

- Acquired by Florida on July 5th.
- Split the year between Portland (AA) of the Eastern League and Jackson (AA) of the Southern League.

### 1997

- Named to the Florida State League's All-Star team.

### 1996

- Selected to the Midwest League's All-Star team.

### 1995

- Picked to *Baseball America's* short-season All-Star team and also was a member of the New York-Penn League All-Star team.

## BACKGROUND

- Ramon Abraham Castro attended Vega Baja (PR) High School and became the first player from Puerto Rico ever selected in the first round of the June draft when the Astros selected him as the 17th overall pick in 1994.

## RAMON'S BESTS

**HITS, GAME**—3 (five times, last, July 5, 2007 at Houston)

**HOME RUNS, GAME**—2 (April 14, 2002, Florida vs. Atlanta)

**MULTI-HOME RUN GAMES**—1 (one, two-home run game)

**LEADOFF HOME RUNS**—None

**INSIDE-THE-PARK HOME RUNS**—None

**WALK-OFF HOME RUNS**—1, August 12, 2003, Florida vs. Los Angeles (off Paul Shuey)

**PINCH-HIT HOME RUNS**—3, last, April 18, 2004, Florida at Atlanta (off Kevin Gryboski)

**RBI, GAME**—5 (August 23, 2005 at Arizona)

**STOLEN BASES, GAME**—1 (April 10, 2005 at Atlanta)

**HITTING STREAK**—6 games (two times, last, April 13-April 30, 2006)

**GRAND SLAMS**—None

YEAR CLUB	AVG	G	AB	R	H	2B	3B	HR	RBI	SH	SF	HB	BB	SO	SB	CS	SLG	OBP	E
1994 Astros (R)	.276	37	123	17	34	7	0	3	14	0	0	2	17	14	5	5	.407	.373	4
1995 Kissimmee (A)	.208	36	120	6	25	5	0	0	8	0	1	1	6	21	0	0	.250	.250	7
Auburn (A)	.299	63	224	40	67	17	0	9	49	0	6	0	24	27	0	1	.496	.358	2
1996 Quad City (A)	.248	96	314	38	78	15	0	7	43	0	3	2	31	61	2	0	.363	.317	10
1997 Kissimmee (A)	.280	115	410	53	115	22	1	8	65	0	11	2	53	73	1	0	.398	.357	6
1998 Jackson (AA)	.256	48	168	27	43	6	0	8	25	0	0	4	13	31	0	1	.435	.324	10
Portland (AA)	.250	31	88	9	22	3	0	3	11	0	2	0	8	21	0	0	.386	.306	5
1999 Calgary (AAA)	.258	97	349	43	90	22	0	15	61	0	3	2	24	64	0	0	.450	.307	7
FLORIDA (NL)	.179	24	67	4	12	4	0	2	4	0	1	0	10	14	0	0	.328	.282	1
2000 Calgary (AAA)	.335	67	218	44	73	22	0	14	45	0	0	0	16	38	0	0	.628	.380	4
FLORIDA (NL)	.239	50	138	10	33	4	0	2	14	0	2	1	16	36	0	0	.312	.318	6
2001 FLORIDA (NL)	.182	7	11	0	2	0	0	0	1	0	0	0	1	1	0	0	.182	.250	0
Calgary (AAA)	.336	108	390	81	131	33	0	27	90	0	4	1	38	74	1	1	.628	.393	7
2002 FLORIDA (NL)	.238	54	101	11	24	4	0	6	18	1	3	0	14	24	0	0	.458	.322	0
2003 FLORIDA (NL)	.283	40	53	6	15	2	0	5	8	0	0	0	4	11	0	0	.604	.333	1
2004 FLORIDA (NL)	.135	32	96	9	13	3	0	3	8	0	0	1	11	30	0	0	.260	.231	2
2005 METS	.244	99	209	26	51	16	0	8	41	3	3	0	25	58	1	0	.435	.321	3
2006 METS	.238	40	126	13	30	7	0	4	12	1	1	1	15	40	0	0	.389	.322	1
GC Mets (R)#	.667	1	3	0	2	0	0	0	2	0	0	0	0	0	0	0	.667	.667	0
2007 METS	.285	52	144	24	41	6	0	11	31	0	2	1	10	39	0	0	.556	.331	4
Minor League Totals	.283	699	2407	358	680	152	1	94	413	0	30	14	230	424	9	8	.464	.345	62
Major League Totals	.234	398	945	103	221	46	0	41	137	5	12	4	106	253	1	0	.413	.310	18

# - rehabilitation assignment

## DIVISION SERIES

YEAR CLUB/OPPONENT	AVG	G	AB	R	H	2B	3B	HR	RBI	SH	SF	HB	BB	SO	SB	CS	SLG	OBP	E
2006 METS/LOS ANGELES	DID NOT PLAY																		
Division Series Totals	----	0	0	0	0	0	0	0	0	0	0	0	0	0	0	0	0	0	0

## LEAGUE CHAMPIONSHIP SERIES

YEAR CLUB/OPPONENT	AVG	G	AB	R	H	2B	3B	HR	RBI	SH	SF	HB	BB	SO	SB	CS	SLG	OBP	E
2006 METS/ST. LOUIS	DID NOT PLAY																		
LCS Totals	----	0	0	0	0	0	0	0	0	0	0	0	0	0	0	0	0	0	0

## VS. NATIONAL LEAGUE

	2007					CAREER				
	AVG.	AB	H	HR	RBI	AVG.	AB	H	HR	RBI
Arizona	.375	8	3	0	1	.281	57	16	0	13
Atlanta	.182	11	2	2	3	.289	114	33	7	16
Chicago	.083	12	1	1	1	.107	28	3	1	1
Cincinnati	.667	3	2	0	1	.159	44	7	0	2
Colorado	.286	7	2	1	1	.171	41	7	3	9
Florida	.267	30	8	3	7	.231	65	15	5	11
Houston	.500	8	4	0	2	.212	66	14	1	11
Los Angeles	.333	9	3	1	3	.162	37	6	3	6
Milwaukee	.222	18	4	1	4	.222	36	8	1	6
New York	-	-	-	-	-	.143	21	3	0	2
Philadelphia	.500	6	3	0	3	.317	82	26	3	15
Pittsburgh	.500	4	2	0	0	.296	27	8	2	4
St. Louis	-	-	-	-	-	.216	51	11	3	6
San Diego	-	-	-	-	-	.289	38	11	2	5
San Francisco	-	-	-	-	-	.244	41	10	2	2
Washington	.214	14	3	1	2	.185	124	23	6	14

## VS. AMERICAN LEAGUE

	2007					CAREER				
	AVG.	AB	H	HR	RBI	AVG.	AB	H	HR	RBI
Baltimore	-	-	-	-	-	.500	4	2	1	2
Boston	-	-	-	-	-	.250	4	1	0	0
Chicago	-	-	-	-	-	-	-	-	-	-
Cleveland	-	-	-	-	-	-	-	-	-	-
Detroit	.000	5	0	0	1	.000	5	0	0	1
Kansas City	-	-	-	-	-	.000	2	0	0	1
Los Angeles	-	-	-	-	-	.333	6	2	0	0
Minnesota	-	-	-	-	-	-	-	-	-	-
New York	.429	7	3	1	2	.286	28	8	1	6
Oakland	.500	2	1	0	0	.429	7	3	0	3
Seattle	-	-	-	-	-	.000	3	0	0	0
Tampa Bay	-	-	-	-	-	.200	5	1	0	0
Texas	-	-	-	-	-	.333	3	1	0	0
Toronto	-	-	-	-	-	.333	6	2	0	1
<b>OVERALL</b>	<b>.285</b>	<b>144</b>	<b>41</b>	<b>11</b>	<b>31</b>	<b>.234</b>	<b>945</b>	<b>221</b>	<b>41</b>	<b>137</b>
March	-	-	-	-	-	-	-	-	-	-
April	.240	25	6	3	8	.258	151	39	9	22
May	.200	20	4	0	2	.151	126	19	3	11
June	.318	22	7	1	4	.250	104	26	3	17
July	.410	39	16	3	9	.306	144	44	7	31
August	.160	25	4	2	4	.229	175	40	8	30
September	.308	13	4	2	4	.218	229	50	11	26
October	-	-	-	-	-	.188	16	3	0	0
Home	.293	58	17	3	7	.204	417	85	17	51
Road	.279	86	24	8	24	.258	528	136	24	86
Day	.243	103	25	7	18	.232	392	91	18	60
Night	.390	41	16	4	13	.235	553	130	23	77
Grass fields	.285	144	41	11	31	.237	856	203	38	128
Artificial turf	-	-	-	-	-	.202	89	18	3	9
Before All-Star	.295	78	23	5	17	.238	424	101	18	62
After All-Star	.273	66	18	6	14	.230	521	120	23	75
vs. Lefthanders	.276	29	8	2	5	.258	186	48	7	21
vs. Righthanders	.287	115	33	9	26	.228	759	173	34	116
Scoring Position	.250	48	12	3	20	.237	266	63	9	98
Bases Full	.167	6	1	0	2	.259	27	7	0	18
Pinch Hitter	.000	3	0	0	0	.246	61	15	3	8
Designated Hitter	-	-	-	-	-	.143	7	1	0	0

## RAMON'S CAREER NUMBERS IN EVERY BALLPARK

NATIONAL LEAGUE	AVG	AB	H	HR	RBI	AMERICAN LEAGUE	AVG	AB	H	HR	RBI
3Com Park	.167	6	1	1	1	Ballpark in Arlington	.333	3	1	0	0
Astrodome	.286	7	2	0	1	Comerica Park	.000	5	0	0	1
AT&T Park	.296	27	8	1	1	Fenway Park	.250	4	1	0	0
Busch Stadium	.000	4	0	0	0	Kauffman Stadium	.000	2	0	0	1
Busch Stadium (Old)	.267	30	8	2	4	McAfee Coliseum	.500	4	2	0	3
Chase Field	.270	37	10	0	9	Rogers Centre	.333	6	2	0	1
Cinergy Field	.059	17	1	0	1	Safeco Field	.000	3	0	0	0
Citizens Bank Park	.333	21	7	0	3	Tropicana Field	.000	4	0	0	0
Coors Field	.226	31	7	3	9	Yankee Stadium	.333	24	8	1	6
Dodger Stadium	.333	12	4	2	4						
Dolphin Stadium	.203	246	50	11	30						
Great American Ball Park	.100	10	1	0	0						
H.Bithorn Stadium, P.R.	.222	9	2	1	1						
Miller Park	.150	20	3	1	3						
Minute Maid Park	.286	35	10	1	8						
Olympic Stadium	.250	32	8	2	5						
PETCO Park	.444	9	4	1	2						
PNC Park	.333	9	3	1	2						
Qualcomm Stadium	.333	3	1	0	1						
RFK Stadium	.174	23	4	1	3						
Shea Stadium	.215	209	45	9	30						
Turner Field	.359	64	23	2	6						
Veterans Stadium	.214	14	3	0	0						
Wrigley Field	.133	15	2	1	1						

## CAREER FIELDING

POS	G	PO	A	E	PCT.	TC	DP	PB
C	349	1752	119	18	.990	1889	14	11

## CAREER TRANSACTIONS

- Selected by the Houston Astros in the first round (17th overall pick) in the June, 1994 Free Agent Draft.
- Acquired by the Florida Marlins in exchange for righthanded pitcher Jay Powell and catcher Scott Makarewicz on July 6, 1998.
- On the 15-Day Disabled List, May 17-June 8, 2002, with a strained muscle in his right elbow.
- On the 60-Day Disabled List, June 2, 2004-end of the season, with an injury to his right big toe.
- Signed by the New York Mets as a minor league free agent on December 23, 2004.
- On the 15-Day Disabled List, May 15-June 2, 2005, with a strained right quadriceps.
- On the 15-Day Disabled List, August 4 (retroactive to July 27)-September 27, 2006, with a sore left rib cage...While on the Disabled List, he suffered a Grade 1 strain and a torn medial meniscus of the left knee...Underwent surgery on August 23, 2006.
- On the 15-Day Disabled List, August 18 (retroactive to August 13)-September 15, 2007, with lower back arthritis.





**FULL NAME:** Mark Steven Kotsay  
**BATS:** Left **THROWS:** Left  
**HEIGHT:** 6-0 **WEIGHT:** 204  
**OPENING DAY AGE:** 33  
**BORN:** December 2, 1975 in Whittier, CA  
**RESIDES:** Rancho Santa Fe, CA  
**MAJOR LEAGUE SERVICE:** 11 years, 18 days  
**ACQUIRED:** From the Atlanta Braves in exchange for OF Luis Sumoza on August 27, 2008  
**SIGNED BY:** David Finley (Florida Marlins)  
**CONTRACT STATUS:** Signed through 2009

**11 MARK KOTSAY OF**

**CAREER HIGHLIGHTS**

**SUMMARY:** The 12-year major league veteran was acquired by the Red Sox from the Braves in a trade that sent minor league outfielder Luis Sumoza to Atlanta on August 27, 2008 and appeared in 22 games for Boston over the remainder of the season...Signed a free agent deal with the Red Sox on January 15, 2009.

**ARMED AND DANGEROUS:** Has recorded a total of 113 outfield assists since the start of the 1998 season, his first full major league campaign...In that span, only Vladimir Guerrero has more with 115...Led the majors in assists in 1998 (20) and 1999 (19)...Also leads all big league outfielders with 31 double plays since 1998...Owns 32 career double plays, tied with Brett Butler for the 5th-most by a lefthanded outfielder since World War II...Only Ken Griffey Jr. (43), Steve Finley (38), Kenny Lofton (35) and Fred Lynn (33) rank higher during that period.

**IN A PINCH:** Has a .393 (24-for-61) career batting average as a pinch hitter, tops among active players with 50 or more plate appearances in that role and 2nd in the majors since 1974 behind only Kevin Seitzer at .411 (23-for-56).

**POST-SEASON EXPERIENCE:** Has appeared in 17 career post-season games with the Red Sox and Athletics, combining to bat .229 (16-for-70) with one home run and 2 RBI...Hit .250 (10-for-40) in the 2008 playoffs, playing in 10 of Boston's 11 games including 9 starts at first base...Joined Detroit's Marv Owen (1935) and the Yankees' Elston Howard (1957) as the 3rd player in baseball history to make more appearances at first base during a postseason than during the regular season...Did not play in Game 1 of the Division Series but went 3-for-10 (.300) over the next 3 contests against the Angels...Started all 7 games of the ALCS against Tampa Bay, going 7-for-30 (.233)...Scored the tying run in Boston's 8-7 comeback victory in Game 5, going 2-for-5 in the contest...Stroked a 2-out double in the 8th and crossed the plate on a single by Coco Crisp to cap the historic 7-run comeback. Started all 7 of the A's playoff games in 2006 and was 6-for-30 (.200)...Hit an inside-the-park home run in ALDS Game 2 at Minnesota, the 2nd in Oakland post-season history...Went 3-for-4 in Game 2 of the ALCS against Detroit, including 2 doubles to tie the LCS record for a 9-inning game.

**2008 HIGHLIGHTS**

**SUMMARY:** Combined to hit .276 (111-for-402) with 45 runs, 111 hits, 25 doubles, 6 homers, 49 RBI and 32 walks between Boston and Atlanta, his highest marks in all of those categories since 2006...Hit .289 (92-for-318) with 6 home runs and 37 RBI in 88 games for the Braves...Drove in 12 runs without a long ball and hit .226 (19-for-84) in 22 contests for Boston.

**GLOVE WORK:** Made one error in 240 total chances, combining to make 103 appearances (80 starts) in center field, 19 (18 starts) in right and 6 (4 starts) at first base...Last miscue in the outfield came on July 30, 2007 vs. Detroit, a span of 106 games and 228 total chances...All 84 of his games (80 starts) in center came as a member of the Braves...Made 18 starts in right field for Boston and played 6 games (4 starts) at first base...Had not started at first base since September 2, 2006 with Oakland...Recorded 3 assists in 98 total games in the outfield, all with Atlanta, his lowest total since tallying 2 in 14 contests in 1997, his first season in the majors.

**HIT FOR THE CYCLE:** Hit for the cycle on August 14 vs. the Cubs, going 5-for-5 with 2 RBI and a run

**MAJOR LEAGUE OUTFIELD LEADERS (1998-2008)**

**ASSISTS**

No.	PLAYER
115	Vladimir Guerrero
<b>113</b>	<b>Mark Kotsay</b>
111	Bobby Abreu
101	Carlos Beltran
98	Geoff Jenkins

**DOUBLE PLAYS**

No.	PLAYER
<b>31</b>	<b>Mark Kotsay</b>
29	Vladimir Guerrero
28	Geoff Jenkins
26	Carlos Beltran
23	Jermaine Dye
23	Jose Guillen



scored...Became the 5th Braves player since 1900 and the 2nd in the Atlanta era to accomplish the feat, the first since Albert Hall on September 23, 1987...His double in the 7th inning was also his 1,500th career hit becoming the first player since Curt Flood (April 13, 1968) to have 5 hits in the same game in which he recorded his 1,500th hit.

**WITH ATLANTA:** Began the year with Atlanta after being traded from Oakland for righthanders Joey Devine and Jamie Richmond on January 14, returning to the N.L. for the first time since 2003 when he was with San Diego...Batted .310 (39-for-126) with 3 round trippers and 18 RBI in his first 34 games through May 12 with hits in 25 of those contests...Had a season-high 9-game hitting streak from April 27-May 8, going 15-for-36 (.417) with 2 homers and 10 RBI...Went deep in back-to-back games May 4-6 for the first time since July 9-10, 2005...On August 9 at Arizona, went 3-for-5 with a double and a run scored, the 700th of his career...Was on the DL from May 30-June 1 due to lower back problems...Batted .333 (6-for-18) in 5 rehab games at Double-A Mississippi.

**WITH BOSTON:** Debuted for the Red Sox with a start in right field on August 28 against the Yankees in New York...Doubled in his first at-bat and went 1-for-4 in the game...Had doubles in each of his first 3 games with Boston with 4 total in that span...Recorded his 300th career double on August 30 vs. the White Sox, going 3-for-5 with a pair of 2-sackers, 3 RBI and a run...Also posted his 600th and 601st career RBI in that game...Reached base safely in each of his first 6 games with Boston from August 28-September 3, going 8-for-24 (.333) in that span but hit .183 (11-for-60) in his final 16 contests...Snapped an 0-for-16 streak with a 4th-inning single on September 19 at Toronto...Made 2 starts in the leadoff spot for Boston on September 6-8, his first experience in that slot since 3 games with the Athletics from June 12-14, 2007.

**INSIDE THE NUMBERS:** Turned in his highest average of any month in May when he hit .304 (24-for-79) with 3 of his 6 home runs...Batted .310 (35-for-113) with runners in scoring position...Logged a .288 (80-for-278) average with 5 homers and 36 RBI against righthanders and a .250 (31-for-124) mark with one long ball and 13 RBI vs. southpaws...Was 68 points better during the day (.323) than he was at night (.255)...Hit .283 (60-for-212) over his final 57 games beginning July 8.

### 2007 HIGHLIGHTS

**INJURY BUG:** Began the year on the 15-day DL after microdiscectomy surgery on his lower back on March 8...Played 56 games before back problems returned in August and ended his season...Transferred to the 60-day DL on April 23...Sent to Triple-A Sacramento on a rehab assignment on May 21 and hit .270 in 10 games before being reinstated on June 1...Placed on the DL on August 17 (retroactive to August 15) with lower back spasms and missed the rest of the season.

**TO ERR IS HUMAN:** Committed his first error of the season on July 3 vs. Toronto, snapping a career-high 110-game errorless streak dating back to his last error on May 26, 2006...Was the 5th longest errorless streak by an outfielder in Oakland history.

**MORE 2007 HIGHLIGHTS:** Batted .214, the lowest average of his career outside of his first season when he hit .192 in 14 games with Florida in 1997...Added a .279 on-base percentage and .296 slugging percentage and both of those figures were also his lowest outside of 1997 (.250/.250)...Hit just .130 (6-for-46) against left-handed pitching compared to .238 (38-for-160) against righthanders...Batted .294 with runners in scoring position...Finished the season by hitting .184 with no home runs over his final 38 games...Had a season-high four hits on June 12 at Houston, his 18th career game of four or more hits...Hit the game-tying home run in the 9th inning that night against the Astros to snap a career-long 53-game homerless streak...Ended the year with a 45-game homerless streak...Recorded the 5,000th at-bat of his career on August 4 vs. the Angels.

### PREVIOUS CAREER HIGHLIGHTS

**2006:** Batted .275 with 7 home runs and 59 RBI in 129 games...Started 96 of the A's first 111 games through August 6 but back problems limited him to just 25 starts over the A's final 51 games...Made 119 of his 121 starts in the first 3 spots in the batting order, including 39 hitting leadoff, 53 batting 2nd and 27 batting 3rd...Started a team-high 116 games in center field but also made 4 starts at first base and one at DH...Led A's outfielders with 6 assists and posted a career-high .993 fielding percentage...Collected his 500th career RBI on May 18 vs. Seattle...Hit his 100th career homer on June 1 off Minnesota's Boof Bonser...Named AL Player of the Week for July 3-16, batting .354 (17-for-48) with 7 RBI in that span...Was the first such honor of his career...Had a career and A's season-high 16-game hitting streak from July 22-August 18 (22-for-65, .338).

**2005:** Hit .280 with 15 homers and a career-high 82 RBI in 139 games...Was 2nd on the A's in RBI, the most by an Oakland center fielder since Dave Henderson (83) in 1991...Ranked 2nd among A.L. center fielders in RBI and 3rd in homers...Led the A's with 49 multi-hit games...Averaged one strikeout every 12.3 plate appearances, the 3rd-best ratio in the A.L...Also 6th in the A.L. with a .346 average with runners in scoring position...Appeared in 94 of the A's 98 games through July 24 but played 45 of the A's final 64 games, primarily due to back problems...Made a team-high 137 starts in center

field with a .987 fielding percentage.

**2004:** Acquired by the A's during the off-season for Ramon Hernandez and Terrence Long and hit a career-high .314, 8th in the A.L....Was the 8th-best single-season mark in Oakland history...Also had career highs in at-bats (606), hits (190), doubles (37), total bases (278), on-base percentage (.370) and slugging (.459)...The 190 hits ranked 2nd in Oakland history and were the most by an A's lefty since Jerry Lumpe (193) in 1962...Grounded into 6 double plays in 606 at-bats, an average of 101.0 at bats per GDP, 5th in the A.L....Fanned once every 9.6 plate appearances, 9th in the A.L....Tied for the team lead with 11 assists, tied for 4th among A.L. outfielders...Tallied the 1,000th hit of his career on August 3 off Jon Lieber at Yankee Stadium.

**2003:** Battled through an injury-plagued season, hitting .266 with 7 homers and 38 RBI in 128 games...Tied for the San Diego team-high in doubles (28)...Placed on the 15-day disabled list on May 23 (retroactive to May 19) with a sprained lower back and missed 16 games...Returned to action as the Padres' center fielder on June 5...Ranked 3rd in the N.L. with 13 outfield assists.

**2002:** Set career highs in homers (17) and walks (59)...Led the Padres in games (153), at-bats (578), hits (169), singles (118) and steals (11)...Appeared in 147 games, 143 starts in the outfield...Tied for 6th in the N.L. with 11 outfield assists...Hit .352 in 36 games at leadoff...Hit his 3rd career grand slam August 4 off the Reds' Ryan Dempster.

**2001:** Acquired from Florida 5 days before Opening Day...Batted .291 with 10 homers and 58 RBI in 119 games in his first season with San Diego...Played 106 games, 98 starts, in center field...Appeared in 5 games in right field and made one start in left...Agreed to a 2-year contract extension through the 2003 season on May 9...Batted .313 with runners in scoring position and .356 with RISP and 2 outs, tied for 5th in the N.L....Tied a club mark with 4 walks on May 13 vs. Florida.

**2000:** Ranked 9th among N.L. outfielders with a .990 fielding percentage, committing just 3 errors...Tied for 2nd in the N.L. with 14 outfield assists...Stole a career-high 19 bases in 28 attempts...Stole home for the first time as part of a double steal July 4 vs. the Mets...Went 4-for-5 with 3 RBI on April 26 vs. San Francisco, slamming a 3-run homer in the bottom of the ninth off Robb Nen to tie the game, 7-7...Hit 2 leadoff home runs: April 22 vs. Philadelphia and May 2 at San Diego.

**1999:** Hit .271 with 8 homers and 50 RBI in 148 games for Florida...Set a Marlins record and tied for 5th in the N.L. with 9 triples...Led the majors in outfield assists (19) for the 2nd straight year...Ranked among N.L. leaders in sac flies (T2nd, 9) and plate appearances per strikeouts (10th, 10.7)...Played a total of 19 games, 12 starts, at first without an error...Hit a 10th-inning, game-ending homer on June 30 vs. the Mets...Belted his first career grand slam September 6 vs. Los Angeles.

**1998:** Played his first full season in the Major Leagues and appeared in a career-high 154 games...Selected to the *Baseball Digest* and Topps' All-Rookie teams...Named Marlins Rookie of the Year by the South Florida chapter of the BBWAA...Tied for the league lead with 20 outfield assists, most in Marlins history...Finished tied for 8th in the N.L. with 7 triples...Ranked 2nd among N.L. rookies in batting (.279), runs (72), steals (10) and hits (161)...Was 3rd among league rookies with 40 multi-hit games...Hit his first career home run on April 6 off Milwaukee's Paul Wagner.

**1997:** In his first full pro campaign, named the No. 1 prospect in the Eastern League by *Baseball America* and made his big league debut with the Marlins...Named an EL and Double-A All-Star with Portland...Led the league with 103 runs and ranked 10th in batting (.306)...Drew a walk in 8 straight plate appearances from April 26-27...Recalled by Florida July 11 and debuted that day vs. Philadelphia...Collected his first big league hit with a 4th-inning single off Curt Schilling in his 2nd at-bat...Returned to Portland on July 28 and hit .375 with 2 homers and 11 RBI in the EL postseason...Hit .313 with 3 homers and 20 RBI for Peoria of the Arizona Fall League.

**1996:** After playing for Team USA in the Atlanta Olympics, he made his professional debut by appearing in 17 games for Single-A Kane County...Hit .283 with two home runs and eight RBI.

## SINGLE-GAME HIGHS

————— HITS —————	
5	3 times, last August 14, 2008 vs. CHC
————— DOUBLES —————	
3	April 22, 1998 vs. COL
————— HOME RUNS —————	
2	3 times, last September 6, 2004 vs. BOS
————— RBI —————	
4	8 times, last September 6, 2006 vs. TEX
————— RUNS SCORED —————	
4	May 29, 2002 vs. COL
————— WALKS —————	
4	May 31, 2001 vs. FLA
————— STRIKEOUTS —————	
4	3 times, last September 14, 2003 at LAD
————— STOLEN BASES —————	
2	8 times, last June 10, 2006 at NYY
————— HITTING STREAK —————	
16	2 times, last July 22-August 18, 2006

**MARK KOTSAY, continued**

**PERSONAL**

He and his wife, Jamie, were married following the 2000 season...Has 2 daughters, Grace and Sienna, and one son Trey...They reside in Rancho Santa Fe, CA...Co-hosted the Chavez-Kotsay Bowling Bash in 2005 and 2006 which raised funds for the Boys and Girls Club of Oakland...Recipient of the 2006 Dave Stewart Community Service Award, which is given annually to an A's player for outstanding work in the community...Donates tickets to local charitable organizations each season...Was presented with the annual "Good Guy Award" by the Bay Area Chapter of the BBWAA in 2004...In 2002, received the Chairman's Award, presented annually by the Padres' Community Relations Department, to the player who best exemplifies the community spirit of John Moores and his family...Studied political science and starred as an outfielder and closer at Cal State-Fullerton, where he was named 1995 national Player of the Year after leading the Titans to the College World Series title...In addition to earning CWS Most Valuable Player honors and Collegiate Baseball's co-Player of the Year Award as a sophomore in 1995, won the Rotary Smith Award and was named First Team All-America by Baseball America...Was a member of the 1996 U.S. Olympic Baseball team and won the 1996 Golden Spikes Award, presented annually to the nation's top amateur player...As a U.S. Olympian in 1996, he hit .303 (10-for-33) with four doubles, three homers, six RBI and 10 runs in the Atlanta games...Honored as Big West Player of the Year in 1994 and 1995...Slammed 2 homers, drove in 5 runs and worked the final 1.2 innings on the mound to close out an 11-5 win over USC in the championship game of the College World Series in 1995...Saved Game 1 of the Series, a 6-5 win over Stanford...Was the first player to hit two CWS grand slams...Was 2-0 with 11 saves and a 0.31 ERA in 21 mound appearances in 1995...Graduated from Santa Fe (CA) High School...Was originally signed by David Finley (Marlins).

**KOTSAY**

**MARK KOTSAY'S CAREER RECORD**

YEAR	CLUB	AVG	G	AB	R	H	2B	3B	HR	RBI	SH	SF	HP	BB	SO	SB	CS	E
1996	Kane County	.283	17	60	16	17	5	0	2	8	0	1	1	16	8	3	0	0
1997	Portland	.306	114	438	103	134	27	2	20	77	0	3	0	75	65	17	5	2
	FLORIDA	.192	14	52	5	10	1	1	0	4	1	0	0	4	7	3	0	0
1998	FLORIDA	.279	154	578	72	161	25	7	11	68	7	3	1	34	61	10	5	6
1999	FLORIDA	.271	148	495	57	134	23	9	8	50	2	9	0	29	50	7	6	5
2000	FLORIDA	.298	152	530	87	158	31	5	12	57	2	4	0	42	46	19	9	3
2001	SAN DIEGO	.291	119	406	67	118	29	1	10	58	1	3	2	48	58	13	5	4
2002	SAN DIEGO	.292	153	578	82	169	27	7	17	61	2	4	3	59	89	11	9	4
2003	SAN DIEGO	.266	128	482	64	128	28	4	7	38	1	1	1	56	82	6	3	3
2004	OAKLAND	.314	148	606	78	190	37	3	15	63	5	5	2	55	70	8	5	6
2005	OAKLAND	.280	139	582	75	163	35	1	15	82	2	4	1	40	51	5	5	4
2006	OAKLAND	.275	129	502	57	138	29	3	7	59	4	6	2	44	55	6	3	4
2007	Sacramento	.270	10	37	2	10	1	0	0	2	0	0	0	7	1	2	0	0
	OAKLAND	.214	56	206	20	44	14	0	1	20	0	1	0	19	20	1	1	2
2008	Mississippi	.333	5	18	4	6	1	0	0	1	0	0	0	1	4	0	0	0
	ATLANTA	.289	88	318	39	92	17	3	6	37	1	1	0	25	34	2	3	0
	BOSTON	.226	22	84	6	19	8	1	0	12	0	0	0	7	11	0	1	1
Major League Totals		.281	1450	5419	709	1524	304	45	109	609	28	41	12	462	634	91	55	42
Minor League Totals		.302	146	553	125	167	34	2	22	88	0	4	1	99	78	22	5	2
Red Sox Totals		.226	22	84	6	19	8	1	0	12	0	0	0	7	11	0	1	1

- 1996 Selected by the Florida Marlins in the first round of the 1996 First-Year Player Draft
- 2001 Acquired by the San Diego Padres with OF Cesar Crespo for RHP Matt Clement, RHP Omar Ortiz and OF Eric Owens, March 28
- 2003 Acquired by the Oakland Athletics for C Ramon Hernandez and OF Terrence Long, November 26
- 2008 Acquired by the Atlanta Braves for RHP Joey Devine and RHP Jamie Richmond, January 14
- 2008 Acquired by the Boston Red Sox for OF Luis Sumoza, August 27

**DIVISION SERIES RECORD**

YEAR	CLUB, OPP.	AVG	G	AB	R	H	2B	3B	HR	RBI	SH	SF	HP	BB	SO	SB	CS	E
2006	OAK vs. DET	.250	4	16	3	4	2	0	0	0	0	0	0	2	3	0	0	0
2008	BOS vs. TB	.233	7	30	1	7	3	0	0	0	0	0	0	0	4	0	0	0
LCS Totals		.239	11	46	4	11	5	0	0	0	0	0	0	2	7	0	0	0

**LEAGUE CHAMPIONSHIP RECORD**

YEAR	CLUB, OPP.	AVG	G	AB	R	H	2B	3B	HR	RBI	SH	SF	HP	BB	SO	SB	CS	E
2006	OAK vs. MIN	.143	3	14	2	2	0	0	1	2	0	0	0	0	2	0	0	0
2008	BOS vs. LAA	.300	3	10	1	3	0	0	0	0	0	0	0	0	1	0	0	0
Division Series Totals		.208	6	24	3	5	0	0	1	2	0	0	0	0	3	0	0	0

**ADDITIONAL BATTING STATISTICS**

YEAR	CLUB	OBP	SLG	OPS	TB	GDP
1997	FLORIDA	.250	.250	.500	13	1
1998	FLORIDA	.318	.403	.721	233	17
1999	FLORIDA	.306	.402	.708	199	11
2000	FLORIDA	.347	.443	.791	235	17
2001	SAN DIEGO	.366	.441	.807	179	11
2002	SAN DIEGO	.359	.452	.810	261	10
2003	SAN DIEGO	.343	.384	.726	185	8
2004	OAKLAND	.370	.459	.829	278	6
2005	OAKLAND	.325	.421	.746	245	13
2006	OAKLAND	.332	.386	.719	194	18
2007	OAKLAND	.279	.296	.575	61	4
2008	ATLANTA	.340	.418	.758	133	13
	BOSTON	.286	.345	.631	29	1
Major League Totals		.337	.414	.751	2245	130

**CAREER FIELDING RECORD**

YEAR	CLUB	POS	PCT.	G	GS	PO	A	E	TC	DP
1997	FLORIDA	OF	1.000	14	12	31	2	0	33	1
1998	FLORIDA	1B	1.000	3	0	3	1	0	4	0
		OF	.984	145	136	347	20	6	373	2
1999	FLORIDA	1B	1.000	19	12	104	8	0	112	9
		OF	.981	129	108	245	19	5	269	5
2000	FLORIDA	1B	1.000	2	0	1	0	0	1	0
		OF	.990	142	121	288	14	3	305	3
2001	S. DIEGO	OF	.986	111	99	277	4	4	285	1
2002	S. DIEGO	OF	.989	147	143	349	11	4	364	3
2003	S. DIEGO	OF	.991	126	120	324	13	3	340	4
2004	OAKLAND	OF	.984	145	140	347	11	6	364	4
2005	OAKLAND	OF	.987	137	137	299	7	4	310	3
2006	OAKLAND	1B	.933	4	4	28	0	2	30	6
		OF	.993	127	116	281	6	2	289	2
2007	OAKLAND	OF	.986	56	53	141	5	2	148	3
2008	ATLANTA	OF	1.000	84	80	173	3	0	176	1
	BOSTON	1B	.974	6	4	35	3	1	39	7
		OF	1.000	19	18	32	0	0	32	0
Career Totals		OF	.988	1382	1283	3134	115	39	3288	32
		1B	.984	34	20	171	12	3	186	22

**POST-SEASON GAMES AT FIRST BASE**

In 2008, Mark Kotsay made more post-season appearances at first base than he did during the regular season...He is just the 3rd player in major league history to accomplish the feat at that position.

YEAR	PLAYER, CLUB	REGULAR SEASON GAMES AT 1B	POST-SEASON GAMES AT 1B
1935	Marv Owen, DET	0	4
1957	Elston Howard, NYY	2	3
2008	Mark Kotsay, BOS	6	9

NOTE: In 1992, Joe Carter played 4 games at first base during both the regular and post seasons for Toronto.

MARK KOTSAY, *continued*

2008					CAREER					CAREER IN CURRENT M.L. BALLPARKS						
AVG	AB	H	HR	RBI	AVG	AB	H	HR	RBI	AVG	AB	H	HR	RBI		
.276	399	110	6	49	TOTALS	.281	5416	1523	109	609						
.375	8	3	0	3	vs. BAL	.239	134	32	1	9	Camden Yards	.247	85	21	0	2
--	--	--	--	--	vs. BOS	.359	170	61	3	29	Fenway Park	.340	144	49	0	24
.333	12	4	0	4	vs. CWS	.275	131	36	3	15	U.S. Cellular Field	.328	58	19	2	7
.250	12	3	0	3	vs. CLE	.383	115	44	2	17	Progressive Field	.410	78	32	2	11
--	--	--	--	--	vs. DET	.229	96	22	3	11	Comerica Park	.196	46	9	2	8
--	--	--	--	--	vs. KC	.258	93	24	1	11	Kauffman Stadium	.260	50	13	0	9
--	--	--	--	--	vs. LAA	.243	214	52	1	14	Angel Stadium	.261	111	29	1	8
--	--	--	--	--	vs. MIN	.224	107	24	2	13	Metrodome	.217	46	10	0	8
.333	9	3	0	0	vs. NYY	.275	153	42	1	10	Yankee Stadium	.247	97	24	1	3
.300	10	3	0	1	vs. OAK	.368	19	7	1	3	McAfee Coliseum	.284	893	254	14	98
--	--	--	--	--	vs. SEA	.313	288	90	5	37	Safeco Field	.271	144	39	5	19
.158	19	3	0	0	vs. TB	.300	180	54	4	25	Tropicana Field	.320	103	33	3	13
.100	10	1	0	2	vs. TEX	.271	255	69	8	33	Rangers Ballpark	.266	128	34	4	18
.143	14	2	0	0	vs. TOR	.253	146	37	2	9	Rogers Centre	.259	54	14	2	5
.333	21	7	1	1	vs. ARI	.243	235	57	2	15	Chase Field	.261	119	31	2	13
--	--	--	--	--	vs. ATL	.289	197	57	3	23	Turner Field	.299	271	81	6	34
.667	9	6	1	3	vs. CHC	.283	173	49	6	20	Wrigley Field	.274	73	20	3	8
.417	12	5	1	4	vs. CIN	.289	173	50	7	27	Great American	.000	1	0	0	0
.222	9	2	1	2	vs. COL	.296	277	82	11	45	Coors Field	.312	170	53	9	34
.227	22	5	0	1	vs. FLA	.225	71	16	0	4	Dolphin Stadium	.269	861	232	15	90
.111	9	1	0	1	vs. HOU	.333	177	59	3	17	Minute Maid Park	.373	75	28	3	11
.400	20	8	0	2	vs. LAD	.253	292	74	7	27	Dodger Stadium	.237	135	32	2	11
.250	8	2	0	1	vs. MIL	.351	134	47	6	25	Miller Park	.417	24	10	1	4
.256	39	10	1	4	vs. NYM	.275	229	63	5	21	Shea Stadium	.255	98	25	1	6
.250	32	8	0	2	vs. PHI	.257	249	64	5	26	Citizens Bank Park	.333	24	8	0	2
.320	25	8	0	3	vs. PIT	.296	162	48	0	19	PNC Park	.303	33	10	0	5
.238	21	5	0	2	vs. STL	.270	185	50	5	22	Busch Stadium	.143	7	1	0	0
.348	23	8	1	4	vs. SD	.237	139	33	3	10	PETCO Park	.182	22	4	0	1
.227	22	5	0	3	vs. SF	.276	366	101	3	37	AT&T Park	.247	162	40	1	14
.250	36	9	0	3	vs. WAS	.309	259	80	6	35	Nationals Park	.261	23	6	0	2
.279	208	58	4	23	Before Break	.280	3027	849	57	330						
.273	194	53	2	26	After Break	.282	2392	675	52	279						
.286	91	26	1	8	March/April	.274	832	228	13	84						
.304	79	24	3	13	May	.283	915	259	16	92						
-	0	0	0	0	June	.281	926	260	22	112						
.280	82	23	0	8	July	.278	1059	294	18	127						
.293	82	24	2	12	August	.271	910	247	23	103						
.206	68	14	0	8	Sept./Oct.	.304	777	236	17	91						
.200	5	1	0	0	as PH	.393	61	24	3	12						
---	0	0	0	0	as DH	.333	12	4	0	0						
.288	278	80	5	36	vs. RHP	.282	4042	1140	85	445						
.250	124	31	1	13	vs. LHP	.279	1377	384	24	164						
.310	113	35	0	38	RISP	.272	1233	335	20	452						
.200	10	2	0	3	Bases Loaded	.292	130	38	3	98						
.294	221	65	4	32	Home	.284	2642	751	48	285						
.254	181	46	2	17	Road	.278	2777	773	61	324						
.323	127	41	1	20	Day	.297	1680	499	38	217						
.255	275	70	5	29	Night	.274	3739	1025	71	392						
.281	388	109	6	49	Grass	.281	4869	1368	97	537						
.143	14	2	0	0	Turf	.284	550	156	12	72						
Leadoff Home Runs (8)																
Last: June 6, 2006 at CLE																
off Jake Westbrook																
Grand Slams (3)																
Last: August 4, 2002 vs. CIN																
off Ryan Dempster																
Pinch-Hit Home Runs (3)																
Last: August 9, 2002 at CIN																
off Scott Sullivan																
Extra-Inning Home Runs (3)																
Last: June 2, 2004 vs. CWS																
off Jon Adkins																
Game-Ending Home Runs (2)																
Last: June 2, 2004 vs. CWS																
off Jon Adkins																
Multi-Home Run Games (3)																
Last: September 6, 2004 vs. BOS																

KOTSAY

# PLAYERS



## JAKE PEAVY

### RIGHT-HANDED PITCHER

# 44

**BATS/THROWS:** R/R

**OPENING DAY AGE:** 27

**BORN:** May 31, 1981 in Mobile, AL

**RESIDENCE:** Semmes, AL

**ACQUIRED:** Signed as a 15th-round selection in the 1999 First-Year Player Draft

**CONTRACT STATUS:** Signed through 2012 (club option for 2013)

**HEIGHT/WEIGHT:** 6-1/193

**SERVICE TIME:** 6.101

### CAREER

- ◆ In 2007, he became the fourth Padres pitcher in club history to win the National League Cy Young Award, joining Randy Jones (1976), Gaylord Perry (1978) and Mark Davis (1989)...he is the only San Diego hurler to win the award unanimously.
- ◆ Was selected to the National League All-Star team in 2005 and 2007...received the most votes among all NL starting pitchers in 2007 and named the starter by Manager Tony La Russa...became the third San Diego pitcher to start the All-Star Game, joining Randy Jones (1976) and LaMarr Hoyt (1985).
- ◆ Is the Padres all-time leader with 1,256 strikeouts and 27 games with double-digit strikeouts...3.25 career ERA (455 ER/1261.0 IP) is tops among San Diego hurlers with at least 1,000 innings pitched...also ranks among club all-time leaders in wins (3rd, 86), starts (4th, 199) and innings pitched (4th, 1261.0 IP).
- ◆ Since making his Major League debut in 2002, leads all NL hurlers with 1,256 career strikeouts...fifth in the NL during that span with a 3.25 ERA...since the beginning of the 2004 season, ranks second among active hurlers with a 2.95 ERA (317 ER/968.2 IP) and 1,010 strikeouts (Johan Santana, 2.82 ERA and 1,189 strikeouts).
- ◆ Led the Majors with 240 strikeouts in 2007 and ranked second (first in the NL) with 216 in 2005.
- ◆ Won the Major League ERA title in both 2004 (2.27) and 2007 (2.54).
- ◆ Named Padres Pitcher of the Year by the San Diego Chapter of the BBWAA on four occasions: 2004, '05, '07, '08.

**2008: Made a club-high 27 starts and led the staff with 10 wins, 11 losses, 173.2 innings pitched, 166 strikeouts, 59 walks and 19 quality starts (6.0 or more IP/3 or fewer ER)...named Padres Pitcher of the Year by the San Diego Chapter of the BBWAA.**

- ◆ Led the Majors with a 1.74 home ERA (19 ER/98.0 IP) and 1.44 day mark (8 ER/50.0 IP).
- ◆ Ranked among NL leaders in ERA (3rd, 2.85), opponents batting average against (4th, .229), average vs. right-handed batters (2nd, .194) and strikeouts per 9.0 innings (4th, 8.6).
- ◆ Had the fourth-lowest run support average in the NL (3.63) and second-lowest at home (2.66).
- ◆ Limited hitters to a .186 average (50-for-269) with runners on, .187 (23-for-123) with runners on with two outs, .184 (25-for-136) with runners in scoring position and .197 (14-for-71) with RISP with two outs.
- ◆ Went 5-5 to go with his ML-best 1.74 ERA in 14 starts at home...99 strikeouts compared to 24 walks...held opponents to .205 clip (71-for-346)...13 of 14 starts at PETCO Park qualified as quality starts...yielded five runs over 8.0 frames 9/12 vs. SF, snapping a streak of 19 consecutive quality starts at home dating back to 8/2/07...allowed two or fewer runs in 11 home outings, including no runs on five occasions...the Friars were 7-7 in his starts at PETCO Park.
- ◆ Tallied three, double-digit strikeout games, including a season-high 13 Ks 8/31 vs. COL...compiled 11 on 4/17 vs. COL and 10 on 7/27 at PIT.
- ◆ With the bat, hit .265 (13-for-49) with two doubles, two RBI, four runs, three walks, five sacrifice hits and one sac fly...hit safely in seven of 15 games at home, batting .296 (8-for-27) at PETCO Park.

## FRIAR FACTS

- ◆ He is active in the community in both the San Diego area and his hometown in Alabama...was the Padres recipient of the 2007 Roberto Clemente award as well as one of 30 Major League Club nominees for the national award, which is given annually to the player who combines outstanding skills on the baseball field with devoted work in the community.
- ◆ Named the 2006 winner of the Padres Chairman's Award, presented annually to the player that best personifies the philanthropic spirit of Chairman John Moores and his family.
- ◆ He hosts children from STAR/PAL and other organizations serving disadvantaged inner-city kids to a Padres game as part of his charity ticket program...for many groups, he provides food vouchers for the kids to purchase a hot dog and beverage...he also supports the STAR/PAL "Superheroes for Youth Celebrity Luncheon."
- ◆ Since 2003, he has been an active participant at military events in the San Diego community and has made appearances at local military bases to sign autographs for military personnel...he makes an annual donation of \$10,000 to Giants pitcher Barry Zito's Strikeout for Troops Foundation in support of injured service men and women.
- ◆ He has been actively involved in Team Focus since 2004...the goal of Team Focus is to provide fatherless young men, ages 10-17, with leadership skills, guidance, spiritual values, academic assistance and a continual relationship with a mentor...he has hosted and mentored at leadership camps in Mobile and San Diego.
- ◆ Since 2003, he has participated in Rady Children's Hospital's "Celebration of Champions" event, benefiting their pediatric cancer care unit...additionally, he makes visits to children's hospitals with the team.
- ◆ He donates annually to the Padres Scholars program...the program provides scholarships to middle school students, giving an incentive for them to stay in school, graduate from high school and attend a four-year college or university.
- ◆ In 2002, he was the only Southern Leaguer with his face on a soft-drink can...his photo and signature graced Pepsi and Mountain Dew cans in the Mobile area.
- ◆ He plays the guitar and has played live with former Padre (and SF third base coach) Tim Lincecum and his band...he also performed on stage with country singer Pat Green during a concert at PETCO Park in 2008.

PEAVY

## 2007 AWARDS AND ACCOLADES

- National League Cy Young Award
- Padres Pitcher of the Year
- National League Pitcher of the Month – May, August and September
- National League All-Star
- Marvin Miller Man of the Year Award finalist
- Players Choice Award for Outstanding National League Pitcher
- *Sporting News* National League All-Star
- San Diego Padres Roberto Clemente Award recipient; national Roberto Clemente Award finalist
- Wilbur "Bullet" Rogan Legacy Award presented by the Negro Leagues Baseball Museum (NLBM), National League Pitcher of the Year
- United States Sports Academy Alabama Athlete of the Year
- Internet Baseball Awards presented by Baseball Prospectus, National League Cy Young

- ◆ Made his third consecutive Opening Day start...tossed 7.0 shutout frames in a 4-0 win over the Astros, marking the second straight year he combined with teammates Cla Meredith and Heath Bell on an Opening Day shutout...also went 1-for-1 with a walk, sacrifice fly and two RBI at the plate...became the first Major League pitcher to throw 7.0 or more shutout innings and get two or more RBI on Opening Day since the Braves Rick Mahler vs. the Phillies in 1987 (Elias)...improved to 3-0 with a 0.45 ERA (1 ER/20.0 IP) on Opening Day.
- ◆ Started the season 3-0 for the second straight year, not losing until his sixth start (4/27 vs. ARI).
- ◆ Recorded his sixth career complete game 4/5 vs. LAD...yielded one run on two hits and one walk while compiling eight strikeouts.
- ◆ Did not receive a decision in a 2-1, 22-inning loss to the Rockies 4/17, tossing 8.0 scoreless frames and leaving for a pinch-hitter in a 0-0 tie.
- ◆ Placed on the 15-day disabled list 5/20 (retroactive to 5/15) with a strained right elbow...reinstated 6/12.
- ◆ Earned the win 6/12 vs. LAD, improving to 12-1 vs. the Dodgers...became only the second pitcher to start his career at least 12-1 against the Dodgers, joining Dwight Gooden (14-1, 1984-91) (Elias)...improved to 13-1 vs. LA and 4-0 in 2008 with the win 9/25 at Dodger Stadium...current 11-game win streak (since 9/22/04) vs. LA is the longest among active hurlers.
- ◆ Recorded quality starts in 13 of his last 18 outings, 6/12-9/25.
- ◆ First career start at Yankee Stadium in the ballpark's final season, losing 6/18.
- ◆ 3-1 with a 2.12 ERA (8 ER/34.0 IP) in five July starts...tossed 15.0 scoreless frames over three starts 7/5-17 (1st inning).
- ◆ Missed his scheduled start 9/19 at WSH to fly home to be with wife Katie for the birth of their third son Judson (Jud) Lee Peavy that night.

**2007: The unanimous selection for the National League Cy Young Award, he led the Majors with a 2.54 ERA (63 ER/223.1 IP) and 240 strikeouts, recording a National League-best 19 wins in 34 starts... according to Elias, he is only the second pitcher in the last 22 years to lead the NL in wins, ERA and strikeouts in the same season, joining Randy Johnson (2002).**

- ◆ Also led the NL with a 2.57 road ERA (28 ER/98.0 IP) and finished among league leaders in starts (T-2nd), strikeouts per 9.0 innings (1st, 9.7), opponents batting average against (2nd, .208), winning percentage (2nd, .760, 19-6), day ERA (2nd, 2.27), night ERA (2nd, 2.66), home ERA (T-3rd, 2.51) and innings pitched (4th).
- ◆ Tied for the Major League lead (Dan Haren) with 28 quality starts.
- ◆ Led the Majors with a .909 (10-1) winning percentage on the road...his loss on 9/5 at Chase Field in Arizona marked his first on the road since 9/8/06 at SF...12-1 with a 2.66 ERA (34 ER/115.0 IP) in 18 road outings, 9/13/06-10/1/07.

## 2007 MAJOR LEAGUE LEADERS

ERA	STRIKEOUTS
1. <b>JAKE PEAVY, SD . . . . . 2.54</b>	1. <b>JAKE PEAVY, SD . . . . . 240</b>
2. Brandon Webb, ARI . . . . . 3.01	2. Scott Kazmir, TB . . . . . 239
3. John Lackey, LAA . . . . . 3.01	3. Johan Santana, MIN . . . . . 235
4. Brad Penny, LAD . . . . . 3.03	4. Erik Bedard, BAL . . . . . 221
5. Fausto Carmona, CLE . . . . . 3.06	5. Aaron Harang, CIN . . . . . 218

WINS	OPPONENTS BATTING AVG.
1. Josh Beckett, BOS . . . . . .20	1. Chris Young, SD . . . . . .192
T-2. Fausto Carmona, CLE . . . . .19	2. <b>JAKE PEAVY, SD . . . . . .208</b>
T-2. John Lackey, LAA . . . . . .19	3. Erik Bedard, BAL . . . . . .212
<b>T-2. JAKE PEAVY, SD* . . . . . .19</b>	4. A.J. Burnett, TOR . . . . . .214
T-2. C.C. Sabathia, CLE . . . . . .19	5. Johan Santana, MIN . . . . . .225
T-2. Chien-Ming Wang, NYY . . . . .19	

\*National League leader

- ◆ Finished the year with a Major League-best nine contests with 10 or more strikeouts.
- ◆ Established career highs in wins, starts, innings and strikeouts, while six losses tied career low (also 2004).
- ◆ Named Padres Pitcher of the Year by the San Diego Chapter of the BBWAA.
- ◆ Named NL Pitcher of the Month for May, August and September...yielded three earned runs in May, posting a ML-best 0.79 ERA (3 ER/34.0 IP) in five starts with 39 strikeouts and seven walks...finished May 4-0 while SD was 5-0 in his starts... set a career high for wins in a month in August, going 5-0 with a 1.36 ERA (6 ER/39.2 IP), 53 strikeouts, 14 walks and a .157 opponents batting average... marked just the 14th time that a Padres pitcher has won five or more games in a month, equaling Andy Benes' 1991 mark (also 5-0) for wins in August...went 4-1 with a 3.20 ERA (14 ER/39.1 IP) over six starts in September.

# PLAYERS

- ◆ Equaled his own club record with 16 strikeouts on 4/25 at ARI, but did not get a decision in a 3-2 loss...struck out a club-record nine consecutive batters from the second inning through the fourth, falling one short of Tom Seaver's Major League record (4/22/70 vs. SD)...previous club record for consecutive strikeouts in a game was six, shared by four pitchers...his 16 strikeouts over 7.0 frames also tied the modern Major League record for strikeouts in a game by a pitcher who worked no more than 7.0 innings (he also fanned 16 in 7.0 innings on 5/22/06 vs. ATL)...according to Elias, the only other pitcher with 16 Ks in an outing of 7.0 innings or fewer was Randy Johnson, who did it three times during the 2001 season...additionally, he passed Andy Benes for first on the franchise list with 16 career games with 10 or more strikeouts.
- ◆ According to Elias, his 84.0 homerless-innings streak was the second-longest in the Majors in 2007 (86.1, Saul Rivera, WSH), not allowing a home run from 4/19 vs. ARI (Chris Young, 5th inning) until 6/30 vs. LA (NL) (Nomar Garciaparra, 5th inning)...marked the seventh-longest streak by a Padres pitcher in franchise history and the longest since Gary Lucas threw 96.0 homerless frames, 4/12/81 (10th inning)-4/21/82 (8th inning)...the franchise record for consecutive homerless innings pitched is 132.0 by Dave Roberts in 1971 (4/30-7/20, 8th inning).
- ◆ Selected by vote of National League players to his second All-Star Game...became the third Padres pitcher to start the All-Star Game, joining Randy Jones (1976) and LaMarr Hoyt (1985)...pitched 1.0 inning and faced four batters, allowing one hit on 7/10 at San Francisco's AT&T Park.
- ◆ Notched a career-high, seven-game win streak 7/27-9/1, posting a 1.17 ERA (7 ER/53.2 IP) with 70 strikeouts compared to 17 walks over eight starts during that span...SD was 7-1 in those eight games...streak snapped on 9/5 at ARI, working on three days rest for the third time in his career.
- ◆ Tallied his 1,000th career strikeout in the fourth inning against the D-backs on 8/2 at PETCO Park.
- ◆ Became the Padres all-time strikeout leader with his 1,037th career K in the first inning on 8/27 vs. ARI (Orlando Hudson).

**2006: Posted his fourth consecutive 10-win season, winning 11 contests and pacing the Padres in starts (32), innings pitched (202.1), strikeouts (215) and complete games (2).**

- ◆ Finished first in the NL, averaging 9.6 strikeouts per 9.0 innings and second with 215 strikeouts...also ranked among NL leaders in opponents batting average against (7th, .242).
- ◆ Tallied five games with at least 10 strikeouts, bring his career total to 15 and tying the all-time franchise record set by Andy Benes (1989-1995).
- ◆ Established a new franchise record with a career-high 16 strikeouts 5/22 vs. ATL...tied for the most in the Majors in 2006 (also Jason Schmidt, SF)...became just the second pitcher in Major League history to strike out 16 or more batters in 7.0 or fewer innings (Randy Johnson)... took the loss in that game after allowing two runs on three hits over 7.0 innings.

## CAREER 10+ STRIKEOUT GAMES

DATE	OPPONENT	STRIKEOUTS
April 3, 2003	vs. Los Angeles (NL)	11
August 31, 2003	at Houston	10
September 22, 2004	vs. Los Angeles	11
October 1, 2004	at Arizona	11
April 7, 2005	vs. Pittsburgh	10
May 20, 2005	at Seattle	10
June 14, 2005	at Detroit	10
June 20, 2005	vs. Los Angeles (NL)	13
July 27, 2005	vs. St. Louis	10
August 7, 2005	at Washington	10
May 11, 2006	vs. Milwaukee	13
May 22, 2006	vs. Atlanta	16*
June 11, 2006	vs. Florida	10
September 2, 2006	vs. Cincinnati	14
September 23, 2006	vs. Pittsburgh	11
April 25, 2007	at Arizona	16*
April 30, 2007	vs. Washington	10
May 6, 2007	at Florida	10
May 11, 2007	vs. St. Louis	10
August 2, 2007	vs. Arizona	10
August 17, 2007	vs. Houston	11
August 22, 2007	at New York (NL)	11
August 27, 2007	vs. Arizona	11
September 16, 2007	vs. San Francisco	10
April 17, 2008	vs. Colorado	11
July 27, 2008	at Pittsburgh	10
August 31, 2008	vs. Colorado	13

\*Padres club record

- ◆ Tagged with the loss 6/17 at LA (AL) despite going the 8.0-inning distance in his first complete game of the year.
- ◆ Earned the win with 7.0 innings of two-run ball 7/26 at LA (NL), snapping a career-worst five-decision losing streak...went 2-for-3 with a double, home run and four RBI at the plate...the long ball was his second of the year, making him the first SD pitcher since Adam Eaton (2003) to knock two home runs in a season.
- ◆ Tossed his second complete game of the season, a 9.0-inning, two-hit performance 9/2 vs. CIN...marked the first complete game with at least 14 strikeouts and two or fewer hits since Wade Miller on 5/30/03 at CHI (NL) (with HOU)...also marked first complete game of that kind in Padres history (Elias).
- ◆ Started Game 1 of the Division Series against the Cardinals, picking up the loss after allowing five runs over 5.1 innings of work.

**2005: Led the National League with 216 strikeouts...became the second Padres hurler to accomplish the feat and first over a complete season (Andy Benes, 189, shortened 1994 campaign)...the 216 strikeouts marked the third-highest, single-season total in franchise history (currently 4th)... became the third SD pitcher to reach the 200-strikeout plateau, joining Kevin Brown (257 in 1998) and Clay Kirby (231 in 1971).**



## PADRES ALL-TIME LEADERS

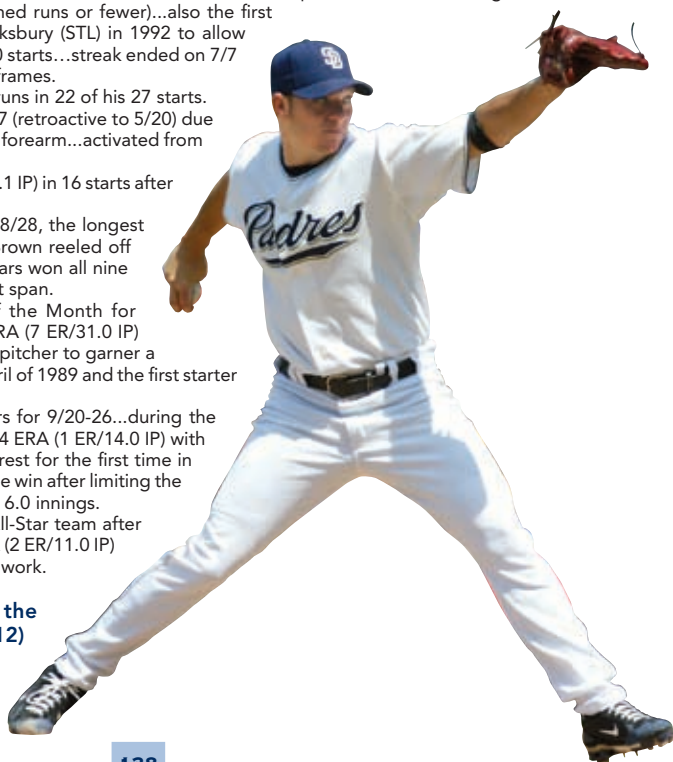
STRIKEOUTS	10+ STRIKEOUT GAMES
1. JAKE PEAVY . . . 1,256	1. JAKE PEAVY . . . . 27
2. Andy Benes . . . . 1,036	2. Andy Benes . . . . . 15
3. Trevor Hoffman. . 1,029	3. Clay Kirby . . . . . 12
4. Eric Show . . . . . 951	4. Kevin Brown. . . . . 9
5. Andy Ashby . . . . . 829	5. Scott Sanders . . . . 8

- ◆ Paced the Friars staff with 13 wins and 203.0 innings pitched...named Padres Pitcher of the Year by the San Diego Chapter of the BBWAA
- ◆ Posted a 2.88 ERA (65 ER/203.0 IP), finishing sixth among NL leaders...became the third Padres starter to record consecutive seasons with a sub-3.00 ERA (min. 25 starts) and first since Ed Whitson from 1989-90...Randy Jones also accomplished the feat with SD during the 1975-76 campaigns.
- ◆ In his first 10 starts, went 5-0 with a 2.00 ERA (16 ER/72.0 IP), 4/7-5/26.
- ◆ Tossed the first three complete games (all shutouts) of his career (5/26 at ARI, 8/7 at WSH and 8/23 vs. HOU)...marked the first Padres pitcher since 1999 (Andy Ashby) to record three or more shutouts in a season and the 14th overall...his shutout at WSH was the first at RFK Stadium since 9/6/71 (Mickey Lolich, DET).
- ◆ Appeared in his first All-Star Game 7/13 at Comerica Park (DET)...tossed 0.2 inning with one strikeout...at 24 became the third-youngest SD player (Roberto Alomar, 22; Gary Sheffield, 23; Tony Gwynn, 24) to be selected... also the first SD starting pitcher since Andy Ashby in 1999 on the All-Star squad.
- ◆ Named National League Player of the Week for 8/1-7...went 2-0 with a 1.69 ERA (3 ER/16.0 IP) and 19 strikeouts in leading the Padres to wins over the Pirates on 8/2 and Nationals on 8/7...marked his second career weekly award.
- ◆ Suffered the loss in Game 1 of the Division Series on 10/4 at STL, yielding eight runs on eight hits over 4.1 innings before leaving the game with discomfort in his right side...an MRI performed at Barnes Jewish Hospital in St. Louis revealed fractures in his right eighth and ninth ribs.

**2004:** Posted a Major League-best 2.27 ERA (42 ER/166.1 IP)...became the first Padres pitcher to pace the Majors in ERA and second to top the NL, joining former Cy Young winner Randy Jones (2.24 in 1975)...also the youngest (23 years old) pitcher to win an ERA title since Dwight Gooden (21 years old) in 1985.

- ◆ Earned his first Padres Pitcher of the Year Award from the San Diego Chapter of the BBWAA.
- ◆ Posted a .714 winning percentage (15-6), the fifth-best mark in club history (currently sixth)...15 victories tied for 11th among franchise, single-season leaders (currently T-12th).
- ◆ Established a franchise record by allowing two earned runs or less in each of his first 10 starts of the season (previous mark was held by Al Santorini (1969) and Joe McIntosh (1975) who both opened a season with eight consecutive starts in which they allowed two earned runs or fewer)...also the first Major League pitcher since Bob Tewksbury (STL) in 1992 to allow two or fewer runs in each of his first 10 starts...streak ended on 7/7 vs. HOU, allowing four runs over 4.0 frames.
- ◆ Held the opposition to two or fewer runs in 22 of his 27 starts.
- ◆ Placed on the 15-day disabled list 5/27 (retroactive to 5/20) due to a strained flexor tendon in his right forearm...activated from the DL on 7/2.
- ◆ Went 10-3 with a 2.18 ERA (25 ER/103.1 IP) in 16 starts after the All-Star Break.
- ◆ Won six straight decisions from 7/16-8/28, the longest stretch by a SD pitcher since Kevin Brown reeled off 11 straight wins, 5/26-8/5/98...the Friars won all nine games in which he started during that span.
- ◆ Named National League Pitcher of the Month for August after going 4-0 with a 2.03 ERA (7 ER/31.0 IP) in five starts...marked the first Padres pitcher to garner a monthly award since Mark Davis in April of 1989 and the first starter since Andy Hawkins in May of 1985.
- ◆ Earned NL Player of the Week honors for 9/20-26...during the seven-day period, went 2-0 with a 0.64 ERA (1 ER/14.0 IP) with 18 strikeouts...started on three days rest for the first time in his career 9/26 vs. ARI and recorded the win after limiting the D-backs to one run on three hits over 6.0 innings.
- ◆ Traveled to Japan as part of a MLB All-Star team after the season...went 2-0 with a 1.64 ERA (2 ER/11.0 IP) and struck out nine in 11.0 innings of work.

**2003:** In his first full season in the Majors, led the Padres in wins (12) and strikeouts (156).



# PLAYERS

- ◆ Went at least 6.0 innings in 23 of his 32 starts...10-4 in those starts with a 2.95 ERA (50 ER/152.2 IP).
- ◆ Allowed two earned runs or less in 14 starting assignments, including one or fewer 10 times.
- ◆ The Friars scored three runs or fewer in 15 of his starts.
- ◆ Was 3-0 with a 2.00 ERA (6 ER/27.0 IP) in four Interleague starts...went 2-0 and tossed 14.2 scoreless frames in two starts against SEA.
- ◆ Won four consecutive starts 6/12-28...posted a 1.67 ERA (5 ER/27.0 IP) with 12 strikeouts during that span.
- ◆ Tossed 9.0 shutout innings vs. CIN on 8/8, receiving a no-decision in an eventual 1-0 Padres win in the 12th inning...scattered five hits, walked one batter and fanned six, throwing only 105 pitches.

## **2002: Made his Major League debut in June after starting the season with Double-A Mobile.**

- ◆ Contract purchased by the Padres on 6/21...finished fourth on the Big League club with six victories.
- ◆ Allowed two earned runs or fewer in 10 of his 17 starts, but earned the win only five times in those outings.
- ◆ At the plate, led San Diego pitchers in doubles (3) and ranked second in hits (7).
- ◆ Made his Major League debut against the Yankees on 6/22 at Qualcomm Stadium in front of the largest crowd in baseball in 2002 (60,021)...limited the Yankees to one run on three hits in 6.0 innings but suffered a tough-luck, 1-0 loss...lone run allowed came on Jason Giambi's RBI double in the first inning.
- ◆ Snapped a three-game losing streak and picked up his first career victory 7/16 vs. COL...tossed 7.0 innings of one-run, five-hit ball en route to a 5-1 win.
- ◆ In his 8/13 start at NY (NL), fell just two outs shy of his first career complete game...finished with 8.1 innings and three hits at the plate to defeat the Mets 7-2.
- ◆ With Mobile, was selected to play in the All-Star Futures Game on 7/7 at Miller Park, but did not pitch because of his promotion.

## **2001: Combined to go 9-6 with a 2.97 ERA (44 ER/133.1 IP) in 24 starts for Single-A Lake Elsinore and Double-A Mobile...led the entire Padres organization, including the Major Leagueers, and ranked fifth in all of minor league baseball with 188 strikeouts between the two stops.**

- ◆ Ranked fifth in ERA among Padres farmhands...walked only 45 for a 4.2/1 strikeout-to-walk ratio.
- ◆ Went 7-5 with a 3.08 ERA (36 ER/105.1 IP) in 19 starts for Lake Elsinore...named the No. 5 prospect in the California League by *Baseball America*...would have ranked fifth in the league in ERA but finished 6.2 innings shy of qualifying...led the Cal League in strikeouts per start (12.3) and batting average against among starters (.200).
- ◆ Gave up three runs or fewer in 16 of his 19 Single-A starts, two or fewer in 12.
- ◆ Struck out 10 or more in four of five June starts.
- ◆ Earned his promotion to Double-A in August...got the win in his Mobile debut 8/8 at Orlando...struck out 11 in each of his final three Southern League starts.
- ◆ After a stint with Mobile in August, returned to Lake Elsinore for the playoffs and earned the win, allowing one run on five hits in 6.0 innings in his lone postseason start vs. High Desert, as the Storm earned a share of the league title.
- ◆ Named to *SportsTicker's* Southern League All-Teen Team.

## **2000: Named San Diego's Co-Minor League Pitcher of the Year, leading the Padres organization with 13 wins while ranking second with a 2.90 ERA (43 ER/133.2 IP) and 164 strikeouts for Single-A Fort Wayne...tabbed by *Baseball America* as the Padres No. 11 prospect entering the season.**

- ◆ Ranked among Midwest League leaders in strikeouts (T-1st), wins (T-3rd), opponents average against (5th among starters, .214) and ERA (8th).
- ◆ Made just one start, 4/9 at West Michigan before landing on the disabled list 4/10-28 with viral meningitis.
- ◆ Struck out a season-high 13 batters over 7.0 shutout frames in a 4-0 win 6/5 vs. Michigan.
- ◆ Fanned 11 batters in just 5.0 innings 8/11 vs. West Michigan.

## **1999: Earned Arizona Rookie League All-Star honors in his professional debut.**

- ◆ Received *Howe Sportsdata's* "Star of Stars" Award for overall statistical performance in the Arizona League...shared league All-Star honors for right-handed starters with COL farmhand Ryan Kibler.
- ◆ Led ARL hurlers in ERA (1.34), strikeouts (90) and wins (7)...ranked fifth in innings (73.2).
- ◆ Named Arizona Rookie League Player of the Week for 8/16-22...tossed 7.0 shutout innings in a 7-0 victory 8/15 against the Mariners...allowed just three hits and two walks while striking out 11.
- ◆ Promoted to Rookie-level Idaho Falls 8/23 and threw 11.0 shutout innings over two starts.

## PERSONAL

Jacob Edward Peavy...married to Katie...the couple has three sons: Jacob Edward II (6/20/01), Wyatt (5/24/04) and Jud (9/19/08)...graduated from St. Paul's Episcopal (AL) High School and posted a 44-1 record in four seasons...was set to pitch at Auburn University before signing with the Padres out of high school...originally signed by Padres scout Mark Wasinger.

# PLAYERS

## JAKE PEAVY'S CAREER PITCHING RECORD

YR	CLUB	W-L	ERA	G	GS	CG	SHO	SV	IP	H	R	ER	HR	HB	BB	SO	WP	BK
1999	Peoria	7-1	1.34	13	11	1	0	0	73.2	52	16	11	4	3	23	90	5	3
	Idaho Falls	2-0	0.00	2	2	0	0	0	11.0	5	0	0	0	0	1	13	0	3
2000	Fort Wayne	13-8	2.90	26	25	0	0	0	133.2	107	61	43	6	9	53	164	8	2
2001	Lake Elsinore	7-5	3.08	19	19	0	0	0	105.1	76	41	36	6	6	33	144	5	0
	Mobile	2-1	2.57	5	5	0	0	0	28.0	19	8	3	3	12	44	1	0	
2002	Mobile	4-5	2.80	14	14	0	0	0	80.1	65	26	25	4	5	30	89	1	1
	SAN DIEGO	6-7	4.52	17	17	0	0	0	97.2	106	54	49	11	3	33	90	4	1
2003	SAN DIEGO	12-11	4.11	32	32	0	0	0	194.2	173	94	89	33	6	82	156	2	0
2004	Mobile	0-1	5.79	1	1	0	0	0	4.2	7	4	3	1	0	2	4	0	0
	SAN DIEGO	15-6	2.27	27	27	0	0	0	166.1	146	49	42	13	11	53	173	1	1
2005	SAN DIEGO	13-7	2.88	30	30	3	3	0	203.0	162	70	65	18	7	50	216	3	1
2006	SAN DIEGO	11-14	4.09	32	32	2	0	0	202.1	187	93	92	23	6	62	215	4	0
2007	SAN DIEGO	19-6	2.54	34	34	0	0	0	223.1	169	67	63	13	6	68	240	4	0
2008	SAN DIEGO	10-11	2.85	27	27	1	0	0	173.2	146	57	55	17	5	59	166	6	0
	Major League Totals	86-62	3.25	199	199	6	3	0	1261.0	1089	484	455	128	44	407	1256	24	3
	Minor League Totals	35-21	2.60	80	77	1	0	0	436.2	331	156	126	24	26	154	548	20	9
	National League Totals	86-62	3.25	199	199	6	3	0	1261.0	1089	484	455	128	44	407	1256	24	3
	San Diego Totals	86-62	3.25	199	199	6	3	0	1261.0	1089	484	455	128	44	407	1256	24	3

## CAREER BATTING RECORD

YR	CLUB	AVG	G	AB	R	H	2B	3B	HR	RBI	SH	SF	HP	BB	SO	SB	CS	OBP	SLG	E
2002	SAN DIEGO	.212	17	33	4	7	3	0	0	2	2	0	0	0	13	0	1	.212	.303	0
2003	SAN DIEGO	.073	32	55	4	4	0	0	0	1	8	0	2	3	21	0	0	.150	.073	3
2004	SAN DIEGO	.169	27	59	5	10	1	0	0	3	5	0	0	4	17	0	0	.222	.186	1
2005	SAN DIEGO	.189	30	53	5	10	1	0	0	2	5	0	1	4	16	0	0	.259	.208	1
2006	SAN DIEGO	.167	32	60	6	10	3	0	2	9	8	0	0	1	19	0	0	.180	.317	2
2007	SAN DIEGO	.233	37	73	8	17	4	1	0	7	8	1	0	2	14	0	0	.250	.315	0
2008	SAN DIEGO	.265	29	49	4	13	2	0	0	2	5	1	0	3	12	0	1	.302	.306	2
	Major League Totals	.186	204	382	36	71	14	1	2	26	41	2	3	17	112	0	2	.225	.243	9
	National League Totals	.186	204	382	36	71	14	1	2	26	41	2	3	17	112	0	2	.225	.243	9

## CAREER FIELDING

POSITION	PCT.	G	PO	A	E	TC	DP
Pitcher	.967	199	102	159	9	270	13

## DIVISION SERIES RECORD

YR	CLUB	W-L	ERA	G	GS	CG	SHO	SV	IP	H	R	ER	HR	HB	BB	SO	WP	BK
2005	SD vs. STL	0-1	16.62	1	1	0	0	0	4.1	8	8	8	2	0	3	3	1	0
2006	SD vs. STL	0-1	8.44	1	1	0	0	0	5.1	11	5	5	1	0	1	2	0	0
	Division Series Totals	0-2	12.10	2	2	0	0	0	9.2	19	13	13	3	0	4	5	1	0

## ALL-STAR GAME RECORD

YR	CLUB, SITE	W-L	ERA	G	GS	CG	SHO	SV	IP	H	R	ER	HR	HB	BB	SO	WP	BK
2005	NL at Detroit	0-0	0.00	1	0	0	0	0	0.2	1	0	0	0	0	0	1	0	0
2007	NL at SF	0-0	0.00	1	1	0	0	0	1.0	1	0	0	0	0	0	0	0	0
	All-Star Game Totals	0-0	0.00	2	1	0	0	0	1.2	2	0	0	0	0	0	1	0	0

## WORLD BASEBALL CLASSIC RECORD

YR	CLUB	W-L	ERA	G	GS	CG	SHO	SV	IP	H	R	ER	HR	HB	BB	SO	WP	BK
2006	USA	0-0	3.38	2	2	0	0	0	8.0	6	3	3	1	0	1	6	0	0

## CAREER TRANSACTIONS

1999.....Signed by the San Diego Padres as a 15th-round selection in the First-Year Player Draft.  
 2004.....Placed on Disabled List (strained flexor tendon, right forearm), May 20-July 2.  
 2008.....Placed on Disabled List (strained right elbow), May 15-June 12.

## SINGLE-GAME HIGHS

INNINGS PITCHED .....9.0, 6 times, last April 5, 2008 vs. Los Angeles (NL)  
 LOW-HIT COMPLETE GAME.....2, 3 times, last April 5, 2008 vs. Los Angeles (NL)  
 STRIKEOUTS .....16, twice, last April 25, 2007 at Arizona  
 MOST HITS ALLOWED .....11, 3 times, last September 12, 2008 vs. San Francisco  
 MOST RUNS ALLOWED .....9, July 26, 2002 at Arizona  
 MOST WALKS ALLOWED .....6, July 21, 2003 vs. St. Louis  
 MOST HOME RUNS ALLOWED .....4, twice, last July 17, 2008 at St. Louis  
 CAREER WINNING STREAK.....8, September 22, 2004-May 26, 2005  
 CAREER 10-STRIKEOUT GAMES.....27, last August 31, 2008 vs. Colorado (13 strikeouts)  
 CAREER HOME RUNS HIT (2).....July 5, 2006 at Philadelphia off Scott Mathieson  
 July 26, 2006 at Los Angeles (NL) off Brad Penny

# PLAYERS

2008					CAREER					CAREER BY BALLPARK						
W-L-SV	ERA	G	IP	ER		W-L-SV	ERA	G	IP	ER	BALLPARK	W-L-SV	ERA	G	IP	ER
10-11-0	2.85	27	173.2	55	TOTAL	86-62-0	3.25	1991	1261.0	455						
1-2-0	3.24	4	25.0	9	ARI	11-11-0	4.80	26	153.2	82	Chase Field	4-7-0	5.78	13	71.2	46
1-0-0	0.00	1	7.0	0	ATL	2-4-0	3.97	7	45.1	20	Turner Field	0-2-0	4.38	2	12.1	6
0-1-0	9.00	1	4.0	4	CHI	2-1-0	2.91	6	34.0	11	Wrigley Field	1-1-0	3.68	4	22.0	9
0-0-0	4.50	1	6.0	3	CIN	5-0-0	2.31	9	62.1	16	Great American	3-0-0	3.16	5	31.1	11
0-2-0	1.93	4	28.0	6	COL	4-6-0	3.81	17	111.0	47	Coors Field	3-4-0	4.59	8	51.0	26
1-0-0	3.18	1	5.2	2	FLA	4-4-0	3.16	8	51.1	18	Dolphin Stadium	2-2-0	2.13	4	25.1	6
1-0-0	2.77	2	13.0	4	HOU	7-4-0	2.31	14	89.2	23	Minute Maid Park	4-2-0	3.38	7	42.2	16
4-0-0	2.42	4	26.0	7	LA	13-1-0	2.32	22	143.1	37	Dodger Stadium	6-1-0	3.46	11	65.0	25
1-1-0	1.29	2	14.0	2	MIL	3-3-0	2.48	9	54.1	15	Miller Park	0-3-0	3.43	4	21.0	8
					NYM	4-2-0	3.32	9	57.0	21	Shea Stadium	3-1-0	4.65	5	31.0	16
					PHI	2-2-0	3.21	5	33.2	12	Citizens Bank Park	0-0-0	3.86	1	7.0	3
1-0-0	1.29	1	7.0	1	PIT	5-1-0	1.85	7	48.2	10	PNC Park	3-0-0	2.25	3	20.0	5
0-1-0	5.14	1	7.0	4	STL	3-3-0	3.20	8	50.2	18	Busch Stadium	1-1-0	2.77	2	13.0	4
					SD						PETCO Park	34-23-0	2.66	82	541.2	160
0-2-0	3.60	2	15.0	6	SF	11-8-0	3.31	23	149.2	55	AT&T Park	8-4-0	3.67	12	76.0	31
					WSH	2-4-0	4.18	9	56.0	26	Nationals Park					
					BAL	1-0-0	4.50	1	6.0	3	Camden Yards					
					BOS	0-1-0	5.40	1	5.0	3	Fenway Park					
					CWS						U.S. Cellular Field					
					CLE	1-1-0	5.91	2	10.2	7	Progressive Field	1-0-0	4.76	1	5.2	3
					DET	0-1-0	4.50	1	6.0	3	Comerica Park	0-1-0	4.50	1	6.0	3
					KC	1-1-0	5.40	2	8.1	5	Kauffman Stadium	0-1-0	12.00	1	3.0	4
					LAA	0-1-0	3.38	1	8.0	3	Angel Stadium	0-1-0	3.38	1	8.0	3
0-0-0	1.50	1	6.0	1	MIN	0-0-0	2.84	2	12.2	4	Metrodome					
0-1-0	6.75	1	4.0	3	NYN	0-2-0	3.60	2	10.0	4	Yankee Stadium	0-1-0	6.75	1	4.0	3
					OAK	0-0-0	4.50	1	6.0	3	McAfee Coliseum					
0-1-0	4.50	1	6.0	3	SEA	4-1-0	1.99	6	40.2	9	Safeco Field	2-0-0	0.00	2	15.0	0
					TB	1-0-0	0.00	1	7.0	0	Tropicana Field	1-0-0	0.00	1	7.0	0
					TEX						Rangers Ballpark					
					TOR						Rogers Centre					
7-5-0	2.47	15	94.2	26	PRE ASG	40-32-0	3.29	100	627.0	229	Busch Stadium II	0-1-0	1.50	1	6.0	1
3-6-0	3.30	12	79.0	29	POST ASG	46-30-0	3.21	99	634.0	226	Olympic Stadium	1-2-0	7.88	3	16.0	14
3-1-0	2.09	6	43.0	10	MAR/APR	14-7-0	2.73	32	207.2	63	Qualcomm Stadium	7-4-0	3.23	21	136.1	49
1-2-0	5.17	3	15.2	9	MAY	14-8-0	2.96	30	191.2	63	RFK Stadium	1-0-0	1.69	2	16.0	3
1-2-0	2.86	4	22.0	7	JUNE	9-11-0	3.90	27	163.2	71	Veterans Stadium	1-0-0	0.00	1	7.0	0
3-1-0	2.12	5	34.0	8	JULY	11-14-0	4.62	32	194.2	100						
1-3-0	2.77	6	39.0	12	AUGUST	21-12-0	2.61	41	265.2	77						
1-2-0	4.05	3	20.0	9	SEPT/OCT	17-10-0	3.07	37	237.2	81						
10-11-0	2.85	27	173.2	55	START	86-62-0	3.25	1991	1261.0	455						
					RELIEF											
5-5-0	1.74	14	98.0	19	HOME	41-27-0	2.77	103	678.0	209						
5-6-0	4.28	13	75.2	36	ROAD	45-35-0	3.80	96	583.0	246						
4-2-0	1.44	7	50.0	8	DAY	27-20-0	3.70	58	357.2	147						
6-9-0	3.42	20	123.2	47	NIGHT	59-42-0	3.07	141	903.1	308						
10-11-0	2.85	27	173.2	55	GRASS	83-60-0	3.22	1941	1231.0	441						
					TURF	3-2-0	4.20	5	30.0	14						

PEAVY



# TONY PENA

Right-handed Pitcher

56



**HEIGHT, WEIGHT:**  
6-2, 219

**BATS/THROWS:**  
Right/Right

**BORN:**  
January 9, 1982  
Santo Domingo, DR

**OPENING DAY AGE:**  
27

**RESIDENCE:**  
Santo Domingo, DR

**ML SERVICE:**  
2 years, 76 days

**SIGNED THROUGH:**  
2009

## CAREER HIGHLIGHTS

Pena has recorded 55 career holds for the D-backs, second only to Brandon Lyon's 62 in team history...his 53 holds over the past 2 seasons ranks third in the Majors...prior to the 2007 season, he was tabbed as the organization's ninth-best prospect, bolstering the best fastball, according to *Baseball America*.

### 2008

- ◆ His 23 holds led the team and tied for fourth in the National League...has recorded 55 career holds with the D-backs, second only to Brandon Lyon's 62 in team history...recorded 5 consecutive holds for the second time in his career from April 21-30...also accomplished the feat May 20-June 3, 2007.
- ◆ Among NL relievers with 60.0 more innings pitched, his 17 walks were the seventh fewest and his 2 stolen bases allowed tied for the 10th fewest.
- ◆ From May 2-June 30, went 1-1 with a save and 8 holds while recording a 2.10 ERA (6 ER in 25.2 IP) over 25 games, holding opponents to a .213 average (20-for-94).
- ◆ Earned his first save of the season on May 16 vs. Detroit...converted 3 of 8 save opportunities to give him 6 saves in 14 chances during his career.
- ◆ Strung together an 11.0-inning scoreless streak from Aug. 13-Sept. 7 while recording a save and 4 holds with 3 walks and 13 strikeouts over 11 games...during that stretch, held hitters hitless and allowed only a walk during a 17-at-bat span in 6 games from Aug. 13-23.

### 2007

- ◆ Broke camp with the Major League club for the first time in his career.
- ◆ Pitched 12.0 scoreless innings of relief from June 5-28, the longest streak of the season by a D-backs reliever.
- ◆ Was 1-0 with a 0.57 ERA (1 ER in 15.2 IP) during 14 games in June.
- ◆ Held right-handed batters to a .176 average...overall, he held opponents to a .207 average, ranking 16th in the National League.
- ◆ Picked up his first Major League hit on May 25 against Houston, a RBI single to right field.
- ◆ Inherited a team-high 38 base runners, allowing 10 of them to score.

**2007 POSTSEASON HIGHLIGHTS:** Tossed 2.0 innings in 2 games of the NLDS vs. Chicago, allowing 2 hits...saw action in 3 games in the NLCS against Colorado, tossing 3.1 innings, allowing 1 hit and striking out 7

### 2006

- ◆ While with Arizona, limited right-handed batters to a team-low .179 average (10-for-56) while lefties batted .382 off him (26-for-68).
- ◆ Combined minor league totals were 5-1 with 13 saves and a 1.35 ERA (7 ER in 46.2 IP) over 41 appearances while limiting foes to a .205 average (35-for-171) with 38 strikeouts, 7 walks and 1 home run.
- ◆ Called up from Tucson (AAA) on July 18 and made his Major League debut that evening vs. the Dodgers, allowing a run on 2 hits over 1.2 innings.
- ◆ Earned victories in 3 straight outings from July 25-30, joining Brandon Webb (4 wins in 4 starts from June 28-July 13, 2003) as the only rookie pitchers in team history to win as many as 3 consecutive appearances...first 2 of those wins were 2.0 innings in length and came in extra innings, 6-5 in 11 innings at Philadelphia on July 25 and 8-7 in 11 innings at Houston on July 28.
- ◆ Recorded his first big league save on Aug. 19 in San Diego.

## 2005

- ◆ Was stellar in July, going 4-1 with a 3.27 ERA, including 4 straight wins from July 8-27...included was a complete game shutout on July 21 at West Tennessee, allowing only 2 hits while fanning 5.
- ◆ Recorded a season-high 7 strikeouts on May 16 and again on July 16.
- ◆ Hit a solo home run on July 27 at Jacksonville.

## 2004

- ◆ Worked 8.0 innings in a 15-2 triumph at Arkansas on May 12, which would be his final start of the year as an investigation of birth records revealed that he was playing under the identity of his nephew, Adriano Rosario...according to the documents, he was more than 3 years older than previously assumed.
- ◆ During the investigation, he returned to his homeland where he worked out at the organization's facility in Boca Chica and appeared in 3 games, going 1-0 with a 0.64 ERA with 17 strikeouts and no walks in 14.0 frames.

## 2003

- ◆ Enjoyed a solid season in South Bend (A) as his 2.86 ERA ranked 14th in the Midwest League.
- ◆ Selected but did not pitch in the Midwest League All-Star Game on June 17.

## 2002

- ◆ With Boca Chica, he ranked second in starts (10), innings pitched (57.0), strikeouts (57), and complete games (1) while posting a 2.05 ERA, good for third among pitchers with at least 10 appearances.
- ◆ Finished fifth on the team with a .193 opponents average (41-for-212) and fanned 57 batters while walking only 7.

## PERSONAL

- ◆ Ramon Antonio (Tony) Peña.

## CAREER TRANSACTIONS

June 13, 2002

Signed by the Arizona Diamondbacks as a non-drafted free agent.

April 8-29, 2005

Disabled list (right elbow inflammation).

## PENA'S CAREER RECORD

YEAR	CLUB	W-L	ERA	G	GS	CGSHO	SV	IP	H	R	ER	HR	HB	BB	SO	WP	BK	
2002	Boca Chica	3-1	2.05	10	10	1	1	0	57.0	41	16	13	0	1	7	57	13	0
	Missoula	1-2	6.30	4	4	0	0	0	20.0	26	15	14	0	3	3	14	4	1
2003	South Bend	9-5	2.86	27	27	0	0	0	160.1	149	59	51	4	7	30	119	8	4
2004	El Paso	3-3	5.44	7	7	0	0	0	43.0	47	27	26	4	1	5	36	0	0
	Boca Chica	1-0	0.64	3	1	0	0	2	14.0	11	2	1	0	1	0	17	1	0
2005	Tennessee	7-13#	4.43	25	25	2	1	0	148.1	165	86	73	17	10	40	95	5	0
2006	Tennessee	2-0	0.89	17	0	0	0	6	20.1	18	2	2	0	1	5	17	1	0
	Tucson	3-1	1.71	24	0	0	0	7	26.1	17	6	5	1	2	2	21	1	0
	<b>ARIZONA</b>	3-4	5.58	25	0	0	0	1	30.2	36	21	19	6	0	8	21	1	0
2007	<b>ARIZONA</b>	5-4	3.27	75	0	0	0	2	85.1	63	36	31	8	5	31	63	3	1
2008	<b>ARIZONA</b>	3-2	4.33	72	0	0	0	3	72.2	80	38	35	5	3	17	52	4	0
Minor League Totals		13-14	3.49	69	26	2	1	15	209.0	211	96	81	18	14	47	150	8	0
Major League Totals		11-10	4.05	172	0	0	0	6	188.2	179	95	85	19	8	56	136	8	1

#Tied for league lead

### DIVISION SERIES RECORD

YEAR	CLUB	W-L	ERA	G	GS	CGSHO	SV	IP	H	R	ER	HR	HB	BB	SO	WP	BK	
2007	<b>ARZ</b> vs. COL	0-0	0.00	2	0	0	0	0	2.0	2	0	0	0	0	0	0	0	0
Totals		0-0	0.00	2	0	0	0	0	2.0	2	0	0	0	0	0	0	0	0

### LEAGUE CHAMPIONSHIP SERIES RECORD

YEAR	CLUB	W-L	ERA	G	GS	CGSHO	SV	IP	H	R	ER	HR	HB	BB	SO	WP	BK	
2007	<b>ARZ</b> vs. COL	0-0	0.00	3	0	0	0	0	3.1	1	0	0	0	0	0	7	0	0
Totals		0-0	0.00	3	0	0	0	0	3.1	1	0	0	0	0	0	7	0	0

## PENA'S SINGLE-GAME BESTS

### STRIKEOUTS

4 ..... 8/15/06 @ COL  
 3 ..... 4x (last: 7/28/07 vs. ATL)

### INNINGS PITCHED

3.0 ..... 9/16/06 vs. COL  
 2.0 ..... 18x (last: 9/13/08 vs. CIN)

### WINNING STREAKS

3 ..... April 18-June 29, 2007  
 3 ..... July 25-30, 2006

## PENA'S STATISTICAL BREAKDOWN

	2008						CAREER					
	W-L	SV	ERA	G	IP	ER	W-L	SV	ERA	G	IP	ER
Arizona	-	-	-	-	-	-	-	-	-	-	-	-
Atlanta	0-0	0	12.27	3	3.2	5	0-0	0	6.75	5	6.2	5
Chicago	0-1	0	10.13	2	2.2	3	0-1	0	3.52	7	7.2	3
Cincinnati	0-1	0	2.25	3	4.0	1	0-2	0	2.08	7	8.2	2
Colorado	1-0	0	9.00	6	6.0	6	1-2	0	2.82	17	22.1	7
Florida	0-0	0	2.25	4	4.0	1	1-0	0	4.82	9	9.1	5
Houston	0-0	0	0.00	2	2.0	0	2-1	0	3.48	9	10.1	4
Los Angeles	0-0	0	0.00	8	8.1	0	0-1	0	1.71	16	21.0	4
Milwaukee	0-0	0	3.00	3	3.0	1	1-0	0	3.86	6	7.0	3
New York	0-0	0	0.00	4	4.0	0	0-0	0	0.00	6	5.1	0
Philadelphia	0-0	0	4.50	2	2.0	1	1-0	1	2.35	6	7.2	2
Pittsburgh	0-0	0	3.00	3	3.0	1	0-0	0	9.00	8	8.0	8
St. Louis	0-0	0	6.75	4	4.0	3	0-0	0	4.66	9	9.2	5
San Diego	0-0	1	1.86	10	9.2	2	2-0	2	3.80	23	21.1	9
San Francisco	1-0	1	6.23	9	8.2	6	2-2	2	7.52	21	20.1	17
Washington	0-0	0	11.57	3	2.1	3	0-1	0	9.72	8	8.1	9
Baltimore	-	-	-	-	-	-	0-0	0	0.00	4	4.0	0
Boston	0-0	0	6.75	2	1.1	1	0-0	0	3.00	4	3.0	1
Chicago	-	-	-	-	-	-	-	-	-	-	-	-
Cleveland	-	-	-	-	-	-	-	-	-	-	-	-
Detroit	0-0	1	0.00	1	1.0	0	0-0	1	0.00	1	1.0	0
Kansas City	0-0	0	0.00	1	1.0	0	0-0	0	0.00	1	1.0	0
Los Angeles	-	-	-	-	-	-	-	-	-	-	-	-
Minnesota	-	-	-	-	-	-	-	-	-	-	-	-
New York	-	-	-	-	-	-	0-0	0	0.00	1	0.2	0
Oakland	1-0	0	4.50	2	2.0	1	1-0	0	4.50	2	2.0	1
Seattle	-	-	-	-	-	-	-	-	-	-	-	-
Tampa Bay	-	-	-	-	-	-	0-0	0	0.00	2	3.1	0
Texas	-	-	-	-	-	-	-	-	-	-	-	-
Toronto	-	-	-	-	-	-	-	-	-	-	-	-
March	0-0	0	0.00	1	1.0	0	0-0	0	0.00	1	1.0	0
April	0-0	0	5.56	12	11.1	7	2-1	0	3.51	24	25.2	10
May	0-1	1	2.19	11	12.1	3	0-1	2	3.04	22	26.2	9
June	1-0	0	2.03	14	13.1	3	2-0	0	1.24	28	29.0	4
July	0-0	0	6.00	12	12.0	8	5-1	0	2.89	30	37.1	12
August	0-0	1	4.76	12	11.1	6	0-4	2	6.27	37	37.1	26
September	2-1	1	6.35	10	11.1	8	2-3	2	7.04	29	30.2	24
October	-	-	-	-	-	-	0-0	0	0.00	1	1.0	0
Home	2-1	3	4.38	39	39.0	19	4-6	4	4.26	93	101.1	48
Road	1-1	0	4.28	33	33.2	16	7-4	2	3.81	79	87.1	37
Day	1-1	0	5.48	19	21.1	13	2-1	1	3.93	48	52.2	23
Night	2-1	3	3.86	53	51.1	22	9-9	5	4.10	125	136.0	62
Grass	3-2	3	4.33	72	72.2	35	11-10	6	4.05	172	188.2	85
Artificial Turf	-	-	-	-	-	-	-	-	-	-	-	-
Pre-ASG	1-1	1	3.95	44	43.1	19	4-3	2	3.00	85	93.0	31
Post-ASG	2-1	2	4.91	28	29.1	16	7-7	4	5.08	87	95.1	54
Starter	-	-	-	-	-	-	-	-	-	-	-	-
Relief	3-2	3	4.33	72	72.2	35	11-10	6	4.05	172	188.2	85

## BY BALLPARK

	American League					
	W-L	SV	ERA	G	IP	ER
Camden Yards	0-0	0	0.00	2	2.0	0
Fenway Park	0-0	0	6.75	2	1.1	1
Yankee Stadium	0-0	0	0.00	1	0.2	0
	National League					
	W-L	SV	ERA	G	IP	ER
AT&T Park	1-1	1	10.29	7	7.0	8
Busch Stadium	0-0	0	7.71	4	4.2	4
Chase Field	4-6	4	4.26	93	101.1	48
Citizens Bank Park	1-0	0	3.86	3	4.2	2
Coors Field	1-1	0	1.69	8	10.2	2
Dodger Stadium	0-0	0	1.08	6	8.1	1
Dolphin Stadium	0-0	0	5.40	5	5.0	3
Great American	0-1	0	1.93	4	4.2	1
Miller Park	1-0	0	0.00	3	4.0	0
Minute Maid Park	2-0	0	0.00	4	5.0	0
Nationals Park	0-0	0	20.25	2	1.1	3
PETCO Park	1-0	1	1.04	10	8.2	1
PNC Park	0-0	0	10.13	6	5.1	6
RFK Stadium	0-0	0	9.00	2	3.0	3
Shea Stadium	0-0	0	0.00	3	2.1	0
Turner Field	0-0	0	0.00	2	3.0	0
Wrigley Field	0-1	0	3.18	5	5.2	2


## FIELDING

YEAR	POS	G	PO	A	E	FPC
2006	P	25	2	6	0	1.000
2007	P	75	4	8	1	.923
2008	P	72	7	10	0	1.000
<b>CAREER</b>		<b>172</b>	<b>13</b>	<b>24</b>	<b>1</b>	<b>.974</b>

## HITTING TOTALS

YEAR	AVG	AB	H	HR	RBI
2006	.000	2	0	0	0
2007	.250	4	1	0	1
<b>CAREER</b>	<b>.167</b>	<b>6</b>	<b>1</b>	<b>0</b>	<b>1</b>

**Given Name:** Scott Eric Podsednik  
**Position:** Outfielder  
**Bats:** Left **Throws:** Left  
**Height:** 6-2 **Weight:** 190  
**Opening Day Age:** 33  
**Born:** March 18, 1976, West, Texas  
**Resides:** Dallas, Texas  
**First Pro Contract:** Texas Rangers, selected in the third round, June 1994 First-Year Player Draft.  
**Sox Acquisition:** Signed as a free agent, April 14, 2009.  
**Major League Service:** Five years, 50 days.  
**Contract Status:** Signed through 2009.



■ **2008:** Hit .253 (41-162) with one home run and 15 RBI in 93 games with Colorado ... received a non-roster invite to Spring Training with the Rockies and made their Opening Day roster ... made 23 starts and received the majority of his playing time in center field (45 games, 21 starts) ... also appeared in left field (10 games, two starts) and right (one game) ... logged just 234.1 innings in the field, his lowest total since 2002 ... ranked 10th in the majors with 57 plate appearances as a pinch-hitter, the 12th-highest total ever by a Colorado player and most since Mark Sweeney in 2004 (82) ... hit .180 (9-50) with five RBI and six walks as a pinch-hitter ... five of his 15 RBI came in pinch-hit situations ... scored eight times as a pinch-hitter, tied for the second-highest total in the majors ... made 22 starts in the leadoff spot and posted a .275 average (25-91) and .343 on-base percentage ... hit .308 (12-39) with 14 RBI with RISP ... finished with 12 stolen bases in 16 attempts (.750) ... hit .349 (15-43) in 24 games (six starts) after the All-Star break ... was one of two players to make Colorado's Opening Day roster as a non-roster invitee (also Micah Bowie) ... logged first hit with Colorado on 4/2 at St. Louis, a pinch-hit single ... was used as a pinch-hitter in seven consecutive games from 4/9-17, going 1-5 (.200) with two walks snapped an 0-13 stretch on 5/31 at the Cubs with his first home run (solo homer in the ninth inning) ... made his first start in left field on 6/1 at the Cubs ... tied his career high with four hits on 7/19 vs. Pittsburgh (eighth time, last on 5/1/06 at Cleveland), including a career-high three doubles, one shy of the Colorado club record ... placed on the disabled list on 7/29 with a non-displaced fracture of his left little finger and missed 23 games ... played in four games on rehab assignment at Class AAA Colorado Springs, hitting .438 (7-16) with three RBI and three steals ... reinstated from the disabled list on 8/22 and singled as a pinch-hitter that night ... received only 13 plate appearances in September, finishing the month 1-11 with two walks.

#### MAJOR LEAGUE HIGHLIGHTS

■ **Career:** Has been successful on 76.1 (236-310) percent of his stolen-base attempts ... his 169 steals from 2004-06 led the major leagues ... has 43 career games with two or more stolen bases, including four with three and four with four ... was named to his first All-Star Team in 2005 as a member of the Chicago White Sox after winning the Ameriquest American League All-Star Final Vote ... his 70 stolen bases in 2004 led the majors by 11 over Carl Crawford and set a Milwaukee Brewers franchise record ... has hit five career leadoff home runs (last, 7/23/04 at Houston off Roger Clemens).

■ **2007:** Appeared in just 62 games (56 starts) with the White Sox due to a pair of stints on the disabled list (strained right adductor and strained left ribcage muscle) ... his .243 average, 11 RBI, 52 hits and 30 runs scored marked his lowest totals since 2002 (14 games with Seattle) ... was successful in 12 of 17 stolen base attempts after posting consecutive 40-steal seasons ... led off 20 times (Sox went 14-6), but on only three occasions after 7/23 ... batted .250 (20-80) from the No. 1 position in the lineup, .222 (4-18) batting second, .167 (4-24) hitting sixth and .241 (21-87) at the No. 7 spot in the order ... produced just one bunt hit and seven infield singles (five and 19 in 2006 and 16 and 39 in 2005) ... hit .279 (17-61) vs. left-handers, up from .216 in 2006 ... both of his home runs came off righties ... was 8-52 (.154) with runners in scoring position ... batted .269 (18-67) in the first half and .231 (34-147) after the All-Star Break ... made 54 appearances in left field and three in center (did not play in CF in 2006) ... also started once as the designated hitter (1-4 on 9/6 at Detroit) ... made his third consecutive Opening Day roster with the White Sox ... went 3-4 with a double, solo home run and one RBI on

#### Podsednik's Game Bests

**Hits** — 4 (8x, last 7/19/08 vs. Pit.)  
**HR** — 2 (2x, last 4/17/04 vs. Hou.)  
**GS** — 1 (6/23/06 vs. Hou.)  
**RBI** — 4 (4x, last 6/23/06 vs. Hou.)  
**SB** — 4 (4x, last 5/1/06 at Cle.)  
**Hitting Streak** — 13 games (8/15-28/03)

#### Home Run Information

##### GAME ENDING (None)

##### GRAND SLAMS (1)

No.	Date	Opp.	Inn.	Pitcher
1	6/23/06	vs. Hou.	4th	Pettitte

##### INSIDE-THE-PARK (None)

##### LEADOFF (5)

No.	Date	Opp.	Inn.	Pitcher
1	9/11/03	vs. Hou.	1st	Villone
2	4/17/04	at Hou.	1st	Duckworth
3	6/1/04	at LAD	1st	Weaver
4	6/2/04	at LAD	1st	Jackson
5	7/23/04	at Hou.	1st	Clemens

##### MULTIHR GAMES (2)

No.	Date	Opp.	Pitcher
2	8/22/03	vs. Pit.	Wells (2)
2	4/17/04	at Hou.	Duckworth/Backe

##### PINCH HIT (None)



4/9 at Oakland ... appeared in 10 games before being placed on the 15-day disabled list on 4/17 (retro to 4/16) with a strained right adductor sustained during an off-day workout ... hit .303 (10-33) in April ... was recalled from his rehabilitation assignment and reinstated from the 15-day disabled list on 6/23 ... hit .288 (15-52) with one home run and five RBI in 15 games with the Knights ... appeared in nine consecutive games before leaving after one at-bat on 7/1 at Kansas City ... was placed on the 15-day disabled list for the second time on 7/2 with a strained right ribcage ... returned on 7/24 following five rehab games with Charlotte (.286, 6-21) ... singled home the tying run in the eighth inning on 7/24-2 vs. Detroit and scored the go-ahead run on A.J. Pierzynski's single ... scored the game-ending run on 7/25 vs. Detroit, advancing from first base on Zack Miner's throwing error ... compiled a season-best 10-game hitting streak from 7/31-8/11 ... hit his second homer on 8/20 vs. Kansas City, ending a 133 at-bat homerless drought ... left the game on 8/21 vs. Kansas City with a strained right ribcage and missed 10 games ... appeared in only six Cactus League games after recovering from offseason surgery to repair a sports hernia on 1/23.

■ **2006:** Led the White Sox in stolen bases (40) for the second consecutive season and ranked fifth in the American League ... became just the fourth player in franchise history to record back-to-back seasons with 40 or more steals, joining Eddie Collins (1915-17, 1923-24), Luis Aparicio (1959-61) and Tim Lincecum (1991-92) ... his .261 average and .330 on-base percentage were down from .290 and .351 in 2005 ... collected 44 RBI and 36 extra-base hits, up from 25 and 29 in 2005 ... scored 86 runs, the second-highest total of his career (100 in 2003) ... was caught stealing 19 times, the second-most in baseball (20, Juan Pierre) ... hit three home runs after going homerless in 507 at-bats in the 2005 regular season ... produced five bunt hits and 19 infield hits (16 and 39 in 2005) ... hit .276 (86-312) with 63 runs scored and 29 stolen bases prior to the All-Star Game and .241 (51-212) with 23 runs and 11 stolen bases in the second half ... batted .278 (107-385) vs. right-handers and .216 (30-139) off lefties ... was 31-104 (.298) with runners in scoring position, up from .237 last season ... made all 121 starts in left field, his first season playing solely in left ... compiled a .969 fielding percentage (8 E/257 TC), second-lowest among all AL outfielders (.959, Vladimir Guerrero) ... compiled a pair of season-high, nine-game hitting streaks ... began the season going 0-16 and collected just one hit in his first 26 at-bats (.038) ... went 4-5 with three runs scored and four stolen bases on 5/1 at Cleveland ... the four steals matched his career high (fourth time) and tied the club record (sixth time) ... walked four times on 5/9 vs. the Angels, the most by a Sox player since Paul Konerko on 5/23/04 at Minnesota (also four) ... went 3-4 with a double, home run and two RBI on 5/15 at Minnesota ... homer was his first in the regular season since 9/30/04 at St. Louis, a span of 164 games and 647 at-bats ... stole 14 bases in May, up from four in April ... hit his first career grand slam on 6/23 vs. Houston and matched his career high with four RBI (fourth time) ... hit .245 (23-94) with 17 RBI in June, down from .318 in May ... stole his 200th career base on 7/8 vs. Boston ... batted out of the leadoff slot (No. 8) for the first time with the Sox on 9/6 at Boston ... hit safely in 20 of his final 23 starts ... was limited to just seven "official" spring games due to left shoulder tendinitis and a sore left adductor ... underwent outpatient surgery on 1/23/07 in Dallas to repair a sports hernia.

■ **2005:** Hit .290 (147-507) with 28 doubles, 25 RBI and 59 stolen bases in 128 games in his first season with the White Sox ... his 59 steals were the second-highest total in franchise history behind only Rudy Law's 77 in 1983 ... finished second in baseball in stolen bases after leading the major leagues for the majority of the season (Los Angeles' Chone Figgins, 62) ... was caught stealing 23 times, the most in baseball ... led the AL with 39 infield singles and 16 bunt hits ... ranked second on the Sox in runs (80) and third in hits and doubles ... was caught stealing in 14 of his last 23 stolen base attempts after stealing 22 in a row from 6/5-7/22 ... swiped 52 bases in the first four months, but just seven from the beginning of August to the end of the season ... batted .330 (33-100) vs. left-handers and .280 (114-407) off righties ... posted a .304 (76-250) average at home ... hit .308 (15-91) in July, .211 (12-57) in August and .337 (35-104) in September ... led off 124 times (Sox went 81-43) ... compiled a pair of season-high 10-game hitting streaks (5/12-23 and 7/4-18) ... was 0-7 with the bases loaded ... made 118 starts in left field and six in center ... compiled a .989 (3 E/277 TC) fielding percentage with three outfield assists ... went 31-85 (.365) vs. the AL West ... was named to his first All-Star Team after winning the Ameriquest American League All-Star Final Vote ... became the first position player since Atlanta's Walt Weiss and Cleveland's Omar Vizquel in 1998 to participate in the All-Star Game without hitting a home run in the first half ... his 44 steals prior to the break tied for the sixth-highest total in the major leagues since 1990 ... Sox went 28-11 when he stole a base, 9-4 when he stole two or more and 42-16 when he scored a run ... recorded 13 games with more than one steal (32 in career) ... had five games with three or more steals (six in career) ... was successful on 17 of 18 attempts at stealing third base ... recorded a season-high four hits on 9/28 at Detroit ... missed five straight games from 4/13-17 with a sore right adductor ... hit the game-winning, two-run single in the seventh inning on 4/21 at Detroit ... reached base in all six plate appearances on 4/22 at Kansas City and tallied three steals ... reached base safely in 21 consecutive games from 4/29-5/22 ... his four steals on 5/14 vs. Baltimore tied the club record (fifth time) and his career high (third time) ... also surpassed Willie Harris' team-leading total from 2004 (19) against the Orioles ... was the first player since Rickey Henderson in 1991 to record two four-steal games in one season (also 5/7 at Toronto) and the first since Vince Coleman (8/86) to do it in the same month ... was on the 15-day disabled list from 8/15-29 with a strained left adductor ... went 2-9 with two doubles and an RBI in two rehab games with Class AAA Charlotte ... batted .328 (39-119) over his final 29 games ... underwent surgery to repair a sports hernia on 11/25/05.

■ **2004:** His 70 stolen bases led the major leagues by 11 over Tampa Bay's Carl Crawford and set a Milwaukee franchise record (Pat Listach, 54 in 1992) ... 70 steals were the most in the majors since Arizona's Tony Womack stole 72 in 1999 and were the most by an outfielder since Detroit's Brian Hunter stole 74 in 1997 ... set career highs in at-bats (640), home runs (12), stolen bases and walks (58) ... earned the Lou Brock Award as the National League's top basestealer ... joined Paul Molitor as the only two Brewers to post consecutive seasons with 40-plus stolen bases ... was successful in 84.3 percent of his stolen base attempts (70-83), fifth-best in the NL ... ranked fifth in the NL with 640 at-bats and tied for ninth with seven triples ... average fell 70 points from his rookie season ... was successful

### MLB Stolen Base Leaders (2003-06)

Player	SB
Scott Podsednik	169
Carl Crawford	163
Juan Pierre	160
Chone Figgins	148
Jose Reyes	143
Ichiro Suzuki	114

on a club-record 23 straight stolen-base attempts to start the season ... streak ended on 5/27 vs. Los Angeles (Dave Ross) ... also stole 18 consecutive bases from 8/21-9/28 ... tied a club record with four steals on 9/18 at Houston ... was 14-15 in stolen base attempts vs. the Astros ... hit four leadoff home runs, including back-to-back games on 6/1-2 at Los Angeles ... stole a personal monthly-best 18 bases in September ... registered 44 multihit efforts, including four four-hit games ... stole at least two bases in a game 15 times ... Brewers were 42-29 (.592) when he scored a run and 22-61 (.265) when he did not ... made first career Opening Day start on 4/5 at St. Louis, going 2-5 with a home run and four RBI ... recorded his second career multihomer game on 4/17 vs. Houston ... matched his career high with four RBI on 6/11 vs. Houston.

■ **2003:** Was named NL Rookie of the Year by The Sporting News and Baseball Digest and Major League Rookie of the Year by MLB.com ... also named to Topps All-Rookie Team ... earned the Players Choice Award as the league's Outstanding Rookie ... finished second to Florida's Dontrelle Willis in the BBWAA Rookie of the Year voting ... became just the fourth rookie in major-league history since 1900 to hit .300 with 100 runs scored and 40 stolen bases, joining Jimmy Barrett (1900), Joe Jackson (1911) and Ichiro Suzuki (2001) ... earned Milwaukee's Harvey Keunn Award for Batting Excellence and the Newcomer Award after becoming the first Brewers rookie in history to hit .300 ... ranked second in the NL with 43 stolen bases, trailing only Florida's Juan Pierre (65) ... led all NL rookies in average (.314), hits (175), runs scored (100), total bases (247), triples (eight), stolen bases, walks (56), multihit games (55) and on-base percentage (.379) ... also ranked among NL rookies in doubles (2nd), slugging percentage (2nd) and extra-base hits (2nd, 46), outfield assists (T2nd, 5), RBI (T3rd, 58) and home runs (T6th) ... batted .329 vs. right-handers and .270 vs. lefties ... led the major leagues with a .375 (72-192) average during the day and ranked second in the NL with a .381 (40-105) with runners in scoring position ... named the NL Rookie of the Month for August after hitting .364 with 10 doubles, 22 runs scored and 12 stolen bases in 27 contests ... batted .336 with a .399 on-base percentage from the leadoff slot ... made 123 appearances in center field, 13 in right and three in left ... began the season as club's fifth outfielder, but moved into starting lineup on 5/13 ... reached base safely in 47 straight games from 5/27-7/20, the second-longest streak in baseball behind San Francisco's Barry Bonds (58) ... hit safely in career-best 14 straight games from 8/13-28, going 27-59 (.458) ... collected first four-hit game and drove in four runs on 8/16 at Pittsburgh, including game-winning homer in final at-bat ... tied club record with four runs scored on 8/24 at Pittsburgh ... stole home on 8/30 at the Cubs, the first Brewer to accomplish the feat since Mark Loretta on 7/28/98 at St. Louis ... stole 14 straight bases from 8/15-9/9 ... hit first career lead off home run on 9/11 vs. Houston ... set club rookie record with eighth triple on 9/27 at Houston ... homered in final at-bat and scored 100th run on 9/28 at Houston.

■ **2002:** Played in 14 games with Seattle ... his contract was purchased from Class AAA Tacoma on 9/4 ... recorded an RBI in three consecutive games from 9/24-28 (five total) ... hit first major-league home run on 9/28 at Anaheim (off Troy Percival) ... was claimed by Milwaukee off waivers on 10/11.

■ **2001:** His contract was purchased from Tacoma on 7/6 ... made his major-league debut on 7/6 at Los Angeles as a pinch runner for Ichiro Suzuki ... hit a three-run pinch single in first major-league at-bat on 7/15 vs. Arizona (off Erik Sabel) ... made his first career start in center field on 7/18 at Kansas City, going 0-4 ... was optioned back to the Rainiers on 7/26 ... hit .467 with 11 RBI in 31 games with Bayamon of the Puerto Rican Winter League.

### POSTSEASON HIGHLIGHTS

■ **2005:** Hit .286 (14-49) with a double, three triples, two home runs, six RBI, nine runs and six stolen bases in 12 postseason games for the World Champion White Sox ... also walked seven times and posted a .551 slugging percentage and a .397 on-base percentage ... the six stolen bases marked a club record for a single postseason, while his nine runs scored tied A.J. Pierzynski (2005) for the franchise mark ... eclipsed his triple and home run total from the regular season in just 12 playoff contests ... reached base safely in 11 of 12 games ... went 6-21 (.286) in the World Series ... hit a game-ending home run off Brad Lidge in Game 2, the 14th walkoff homer in World Series history ... became the first player to hit a postseason game-ending home run following a season in which he had none ... set a World Series record with eight at-bats in Game 3 at Houston (14-inning Sox win) ... walked six times in the ALCS vs. the Angels ... reached base four times in Game 4 of the ALCS, going 1-2 with a triple, three walks and two stolen bases ... batted .273 (3-11) with a triple, home run and four RBI in the ALDS vs. Boston ... went 2-3 with a homer and three RBI in Game 1 of the ALDS ... became the second player in major-league history to homer in a postseason game during a season in which he did not homer in at least 500 at-bats (White Sox Lance Johnson in 1993) ... donated his bat used in Game 2 of the World Series to the National Baseball Hall of Fame and Museum.

## MINOR LEAGUE HIGHLIGHTS

- **2002:** Began the season at Class AAA Tacoma and hit .279 with nine home runs, 61 RBI and 35 stolen bases in 125 games ... ranked third in the Pacific Coast League in stolen bases ... collected a season-high four hits on 8/25 at Tucson.
- **2001:** Spent the majority of the season with Tacoma ... hit safely in 11 consecutive games from 4/6-16 ... reached base safely in 20 straight games from 4/6-26 ... hit .340 with 16 RBI in April ... was on the disabled list from 5/4-6/12 while recovering from left knee surgery.
- **2000:** Spent the entire season at Class AA Tulsa, hitting .249 with 19 stolen bases in 49 games.
- **1999:** Was limited to 42 games between Gulf Coast League Rangers and Tulsa ... combined to hit .188 (25-133) ... missed most of the season with a right groin strain and femoral hernia.
- **1998:** Combined to hit .276 (104-377) in 98 games with Class A Charlotte and Tulsa ... batted .285 with four home runs, 39 RBI and 26 stolen bases in 81 games at Charlotte before his promotion.
- **1997:** Led the Midwest League in games (135) and at-bats (531) and ranked fifth in hits (147) ... was reacquired by Texas in the Rule 5 Draft on 12/15.
- **1996:** Spent the season at Class A Brevard County, batting .261 (100-383) with 20 stolen bases in 108 games.
- **1995:** Led Class A Hudson Valley with 20 steals ... was acquired by Florida from Texas on 10/8, completing a deal that sent pitcher Bobby Witt to the Rangers for two players to be named later (8/8).
- **1994:** Led the Gulf Coast League in walks (41) and games played (60) in his first pro season.

## COMMUNITY INVOLVEMENT

- Among his charitable activities with the White Sox in 2005, participated in Chicago Moves Day at Daley Plaza ... also teamed with Jermaine Dye and Aaron Rowand to support the Valentine Boys and Girls Club ... the trio purchased game tickets, bus transportation and Comiskey Cash for 250 members of the Keystone and Torch Clubs and greeted members at the club and at the ballpark.

## MISCELLANEOUS/PERSONAL

- Married Lisa Dergan ... appeared on the October 29, 2005 edition of "Saturday Night Live," acting as himself on Weekend Update ... made two appearances on the Oprah Winfrey Show in the 2005 offseason ... appeared with several teammates and coaches on the 10/28 show, two days following the White Sox World Series victory over Houston ... also appeared with teammate Mark Buehrle in January 2006 to recognize the selfless acts of Ryan Devlin, a lifelong White Sox fan who sold his World Series tickets to fund his relief efforts for the victims of Hurricane Katrina ... is a 1994 graduate of West (Texas) High School ... also lettered in basketball and track ... received scholarship offers from the University of Texas, Texas A&M and Texas Christian University to run the 200-meter dash and hurdles ... hosted "This Week in Baseball" during the 2004 season.

YEAR	CLUB	AVG	G	AB	R	H	TB	2B	3B	HR	RBI	SH	SF	HB	BB	SO	SB	CS	E
1994	GCL Rangers	.227	*60	211	34	48	60	7	1	1	17	2	3	3	*41	34	18	4	0
1995	Hudson Valley	.266	65	252	42	67	70	3	0	0	20	1	2	1	35	31	20	6	3
1996	Brevard City	.261	108	383	39	100	113	9	2	0	30	7	0	3	45	65	20	10	4
1997	Kane County	.277	*135	*531	80	147	187	23	4	3	49	14	3	3	60	72	28	11	5
1998	Charlotte	.285	81	302	55	86	118	12	4	4	39	4	6	0	44	32	26	8	2
	Tulsa	.240	17	75	9	18	24	4	1	0	4	0	0	0	6	11	5	2	0
1999	GCL Rangers	.412	5	17	6	7	9	2	0	0	5	0	0	0	2	3	1	0	0
	Tulsa	.155	37	116	10	18	22	4	0	0	1	2	0	0	5	13	6	2	1
2000	Tulsa	.249	49	169	20	42	59	7	2	2	13	1	2	1	30	33	19	4	3
2001	Tacoma	.290	66	269	46	78	110	15	4	3	30	4	0	2	13	46	12	5	5
	SEATTLE	.167	5	6	1	1	3	0	1	0	3	0	0	0	0	1	0	0	0
2002	Tacoma	.279	125	438	63	122	186	25	6	9	61	4	11	9	43	70	35	13	5
	SEATTLE	.200	14	20	2	4	7	0	0	1	5	0	1	0	4	6	0	0	1
2003	MILWAUKEE	.314	154	558	100	175	247	29	8	9	58	8	2	4	56	91	43	10	3
2004	MILWAUKEE	.244	154	640	85	156	233	27	7	12	39	6	1	7	58	105	*70	13	4
2005	WHITE SOX	.290	129	507	80	147	177	28	1	0	25	6	5	3	47	75	59	23	3
	Charlotte	.222	2	9	2	2	4	2	0	0	1	0	0	0	0	2	0	0	0
2006	WHITE SOX	.261	139	524	86	137	185	27	6	3	45	8	4	2	54	96	40	19	8
2007	WHITE SOX	.243	62	214	30	52	79	13	4	2	11	4	0	4	13	36	12	5	4
	Charlotte	.288	20	73	12	21	29	5	0	1	6	0	2	2	10	15	2	3	1
2008	COLORADO	.253	93	162	22	41	54	8	1	1	15	1	1	1	16	28	12	4	2
	Colorado Springs	.438	4	16	2	7	7	0	0	0	3	0	0	0	3	0	3	0	0
<b>MINOR TOTALS</b>		<b>.267</b>	<b>774</b>	<b>2681</b>	<b>420</b>	<b>763</b>	<b>998</b>	<b>118</b>	<b>24</b>	<b>23</b>	<b>279</b>	<b>39</b>	<b>29</b>	<b>24</b>	<b>337</b>	<b>427</b>	<b>195</b>	<b>68</b>	<b>28</b>
<b>SOX TOTALS</b>		<b>.270</b>	<b>330</b>	<b>1245</b>	<b>196</b>	<b>336</b>	<b>441</b>	<b>68</b>	<b>11</b>	<b>5</b>	<b>81</b>	<b>18</b>	<b>9</b>	<b>9</b>	<b>114</b>	<b>207</b>	<b>111</b>	<b>47</b>	<b>15</b>
<b>A.L. TOTALS</b>		<b>.268</b>	<b>349</b>	<b>1271</b>	<b>199</b>	<b>341</b>	<b>451</b>	<b>68</b>	<b>12</b>	<b>6</b>	<b>89</b>	<b>18</b>	<b>10</b>	<b>9</b>	<b>118</b>	<b>214</b>	<b>111</b>	<b>47</b>	<b>16</b>
<b>N.L. TOTALS</b>		<b>.274</b>	<b>401</b>	<b>1360</b>	<b>207</b>	<b>372</b>	<b>534</b>	<b>64</b>	<b>16</b>	<b>22</b>	<b>112</b>	<b>15</b>	<b>4</b>	<b>12</b>	<b>130</b>	<b>224</b>	<b>125</b>	<b>27</b>	<b>9</b>
<b>M.L. TOTALS</b>		<b>.271</b>	<b>750</b>	<b>2631</b>	<b>406</b>	<b>713</b>	<b>985</b>	<b>132</b>	<b>28</b>	<b>28</b>	<b>201</b>	<b>33</b>	<b>14</b>	<b>21</b>	<b>248</b>	<b>438</b>	<b>236</b>	<b>74</b>	<b>25</b>

\*Led League

