




OAKLAND ATHLETICS

Minor League Report

Oakland Athletics Baseball Company • 7000 Coliseum Way • Oakland, CA 94621
510-638-4900 • Public Relations Facsimile 510-562-1633 • www.oaklandathletics.com

Sunday, April 18, 2010



SACRAMENTO RIVER CATS
Triple-A – Pacific Coast League
Manager: Tony DeFrancesco

Yesterday: Win vs. Reno, 2-0 **Standing:** 7-3, 2nd, 0.5 GB
Today: vs. Reno 1:05 pm PT
Probables: TBA vs. RHP Kevin Mulvey (0-0, 2.89)

River Cats Notables

- **RHP Clayton Mortensen** threw seven scoreless innings in last night's win (5 h, 2 bb, 6 so).
- **RHP Vin Mazzaro** has not allowed a run in 10.1 innings over his first two starts (5 h, 3 bb, 12 so).
- **IF Dallas McPherson** is tied for the Pacific Coast League lead with 12 RBI.
- **OF Michael Taylor** is tied for second in the PCL with two triples.



KANE COUNTY COUGARS
Single-A – Midwest League
Manager: Aaron Nieckula

Yesterday: Loss vs. Cedar Rapids, 14-6 **Standing:** 5-5, T-2nd, 3.0 GB
Today: vs. Cedar Rapids 1:00 pm CT
Probables: LHP Ian Krol (0-1, 9.53) vs. RHP Garrett Richards (0-0, 0.82)

Cougars Notables

- **OF Kent Walton** was 1 for 4 with a team-high three RBI in yesterday's loss.
- **IF Conor Crumbliss** is tied for the Midwest League lead with 11 walks.
- **OF Rashun Dixon** is tied for second in triples (2).
- **RHP Christopher Mederos** ranks fourth in innings pitched (12.2 ip).
- **OF Myrio Richard** is tied for third in the league with eight extra-base hits.



MIDLAND ROCKHOUNDS
Double-A – Texas League
Manager: Darren Bush

Yesterday: Win at Arkansas, 6-5 **Standing:** 6-3, T-1st, -- GB
Today: at Springfield 4:10 pm CT
Probables: LHP Ben Hornbeck (0-0, 7.71) vs. RHP David Kopp (0-0, 9.00)


RockHounds Notables

- **LHP Anthony Capra** pitched five shutout innings last night to earn the win (2 h, 3 bb, 5 so).
- **IF Steve Kleen** is tied for the Texas League lead with eight RBI...is tied for third in home runs (2).
- **OF Shane Peterson** leads the league with nine runs scored.
- **IF Alex Valdez** ranks second in runs scored (8), fourth in RBI (8) and fifth in slugging (.586).
- **RHP Beau Vaughan** ranks second among TL closers with two saves.
- **IF Jemile Weeks** leads the TL in extra-base hits (7) and triples (2)...is second in doubles (5) and total bases (21), third in hits (12), fourth in slugging (.600), ninth in hitting (.343, 12 for 25),



VANCOUVER CANADIANS
Single-A (Short Season) – Northwest League
Manager: Rick Magnante

Season begins June 18 at Eugene




STOCKTON PORTS
Single-A – California League
Manager: Steve Scarfone

Yesterday: Loss vs. Visalia, 5-3 **Standing:** 4-5, 4th, 1.5 GB
Today: vs. Visalia 2:05 pm PT
Probables: RHP Justin Murray (1-0, 1.50) vs. LHP Wade Miley (0-2, 6.30)

Ports Notables

- **IF Tyler Ladendorf** went 2 for 4 and scored a run in last night's loss.
- **RHP Shawn Haviland** ranks third in the California League in ERA (0.87)...has the third lowest opponents batting average (.189) among starting pitchers.
- **C Petey Paramore** and **IF Michael Spina** are tied for second in the league with seven walks.
- **RHP Ken Smalley** ranks 10th in the CL in ERA (1.86).



ARIZONA A'S
Rookie – Arizona League
Manager: Marcus Jensen

Season begins June 21 at Angels

MINOR LEAGUE TRANSACTIONS

April 11 Corey Brown transferred from SAC to MID
April 12 Tyler Ladendorf transferred from SAC to STO
April 12 Ryan Quigley transferred from AZL to KCC
April 12 David Thomas transferred from MID to STO
April 12 Michael Napoleon (STO) placed on DL with left ankle sprain

Sacramento River Cats (7-3) 2, Reno Aces (4-6) 0
 April 17, 2010

	1	2	3	4	5	6	7	8	9	R	H	E
Reno	0	0	0	0	0	0	0	0	0	0	7	0
Sacramento	0	2	0	0	0	0	0	0	x	2	9	0

Reno	AB	R	H	RBI	BB	SO	LOB	AVG	Sacramento	AB	R	H	RBI	BB	SO	LOB	AVG
Gillespie, LF	4	0	1	0	0	1	0	.278	Wimberly, SS	4	0	1	0	0	0	1	.297
Deeds, D, RF	4	0	2	0	0	1	1	.370	Carson, CF	4	0	1	0	0	0	2	.350
Bailey, J, DH	4	0	0	0	0	3	1	.405	Carter, 1B	4	0	1	0	0	2	2	.313
Allen, 1B	4	0	0	0	0	2	1	.167	Cust, DH	4	0	1	0	0	0	2	.217
Roberts, R, 2B	4	0	3	0	0	0	0	.237	Taylor, M, LF	4	0	0	0	0	1	3	.237
Coughlin, C	3	0	0	0	1	0	2	.400	Donaldson, C	4	1	2	0	0	0	0	.242
Rogers, E, SS	3	0	1	0	0	0	1	.320	Miller, Ja, RF	4	1	2	0	0	1	1	.211
Macias, D, CF	3	0	0	0	0	1	2	.143	Tolleson, 3B	2	0	0	0	0	0	1	.280
Hallberg, 3B	2	0	0	0	1	0	2	.321	Sogard, 2B	2	0	1	2	1	0	1	.176
Torra, P	0	0	0	0	0	0	0	.000	Mortensen, P	0	0	0	0	0	0	0	.000
Urquidez, P	0	0	0	0	0	0	0	.000	Kilby, P	0	0	0	0	0	0	0	.000
Vasquez, E, P	0	0	0	0	0	0	0	.000	Demel, P	0	0	0	0	0	0	0	.000
Totals	31	0	7	0	2	8	10	.272	Totals	32	2	9	2	1	4	13	.259

BATTING

2B: Deeds, D (5, Mortensen), Roberts, R 2 (5, Mortensen, Demel),

Gillespie (2, Kilby).

TB: Gillespie 2; Deeds, D 3; Roberts, R 5; Rogers, E.

Runners left in scoring position, 2 out: Allen; Hallberg; Rogers, E;

Deeds, D; Coughlin.

Team RISP: 0-for-8.

Team LOB: 6.

BATTING

TB: Wimberly; Carson; Carter; Cust; Donaldson 2; Miller, Ja 2; Sogard.

RBI: Sogard 2 (4).

Runners left in scoring position, 2 out: Taylor, M; Carter; Wimberly; Sogard.

S: Tolleson.

Team RISP: 1-for-8.

Team LOB: 8.

BASERUNNING

CS: Roberts, R (1, 2nd base by Mortensen/Donaldson), Hallberg (2, 2nd base by Mortensen/Donaldson).

BASERUNNING

SB: Miller, Ja (3, 2nd base off Torra/Coughlin), Sogard (1, 2nd base off Torra/Coughlin).

Reno	IP	H	R	ER	BB	SO	HR	ERA	Sacramento	IP	H	R	ER	BB	SO	HR	ERA
Torra (L, 0-1)	6.0	8	2	2	1	2	0	3.00	Mortensen (W, 2-0)	7.0	5	0	0	2	6	0	3.46
Urquidez	1.0	0	0	0	0	1	0	1.23	Kilby (H, 2)	1.0	1	0	0	0	1	0	2.25
Vasquez, E	1.0	1	0	0	0	1	0	0.00	Demel (S, 1)	1.0	1	0	0	0	1	0	1.80
Totals	8.0	9	2	2	1	4	0	5.74	Totals	9.0	7	0	0	2	8	0	2.90

WP: Demel.

Pitches-strikes: Torra 85-60, Urquidez 12-6, Vasquez, E 13-9, Mortensen 98-60, Kilby 22-16, Demel 18-12.

Groundouts-flyouts: Torra 7-7, Urquidez 2-0, Vasquez, E 1-1, Mortensen 8-3, Kilby 0-2, Demel 1-1.

Batters faced: Torra 27, Urquidez 3, Vasquez, E 4, Mortensen 25, Kilby 4, Demel 4.

Umpires: HP: Jeff Latter. 1B: Darren Budahn. 2B: . 3B: Jason Arends.

Weather: 70 degrees, overcast.

Wind: 5 mph, Out to CF.

T: 2:30.

Att: 12,042.

Choose a highlighted category to sort. NOTE: Rate stats do not use qualifiers.

GI ---GAMES BY POSITION---

BATTERS		AVG	G	AB	R	H	2B	3B	HR	RBI	TB	BB	IBB	SO	SB	CS	OBP	SLG	OPS	SF	SAC	HBP	DP	1B	2B	3B	SS	OF	C	E	
*	Brown, Corey	.250	2	8	1	2	0	1	0	2	4	0	0	2	0	0	.250	.500	.750	0	0	0	0	0	0	0	0	0	2	0	0
	Carson, Matt	.350	10	40	9	14	2	1	0	0	18	3	0	8	2	1	.395	.450	.845	0	0	0	1	0	0	0	0	10	0	0	
	Carter, Chris	.313	8	32	6	10	2	0	2	6	18	1	0	8	0	0	.353	.563	.915	0	0	1	0	8	0	0	0	0	0	1	
*	Cust, Jack	.217	7	23	3	5	1	0	0	0	6	6	0	4	0	0	.400	.261	.661	0	0	1	0	0	0	0	0	2	0	0	
	Donaldson, Josh	.242	9	33	6	8	1	0	2	7	15	3	0	9	0	0	.297	.455	.752	1	0	0	2	1	0	0	0	0	8	2	
	Ladendorf, Tyler	.000	2	5	0	0	0	0	0	0	0	0	0	1	0	0	.000	.000	.000	0	0	0	0	0	0	2	0	0	0	0	
*	McPherson, Dallas	.259	7	27	3	7	1	1	2	12	16	1	0	12	0	0	.310	.593	.903	0	0	1	0	1	0	5	0	0	0	0	
	Miller, Jai	.211	6	19	2	4	0	0	0	0	4	3	0	10	3	0	.318	.211	.529	0	0	0	0	0	0	0	0	6	0	0	
T	Miller, Jai	.211	6	19	2	4	0	0	0	0	4	3	0	10	3	0	.318	.211	.529	0	0	0	0	0	0	0	0	6	0	0	
#	Powell, Landon	.263	5	19	3	5	2	0	1	2	10	1	0	3	0	0	.300	.526	.826	0	0	0	1	1	0	0	0	0	2	0	
*	Sogard, Eric	.176	10	34	2	6	1	0	0	4	7	3	0	3	1	0	.243	.206	.449	0	1	0	0	0	9	0	0	0	0	1	
	Taylor, Michael	.237	10	38	8	9	2	2	1	6	18	4	0	7	0	0	.310	.474	.783	0	0	0	1	0	0	0	0	9	0	1	
	Tolleson, Steven	.280	8	25	4	7	3	0	1	8	13	4	0	4	0	1	.400	.520	.920	0	1	1	0	0	0	3	6	0	0	2	
#	Wimberly, Corey	.297	9	37	4	11	0	0	0	3	11	0	0	3	4	2	.350	.297	.647	0	1	3	0	0	1	2	5	2	0	3	
	Team Total	.259	10	340	51	88	15	5	9	50	140	29	0	74	10	4	.329	.412	.741	1	3	7	5							11	
PITCHERS		W	L	ERA	G	GS	CG	SHO	SV	SVO	IP	H	R	ER	HR	HB	BB	IBB	SO	BK	WP	GO/AO	DP	WHIP	AVG	AB	TBF	SF	GF	HLD	
	Benacka, Michael	1	0	0.00	4	0	0	0	0	0	4.2	1	0	0	0	0	0	0	5	0	0	2.00	1	0.21	.067	15	15	0	1	1	
*	Bowers, Cedrick	1	1	6.23	3	0	0	0	0	1	4.1	2	3	3	0	0	4	0	8	0	0	0.25	0	1.38	.133	15	19	0	1	1	
	Demel, Sam	1	0	1.80	4	0	0	0	1	1	5.0	6	1	1	1	0	2	0	6	0	1	3.50	0	1.60	.286	21	23	0	1	0	
*	DiNardo, Lenny	0	2	6.75	2	2	0	0	0	0	6.2	12	9	5	1	1	3	0	2	0	0	3.25	0	2.25	.375	32	36	0	0	0	
	Godfrey, Graham	0	0	3.38	2	2	0	0	0	0	10.2	7	6	4	0	0	8	0	4	0	1	0.40	1	1.41	.189	37	48	2	0	0	
	Hernandez, Fernando	0	0	2.45	3	0	0	0	1	2	3.2	3	1	1	0	0	2	0	3	0	1	0.60	0	1.36	.214	14	16	0	2	0	
	Hunton, Jon	0	0	0.00	4	0	0	0	0	0	5.1	3	0	0	0	0	0	0	4	0	0	0.50	0	0.56	.150	20	20	0	1	1	
*	Kilby, Brad	0	0	2.25	4	0	0	0	0	0	4.0	4	1	1	0	1	2	0	5	0	0	0.75	0	1.50	.250	16	19	0	1	2	
	Mazzaro, Vin	1	0	0.00	2	2	0	0	0	0	10.1	5	0	0	0	0	3	0	12	0	0	1.71	0	0.77	.139	36	39	0	0	0	
	McBeth, Marcus	0	0	4.15	3	0	0	0	0	0	4.1	2	2	2	0	0	4	0	3	0	0	1.50	1	1.38	.143	14	18	0	0	2	
	Middleton, Kyle	1	0	4.91	2	2	0	0	0	0	11.0	15	6	6	1	0	4	0	6	0	0	1.27	1	1.73	.333	45	49	0	0	0	
	Mortensen, Clay	2	0	3.46	2	2	0	0	0	0	13.0	15	7	5	1	0	5	0	12	0	2	2.43	2	1.54	.313	48	55	0	0	0	
	Rodriguez, Henry	0	0	0.00	3	0	0	0	2	2	3.0	1	0	0	0	0	0	0	3	0	0	0.67	0	0.33	.111	9	9	0	3	0	
	Wuertz, Michael	0	0	0.00	1	0	0	0	0	0	1.0	0	0	0	0	0	0	0	0	0	0	0.50	0	0.00	.000	3	3	0	0	1	
	Team Total	7	3	2.90	10	10	0	2	4	6	87.0	76	36	28	4	2	37	0	73	0	5	1.15	6	1.30	.234	325	369	2	10	8	

KEY: * - lefthanded hitter/pitcher, # - switch hitter

Midland RockHounds (6-3) 6, Arkansas Travelers (4-5) 5
 April 17, 2010

	1	2	3	4	5	6	7	8	9	R	H	E
Midland	3	0	0	0	0	0	0	3	0	6	5	2
Arkansas	0	0	0	0	0	0	1	0	4	5	8	0

Midland	AB	R	H	RBI	BB	SO	LOB	AVG	Arkansas	AB	R	H	RBI	BB	SO	LOB	AVG
Weeks, 2B	4	0	0	0	1	0	1	.343	Romine, An, SS	4	0	1	1	0	0	0	.344
Gilbert, LF	5	0	1	0	0	2	1	.200	Moore, CF	4	0	1	0	1	0	0	.185
Peterson, S, RF	3	2	1	0	2	0	1	.286	Perez, Ju, RF	5	0	0	0	0	3	4	.176
Recker, 1B	2	2	0	0	1	1	4	.200	McAnulty, DH	4	1	1	0	0	1	2	.222
Brown, C, CF	4	1	1	3	0	2	6	.381	Nieves, Ab, 2B	4	1	1	0	0	0	0	.143
Valdez, A, 3B	3	1	1	0	1	1	0	.310	Navarro, E, 1B	2	1	0	0	2	0	0	.222
Chen, Y, SS	4	0	0	0	0	2	4	.148	Colmenares, 3B	3	2	1	2	1	0	1	.200
Kleen, DH	4	0	1	1	0	1	0	.280	Walker, B, C	4	0	2	2	0	2	2	.400
Carter, Y, C	3	0	0	0	1	0	1	.190	1-Mount, PR	0	0	0	0	0	0	0	.185
Capra, P	0	0	0	0	0	0	0	.000	Fuller, C, LF	4	0	1	0	0	1	3	.214
Ray, J, P	0	0	0	0	0	0	0	.000	Anton, P	0	0	0	0	0	0	0	.000
Storey, M, P	0	0	0	0	0	0	0	.000	Browning, P	0	0	0	0	0	0	0	.000
Vaughan, P	0	0	0	0	0	0	0	.000	Diaz, Am, P	0	0	0	0	0	0	0	.000
Totals	32	6	5	4	6	9	18	.254	Totals	34	5	8	5	4	7	12	.221

1-Ran for Walker, B in the 9th.

BATTING

HR: Brown, C (1, 1st inning off Anton, 2 on, 2 out).
 TB: Gilbert; Peterson, S; Brown, C 4; Valdez, A; Kleen.
 RBI: Brown, C 3 (6), Kleen (9).
 2-out RBI: Brown, C 3; Kleen.
 Runners left in scoring position, 2 out: Brown, C 2; Carter, Y.
 Team RISP: 3-for-9.
 Team LOB: 6.

BATTING

2B: Walker, B (1, Ray, J).
 TB: Romine, An; Moore; McAnulty; Nieves, Ab; Colmenares; Walker, B 3; Fuller, C.
 RBI: Walker, B 2 (5), Colmenares 2 (4), Romine, An (4).
 2-out RBI: Walker, B.
 Runners left in scoring position, 2 out: Walker, B; McAnulty 2; Fuller, C; Perez, Ju.
 SF: Romine, An.
 Team RISP: 2-for-9.
 Team LOB: 7.

BASERUNNING

SB: Carter, Y (2, 2nd base off Anton/Walker, B), Peterson, S (2, 2nd base off Browning/Walker, B), Gilbert (2, 2nd base off Anton/Walker, B).

BASERUNNING

SB: Moore (1, 2nd base off Capra/Carter, Y).

FIELDING

E: Weeks (3, throw), Chen, Y (1, missed catch).

Midland	IP	H	R	ER	BB	SO	HR	ERA	Arkansas	IP	H	R	ER	BB	SO	HR	ERA
Capra (W, 1-1)	5.0	2	0	0	3	5	0	1.86	Anton (L, 1-1)	5.0	4	3	3	3	4	1	3.60
Ray, J (H, 1)	1.2	1	1	1	1	1	0	2.25	Browning	2.1	0	3	3	3	3	0	7.20
Storey, M (H, 2)	1.1	0	0	0	0	0	0	0.00	Diaz, Am	1.2	1	0	0	0	2	0	1.93
Vaughan	1.0	5	4	2	0	1	0	6.00	Totals	9.0	5	6	6	6	9	1	3.69
Totals	9.0	8	5	3	4	7	0	2.92									

WP: Storey, M, Diaz, Am.

Balk: Diaz, Am.

HBP: Recker (by Anton).

Pitches-strikes: Capra 81-48, Ray, J 27-16, Storey, M 9-6, Vaughan 22-15, Anton 92-59, Browning 41-22, Diaz, Am 18-13.

Groundouts-flyouts: Capra 3-6, Ray, J 1-2, Storey, M 1-3, Vaughan 0-2, Anton 5-6, Browning 2-1, Diaz, Am 1-2.

Batters faced: Capra 19, Ray, J 7, Storey, M 4, Vaughan 9, Anton 23, Browning 10, Diaz, Am 6.

Inherited runners-scored: Storey, M 1-0, Diaz, Am 3-3.

Umpires: HP: Seth Buckminster. 1B: Brad Myers. 2B: . 3B: Kellen Levy.

Weather: 71 degrees, cloudy.

Wind: 11 mph, R to L.

T: 2:59.

Att: 5,669.

Choose a highlighted category to sort. NOTE: Rate stats do not use qualifiers.

GI ---GAMES BY POSITION---

BATTERS	AVG	G	AB	R	H	2B	3B	HR	RBI	TB	BB	IBB	SO	SB	CS	OBP	SLG	OPS	SF	SAC	HBP	DP	1B	2B	3B	SS	OF	C	E
Affronti, Michael	.231	4	13	0	3	0	0	0	0	3	0	0	5	0	1	.286	.231	.516	0	0	1	0	0	0	0	4	0	0	
* Brown, Corey	.381	5	21	5	8	2	0	1	6	13	0	0	7	1	0	.381	.619	1.000	0	0	0	0	0	0	0	0	5	0	0
Carter, Yusuf	.190	7	21	1	4	0	0	0	1	4	1	0	8	2	0	.217	.190	.408	1	0	0	1	3	0	0	0	0	2	1
Chen, Yung Chi	.148	7	27	2	4	2	0	0	4	6	2	0	5	0	0	.200	.222	.422	1	0	0	0	0	0	1	5	0	0	1
Gilbert, Archie	.200	7	25	4	5	2	0	1	6	10	3	0	6	2	0	.310	.400	.710	0	0	1	0	0	0	0	0	5	0	0
Kleen, Steve	.280	8	25	3	7	0	0	2	9	13	5	0	6	1	0	.406	.520	.926	1	0	1	0	6	0	1	0	0	0	2
* Peterson, Shane	.286	9	35	9	10	3	0	0	3	13	4	0	6	2	0	.350	.371	.721	1	0	0	0	0	0	0	0	9	0	0
Recker, Anthony	.200	9	30	8	6	1	0	1	2	10	6	0	9	0	0	.368	.333	.702	0	0	2	0	1	0	0	0	0	7	0
* Sulentic, Matthew	.194	8	31	3	6	0	0	0	2	6	4	0	6	1	2	.286	.194	.479	0	0	0	1	0	0	0	0	7	0	1
# Thomas, David	.333	1	3	1	1	1	0	0	2	2	0	0	1	0	0	.333	.667	1.000	0	0	0	0	0	0	0	0	1	0	0
# Valdez, Alex	.310	8	29	8	9	3	1	1	8	17	2	0	5	0	0	.364	.586	.950	1	0	1	0	0	0	8	0	0	0	0
# Weeks, Jermile	.343	9	35	6	12	5	2	0	2	21	3	0	4	2	3	.425	.600	1.025	0	0	2	0	0	9	0	0	0	0	3
Team Total	.254	9	295	50	75	19	3	6	45	118	30	0	68	11	6	.334	.400	.734	5	0	8	2							8

PITCHERS	W	L	ERA	G	GS	CG	SHO	SV	SVO	IP	H	R	ER	HR	HB	BB	IBB	SO	BK	WP	GO/AO	DP	WHIP	AVG	AB	TBF	SF	GF	HLD
Banwart, Travis	2	0	2.53	2	2	0	0	0	0	10.2	9	3	3	0	1	5	0	5	0	0	1.60	2	1.31	.237	38	44	0	0	0
* Capra, Anthony	1	1	1.86	2	2	0	0	0	0	9.2	5	2	2	0	1	6	0	9	0	0	1.00	1	1.14	.172	29	38	1	0	0
* Figueroa, Pedro	0	1	4.09	2	2	0	0	0	0	11.0	11	6	5	0	0	4	0	10	0	1	1.22	0	1.36	.268	41	45	0	0	0
Friend, Justin	0	0	2.25	3	0	0	0	0	0	4.0	6	1	1	0	0	3	1	7	0	0	1.00	0	2.25	.353	17	20	0	2	1
* Gordon, Derrick	1	0	0.00	2	0	0	0	0	0	3.2	0	0	0	0	1	3	0	2	0	1	9.00	2	0.82	.000	9	13	0	0	0
* Hernandez, Carlos	1	0	2.79	2	2	0	0	0	0	9.2	9	4	3	0	0	5	0	7	0	0	1.50	0	1.45	.243	37	42	0	0	0
* Hornbeck, Ben	0	0	7.71	1	1	0	0	0	0	4.2	10	5	4	0	1	1	0	5	0	1	9.00	2	2.36	.435	23	25	0	0	0
Lansford, Jared	0	0	4.50	3	0	0	0	0	0	4.0	3	2	2	0	0	2	0	3	0	0	3.00	1	1.25	.231	13	15	0	2	1
Leon, Arnold	0	0	6.23	3	0	0	0	0	0	4.1	6	3	3	1	0	3	0	1	0	2	1.20	0	2.08	.333	18	22	0	0	0
Ray, Jason	1	1	2.25	3	0	0	0	0	0	4.0	4	5	1	0	0	3	0	2	0	1	0.67	0	1.75	.235	17	20	0	0	1
Souza, Justin	0	0	0.00	3	0	0	0	0	0	4.2	3	0	0	0	0	4	1	3	0	0	0.22	0	1.50	.188	16	21	1	1	0
Storey, Mickey	0	0	0.00	4	0	0	0	1	1	6.2	0	0	0	0	0	1	0	6	0	1	1.33	1	0.15	.000	20	21	0	1	2
Vaughan, Beau	0	0	6.00	3	0	0	0	2	2	3.0	6	4	2	0	0	0	0	4	0	0	0.00	0	2.00	.400	15	16	1	3	0
Team Total	6	3	2.93	9	9	0	0	3	3	80.0	72	35	26	1	4	40	2	64	0	7	1.31	9	1.40	.246	293	342	3	9	5

KEY: * - lefthanded hitter/pitcher, # - switch hitter

Visalia Rawhide (6-4) 5, Stockton Ports (4-5) 3
 April 17, 2010

	1	2	3	4	5	6	7	8	9	R	H	E
Visalia	1	2	2	0	0	0	0	0	0	5	9	1
Stockton	1	0	0	0	1	0	0	0	1	3	7	0

Visalia	AB	R	H	RBI	BB	SO	LOB	AVG	Stockton	AB	R	H	RBI	BB	SO	LOB	AVG
Navarro, SS	2	0	0	1	2	1	2	.233	Mitchell, J, CF	4	0	0	0	0	0	4	.306
Greer, 2B	5	0	1	0	0	2	3	.227	Green, DH	4	1	1	1	0	2	0	.333
Wheeler, R, 1B	4	1	2	0	0	0	2	.318	Parker, S, 3B	3	0	1	0	1	0	0	.259
Goldschmidt, DH	4	0	1	1	0	1	1	.366	Barfield, RF	4	0	0	0	0	3	2	.212
Krauss, LF	4	1	1	0	0	1	1	.382	Spina, 1B	3	0	0	0	1	0	2	.148
Marte, A, CF	3	1	1	2	1	0	0	.231	Ladendorf, SS	4	1	2	0	0	2	0	.263
Ford, C	4	1	1	0	0	1	0	.143	Keough, LF	4	1	1	0	0	1	2	.240
Greene, K, 3B	3	1	0	0	1	2	2	.400	Ortiz, R, C	2	0	0	0	1	1	3	.250
Kaczrowski, RF	4	0	2	1	0	1	1	.207	a-Paramore, PH	1	0	0	0	0	0	1	.208
Collmenter, P	0	0	0	0	0	0	0	.000	Christian, 2B	4	0	2	1	0	1	1	.158
Beltre, C, P	0	0	0	0	0	0	0	.000	Ramirez, An, P	0	0	0	0	0	0	0	.000
Mace, P	0	0	0	0	0	0	0	.000	Smyth, P	0	0	0	0	0	0	0	.000
Totals	33	5	9	5	4	9	12	.279	Thomas, Dan, P	0	0	0	0	0	0	0	.000
									Totals	33	3	7	2	3	10	15	.235

a-Grounded into a double play for Ortiz, R in the 9th.

BATTING

2B: Wheeler, R 2 (4, Ramirez, An, Ramirez, An), Goldschmidt (4, Ramirez, An), Kaczrowski (2, Ramirez, An), Greer (2, Ramirez, An).
3B: Krauss (2, Ramirez, An).
HR: Marte, A (1, 3rd inning off Ramirez, An, 1 on, 2 out).
TB: Greer 2; Wheeler, R 4; Goldschmidt 2; Krauss 3; Marte, A 4; Ford; Kaczrowski 3.
RBI: Goldschmidt (7), Kaczrowski (3), Navarro (5), Marte, A 2 (5).
2-out RBI: Goldschmidt; Marte, A 2.
Runners left in scoring position, 2 out: Krauss; Greer; Wheeler, R 2.
SF: Navarro.
GIDP: Greer.
Team RISP: 3-for-8.
Team LOB: 6.

FIELDING

E: Greer (1, missed catch).
PB: Ford 2 (2).
DP: 2 (Wheeler, R-Navarro-Wheeler, R, Navarro-Greer-Wheeler, R).

BATTING

HR: Green (1, 1st inning off Collmenter, 0 on, 1 out).
TB: Green 4; Parker, S; Ladendorf 2; Keough; Christian 2.
RBI: Green (4), Christian (1).
2-out RBI: Christian.
Runners left in scoring position, 2 out: Mitchell, J 2; Spina.
GIDP: Christian; Paramore.
Team RISP: 2-for-8.
Team LOB: 6.

BASERUNNING

SB: Keough (1, 2nd base off Collmenter/Ford).

FIELDING

Outfield assists: Keough (Marte, A at 3rd base), Mitchell, J (Wheeler, R at 3rd base).
DP: 2 (Mitchell, J-Ladendorf-Parker, S, Parker, S-Christian-Spina).

Visalia	IP	H	R	ER	BB	SO	HR	ERA	Stockton	IP	H	R	ER	BB	SO	HR	ERA
Collmenter (W, 2-0)	5.0	4	2	2	1	4	1	3.60	Ramirez, An (L, 0-2)	5.0	8	5	5	3	2	1	9.31
Beltre, C (H, 1)	2.0	2	0	0	1	4	0	9.00	Smyth	2.2	1	0	0	0	5	0	1.29
Mace (S, 1)	2.0	1	1	0	1	2	0	6.23	Thomas, Dan	1.1	0	0	0	1	2	0	0.00
Totals	9.0	7	3	2	3	10	1	4.60	Totals	9.0	9	5	5	4	9	1	3.39

Groundouts-flyouts: Collmenter 5-6, Beltre, C 0-2, Mace 3-1, Ramirez, An 7-5, Smyth 3-0, Thomas, Dan 1-0.

Batters faced: Collmenter 19, Beltre, C 9, Mace 8, Ramirez, An 24, Smyth 9, Thomas, Dan 5.

Umpires: HP: Mike Goebel. 1B: Ryan Blakney. 2B: . 3B: .

Weather: 71 degrees, clear.

Wind: 8 mph, Out to LF.

T: 2:47.

Att: 5,508.

Choose a highlighted category to sort. NOTE: Rate stats do not use qualifiers.

GI ---GAMES BY POSITION---

BATTERS	AVG	G	AB	R	H	2B	3B	HR	RBI	TB	BB	IBB	SO	SB	CS	OBP	SLG	OPS	SF	SAC	HBP	DP	1B	2B	3B	SS	OF	C	E	
Barfield, Jeremy	.212	9	33	3	7	1	0	1	8	11	5	0	5	0	0	.316	.333	.649	0	1	0	3	0	0	0	0	8	0	0	
* Christian, Jason	.158	6	19	2	3	0	0	0	1	3	5	0	5	0	1	.333	.158	.491	0	0	0	1	0	6	0	0	0	0	1	
Green, Grant	.333	9	39	7	13	2	1	1	4	20	2	0	10	1	1	.366	.513	.879	0	0	0	1	0	0	0	8	0	0	4	
Ka'aihue, Kala	.133	4	15	2	2	0	0	2	3	8	1	0	3	0	0	.188	.533	.721	0	0	0	1	3	0	0	0	0	0	0	
# Keough, Shane	.240	7	25	5	6	1	1	0	0	9	3	0	7	1	2	.345	.360	.705	0	0	1	0	0	0	0	0	7	0	0	
Ladendorf, Tyler	.263	5	19	2	5	0	0	0	1	5	2	0	6	0	0	.333	.263	.596	0	0	0	0	0	3	0	1	0	0	0	
* Mitchell, Jermaine	.306	9	36	6	11	3	1	0	2	16	6	0	7	1	2	.405	.444	.849	0	0	0	0	0	0	0	0	0	9	0	0
* Napoleon, Dusty	.000	1	3	0	0	0	0	0	0	0	0	0	3	0	0	.000	.000	.000	0	0	0	0	0	0	0	0	0	0	0	0
Ortiz, Ryan	.250	6	16	2	4	1	0	1	3	8	4	0	7	0	0	.400	.500	.900	0	0	0	0	0	0	0	0	0	0	5	0
# Paramore, Petey	.208	8	24	1	5	1	0	0	1	6	7	1	5	0	0	.387	.250	.637	0	0	0	2	0	0	0	0	0	0	4	0
* Parker, Stephen	.259	9	27	3	7	1	0	2	8	14	6	1	6	1	0	.371	.519	.890	2	0	0	0	0	0	8	0	0	0	1	
Spina, Michael	.148	8	27	3	4	1	0	1	2	8	7	0	9	0	0	.324	.296	.620	0	0	0	0	6	0	1	0	0	0	0	0
# Thomas, David	.182	3	11	1	2	1	0	0	2	3	1	0	2	0	0	.308	.273	.580	0	0	1	0	0	0	0	0	3	0	0	0
Team Total	.235	9	294	37	69	12	3	8	35	111	49	2	75	4	6	.346	.378	.723	2	1	2	8								8

PITCHERS	W	L	ERA	G	GS	CG	SHO	SV	SVO	IP	H	R	ER	HR	HB	BB	IBB	SO	BK	WP	GO/AO	DP	WHIP	AVG	AB	TBF	SF	GF	HLD
* Barham, Trey	1	0	2.70	4	0	0	0	0	1	6.2	5	2	2	0	0	1	0	7	0	0	3.33	1	0.90	.208	24	25	0	1	1
Deal, Scott	0	0	9.00	2	0	0	0	0	0	2.0	5	2	2	0	1	1	0	1	0	1	1.50	1	3.00	.500	10	12	0	0	0
Haviland, Shawn	1	0	0.87	2	2	0	0	0	0	10.1	7	1	1	0	1	3	0	7	1	0	0.77	0	0.97	.189	37	42	0	0	0
Hodsdon, Scott	0	1	1.93	3	0	0	0	0	0	4.2	5	2	1	1	0	2	0	6	0	1	3.50	0	1.50	.227	22	24	0	1	1
Murray, Justin	1	0	1.50	1	1	0	0	0	0	6.0	5	1	1	0	0	0	0	5	0	0	0.50	0	0.83	.227	22	22	0	0	0
Pina, Jose	0	0	0.00	3	0	0	0	0	0	4.2	2	0	0	0	0	1	0	5	0	0	0.60	0	0.64	.125	16	17	0	1	1
* Ramirez, Anivoris	0	2	9.31	2	2	0	0	0	0	9.2	16	10	10	2	0	5	0	2	0	0	1.89	2	2.17	.390	41	47	1	0	0
Sattler, Daniel	0	1	6.75	3	0	0	0	0	1	2.2	3	2	2	0	1	2	0	5	0	0	2.00	0	1.88	.273	11	14	0	3	0
* Sewell, Lance	0	0	0.00	2	0	0	0	0	0	4.0	3	0	0	0	0	0	0	3	0	0	0.60	1	0.75	.231	13	13	0	0	0
Smalley, Kenny	0	0	1.86	2	2	0	0	0	0	9.2	11	3	2	0	0	5	0	8	0	2	1.71	1	1.66	.289	38	43	0	0	0
Smith, Murphy	1	1	8.64	2	2	0	0	0	0	8.1	15	8	8	2	0	3	0	3	0	1	1.63	2	2.16	.395	38	41	0	0	0
Smyth, Paul	0	0	1.29	3	0	0	0	0	0	7.0	2	1	1	0	0	1	0	6	0	0	2.75	0	0.43	.087	23	24	0	0	1
Thomas, Daniel	0	0	0.00	3	0	0	0	1	1	4.0	1	0	0	0	0	3	0	5	0	1	0.50	0	1.00	.083	12	15	0	3	0
Team Total	4	5	3.39	9	9	0	0	1	3	79.2	80	32	30	5	3	27	0	63	1	6	1.37	8	1.34	.261	307	339	1	9	4

KEY: * - lefthanded hitter/pitcher, # - switch hitter

Cedar Rapids KERNELS (5-5) 14, Kane County COUGARS (5-5) 6
 April 17, 2010

	1	2	3	4	5	6	7	8	9	R	H	E
Cedar Rapids	0	4	0	5	0	3	0	2	0	14	15	1
Kane County	0	0	3	0	0	0	3	0	0	6	8	2

Cedar Rapids	AB	R	H	RBI	BB	SO	LOB	AVG	Kane County	AB	R	H	RBI	BB	SO	LOB	AVG
Trout, CF	3	1	1	2	3	0	0	.359	Crumbliss, 2B	1	1	0	1	4	0	0	.289
Long, LF	5	1	0	1	0	2	7	.263	Walton, DH	4	0	1	3	0	2	2	.289
Segura, 2B	5	1	2	2	0	1	0	.333	Richard, M, CF	5	0	0	0	0	2	6	.310
Wing, 2B	0	0	0	0	1	0	0	.286	Dixon, Ra, RF	5	0	2	2	0	1	3	.333
Ramirez, C	3	2	1	1	2	2	1	.259	Stassi, C	4	0	1	0	1	0	4	.273
Jimenez, Lu, 3B	6	3	2	0	0	0	3	.297	Hernandez, Fr, 1B	4	0	0	0	0	0	3	.167
Grichuk, RF	6	3	3	3	0	1	1	.257	House, LF	4	1	2	0	0	1	0	.308
Oliver, E, 1B	4	2	3	2	1	0	2	.278	Gil, SS	4	2	2	0	0	0	1	.167
Haerther, DH	4	0	3	2	1	0	2	.185	Leyja, 3B	3	2	0	0	1	1	1	.077
Younger, SS	4	1	0	0	1	2	7	.172	Marks, P	0	0	0	0	0	0	0	.000
Kehrer, T, P	0	0	0	0	0	0	0	.000	Lansford, P	0	0	0	0	0	0	0	.000
Hurst, P	0	0	0	0	0	0	0	.000	Schultz, P	0	0	0	0	0	0	0	.000
Bachanov, P	0	0	0	0	0	0	0	.000	Garcia, H, P	0	0	0	0	0	0	0	.000
Hellweg, P	0	0	0	0	0	0	0	.000	Totals	34	6	8	6	6	7	20	.240
Totals	40	14	15	13	9	8	23	.266									

BATTING

2B: Grichuk (4, Marks), Haerther (1, Lansford), Segura (3, Lansford).
HR: Oliver, E (1, 2nd inning off Marks, 1 on, 0 out).
TB: Trout; Segura 3; Ramirez; Jimenez, Lu 2; Grichuk 4; Oliver, E 6; Haerther 4.
RBI: Grichuk 3 (6), Oliver, E 2 (6), Trout 2 (4), Long (1), Segura 2 (6), Ramirez (4), Haerther 2 (2).
2-out RBI: Ramirez; Haerther; Trout.
Runners left in scoring position, 2 out: Long 5; Younger.
GIDP: Oliver, E.
Team RISP: 9-for-18.
Team LOB: 10.

BASERUNNING

SB: Trout (3, 2nd base off Marks/Stassi), Grichuk (2, 3rd base off Marks/Stassi).
CS: Haerther (1, 2nd base by Marks/Stassi).
PO: Segura (1st base by Lansford).

FIELDING

E: Younger (1, missed catch).
DP: (Kehrer, T-Segura-Younger-Oliver, E).

BATTING

3B: Dixon, Ra (2, Kehrer, T).
TB: Walton; Dixon, Ra 4; Stassi; House 2; Gil 2.
RBI: Walton 3 (10), Dixon, Ra 2 (6), Crumbliss (7).
2-out RBI: Dixon, Ra 2.
Runners left in scoring position, 2 out: Hernandez, Fr; Stassi 3.
SF: Walton.
GIDP: Hernandez, Fr.
Team RISP: 2-for-9.
Team LOB: 8.

FIELDING

E: Gil (3, throw), Crumbliss (2, fielding).
DP: 2 (Crumbliss-Gil-Hernandez, Fr, Stassi-Crumbliss).
Pickoffs: Lansford (Segura at 1st base).

Cedar Rapids	IP	H	R	ER	BB	SO	HR	ERA	Kane County	IP	H	R	ER	BB	SO	HR	ERA
Kehrer, T	2.2	3	3	3	4	1	0	4.76	Marks (L, 0-1)	3.1	6	9	9	4	4	1	10.13
Hurst (W, 2-0)	3.1	0	0	0	0	4	0	1.42	Lansford	1.2	3	2	1	3	2	0	1.59
Bachanov	2.0	4	3	2	1	1	0	2.84	Schultz	3.0	6	3	2	1	1	0	5.40
Hellweg	1.0	1	0	0	1	1	0	9.00	Garcia, H	1.0	0	0	0	1	1	0	5.40
Totals	9.0	8	6	5	6	7	0	2.94	Totals	9.0	15	14	12	9	8	1	4.67

Lansford pitched to 2 batters in the 6th.

WP: Marks.

Balk: Schultz.

HBP: Ramirez (by Marks), Long (by Marks).

Groundouts-flyouts: Kehrer, T 4-3, Hurst 2-4, Bachanov 4-1, Hellweg 0-2, Marks 1-4, Lansford 0-2, Schultz 6-1, Garcia, H 1-1.

Batters faced: Kehrer, T 14, Hurst 10, Bachanov 12, Hellweg 5, Marks 21, Lansford 10, Schultz 16, Garcia, H 4.

Inherited runners-scored: Hurst 2-0, Lansford 2-1, Schultz 2-2.

Umpires: HP: Asa Gaddy. 1B: Nick Lentz. 2B: . 3B: .

Weather: 59 degrees, clear.

Wind: 18 mph, L to R.

T: 3:11.

Att: 5,328.

Choose a highlighted category to sort. NOTE: Rate stats do not use qualifiers.

		GI ---GAMES BY POSITION---																													
BATTERS		AVG	G	AB	R	H	2B	3B	HR	RBI	TB	BB	IBB	SO	SB	CS	OBP	SLG	OPS	SF	SAC	HBP	DP	1B	2B	3B	SS	OF	C	E	
	Affinto, Christopher	.125	7	24	2	3	1	0	0	1	4	5	0	8	0	0	.276	.167	.443	0	0	0	0	0	0	0	0	0	0	2	1
*	Aliotti, Anthony	.150	7	20	3	3	2	0	0	2	5	7	0	7	1	0	.370	.250	.620	0	0	0	0	0	7	0	0	0	0	0	1
*	Crumbless, Conner	.289	10	38	9	11	3	0	0	7	14	11	0	4	2	1	.449	.368	.817	0	0	0	1	0	10	0	0	0	0	2	
	Dixon, Rashun	.333	9	33	4	11	2	2	0	6	17	5	0	7	2	0	.436	.515	.951	0	0	1	0	0	0	0	0	9	0	0	
	Gil, Leonardo	.167	8	30	3	5	2	0	0	3	7	1	0	8	0	1	.188	.233	.421	1	0	0	2	0	0	6	2	0	0	3	
#	Gilmartin, Michael	.160	8	25	4	4	0	0	0	2	4	6	0	10	1	0	.323	.160	.483	0	0	0	2	0	0	0	8	0	0	1	
	Hernandez, Franklin	.167	3	12	2	2	0	0	0	1	2	1	0	3	0	0	.231	.167	.397	0	0	0	1	3	0	0	0	0	0	0	
	House, Tyreace	.308	5	13	5	4	0	0	0	2	4	3	0	4	1	0	.438	.308	.745	0	0	0	0	0	0	0	0	3	0	0	
	Levia, Nino	.077	4	13	4	1	0	0	0	0	1	2	0	4	0	0	.200	.077	.277	0	0	0	1	0	0	4	0	0	0	0	
	Nunez, Juan	.250	2	4	0	1	0	0	0	0	1	1	0	1	0	0	.400	.250	.650	0	0	0	0	0	0	0	0	0	2	0	
	Richard, Myrio	.310	10	42	6	13	6	1	1	9	24	6	0	4	0	1	.396	.571	.967	0	0	0	0	0	0	0	0	9	0	1	
	Stassi, Max	.273	9	33	5	9	3	0	2	8	18	4	0	11	0	0	.359	.545	.904	1	0	1	1	0	0	0	0	0	7	1	
	Walton, Kent	.289	10	38	6	11	4	0	1	10	18	6	0	9	2	0	.370	.474	.843	2	0	0	1	0	0	0	0	9	0	0	
	Team Total	.240	10	325	53	78	23	3	4	51	119	58	0	80	9	3	.355	.366	.721	4	0	2	9							12	
PITCHERS		W	L	ERA	G	GS	CG	SHO	SV	SVO	IP	H	R	ER	HR	HB	BB	IBB	SO	BK	WP	GO/AO	DP	WHIP	AVG	AB	TBF	SF	GF	HLD	
	Garcia, Hector	0	1	5.40	4	0	0	0	0	1	5.0	3	3	3	0	1	6	0	4	0	1	2.67	0	1.80	.167	18	25	0	3	1	
	Gilliam, Robert	0	1	8.31	2	2	0	0	0	0	8.2	8	8	8	1	0	7	0	2	0	3	0.92	0	1.73	.258	31	40	2	0	0	
	Guzman, Jose	1	0	0.00	3	0	0	0	0	0	4.0	1	0	0	0	0	1	0	4	0	0	2.50	0	0.50	.083	12	14	0	3	0	
	Hoehn, Connor	1	0	2.25	3	0	0	0	0	0	8.0	7	3	2	0	0	2	0	11	0	1	1.17	0	1.13	.226	31	33	0	0	0	
*	Huttenlocker, Anthony	1	0	0.00	2	0	0	0	0	0	2.0	0	0	0	0	0	1	0	2	0	0	1.00	0	0.50	.000	6	7	0	1	0	
	Joseph, Jonathan	0	0	3.00	1	1	0	0	0	0	3.0	3	1	1	0	0	1	0	4	0	3	0.25	0	1.33	.250	12	13	0	0	0	
*	Krol, Ian	0	1	9.53	2	1	0	0	0	0	5.2	8	6	6	0	0	4	1	5	0	0	1.75	0	2.12	.348	23	28	0	1	0	
	Lansford, Josh	0	0	1.59	4	0	0	0	0	0	5.2	6	2	1	0	0	3	0	5	0	0	0.83	0	1.59	.273	22	25	0	1	1	
*	Marks, Justin	0	1	10.13	2	2	0	0	0	0	8.0	9	11	9	1	2	8	0	9	0	1	0.40	0	2.13	.265	34	44	0	0	0	
	Mederos, Christopher	1	1	0.71	2	2	0	0	0	0	12.2	7	2	1	0	0	4	0	9	0	0	2.63	0	0.87	.156	45	50	0	0	0	
*	Quigley, Ryan	0	0	9.00	2	0	0	0	0	0	5.0	11	6	5	2	0	1	0	6	0	1	0.80	0	2.40	.407	27	28	0	1	0	
	Schultz, Bo	0	0	5.40	3	0	0	0	0	0	8.1	7	6	5	0	1	5	0	4	1	0	3.20	2	1.44	.226	31	38	1	0	0	
	Straily, Daniel	1	0	3.38	2	2	0	0	0	0	10.2	11	4	4	1	0	3	0	8	0	2	1.40	0	1.31	.262	42	46	1	0	0	
	Team Total	5	5	4.67	10	10	0	0	0	1	86.2	81	52	45	5	4	46	1	73	1	12	1.36	2	1.47	.243	334	391	4	10	2	

KEY: * - lefthanded hitter/pitcher, # - switch hitter

Oakland Athletics
 Organization Leaders
 (As of 04/18/2010 01:33 AM EDT)

BATTING TOP 10 (minimum 2.7 PA/team game)

BATTER	CLUB	AVG	G	AB	R	H	HR	RBI
Carson, Matt	SAC	.350	10	40	9	14	0	0
Brown, Corey	MID	.345	7	29	6	10	1	8
Weeks, Jemile	MID	.343	9	35	6	12	0	2
Dixon, Rashun	KC	.333	9	33	4	11	0	6
Green, Grant	STK	.333	9	39	7	13	1	4
Carter, Chris	SAC	.313	8	32	6	10	2	6
Valdez, Alex	MID	.310	8	29	8	9	1	8
Richard, Myrio	KC	.310	10	42	6	13	1	9
Mitchell, Jermaine	STK	.306	9	36	6	11	0	2
Wimberly, Corey	SAC	.297	9	37	4	11	0	3

PITCHING TOP 10 (minimum 0.8 IP/team game)

PITCHER	CLUB	W-L	ERA	IP	H	BB	SO
Mazzaro, Vin	SAC	1-0	0.00	10.1	5	3	12
Mederos, Christopher	KC	1-1	0.71	12.2	7	4	9
Haviland, Shawn	STK	1-0	0.87	10.1	7	3	7
Capra, Anthony	MID	1-1	1.86	9.2	5	6	9
Smalley, Kenny	STK	0-0	1.86	9.2	11	5	8
Hoehn, Connor	KC	1-0	2.25	8.0	7	2	11
Banwart, Travis	MID	2-0	2.53	10.2	9	5	5
Hernandez, Carlos	MID	1-0	2.79	9.2	9	5	7
Godfrey, Graham	SAC	0-0	3.38	10.2	7	8	4
Straily, Daniel	KC	1-0	3.38	10.2	11	3	8

HOME RUNS

7 others tied at 2.

WINS

Banwart, Travis	MID	2
Mortensen, Clay	SAC	2
18 others tied at 1.		

RBI

McPherson, Dallas	SAC	12
Walton, Kent	KC	10
Kleen, Steve	MID	9
Richard, Myrio	KC	9
6 others tied at 8.		

SAVES

Rodriguez, Henry	SAC	2
Vaughan, Beau	MID	2
4 others tied at 1.		

STOLEN BASES

Wimberly, Corey	SAC	4
Miller, Jai	SAC	3
8 others tied at 2.		

STRIKEOUTS

Mazzaro, Vin	SAC	12
Mortensen, Clay	SAC	12
Hoehn, Connor	KC	11
Figueroa, Pedro	MID	10
3 others tied at 9.		

TEAM STATISTICS

TEAM BATTING	AVG	AB	R	H	HR	BB	SO	SB	CS	TEAM PITCHING	W-L	ERA	H	CG	SHO	SV	HR	BB	SO
Sacramento	.259	340	51	88	9	29	74	10	4	Sacramento	7-3	2.90	76	0	2	4	4	37	73
Midland	.254	295	50	75	6	30	68	11	6	Midland	6-3	2.93	72	0	0	3	1	40	64
Kane County	.240	325	53	78	4	58	80	9	3	Stockton	4-5	3.39	80	0	0	1	5	27	63
Stockton	.235	294	37	69	8	49	75	4	6	Kane County	5-5	4.67	81	0	0	0	5	46	73