




OAKLAND ATHLETICS

Minor League Report

Oakland Athletics Baseball Company • 7000 Coliseum Way • Oakland, CA 94621
510-638-4900 • Public Relations Facsimile 510-562-1633 • www.oaklandathletics.com

Friday, May 7, 2010




SACRAMENTO RIVER CATS
Triple-A – Pacific Coast League
Manager: Tony DeFrancesco

Yesterday: Loss vs. Salt Lake, 5-4 **Standing:** 12-16, 4th, 5.5 GB
Today: vs. Colorado Springs 7:05 pm PT
Probables: LHP Lenny DiNardo (1-3, 4.50) vs. RHP Jason Hammel (0-0, 0.00)

River Cats Notables

- **IF Eric Sogard** went 3 for 4 yesterday to extend his hitting streak to 10 games...is batting .463 (19 for 41) with six multiple-hit games over that span.
- **OF Jack Cust** leads the Pacific Coast League with 25 walks and ranks fourth in on-base percentage (.448).
- **OF Michael Taylor** is tied for second in triples with four.
- **OF Corey Wimberly** ranks fourth in steals with nine.



KANE COUNTY COUGARS
Single-A – Midwest League
Manager: Aaron Nieckula

Yesterday: Win at Burlington, 7-4 **Standing:** 14-14, T-4th, 4.0 GB
Today: vs. Peoria 11:30 am CT
Probables: TBA vs. RHP Trey McNutt (1-0, 1.57)

Cougars Notables

- **IF Anthony Aliotti** had his five-game hitting streak snapped and is now batting .400 (10 for 25) over his past six games...ranks third in the Midwest League with a .442 on-base percentage.
- **IF Conner Crumbliss** is tied for first with 30 walks.
- **RHP Connor Hoehn** ranks third in WHIP (0.83) and opponents batting average (.169).



MIDLAND ROCKHOUNDS
Double-A – Texas League
Manager: Darren Bush

Yesterday: Loss vs. Corpus Christi, 3-1 **Standing:** 15-12, T-1st, -- GB
Today: vs. Corpus Christi 7:00 pm CT
Probables: LHP Pedro Figueroa (1-1, 2.73) vs. RHP Jordan Lyles (2-2, 2.48)

RockHounds Notables

- **RHP Travis Banwart** is tied for second in the Texas League in wins (4) and innings pitched (35.0).
- **LHP Anthony Capra** is first in opponents batting average (.174, 15 for 86), fourth in WHIP (1.04) and eighth among starting pitchers with a 2.77 ERA.
- **LHP Pedro Figueroa** is seventh among starters with a 2.73 ERA.
- **IF Alex Valdez** is tied for first in hits (32), doubles (9) and extra-base hits (15), is second in triples (4) and total bases (55), tied for second in runs scored (18), is third in slugging (.539) and is fifth in hitting (.314, 32 for 102).



VANCOUVER CANADIANS
Single-A (Short Season) – Northwest League
Manager: Rick Magnante

Season begins June 18 at Eugene




STOCKTON PORTS
Single-A – California League
Manager: Steve Scarsone

Yesterday: Loss vs. Stockton, 7-5 **Standing:** 12-15, 3rd, 4.0 GB
Today: at Bakersfield 7:15 pm PT
Probables: RHP Kenny Smalley (2-1, 4.28) vs. RHP Wilfredo Boscan (1-4, 5.46)

Ports Notables

- **IF Grant Green** went 5 for 5 yesterday...has hit safely in five of his past seven games and is batting .343 (11 for 32) over that span.
- **IF Josh Horton** is on a six-game hitting streak and is batting .440 (11 for 25) during the streak.
- **IF Stephen Parker** ranks first in the California League in home runs (6) and walks (23).
- **RHP Shawn Haviland** is fifth in WHIP (1.18) and seventh among starting pitchers with a 2.51 ERA



ARIZONA A'S
Rookie – Arizona League
Manager: Marcus Jensen

Season begins June 21 at Angels

MINOR LEAGUE TRANSACTIONS

May 4 Optioned Steve Tolleson from OAK to SAC
May 4 Reinstated Andrew Carignan from the DL and transferred him from MID to STO
May 4 Transferred Max Peterson from VAN to KC
May 5 Optioned Vin Mazzaro from OAK to SAC
May 5 Recalled Henry Rodriguez from SAC to OAK

Salt Lake Bees (14-12) 5, Sacramento River Cats (12-16) 4
 May 6, 2010

	1	2	3	4	5	6	7	8	9	R	H	E
Salt Lake	0	0	4	0	0	0	0	1	0	5	6	3
Sacramento	0	0	0	0	0	1	0	0	3	4	8	3

Salt Lake	AB	R	H	RBI	BB	SO	LOB	AVG	Sacramento	AB	R	H	RBI	BB	SO	LOB	AVG
Bourjos, CF	3	1	0	0	2	1	2	.266	Wimberly, LF	5	1	1	1	0	0	1	.266
Frandsen, 2B	5	1	1	0	0	0	0	.281	Tolleson, DH	3	0	2	0	1	0	1	.352
Ryan, DH	5	1	0	0	0	1	1	.351	Carter, 1B	4	0	0	0	0	3	4	.242
Aldridge, C, LF	4	0	2	1	1	1	0	.306	Cust, RF	2	0	1	0	2	1	1	.266
Trumbo, 1B	4	0	1	2	0	1	3	.313	Cardenas, 3B	4	1	0	0	0	0	4	.148
Sutton, 3B	2	1	0	0	2	0	1	.286	Sogard, 2B	4	1	3	0	0	0	0	.292
Gorneault, RF	4	0	0	0	0	1	2	.105	Brown, C, CF	4	1	1	3	0	0	2	.179
Patchett, SS	3	1	1	0	1	0	1	.247	Recker, C	4	0	0	0	0	1	2	.171
Walker, B, C	3	0	1	1	1	2	2	.231	Affronti, SS	3	0	0	0	0	0	0	.275
O'Sullivan, P	0	0	0	0	0	0	0	.000	a-Taylor, M, PH	1	0	0	0	0	0	0	.226
Thompson, R, P	0	0	0	0	0	0	0	.000	Godfrey, P	0	0	0	0	0	0	0	.000
Hill, P	0	0	0	0	0	0	0	.000	Hunton, P	0	0	0	0	0	0	0	.000
Cassevah, P	0	0	0	0	0	0	0	.000	Bowers, P	0	0	0	0	0	0	0	.000
Totals	33	5	6	4	7	7	12	.276	Demel, P	0	0	0	0	0	0	0	.000
									Totals	34	4	8	4	3	5	15	.250

a-Reached on error for Affronti in the 9th.

BATTING

2B: Aldridge, C (5, Godfrey).
 TB: Frandsen; Aldridge, C 3; Trumbo; Patchett; Walker, B.
 RBI: Aldridge, C (24), Trumbo 2 (20), Walker, B (3).
 2-out RBI: Walker, B.
 Runners left in scoring position, 2 out: Trumbo 2.
 Team RISP: 3-for-8.
 Team LOB: 8.

BATTING

HR: Wimberly (1, 6th inning off O'Sullivan, 0 on, 0 out), Brown, C (2, 9th
 inning off Hill, 2 on, 1 out).
 TB: Wimberly 4; Tolleson 2; Cust; Sogard 3; Brown, C 4.
 RBI: Wimberly (9), Brown, C 3 (9).
 Runners left in scoring position, 2 out: Cust.
 GIDP: Cardenas 2; Recker.
 Team RISP: 1-for-4.
 Team LOB: 6.

BASERUNNING

SB: Sutton (4, 2nd base off Bowers/Recker).
 CS: Bourjos (2, 2nd base by Hunton/Recker).

FIELDING

E: Cardenas (2, fielding), Godfrey (1, throw), Sogard (3, throw).
 Outfield assists: Brown, C (Aldridge, C at 3rd base).

FIELDING

E: Trumbo (2, missed catch), O'Sullivan (1, pickoff), Sutton (1, fielding).
 DP: 3 (Trumbo-Patchett-Trumbo, Frandsen-Patchett-Trumbo, Sutton-
 Frandsen-Trumbo).

Salt Lake	IP	H	R	ER	BB	SO	HR	ERA	Sacramento	IP	H	R	ER	BB	SO	HR	ERA
O'Sullivan (W, 3-2)	7.0	4	1	1	3	4	1	4.21	Godfrey (L, 1-2)	5.0	3	4	0	4	2	0	3.86
Thompson, R	1.0	1	0	0	0	1	0	0.00	Hunton	2.0	2	0	0	2	1	0	3.14
Hill	0.1	3	3	3	0	0	1	5.40	Bowers	1.0	1	1	1	1	2	0	2.63
Cassevah (S, 1)	0.2	0	0	0	0	0	0	4.00	Demel	1.0	0	0	0	0	2	0	1.29
Totals	9.0	8	4	4	3	5	2	4.84	Totals	9.0	6	5	1	7	7	0	3.37

IBB: Aldridge, C (by Hunton).

Pitches-strikes: O'Sullivan 101-60, Thompson, R 17-11, Hill 21-12, Cassevah 12-7, Godfrey 105-62, Hunton 37-22, Bowers 21-12, Demel 14-8.

Groundouts-flyouts: O'Sullivan 11-6, Thompson, R 0-2, Hill 1-0, Cassevah 2-0, Godfrey 5-7, Hunton 4-0, Bowers 0-1, Demel 1-0.

Batters faced: O'Sullivan 26, Thompson, R 4, Hill 4, Cassevah 3, Godfrey 23, Hunton 9, Bowers 5, Demel 3.

Umpires: HP: Matt Schaufert. 1B: Chris Tiller. 2B: Jason Millsap. 3B: Mike Muchlinski.

Weather: 72 degrees, clear.

Wind: 15 mph, In from LF.

T: 3:06.

Att: 6,991.

Choose a highlighted category to sort. NOTE: Rate stats do not use qualifiers.

		GI ---GAMES BY POSITION---																													
<u>BATTERS</u>		<u>AVG</u>	<u>G</u>	<u>AB</u>	<u>R</u>	<u>H</u>	<u>2B</u>	<u>3B</u>	<u>HR</u>	<u>RBI</u>	<u>TB</u>	<u>BB</u>	<u>IBB</u>	<u>SO</u>	<u>SB</u>	<u>CS</u>	<u>OBP</u>	<u>SLG</u>	<u>OPS</u>	<u>SF</u>	<u>SAC</u>	<u>HBP</u>	<u>DP</u>	<u>1B</u>	<u>2B</u>	<u>3B</u>	<u>SS</u>	<u>OF</u>	<u>C</u>	<u>E</u>	
	Affronti, Michael	.275	14	51	5	14	3	0	0	3	17	0	0	8	0	0	.275	.333	.608	0	1	0	0	0	0	0	0	14	0	0	1
*	Brown, Corey	.179	16	56	8	10	2	1	2	9	20	1	0	15	1	0	.193	.357	.550	0	0	0	0	0	0	0	0	16	0	1	
*	Cardenas, Adrian	.148	7	27	2	4	0	0	0	1	4	0	0	7	0	0	.148	.148	.296	0	1	0	2	0	1	6	0	0	0	2	
	Carson, Matt	.333	16	63	12	21	4	2	0	7	29	6	0	12	4	1	.391	.460	.852	0	0	0	3	0	0	0	0	16	0	0	
	Carter, Chris	.242	26	99	18	24	4	0	6	18	46	15	0	30	0	0	.348	.465	.812	0	0	1	2	26	0	0	0	1	0	6	
*	Cust, Jack	.266	25	79	13	21	3	0	4	14	36	25	1	20	0	0	.448	.456	.903	0	0	1	1	0	0	0	0	8	0	1	
	Donaldson, Josh	.269	18	67	11	18	5	0	4	19	35	6	0	16	0	0	.320	.522	.842	2	0	0	4	1	0	1	0	0	13	4	
	Jernigan, Ryne		1	0	0	0	0	0	0	0	0	0	0	0	0	0				0	0	0	0	0	0	0	0	0	0	0	
	Ladendorf, Tyler	.100	4	10	0	1	1	0	0	0	2	1	0	2	0	0	.182	.200	.382	0	0	0	0	0	1	3	0	0	0	0	
*	McPherson, Dallas	.259	7	27	3	7	1	1	2	12	16	1	0	12	0	0	.310	.593	.903	0	0	1	0	1	0	5	0	0	0	0	
1	Miller, Jai	.118	10	34	2	4	0	0	0	1	4	3	0	19	3	0	.189	.118	.307	0	0	0	0	0	0	0	0	10	0	0	
*	Napoleon, Dusty	.125	3	8	1	1	0	0	1	1	4	2	0	2	0	0	.300	.500	.800	0	0	0	0	0	0	0	0	0	3	0	
#	Powell, Landon	.222	8	27	4	6	2	0	1	2	11	6	0	5	0	0	.364	.407	.771	0	0	0	1	2	0	0	0	0	4	1	
	Recker, Anthony	.171	10	35	2	6	1	0	0	1	7	2	0	9	0	0	.216	.200	.416	0	0	0	1	0	0	0	0	0	9	3	
*	Sogard, Eric	.292	27	96	13	28	4	0	0	8	32	7	0	12	1	2	.337	.333	.670	1	1	0	1	0	25	0	0	0	0	3	
	Taylor, Michael	.226	28	106	15	24	7	4	2	18	45	9	1	21	3	1	.293	.425	.718	0	0	1	5	0	0	0	0	25	0	3	
	Tolleson, Steven	.352	18	54	9	19	5	0	1	8	27	9	0	10	0	2	.462	.500	.962	0	1	2	1	0	1	8	8	0	0	6	
#	Wimberly, Corey	.266	26	109	19	29	1	1	1	9	35	5	0	14	9	2	.322	.321	.643	0	3	4	1	0	1	8	7	12	0	5	
	Team Total	.250	28	948	137	237	43	9	24	131	370	98	2	214	21	8	.326	.390	.716	3	7	10	22							38	
<u>PITCHERS</u>		<u>W</u>	<u>L</u>	<u>ERA</u>	<u>G</u>	<u>GS</u>	<u>CG</u>	<u>SHO</u>	<u>SV</u>	<u>SVO</u>	<u>IP</u>	<u>H</u>	<u>R</u>	<u>ER</u>	<u>HR</u>	<u>HB</u>	<u>BB</u>	<u>IBB</u>	<u>SO</u>	<u>BK</u>	<u>WP</u>	<u>GO/AO</u>	<u>DP</u>	<u>WHIP</u>	<u>AVG</u>	<u>AB</u>	<u>TBF</u>	<u>SF</u>	<u>GF</u>	<u>HLD</u>	
	Benacka, Michael	1	2	5.25	9	0	0	0	0	1	12.0	7	8	7	2	1	8	0	14	0	1	1.44	1	1.25	.167	42	52	0	2	1	
*	Bowers, Cedrick	1	1	2.63	12	0	0	0	0	1	13.2	8	4	4	0	1	7	0	18	0	0	0.77	1	1.10	.167	48	57	0	2	3	
	Cahill, Trevor	1	0	1.04	2	2	0	0	0	0	8.2	7	3	1	0	0	5	0	8	0	1	1.00	2	1.38	.226	31	36	0	0	0	
	Demel, Sam	1	0	1.29	10	0	0	0	3	3	14.0	13	4	2	1	0	4	0	17	0	1	1.18	0	1.21	.241	54	59	1	6	0	
*	DiNardo, Lenny	1	3	4.50	5	5	0	0	0	0	24.0	31	17	12	3	2	8	1	14	0	0	1.45	4	1.63	.316	98	109	0	0	0	
	Godfrey, Graham	1	2	3.86	6	5	0	0	0	0	30.1	26	20	13	2	1	19	1	22	0	1	0.50	2	1.48	.234	111	136	3	1	0	
	Hernandez, Fernando	0	1	3.09	8	1	0	0	1	2	11.2	16	8	4	1	1	4	0	8	0	4	0.93	1	1.71	.314	51	57	1	3	0	
	Hunton, Jon	1	0	3.14	11	0	0	0	0	0	14.1	15	6	5	3	0	5	1	8	0	0	0.79	1	1.40	.263	57	62	0	2	2	
*	Kilby, Brad	0	0	1.69	5	0	0	0	0	0	5.1	4	1	1	0	1	2	0	7	0	0	0.80	0	1.13	.200	20	23	0	1	2	
	Mazzaro, Vin	1	1	2.59	5	4	0	0	0	0	24.1	22	9	7	1	2	12	0	27	0	1	1.32	1	1.40	.239	92	107	0	0	0	
	McBeth, Marcus	0	1	6.00	9	0	0	0	0	2	9.0	9	9	6	1	0	10	0	8	0	2	0.90	2	2.11	.257	35	46	1	3	3	
	Middleton, Kyle	1	3	5.02	6	3	0	0	0	0	28.2	35	18	16	3	0	14	0	14	0	2	1.44	4	1.71	.318	110	126	0	0	1	
	Mortensen, Clay	3	1	3.98	5	5	0	0	0	0	31.2	35	21	14	3	0	9	0	24	0	3	2.42	4	1.39	.292	120	133	2	0	0	
	Ramirez, Edwar	0	0	6.75	3	0	0	0	0	0	4.0	5	3	3	1	0	1	0	2	0	1	0.67	0	1.50	.313	16	18	0	1	0	
	Rodriguez, Henry	0	1	0.00	8	0	0	0	3	4	9.1	3	2	0	0	0	3	0	14	0	2	0.63	0	0.64	.100	30	34	1	7	1	
	Wuert, Michael	0	0	0.00	4	3	0	0	0	0	4.2	4	0	0	0	1	3	0	3	0	0	1.20	1	1.50	.235	17	21	0	0	1	
	Team Total	12	16	3.37	28	28	0	2	7	13	245.2	240	133	92	21	10	114	3	208	0	19	1.10	24	1.44	.258	932	1076	9	28	14	

KEY: * - lefthanded hitter/pitcher, # - switch hitter

Corpus Christi Hooks (12-15) 3, Midland RockHounds (15-12) 1
May 6, 2010

	1	2	3	4	5	6	7	8	9	R	H	E
Corpus Christi	0	0	1	0	0	2	0	0	0	3	6	0
Midland	0	0	0	0	1	0	0	0	0	1	3	2

Corpus Christi	AB	R	H	RBI	BB	SO	LOB	AVG	Midland	AB	R	H	RBI	BB	SO	LOB	AVG
Steele, CF	5	0	3	0	0	0	0	.245	Weeks, 2B	1	0	0	0	0	0	0	.304
Shuck, LF	4	0	0	1	1	0	3	.233	Richard, M, 2B	2	0	0	0	1	0	3	.174
Duran, 2B	3	0	1	0	1	0	1	.293	Sulentic, CF	4	0	1	0	0	1	1	.226
Clemens, 1B	1	1	0	0	3	0	2	.253	Valdez, A, 3B	4	0	0	0	0	1	1	.314
Van Ostrand, DH	4	1	1	0	0	0	4	.236	Peterson, S, LF	3	1	0	0	1	1	0	.223
Gaston, RF	3	0	0	1	0	1	0	.203	Gilbert, DH	3	0	0	0	1	1	0	.286
Cabral, SS	3	0	0	0	1	1	0	.302	Kleen, 1B	3	0	0	0	0	1	2	.247
Santangelo, C	4	0	0	0	0	1	1	.244	Chen, Y, SS	2	0	1	1	1	1	0	.159
Garciaparra, 3B	3	1	1	0	0	0	0	.250	Carter, Y, C	3	0	1	0	0	1	1	.221
a-Cook, D, PH	1	0	0	0	0	0	0	.250	Mitchell, J, RF	2	0	0	0	1	1	0	.261
Florentino, 3B	0	0	0	0	0	0	0	.178	Hernandez, C, P	0	0	0	0	0	0	0	.000
Lumsden, P	0	0	0	0	0	0	0	1.000	Gordon, P	0	0	0	0	0	0	0	.000
Villar, P	0	0	0	0	0	0	0	1.000	Ray, J, P	0	0	0	0	0	0	0	.000
Meszaros, P	0	0	0	0	0	0	0	.000	Lansford, P	0	0	0	0	0	0	0	.000
Totals	31	3	6	2	6	3	11	.241	Friend, P	0	0	0	0	0	0	0	.000
									Totals	27	1	3	1	5	8	8	.251

a-Popped out for Garciaparra in the 9th.

BATTING

2B: Steele (2, Friend).

TB: Steele 4; Duran; Van Ostrand; Garciaparra.

RBI: Shuck (7), Gaston (5).

Runners left in scoring position, 2 out: Van Ostrand 2; Clemens; Shuck.

SF: Gaston.

Team RISP: 0-for-5.

Team LOB: 8.

BASERUNNING

CS: Shuck (3, 2nd base by Hernandez, C/Carter, Y).

PO: Shuck (1st base by Hernandez, C).

FIELDING

Outfield assists: Gaston (Sulentic at 1st base).

DP: 3 (Cabral-Duran-Clemens 2, Gaston-Clemens).

BATTING

TB: Sulentic; Chen, Y; Carter, Y.

RBI: Chen, Y (9).

2-out RBI: Chen, Y.

Runners left in scoring position, 2 out: Richard, M 2.

GIDP: Carter, Y; Kleen.

Team RISP: 1-for-3.

Team LOB: 4.

FIELDING

E: Richard, M (2, throw), Sulentic (2, fielding).

Pickoffs: Hernandez, C (Shuck at 1st base).

Corpus Christi	IP	H	R	ER	BB	SO	HR	ERA	Midland	IP	H	R	ER	BB	SO	HR	ERA
Lumsden (W, 2-0)	6.0	3	1	1	4	1	0	3.04	Hernandez, C	3.0	3	1	1	3	1	0	2.51
Villar (H, 3)	2.0	0	0	0	1	5	0	0.53	Gordon (L, 1-1)	2.2	1	2	0	1	0	0	6.39
Meszaros (S, 4)	1.0	0	0	0	0	2	0	1.46	Ray, J	1.1	1	0	0	2	0	0	4.15
Totals	9.0	3	1	1	5	8	0	3.25	Lansford	1.0	0	0	0	0	2	0	3.68
									Friend	1.0	1	0	0	0	0	0	2.63
									Totals	9.0	6	3	1	6	3	0	3.46

Pitches-strikes: Lumsden 63-34, Villar 28-17, Meszaros 16-10, Hernandez, C 44-21, Gordon 43-26, Ray, J 25-11, Lansford 17-11, Friend 11-7.

Groundouts-flyouts: Lumsden 13-3, Villar 1-0, Meszaros 1-0, Hernandez, C 3-2, Gordon 2-4, Ray, J 2-2, Lansford 1-0, Friend 1-2.

Batters faced: Lumsden 22, Villar 7, Meszaros 3, Hernandez, C 14, Gordon 10, Ray, J 7, Lansford 3, Friend 4.

Umpires: HP: Seth Buckminster. 1B: Brad Myers. 2B: . 3B: Kellen Levy.

Weather: 99 degrees, clear.

Wind: 25 mph, R to L.

T: 2:28.

Att: 4,084.

Choose a highlighted category to sort. NOTE: Rate stats do not use qualifiers.

GI ---GAMES BY POSITION---

BATTERS	AVG	G	AB	R	H	2B	3B	HR	RBI	TB	BB	IBB	SO	SB	CS	OBP	SLG	OPS	SF	SAC	HBP	DP	1B	2B	3B	SS	OF	C	E
Affronti, Michael	.231	4	13	0	3	0	0	0	0	3	0	0	5	0	1	.286	.231	.516	0	0	1	0	0	0	0	4	0	0	0
* Brown, Corey	.313	8	32	5	10	2	0	1	7	15	1	0	10	1	0	.324	.469	.792	1	0	0	0	0	0	0	0	7	0	0
Carter, Yusuf	.221	21	68	7	15	2	0	0	2	17	5	1	19	3	0	.270	.250	.520	1	0	0	3	4	0	0	0	1	14	4
Chen, Yung Chi	.159	23	82	9	13	4	2	0	9	21	4	0	13	0	0	.193	.256	.449	2	1	0	2	0	0	1	20	0	0	3
Gilbert, Archie	.286	25	91	17	26	9	0	4	18	47	11	0	19	8	4	.375	.516	.891	0	0	2	0	0	0	0	0	19	0	0
Kleen, Steve	.247	24	81	9	20	3	0	4	17	35	13	1	19	1	1	.357	.432	.789	2	0	2	2	21	0	1	0	1	0	2
* Mitchell, Jermaine	.261	14	46	7	12	1	3	0	5	19	6	0	14	1	3	.358	.413	.772	0	0	1	1	0	0	0	0	10	0	2
Ortiz, Gabriel	.294	5	17	1	5	2	0	0	4	7	1	0	4	1	1	.368	.412	.780	0	0	1	0	1	0	0	0	0	5	0
* Peterson, Shane	.223	26	94	17	21	6	0	1	10	30	13	0	25	4	0	.336	.319	.655	2	0	4	2	2	0	0	0	22	0	0
Recker, Anthony	.211	11	38	8	8	1	0	1	3	12	7	0	12	1	0	.362	.316	.677	0	0	2	0	1	0	0	0	0	9	0
Richard, Michael	.174	8	23	1	4	0	0	0	1	4	4	0	4	1	0	.296	.174	.470	0	0	0	0	0	3	0	3	0	0	1
* Sulentic, Matthew	.226	26	93	14	21	0	1	1	11	26	15	0	23	4	3	.330	.280	.610	3	3	1	3	0	0	0	0	22	0	2
# Thomas, David	.333	1	3	1	1	1	0	0	2	2	0	0	1	0	0	.333	.667	1.000	0	0	0	0	0	0	0	0	1	0	0
# Valdez, Alex	.314	26	102	18	32	9	4	2	19	55	8	1	26	3	0	.366	.539	.905	1	0	1	2	0	0	26	0	0	0	4
# Weeks, Jemile	.304	26	102	18	31	7	3	2	13	50	8	0	19	5	4	.368	.490	.859	1	0	3	0	0	26	0	0	0	0	4
Team Total	.251	27	885	132	222	47	13	16	121	343	96	3	213	33	17	.332	.388	.720	13	4	18	15							24

PITCHERS	W	L	ERA	G	GS	CG	SHO	SV	SVO	IP	H	R	ER	HR	HB	BB	IBB	SO	BK	WP	GO/AO	DP	WHIP	AVG	AB	TBF	SF	GF	HLD
Banwart, Travis	4	0	3.09	6	6	0	0	0	0	35.0	33	13	12	1	2	14	0	22	0	0	1.19	3	1.34	.252	131	148	1	0	0
* Capra, Anthony	2	3	2.77	5	5	0	0	0	0	26.0	15	10	8	2	2	12	0	21	0	1	1.08	2	1.04	.174	86	104	1	0	0
* Figueroa, Pedro	1	1	2.73	5	5	0	0	0	0	29.2	26	11	9	1	0	11	0	25	2	2	1.50	1	1.25	.234	111	122	0	0	0
Friend, Justin	0	0	2.63	9	0	0	0	0	0	13.2	13	5	4	0	1	11	1	15	0	1	1.00	0	1.76	.255	51	63	0	3	2
* Gordon, Derrick	1	1	6.39	8	0	0	0	0	0	12.2	11	11	9	1	2	6	0	7	0	2	1.82	2	1.34	.244	45	55	1	1	2
* Hernandez, Carlos	2	0	2.51	6	6	0	0	0	0	28.2	23	9	8	1	0	18	0	20	0	0	1.10	0	1.43	.221	104	123	0	0	0
* Hornbeck, Ben	2	1	4.97	5	5	0	0	0	0	25.1	29	16	14	1	3	10	0	17	0	5	2.93	5	1.54	.290	100	114	1	0	0
Lansford, Jared	0	0	3.68	6	0	0	0	0	0	7.1	6	3	3	0	0	4	0	7	0	0	1.80	2	1.36	.240	25	29	0	2	2
Leon, Arnold	0	0	6.23	3	0	0	0	0	0	4.1	6	3	3	1	0	3	0	1	0	2	1.20	0	2.08	.333	18	22	0	0	0
Ray, Jason	2	2	4.15	7	0	0	0	0	1	8.2	10	8	4	0	0	7	1	3	0	5	1.30	0	1.96	.270	37	44	0	1	1
Sattler, Daniel	0	0	1.69	3	0	0	0	0	0	5.1	2	1	1	0	0	1	0	4	0	0	1.40	0	0.56	.111	18	19	0	1	2
Souza, Justin	1	1	4.40	10	0	0	0	1	1	14.1	15	9	7	1	0	8	1	16	0	1	0.30	0	1.60	.268	56	66	1	5	1
Storey, Mickey	0	2	3.00	11	0	0	0	2	3	18.0	11	7	6	3	0	4	1	19	0	1	1.19	1	0.83	.169	65	70	1	5	4
Vaughan, Beau	0	1	3.48	10	0	0	0	6	7	10.1	14	6	4	0	0	1	0	14	0	0	0.89	0	1.45	.326	43	47	2	9	0
Team Total	15	12	3.46	27	27	0	0	9	12	239.1	214	112	92	12	10	110	4	191	2	20	1.27	16	1.35	.240	890	1026	8	27	14

KEY: * - lefthanded hitter/pitcher, # - switch hitter

San Jose Giants (14-11) 7, Stockton Ports (12-15) 5
 May 6, 2010

	1	2	3	4	5	6	7	8	9	R	H	E
San Jose	0	0	2	0	0	1	2	2	0	7	11	1
Stockton	0	0	0	0	0	0	0	0	5	5	12	5

San Jose	AB	R	H	RBI	BB	SO	LOB	AVG
Simmons, CF	5	1	3	3	0	0	3	.250
Fairley, LF	5	0	1	1	0	3	2	.246
Peguero, RF	5	0	2	0	0	0	1	.283
Belt, 1B	4	1	1	0	1	1	3	.392
Biery, DH	4	2	2	1	1	2	1	.297
Monell, C	4	0	1	0	0	1	1	.224
Culberson, 2B	4	1	0	0	0	1	3	.232
Weeks, 3B	3	0	0	0	1	1	1	.194
Adrianza, SS	3	2	1	1	0	2	0	.185
Fitzgerald, P	0	0	0	0	0	0	0	.000
Odle, P	0	0	0	0	0	0	0	.000
Nestor, P	0	0	0	0	0	0	0	.000
Paterson, P	0	0	0	0	0	0	0	.000
Totals	37	7	11	6	3	11	15	.269

Stockton	AB	R	H	RBI	BB	SO	LOB	AVG
Keough, LF	4	1	1	0	1	1	2	.250
Green, SS	5	1	5	1	0	0	0	.297
Parker, S, 3B	4	1	2	0	1	0	3	.283
Spina, 1B	5	1	1	4	0	2	4	.263
Barfield, DH	3	0	0	0	2	0	4	.232
Horton, 2B	5	0	1	0	0	2	4	.423
Ladendorf, RF	4	0	1	0	0	1	2	.295
Crisotomo, CF	4	1	1	0	0	0	0	.214
Ortiz, R, C	4	0	0	0	0	1	3	.196
Smith, M, P	0	0	0	0	0	0	0	.000
Hodsdon, P	0	0	0	0	0	0	0	.000
Deal, P	0	0	0	0	0	0	0	.000
Carignan, P	0	0	0	0	0	0	0	.000
Totals	38	5	12	5	4	7	22	.250

BATTING

2B: Monell (5, Hodsdon).
3B: Simmons (3, Hodsdon).
HR: Biery (1, 6th inning off Hodsdon, 0 on, 2 out).
TB: Simmons 5; Fairley; Peguero 2; Belt; Biery 5; Monell 2; Adrianza.
RBI: Simmons 3 (5), Biery (7), Fairley (11), Adrianza (3).
2-out RBI: Biery.
Runners left in scoring position, 2 out: Belt 2; Fairley; Culberson.
GIDP: Monell; Peguero; Simmons.
Team RISP: 3-for-9.
Team LOB: 7.

BASERUNNING

SB: Peguero (14, 2nd base off Smith, M/Ortiz, R), Simmons (3, 2nd base off Smith, M/Ortiz, R).
CS: Belt (4, 2nd base by Smith, M/Ortiz, R).

FIELDING

E: Weeks (3, fielding).
DP: 2 (Adrianza-Culberson-Belt, Culberson-Adrianza-Belt).

BATTING

2B: Parker, S 2 (5, Fitzgerald, Odle), Ladendorf (3, Fitzgerald), Green (5, Nestor).
HR: Spina (3, 9th inning off Nestor, 3 on, 2 out).
TB: Keough; Green 6; Parker, S 4; Spina 4; Horton; Ladendorf 2; Crisotomo.
RBI: Green (10), Spina 4 (15).
2-out RBI: Green; Spina 4.
Runners left in scoring position, 2 out: Barfield 2; Keough; Parker, S; Horton 2.
GIDP: Parker, S; Ladendorf.
Team RISP: 2-for-11.
Team LOB: 10.

FIELDING

E: Parker, S (6, throw), Keough (3, fielding), Green 2 (9, throw, fielding), Spina (5, fielding).
PB: Ortiz, R (3).
DP: 3 (Horton-Green-Spina, Green-Horton-Spina, Smith, M-Green-Spina).

San Jose	IP	H	R	ER	BB	SO	HR	ERA
Fitzgerald (W, 3-0)	6.0	7	0	0	1	3	0	0.78
Odle	2.0	2	0	0	0	1	0	3.06
Nestor	0.2	3	5	5	3	2	1	5.65
Paterson (S, 1)	0.1	0	0	0	0	1	0	0.00
Totals	9.0	12	5	5	4	7	1	3.75

Stockton	IP	H	R	ER	BB	SO	HR	ERA
Smith, M (L, 2-2)	5.0	4	2	0	2	7	0	6.58
Hodsdon	2.0	4	3	2	0	2	1	6.59
Deal	1.0	2	2	1	1	0	0	3.48
Carignan	1.0	1	0	0	0	2	0	0.00
Totals	9.0	11	7	3	3	11	1	4.42

WP: Hodsdon.

HBP: Adrianza (by Deal).

Groundouts-flyouts: Fitzgerald 9-5, Odle 3-1, Nestor 0-0, Paterson 0-0, Smith, M 7-0, Hodsdon 4-1, Deal 2-1, Carignan 0-1.

Batters faced: Fitzgerald 25, Odle 8, Nestor 8, Paterson 1, Smith, M 20, Hodsdon 10, Deal 7, Carignan 4.

Inherited runners-scored: Paterson 1-0.

Umpires: HP: Blake Davis. 1B: Matt Benham. 2B: . 3B: .

Weather: 75 degrees, clear.

Wind: 12 mph, Out to LF.

T: 2:54.

Att: 1,895.

Choose a highlighted category to sort. NOTE: Rate stats do not use qualifiers.

GI ---GAMES BY POSITION---

BATTERS	AVG	G	AB	R	H	2B	3B	HR	RBI	TB	BB	IBB	SO	SB	CS	OBP	SLG	OPS	SF	SAC	HBP	DP	1B	2B	3B	SS	OF	C	E
Barfield, Jeremy	.232	27	99	15	23	3	0	2	17	32	19	0	16	0	1	.347	.323	.670	3	1	0	7	0	0	0	0	25	0	1
* Christian, Jason	.162	12	37	5	6	0	0	0	2	6	7	0	10	1	1	.295	.162	.458	0	0	0	1	0	10	0	0	0	0	1
* Crisotomo, Jose	.214	5	14	1	3	0	0	0	1	3	0	0	1	0	1	.214	.214	.429	0	0	0	0	0	0	0	0	4	0	0
Green, Grant	.297	27	118	14	35	5	1	2	10	48	5	1	25	1	3	.325	.407	.732	0	1	0	1	0	0	0	25	0	0	9
* Horton, Josh	.423	7	26	4	11	4	1	1	5	20	1	0	5	0	1	.444	.769	1.214	0	0	0	0	0	4	0	1	0	0	0
Ka'aihue, Kala	.158	19	57	7	9	3	0	2	11	18	16	1	17	0	0	.347	.316	.662	1	0	1	2	6	0	0	0	6	0	1
# Keough, Shane	.250	25	100	15	25	4	1	0	5	31	10	0	25	3	5	.321	.310	.631	1	0	1	1	0	0	0	0	25	0	3
Ladendorf, Tyler	.295	18	61	7	18	3	0	1	4	24	5	0	13	1	1	.353	.393	.746	1	0	1	3	0	13	0	2	3	0	0
* Mitchell, Jermaine	.288	13	52	10	15	3	1	1	5	23	8	0	10	2	2	.383	.442	.826	0	0	0	0	0	0	0	0	13	0	0
* Napoleon, Dusty	.000	6	13	0	0	0	0	0	1	0	4	0	8	0	0	.278	.000	.278	0	0	1	1	4	0	0	0	0	0	0
Ortiz, Ryan	.196	15	46	7	9	3	0	1	8	15	9	0	15	0	0	.339	.326	.665	0	1	1	0	0	0	0	0	0	14	2
# Paramore, Petey	.246	21	65	8	16	5	0	2	12	27	21	1	16	0	0	.430	.415	.846	0	0	0	2	1	0	0	0	0	13	0
* Parker, Stephen	.283	27	92	16	26	5	0	6	18	49	23	1	14	2	0	.415	.533	.948	3	0	0	2	0	1	25	0	0	0	6
Spina, Michael	.263	26	99	12	26	4	0	3	15	39	13	0	28	0	0	.354	.394	.748	0	0	1	3	19	2	3	0	0	0	5
# Thomas, David	.182	8	22	4	4	1	0	0	3	5	1	0	3	0	0	.250	.227	.477	0	0	1	0	0	0	0	0	7	0	0
Team Total	.250	27	904	125	226	43	4	21	117	340	143	4	207	10	15	.354	.376	.730	9	3	7	23							36

PITCHERS	W	L	ERA	G	GS	CG	SHO	SV	SVO	IP	H	R	ER	HR	HB	BB	IBB	SO	BK	WP	GO/AO	DP	WHIP	AVG	AB	TBF	SF	GF	HLD
* Barham, Trey	2	0	2.30	11	0	0	0	0	3	15.2	13	4	4	0	1	5	0	16	0	0	1.90	2	1.15	.236	55	62	1	2	3
Carignan, Andrew	0	0	0.00	2	0	0	0	0	0	2.0	1	0	0	0	0	1	0	3	0	0	2.00	0	1.00	.143	7	8	0	1	0
Deal, Scott	0	2	3.48	7	0	0	0	0	0	10.1	10	7	4	0	2	6	1	5	0	2	2.13	2	1.55	.238	42	50	0	1	0
Haviland, Shawn	2	0	2.51	6	6	0	0	0	0	32.1	30	10	9	4	1	8	0	31	1	1	0.72	1	1.18	.246	122	132	0	0	0
Hodsdon, Scott	0	1	6.59	9	0	0	0	0	1	13.2	27	21	10	2	1	4	0	15	0	3	3.14	2	2.27	.351	77	82	0	2	1
McDaniel, Dan	0	0	19.29	3	0	0	0	0	0	2.1	4	5	5	1	0	5	0	3	0	0	3.00	0	3.86	.364	11	16	0	2	0
Murray, Justin	2	1	3.38	5	4	0	0	0	0	24.0	24	9	9	2	0	11	0	21	0	1	0.83	2	1.46	.273	88	101	1	0	0
Pina, Jose	1	1	3.77	10	0	0	0	0	0	14.1	9	7	6	2	1	6	0	11	0	4	0.67	0	1.05	.180	50	59	1	2	4
* Ramirez, Anivoris	0	5	9.13	5	5	0	0	0	0	23.2	37	24	24	5	1	7	0	7	0	0	1.22	2	1.86	.374	99	110	2	0	0
Sattler, Daniel	0	1	2.35	8	0	0	0	2	3	7.2	5	2	2	0	1	3	0	8	0	0	2.50	1	1.04	.192	26	30	0	7	0
* Sewell, Lance	1	0	1.93	8	0	0	0	0	0	9.1	12	3	2	1	1	5	0	10	0	0	0.31	1	1.82	.308	39	45	0	2	1
Smalley, Kenny	2	1	4.28	5	5	0	0	0	0	27.1	23	14	13	4	0	14	0	23	0	3	0.74	1	1.35	.230	100	115	1	0	0
Smith, Murphy	2	2	6.58	6	5	0	0	0	0	26.0	37	21	19	2	1	8	0	23	0	4	1.25	3	1.73	.336	110	122	1	0	0
Smyth, Paul	0	1	1.47	9	0	0	0	3	5	18.1	8	3	3	0	0	3	1	17	0	2	1.64	0	0.60	.129	62	65	0	4	1
Thomas, Daniel	0	0	8.71	9	0	0	0	1	2	10.1	7	11	10	0	2	13	1	13	0	3	0.78	0	1.94	.189	37	52	0	4	2
Wuertz, Michael	0	0	0.00	2	2	0	0	0	0	3.0	3	0	0	0	0	0	0	3	0	0	0.20	0	1.00	.250	12	12	0	0	0
Team Total	12	15	4.42	27	27	0	1	6	14	240.1	250	141	118	23	12	99	3	209	1	23	1.09	17	1.45	.267	937	1061	7	27	12

KEY: * - lefthanded hitter/pitcher, # - switch hitter

Kane County Cougars (14-14) 7, Burlington Bees (10-18) 4
 May 6, 2010

	1	2	3	4	5	6	7	8	9	R	H	E
Kane County	0	0	0	3	1	1	1	0	1	7	8	3
Burlington	0	0	0	0	0	0	0	0	4	4	6	1

Kane County	AB	R	H	RBI	BB	SO	LOB	AVG	Burlington	AB	R	H	RBI	BB	SO	LOB	AVG
House, LF	4	1	0	0	1	0	3	.236	Richardson, H, CF	5	0	0	0	0	1	2	.212
Richard, M, CF	5	0	0	1	0	0	2	.230	Hall, SS	5	0	0	0	0	1	3	.247
Aliotti, A, 1B	3	1	0	0	2	3	0	.284	Myers, W, C	3	0	1	0	2	1	1	.240
Dixon, Ra, RF	3	1	0	0	1	1	4	.264	Lewis, DH	4	0	1	0	0	3	2	.240
Gil, 3B	4	1	3	3	0	1	2	.260	Testa, LF	3	1	1	0	1	2	1	.250
Stassi, DH	4	0	1	0	0	2	3	.263	Oriental, RF	3	1	1	0	1	1	3	.272
1-Hernandez, Fr, PR-DH	0	0	0	0	0	0	0	.196	Cruz, Fe, 1B	2	0	0	0	0	0	1	.167
Leyja, 2B	4	1	2	1	0	0	1	.237	Graterol, 1B	1	1	0	0	1	0	1	.176
Nunez, J, C	4	0	1	1	0	1	3	.250	Wood, R, 3B	4	0	1	1	0	1	3	.167
Gilmartin, SS	3	2	1	0	1	0	1	.205	Frost, 2B	4	1	1	0	0	1	1	.317
Straily, P	0	0	0	0	0	0	0	.000	Sample, P	0	0	0	0	0	0	0	.000
Schultz, P	0	0	0	0	0	0	0	.000	Hodge Nielsen, P	0	0	0	0	0	0	0	.000
Garcia, H, P	0	0	0	0	0	0	0	.000	Kelley, S, P	0	0	0	0	0	0	0	.000
Totals	34	7	8	6	5	8	19	.244	Totals	34	4	6	1	5	11	18	.228

1-Ran for Stassi in the 8th.

BATTING

2B: Nunez, J (1, Sample), Gil (7, Sample), Gilmartin (3, Kelley, S).
HR: Gil (3, 4th inning off Sample, 2 on, 2 out).
TB: Gil 7; Stassi; Leyja 2; Nunez, J 2; Gilmartin 2.
RBI: Gil 3 (17), Nunez, J (3), Leyja (2), Richard, M (13).
2-out RBI: Gil 3; Leyja.
Runners left in scoring position, 2 out: Richard, M; Nunez, J; Gil 2.
GIDP: Stassi; Nunez, J.
Team RISP: 2-for-14.
Team LOB: 5.

FIELDING

E: Garcia, H (4, throw), Leyja (1, fielding), Nunez, J (3, throw).
Pickoffs: Straily (Myers, W at 1st base).

BATTING

2B: Myers, W (7, Straily).
TB: Myers, W 2; Lewis; Testa; Oriental; Wood, R; Frost.
RBI: Wood, R (1).
Runners left in scoring position, 2 out: Oriental; Hall 2; Myers, W.
Team RISP: 1-for-10.
Team LOB: 8.

BASERUNNING

SB: Frost 2 (3, 2nd base off Straily/Nunez, J, 3rd base off Garcia, H/Nunez, J).
PO: Myers, W (1st base by Straily).

FIELDING

E: Graterol (1, fielding).
DP: 2 (Wood, R-Frost-Graterol, Hall-Cruz, Fe).

Kane County	IP	H	R	ER	BB	SO	HR	ERA	Burlington	IP	H	R	ER	BB	SO	HR	ERA
Straily (W, 3-1)	6.0	5	0	0	1	7	0	5.65	Sample (L, 1-1)	6.0	6	5	5	3	6	1	5.34
Schultz	2.0	0	0	0	2	2	0	3.50	Hodge Nielsen	2.0	1	1	1	2	1	0	2.63
Garcia, H	1.0	1	4	1	2	2	0	4.86	Kelley, S	1.0	1	1	1	0	1	0	9.75
Totals	9.0	6	4	1	5	11	0	4.09	Totals	9.0	8	7	7	5	8	1	4.82

WP: Garcia, H, Sample, Hodge Nielsen 2.

Balk: Sample.

Groundouts-flyouts: Straily 4-6, Schultz 1-3, Garcia, H 1-0, Sample 7-4, Hodge Nielsen 4-1, Kelley, S 2-0.

Batters faced: Straily 23, Schultz 8, Garcia, H 8, Sample 26, Hodge Nielsen 9, Kelley, S 4.

Ejections: Burlington Bees third baseman Fernando Cruz ejected by 1B umpire Jeff Woods (7th).

Umpires: HP: Guss Curtis. 1B: Jeff Woods. 2B: . 3B: .

Weather: 61 degrees, sunny.

Wind: 8 mph, In from CF.

T: 2:32.

Att: 2,346.

Choose a highlighted category to sort. NOTE: Rate stats do not use qualifiers.

	GI ---GAMES BY POSITION---																													
	BATTERS	AVG	G	AB	R	H	2B	3B	HR	RBI	TB	BB	IBB	SO	SB	CS	OBP	SLG	OPS	SF	SAC	HBP	DP	1B	2B	3B	SS	OF	C	E
Affinito, Christopher	.100	12	40	5	4	1	0	0	0	3	5	10	0	19	0	0	.269	.125	.394	2	0	0	0	1	0	0	0	0	2	2
* Aliotti, Anthony	.284	24	74	12	21	5	0	0	0	8	26	20	0	24	3	0	.442	.351	.793	0	0	1	2	22	0	0	0	0	0	4
* Crumbliss, Conner	.260	27	100	18	26	6	1	0	15	34	30	0	23	5	3	.427	.340	.767	1	1	0	1	0	26	0	0	1	0	2	
Dixon, Rashun	.264	26	91	14	24	4	2	2	12	38	18	0	25	2	1	.393	.418	.810	1	0	2	0	0	0	0	0	25	0	0	
Gil, Leonardo	.260	26	96	15	25	7	1	3	17	43	9	0	22	1	1	.318	.448	.766	2	1	0	4	0	0	20	5	0	0	5	
# Gilmartin, Michael	.205	24	78	8	16	3	1	0	9	21	13	0	29	3	0	.323	.269	.592	1	1	1	2	0	0	0	23	0	0	6	
Hernandez, Franklin	.196	14	46	5	9	2	0	1	7	14	3	0	13	0	1	.260	.304	.564	0	0	1	1	7	0	0	0	4	0	3	
House, Tyreace	.236	21	72	14	17	1	0	0	6	18	13	0	18	6	3	.353	.250	.603	0	1	0	0	0	0	0	0	19	0	1	
Levia, Nino	.237	11	38	7	9	2	0	0	2	11	2	0	11	0	1	.275	.289	.564	0	0	0	1	0	2	8	0	0	0	1	
Nunez, Juan	.250	8	28	3	7	1	0	0	3	8	2	0	8	0	0	.300	.286	.586	0	0	0	1	0	0	0	0	0	7	3	
Richard, Myrio	.230	21	87	10	20	9	1	1	13	34	9	0	9	1	1	.306	.391	.697	1	0	1	1	0	0	0	0	19	0	3	
Stassi, Max	.263	25	99	12	26	5	0	4	15	43	10	0	37	0	1	.333	.434	.768	1	0	1	3	0	0	0	0	0	20	3	
Walton, Kent	.274	24	95	12	26	12	0	1	18	41	7	0	24	2	2	.327	.432	.759	3	0	2	4	0	0	0	0	19	0	1	
Team Total	.244	28	944	135	230	58	6	12	128	336	146	0	262	23	14	.347	.356	.702	12	4	9	20								42
		PITCHERS																												
	W	L	ERA	G	GS	CG	SHO	SV	SVO	IP	H	R	ER	HR	HB	BB	IBB	SO	BK	WP	GO/AO	DP	WHIP	AVG	AB	TBF	SF	GF	HLD	
Garcia, Hector	0	1	4.86	10	0	0	0	0	1	16.2	16	13	9	1	2	12	0	17	1	6	4.33	1	1.68	.239	67	82	0	5	1	
Gilliam, Robert	1	1	3.13	6	6	0	0	0	0	31.2	24	13	11	2	0	11	0	22	0	3	0.73	2	1.11	.214	112	128	3	0	0	
Guzman, Jose	1	1	3.46	11	0	0	0	3	4	13.0	13	7	5	1	0	4	0	14	1	1	0.83	0	1.31	.260	50	55	0	10	0	
Hoehn, Connor	3	1	2.35	9	0	0	0	0	0	23.0	14	7	6	2	2	5	0	34	0	2	0.89	0	0.83	.169	83	91	0	1	0	
* Huttenlocker, Anthony	1	1	3.00	6	0	0	0	0	0	9.0	9	3	3	0	0	4	0	12	0	0	0.40	0	1.44	.265	34	39	1	1	0	
Joseph, Jonathan	0	1	4.26	3	1	0	0	0	0	6.1	8	5	3	0	1	4	1	9	0	4	0.83	1	1.89	.296	27	32	0	0	0	
* Krol, Ian	1	1	2.67	6	5	0	0	0	0	27.0	21	10	8	0	0	8	1	23	2	0	1.43	2	1.07	.216	97	109	2	1	0	
Lansford, Josh	0	1	3.18	10	0	0	0	0	0	11.1	14	5	4	0	0	4	0	10	1	0	0.54	0	1.59	.326	43	48	1	5	1	
* Marks, Justin	0	3	9.13	5	5	0	0	0	0	22.2	25	26	23	5	3	16	0	20	0	3	0.91	2	1.81	.278	90	109	0	0	0	
Mederos, Chris	2	2	1.88	5	5	0	0	0	0	24.0	19	9	5	0	0	7	0	20	0	2	2.13	0	1.08	.207	92	100	0	0	0	
* Peterson, Max	0	0	0.00	1	0	0	0	1	1	1.0	0	0	0	0	0	0	0	3	0	0	0	0	0.00	.000	3	3	0	1	0	
* Quigley, Ryan	0	0	6.43	7	0	0	0	0	1	14.0	19	11	10	3	0	4	0	15	1	3	1.70	1	1.64	.333	57	65	3	2	2	
Schultz, Bo	2	0	3.50	9	0	0	0	0	0	18.0	12	8	7	0	3	10	0	15	1	0	2.90	2	1.22	.185	65	79	1	2	0	
Straily, Daniel	3	1	5.65	6	6	0	0	0	0	28.2	32	20	18	3	1	13	1	28	0	3	1.04	0	1.57	.286	112	129	3	0	0	
Team Total	14	14	4.09	28	28	0	0	4	7	246.1	226	137	112	17	12	102	3	242	7	27	1.21	11	1.33	.242	932	1069	14	28	4	

KEY: * - lefthanded hitter/pitcher, # - switch hitter

Oakland Athletics
 Organization Leaders
 (As of 05/07/2010 01:32 AM EDT)

BATTING TOP 10 (minimum 2.7 PA/team game)

BATTER	CLUB	AVG	G	AB	R	H	HR	RBI
Valdez, Alex	MID	.314	26	102	18	32	2	19
Weeks, Jemile	MID	.304	26	102	18	31	2	13
Green, Grant	STK	.297	27	118	14	35	2	10
Sogard, Eric	SAC	.292	27	96	13	28	0	8
Gilbert, Archie	MID	.286	25	91	17	26	4	18
Aliotti, Anthony	KC	.284	24	74	12	21	0	8
Parker, Stephen	STK	.283	27	92	16	26	6	18
Mitchell, Jermaine	MID	.276	27	98	17	27	1	10
Walton, Kent	KC	.274	24	95	12	26	1	18
Ladendorf, Tyler	STK	.268	22	71	7	19	1	4

PITCHING TOP 10 (minimum 0.8 IP/team game)

PITCHER	CLUB	W-L	ERA	IP	H	BB	SO
Mederos, Chris	KC	2-2	1.88	24.0	19	7	20
Hoehn, Connor	KC	3-1	2.35	23.0	14	5	34
Haviland, Shawn	STK	2-0	2.51	32.1	30	8	31
Hernandez, Carlos	MID	2-0	2.51	28.2	23	18	20
Mazzaro, Vin	SAC	1-1	2.59	24.1	22	12	27
Krol, Ian	KC	1-1	2.67	27.0	21	8	23
Figueroa, Pedro	MID	1-1	2.73	29.2	26	11	25
Capra, Anthony	MID	2-3	2.77	26.0	15	12	21
Banwart, Travis	MID	4-0	3.09	35.0	33	14	22
Gilliam, Robert	KC	1-1	3.13	31.2	24	11	22

HOME RUNS

Carter, Chris	SAC	6
Parker, Stephen	STK	6
5 others tied at 4.		

WINS

Banwart, Travis	MID	4
Hoehn, Connor	KC	3
Mortensen, Clay	SAC	3
Straily, Daniel	KC	3
11 others tied at 2.		

RBI

Donaldson, Josh	SAC	19
Valdez, Alex	MID	19
5 others tied at 18.		

SAVES

Vaughan, Beau	MID	6
Demel, Sam	SAC	3
Guzman, Jose	KC	3
Rodriguez, Henry	SAC	3
Smyth, Paul	STK	3

STOLEN BASES

Wimberly, Corey	SAC	9
Gilbert, Archie	MID	8
House, Tyreace	KC	6
Crumbliss, Conner	KC	5
Weeks, Jemile	MID	5

STRIKEOUTS

Hoehn, Connor	KC	34
Haviland, Shawn	STK	31
Straily, Daniel	KC	28
Mazzaro, Vin	SAC	27
Figueroa, Pedro	MID	25

TEAM STATISTICS

TEAM BATTING	AVG	AB	R	H	HR	BB	SO	SB	CS	TEAM PITCHING	W-L	ERA	H	CG	SHO	SV	HR	BB	SO
Midland	.251	885	132	222	16	96	213	33	17	Sacramento	12-16	3.37	240	0	2	7	21	114	208
Sacramento	.250	948	137	237	24	98	214	21	8	Midland	15-12	3.46	214	0	0	9	12	110	191
Stockton	.250	904	125	226	21	143	207	10	15	Kane County	14-14	4.09	226	0	0	4	17	102	242
Kane County	.244	944	135	230	12	146	262	23	14	Stockton	12-15	4.49	251	0	1	6	23	99	209