




# OAKLAND ATHLETICS

## Minor League Report

Oakland Athletics Baseball Company • 7000 Coliseum Way • Oakland, CA 94621  
510-638-4900 • Public Relations Facsimile 510-562-1633 • www.oaklandathletics.com

Tuesday, May 11, 2010




**SACRAMENTO RIVER CATS**  
Triple-A – Pacific Coast League  
Manager: Tony DeFrancesco

**Yesterday:** Loss vs. Colorado Springs, 1-0 **Standing:** 14-18, 4<sup>th</sup>, 6.5 GB  
**Today:** at Oklahoma City 5:05 pm PT  
**Probables:** RHP Graham Godfrey (1-2, 3.86) vs. LHP Michael Kirkman (4-0, 1.82)

### River Cats Notables

- **IF Chris Carter** is tied for first in the Pacific Coast League in home runs (8) and RBI (28).
- **OF Jack Cust** leads the PCL with 29 walks and ranks second with a .460 on-base percentage.
- **RHP Vin Mazzaro** is second among starting pitchers in SO/9 IP (10.94) and third in strikeouts (35).



**KANE COUNTY COUGARS**  
Single-A – Midwest League  
Manager: Aaron Nieckula

**Yesterday:** Loss at Beloit, 8-7 (10) **Standing:** 16-16, 5<sup>th</sup>, 3.5 GB  
**Today:** at Beloit 6:30 pm CT  
**Probables:** RHP Dan Straily (3-1, 5.65) vs. RHP Michael Tonkin (0-0, 0.00)

### Cougars Notables

- **IF Anthony Aliotti** was 1 for 3 with two RBI yesterday and has now reached base safely in each of his past 10 games...is batting .333 (13 for 39) over that span...is tied for third in the Midwest League in walks (25) and is tied for fourth in on-base percentage (.443).
- **IF Conner Crumbliss** is first in walks (37) and is tied for third in runs scored (25).
- **OF Kent Walton** is tied for second in doubles with 12.



**MIDLAND ROCKHOUNDS**  
Double-A – Texas League  
Manager: Darren Bush

**Yesterday:** Loss at Frisco, 8-7 (12) **Standing:** 15-16, T-2<sup>nd</sup>, 4.0 GB  
**Today:** at Frisco 11:00 am CT  
**Probables:** LHP Carlos Hernandez (2-0, 2.51) vs. LHP Richard Bleier (2-3, 5.66)

### RockHounds Notables

- **IF Alex Valdez** went 4 for 6 with two home runs and four RBI yesterday...is first in the Texas League in hits (40), doubles (10) and extra-base hits (18), second in hitting (.333, 40 for 120), slugging (.583) and triples (4) and is tied for third in RBI (24) and runs scored (20).
- **LHP Anthony Capra** is first in opponents batting average (.175, 18 for 103) and is ninth among starting pitchers in ERA (2.84).
- **OF Archie Gilbert** is tied for second in doubles (9) and is third in stolen bases (8).
- **LHP Carlos Hernandez** ranks fifth in the TL among starting pitchers with a 2.51 ERA.



**VANCOUVER CANADIANS**  
Single-A (Short Season) – Northwest League  
Manager: Rick Magnante

Season begins June 18 at Eugene




**STOCKTON PORTS**  
Single-A – California League  
Manager: Steve Scarsone

**Yesterday:** Loss at Bakersfield, 4-2 **Standing:** 13-19, 4<sup>th</sup>, 5.5 GB  
**Today:** vs. Modesto 7:00 pm PT  
**Probables:** RHP Murphy Smith (2-2, 6.58) vs. RHP Dan Houston (2-2, 6.85)

### Ports Notables

- **RHP Shawn Haviland** allowed four runs over six innings yesterday (9 h, 1 bb, 6 so)...is fourth in the California League in strikeouts (37) and innings pitched (38.1), fifth in WHIP (1.25) and seventh among starters with a 3.05 ERA
- **IF Stephen Parker** ranks first in the CL with 26 walks and is tied for first with six home runs.
- **RHP Paul Smyth** is fifth among relievers with a .151 opponents batting average (11 for 73).



**ARIZONA A'S**  
Rookie – Arizona League  
Manager: Marcus Jensen

Season begins June 21 at Angels

## MINOR LEAGUE TRANSACTIONS

May 7	Transferred Mickey Storey from MID to SAC
May 7	Placed Jemile Weeks (MID) on the DL with a left hip strain
May 7	Placed Arnold Leon (MID) on the DL
May 7	Placed Rashun Dixon (KC) on the DL with a left wrist sprain
May 7	Placed Chris Mederos (KC) on the DL
May 8	Placed Mike Benacka (SAC) on the DL with vertigo
May 8	Reinstated Jeff Baisley from the DL and transferred him from SAC to MID
May 8	Transferred Josh Horton from STO to MID
May 8	Transferred Michael Richard from STO to MID

Colorado Springs Sky Sox (17-14) 1, Sacramento River Cats (14-18) 0  
 May 10, 2010

	1	2	3	4	5	6	7	8	9	R	H	E
Colorado Springs	0	0	0	1	0	0	0	0	0	1	3	0
Sacramento	0	0	0	0	0	0	0	0	0	0	5	2

Colorado Springs	AB	R	H	RBI	BB	SO	LOB	AVG	Sacramento	AB	R	H	RBI	BB	SO	LOB	AVG
Garner, CF	3	0	0	0	1	0	0	.253	Wimberly, CF	3	0	3	0	1	0	0	.293
Nelson, C, SS	4	0	0	0	0	0	1	.182	Sogard, DH	2	0	0	0	2	1	2	.287
Miller, M, RF	4	1	1	0	0	0	0	.324	Cust, LF	4	0	0	0	0	4	5	.287
Eldred, 1B	4	0	0	0	0	0	1	.256	Carter, 1B	4	0	0	0	0	2	1	.250
Iannetta, DH	3	0	1	1	1	1	0	.306	1-Brown, C, PR	0	0	0	0	0	0	0	.172
Payton, LF	2	0	0	0	0	0	1	.289	Taylor, M, RF	4	0	2	0	0	0	0	.240
McKenry, C	2	0	1	0	1	0	1	.271	Tolleson, 3B	4	0	0	0	0	0	3	.319
Metcalfe, 3B	3	0	0	0	0	0	5	.283	Cardenas, 2B	2	0	0	0	2	0	1	.244
Schaeffer, 2B	3	0	0	0	0	1	0	.273	Recker, C	4	0	0	0	0	0	4	.208
Johnson, A, P	0	0	0	0	0	0	0	.333	Affronti, SS	4	0	0	0	0	2	3	.267
Johnston, A, P	0	0	0	0	0	0	0	.000	Middleton, K, P	0	0	0	0	0	0	0	.000
Reynolds, M, P	0	0	0	0	0	0	0	.000	Hunton, P	0	0	0	0	0	0	0	.000
Rincon, P	0	0	0	0	0	0	0	.000	Totals	31	0	5	0	5	9	19	.259
Totals	28	1	3	1	3	2	9	.274									

1-Ran for Carter in the 9th.

**BATTING**

TB: Miller, M; Iannetta; McKenry.  
 RBI: Iannetta (11).  
 Runners left in scoring position, 2 out: Metcalfe 2.  
 S: Payton.  
 GIDP: Metcalfe.  
 Team RISP: 1-for-5.  
 Team LOB: 4.

**BATTING**

2B: Taylor, M (8, Johnson, A), Wimberly (2, Reynolds, M).  
 TB: Wimberly 4; Taylor, M 3.  
 Runners left in scoring position, 2 out: Cust; Affronti 2.  
 Team RISP: 0-for-5.  
 Team LOB: 9.

**BASERUNNING**

CS: Garner (3, 3rd base by Middleton, K/Recker).

**BASERUNNING**

CS: Wimberly 2 (4, 2nd base by Johnson, A/McKenry, 2nd base by Johnson, A/McKenry).

**FIELDING**

E: Taylor, M (4, throw), Affronti (2, throw).  
 DP: (Tolleson-Cardenas-Carter).

Colorado Springs	IP	H	R	ER	BB	SO	HR	ERA	Sacramento	IP	H	R	ER	BB	SO	HR	ERA
Johnson, A (W, 3-0)	6.1	3	0	0	3	6	0	2.33	Middleton, K (L, 1-4)	7.0	3	1	0	3	1	0	4.04
Johnston, A (H, 5)	1.1	0	0	0	0	0	0	0.52	Hunton	2.0	0	0	0	0	1	0	2.76
Reynolds, M (H, 5)	0.1	1	0	0	1	1	0	0.00	Totals	9.0	3	1	0	3	2	0	3.42
Rincon (S, 6)	1.0	1	0	0	1	2	0	3.97									
Totals	9.0	5	0	0	5	9	0	4.73									

WP: Johnston, A, Rincon, Middleton, K.

IBB: Cardenas (by Rincon), McKenry (by Middleton, K).

Pitches-strikes: Johnson, A 89-54, Johnston, A 13-9, Reynolds, M 16-9, Rincon 25-15, Middleton, K 96-55, Hunton 26-18.

Groundouts-flyouts: Johnson, A 4-6, Johnston, A 4-0, Reynolds, M 0-0, Rincon 1-1, Middleton, K 7-12, Hunton 2-3.

Batters faced: Johnson, A 23, Johnston, A 4, Reynolds, M 3, Rincon 6, Middleton, K 26, Hunton 6.

Inherited runners-scored: Johnston, A 1-0.

Umpires: HP: Mike Jarboe. 1B: Clint Fagan. 2B: . 3B: John Brammer.

Weather: 54 degrees, cloudy.

Wind: 7 mph, Out to CF.

T: 2:41.

Att: 6,169.

Choose a highlighted category to sort. NOTE: Rate stats do not use qualifiers.

		GI ---GAMES BY POSITION---																													
<b>BATTERS</b>		AVG	G	AB	R	H	2B	3B	HR	RBI	TB	BB	IBB	SO	SB	CS	OBP	SLG	OPS	SF	SAC	HBP	DP	1B	2B	3B	SS	OF	C	E	
	<a href="#">Affronti, Michael</a>	.267	16	60	6	16	4	0	0	6	20	0	0	11	0	0	.267	.333	.600	0	1	0	0	0	0	0	16	0	0	2	
*	<a href="#">Brown, Corey</a>	.172	20	64	8	11	2	1	2	9	21	1	0	18	1	0	.185	.328	.513	0	1	0	0	0	0	0	0	19	0	1	
*	<a href="#">Cardenas, Adrian</a>	.244	11	41	5	10	1	0	0	2	11	3	1	8	1	0	.295	.268	.564	0	1	0	3	0	2	8	0	0	0	2	
	<a href="#">Carson, Matt</a>	.333	16	63	12	21	4	2	0	7	29	6	0	12	4	1	.391	.460	.852	0	0	0	3	0	0	0	0	16	0	0	
	<a href="#">Carter, Chris</a>	.250	30	116	22	29	5	0	8	28	58	16	0	35	0	0	.343	.500	.843	1	0	1	2	30	0	0	0	1	0	6	
*	<a href="#">Cust, Jack</a>	.287	29	94	20	27	5	0	4	17	44	29	2	27	0	0	.460	.468	.928	0	0	1	2	0	0	0	0	10	0	1	
	<a href="#">Donaldson, Josh</a>	.269	18	67	11	18	5	0	4	19	35	6	0	16	0	0	.320	.522	.842	2	0	0	4	1	0	1	0	0	13	4	
	<a href="#">Jernigan, Ryne</a>		1	0	0	0	0	0	0	0	0	0	0	0	0	0				0	0	0	0	0	0	0	0	0	0	0	0
	<a href="#">Ladendorf, Tyler</a>	.100	4	10	0	1	1	0	0	0	2	1	0	2	0	0	.182	.200	.382	0	0	0	0	0	1	3	0	0	0	0	
*	<a href="#">McPherson, Dallas</a>	.259	7	27	3	7	1	1	2	12	16	1	0	12	0	0	.310	.593	.903	0	0	1	0	1	0	5	0	0	0	0	
1	<a href="#">Miller, Jai</a>	.118	10	34	2	4	0	0	0	1	4	3	0	19	3	0	.189	.118	.307	0	0	0	0	0	0	0	0	10	0	0	
*	<a href="#">Napoleon, Dusty</a>	.125	3	8	1	1	0	0	1	1	4	2	0	2	0	0	.300	.500	.800	0	0	0	0	0	0	0	0	0	0	3	0
#	<a href="#">Powell, Landon</a>	.222	8	27	4	6	2	0	1	2	11	6	0	5	0	0	.364	.407	.771	0	0	0	1	2	0	0	0	0	4	1	
	<a href="#">Recker, Anthony</a>	.208	14	48	4	10	1	0	1	3	14	6	0	11	0	0	.296	.292	.588	0	0	0	1	0	0	0	0	0	13	3	
*	<a href="#">Sogard, Eric</a>	.287	31	108	16	31	4	0	0	10	35	11	0	13	2	2	.347	.324	.671	2	1	0	1	0	28	0	0	0	0	4	
	<a href="#">Taylor, Michael</a>	.240	32	121	17	29	8	4	2	22	51	10	1	23	3	2	.299	.421	.720	2	0	1	5	0	0	0	0	29	0	4	
	<a href="#">Tolleson, Steven</a>	.319	22	72	14	23	5	0	1	9	31	10	0	10	0	2	.424	.431	.854	0	1	3	1	0	1	10	10	0	0	6	
#	<a href="#">Wimberly, Corey</a>	.293	30	123	21	36	2	1	1	9	43	8	0	17	11	4	.360	.350	.710	0	5	5	2	0	1	8	7	16	0	5	
	Team Total	.259	32	1083	166	280	50	9	27	157	429	119	4	241	25	11	.337	.396	.733	7	10	12	25							41	
<b>PITCHERS</b>		W	L	ERA	G	GS	CG	SHO	SV	SVO	IP	H	R	ER	HR	HB	BB	IBB	SO	BK	WP	GO/AO	DP	WHIP	AVG	AB	TBF	SF	GF	HLD	
	<a href="#">Benacka, Michael</a>	1	2	6.59	10	0	0	0	0	1	13.2	8	11	10	2	1	11	0	17	0	2	1.30	1	1.39	.170	47	60	0	2	1	
*	<a href="#">Bowers, Cedrick</a>	1	1	2.51	13	0	0	0	0	1	14.1	8	4	4	0	1	7	0	19	0	0	0.71	1	1.05	.160	50	59	0	2	4	
	<a href="#">Cahill, Trevor</a>	1	0	1.04	2	2	0	0	0	0	8.2	7	3	1	0	0	5	0	8	0	1	1.00	2	1.38	.226	31	36	0	0	0	
	<a href="#">Demel, Sam</a>	1	0	1.20	11	0	0	0	4	4	15.0	13	4	2	1	0	4	0	18	0	1	1.00	0	1.13	.228	57	62	1	7	0	
*	<a href="#">DiNardo, Lenny</a>	1	4	4.66	6	6	0	0	0	0	29.0	39	24	15	5	2	11	1	15	0	0	1.52	4	1.72	.320	122	136	0	0	0	
	<a href="#">Godfrey, Graham</a>	1	2	3.86	6	5	0	0	0	0	30.1	26	20	13	2	1	19	1	22	0	1	0.50	2	1.48	.234	111	136	3	1	0	
	<a href="#">Hernandez, Fernando</a>	0	1	2.30	9	1	0	0	2	3	15.2	17	8	4	1	1	6	0	14	0	4	0.83	1	1.47	.266	64	72	1	4	0	
	<a href="#">Hunton, Jon</a>	1	0	2.76	12	0	0	0	0	0	16.1	15	6	5	3	0	5	1	9	0	0	0.77	1	1.22	.238	63	68	0	3	2	
*	<a href="#">Kilby, Brad</a>	0	0	1.17	6	0	0	0	0	0	7.2	7	1	1	0	1	2	0	12	0	0	0.57	0	1.17	.233	30	33	0	2	2	
	<a href="#">Mazzaro, Vin</a>	2	1	2.67	6	5	0	0	0	0	30.1	28	11	9	1	2	14	0	35	0	1	1.04	1	1.38	.243	115	132	0	0	0	
	<a href="#">McBeth, Marcus</a>	0	1	7.71	10	0	0	0	0	2	9.1	12	11	8	1	0	11	0	8	0	2	1.00	2	2.46	.308	39	51	1	3	3	
	<a href="#">Middleton, Kyle</a>	1	4	4.04	7	4	0	0	0	0	35.2	38	19	16	3	0	17	1	15	0	3	1.18	5	1.54	.288	132	152	0	0	1	
	<a href="#">Mortensen, Clay</a>	4	1	4.66	6	6	0	0	0	0	36.2	43	26	19	4	0	12	0	29	0	4	2.57	4	1.50	.301	143	159	2	0	0	
	<a href="#">Ramirez, Edwar</a>	0	0	6.75	3	0	0	0	0	0	4.0	5	3	3	1	0	1	0	2	0	1	0.67	0	1.50	.313	16	18	0	1	0	
	<a href="#">Rodriguez, Henry</a>	0	1	0.00	8	0	0	0	3	4	9.1	3	2	0	0	0	3	0	14	0	2	0.63	0	0.64	.100	30	34	1	7	1	
	<a href="#">Storey, Mickey</a>	0	0	0.00	1	0	0	0	0	0	1.0	0	0	0	0	0	1	0	3	0	0		0	1.00	.000	3	4	0	0	0	
	<a href="#">Wuertz, Michael</a>	0	0	0.00	4	3	0	0	0	0	4.2	4	0	0	0	1	3	0	3	0	0	1.20	1	1.50	.235	17	21	0	0	1	
	Team Total	14	18	3.42	32	32	0	2	9	15	281.2	273	153	107	24	10	132	4	243	0	22	1.06	25	1.44	.255	1070	1233	9	32	15	

KEY: \* - lefthanded hitter/pitcher, # - switch hitter

Frisco RoughRiders (19-12) 8, Midland RockHounds (15-16) 7  
 May 10, 2010

	1	2	3	4	5	6	7	8	9	10	11	12	R	H	E
Midland	3	1	0	0	0	1	0	0	2	0	0	0	7	14	1
Frisco	3	0	0	0	0	3	0	1	0	0	1	8	12	0	

One out when winning run scored.

Midland	AB	R	H	RBI	BB	SO	LOB	AVG	Frisco	AB	R	H	RBI	BB	SO	LOB	AVG
Gilbert, CF	5	1	1	2	1	1	0	.252	Lemon, LF	5	0	0	1	0	2	3	.274
Horton, SS	5	1	2	0	1	0	1	.333	Lawson, 2B	5	0	0	0	0	1	0	.278
Valdez, A, 2B	6	2	4	4	0	1	0	.333	Arias, Jo, 1B	5	1	1	0	0	2	0	.273
Baisley, 3B	5	0	3	0	1	1	0	.250	Butler, RF	5	2	3	1	0	0	0	.299
Kleen, 1B	5	0	0	0	1	0	7	.216	Jenkins, 3B	4	2	1	3	1	2	2	.255
Peterson, S, LF	5	1	1	0	0	0	3	.208	Richardson, C	4	0	1	0	0	1	2	.265
Sulentic, RF	4	2	2	0	1	1	0	.264	1-Kaase, PR	0	1	0	0	0	0	0	.000
Carter, Y, C	5	0	0	0	0	2	4	.212	Sarmiento, C	1	0	0	0	0	0	0	.231
Mitchell, J, DH	4	0	1	1	1	2	2	.255	Whittleman, DH	5	0	0	0	0	1	2	.181
Banwart, P	0	0	0	0	0	0	0	.000	Tomlin, Ja, CF	5	2	3	1	0	0	0	.193
Vaughan, P	0	0	0	0	0	0	0	.000	Rodriguez, Guild, SS	5	0	3	1	0	0	0	.210
Ray, J, P	0	0	0	0	0	0	0	.000	Roark, P	0	0	0	0	0	0	0	.000
Totals	44	7	14	7	6	8	17	.248	Snyder, B, P	0	0	0	0	0	0	0	.000
									Phillips, Z, P	0	0	0	0	0	0	0	.000
									Tatusko, P	0	0	0	0	0	0	0	.000
									Totals	44	8	12	7	1	9	9	.250

**BATTING**

**2B:** Sulentic (3, Roark), Valdez, A (10, Tatusko).  
**HR:** Valdez, A 2 (4, 1st inning off Roark, 2 on, 0 out; 6th inning off Snyder, B, 0 on, 1 out).  
**TB:** Gilbert; Horton 2; Valdez, A 11; Baisley 3; Peterson, S; Sulentic 3; Mitchell, J.  
**RBI:** Valdez, A 4 (24), Mitchell, J (6), Gilbert 2 (20).  
**2-out RBI:** Gilbert 2.  
**GIDP:** Peterson, S; Kleen.  
**Team RISP:** 4-for-10.  
**Team LOB:** 7.

**BASERUNNING**

**CS:** Mitchell, J 2 (5, 2nd base by Roark/Richardson, 2nd base by Roark/Richardson).  
**PO:** Mitchell, J (1st base by Roark).

**FIELDING**

**E:** Horton (1, fielding).  
**PB:** Carter, Y (7).  
**Outfield assists:** Sulentic (Butler at 3rd base).  
**DP:** 2 (Sulentic-Baisley, Kleen-Horton-Kleen).

1-Ran for Richardson in the 9th.

**BATTING**

**2B:** Richardson (7, Vaughan), Tomlin, Ja (2, Ray, J).  
**HR:** Jenkins (4, 1st inning off Banwart, 2 on, 2 out), Butler (3, 7th inning off Banwart, 0 on, 0 out).  
**TB:** Arias, Jo; Butler 6; Jenkins 4; Richardson 2; Tomlin, Ja 4; Rodriguez, Guild 3.  
**RBI:** Jenkins 3 (9), Butler (11), Rodriguez, Guild (4), Tomlin, Ja (7), Lemon (9).  
**2-out RBI:** Jenkins 3; Rodriguez, Guild.  
**Runners left in scoring position, 2 out:** Lemon.  
**SF:** Lemon.  
**Team RISP:** 5-for-9.  
**Team LOB:** 4.

**BASERUNNING**

**SB:** Rodriguez, Guild (3, 2nd base off Vaughan/Carter, Y).

**FIELDING**

**DP:** 3 (Lawson-Arias, Jo, Rodriguez, Guild-Lawson-Arias, Jo, Rodriguez, Guild-Arias, Jo).  
**Pickoffs:** Roark (Mitchell, J at 1st base).

Midland	IP	H	R	ER	BB	SO	HR	ERA	Frisco	IP	H	R	ER	BB	SO	HR	ERA
Banwart	6.2	7	6	5	1	6	2	3.67	Roark	5.0	3	4	4	3	2	1	5.06
Vaughan	2.1	3	1	1	0	2	0	3.14	Snyder, B	2.1	4	1	1	0	1	1	1.31
Ray, J (L, 2-3)	2.1	2	1	1	0	1	0	3.75	Phillips, Z (BS, 1)	1.2	4	2	2	1	2	0	1.23
Totals	11.1	12	8	7	1	9	2	3.66	Tatusko (W, 4-0)	3.0	3	0	0	2	3	0	2.66
									Totals	12.0	14	7	7	6	8	2	3.45

**WP:** Roark, Phillips, Z.  
**Balk:** Phillips, Z.  
**IBB:** Baisley (by Tatusko).  
**Pitches-strikes:** Banwart 101-66, Vaughan 31-20, Ray, J 33-23, Roark 82-45, Snyder, B 31-17, Phillips, Z 37-22, Tatusko 39-23.  
**Groundouts-flyouts:** Banwart 9-4, Vaughan 2-1, Ray, J 1-5, Roark 2-9, Snyder, B 4-1, Phillips, Z 1-0, Tatusko 4-1.  
**Batters faced:** Banwart 27, Vaughan 10, Ray, J 9, Roark 19, Snyder, B 10, Phillips, Z 9, Tatusko 12.  
**Inherited runners-scored:** Vaughan 2-1, Phillips, Z 1-0.  
**Umpires:** HP: Alex Ortiz. 1B: Jeff Gosney. 2B: . 3B: Brian Hertzog.  
**Weather:** 82 degrees, partly cloudy.  
**Wind:** 26 mph, Out to LF.  
**T:** 3:35.  
**Att:** 5,668.

Choose a highlighted category to sort. NOTE: Rate stats do not use qualifiers.

		GI ---GAMES BY POSITION---																													
<u>BATTERS</u>		AVG	G	AB	R	H	2B	3B	HR	RBI	TB	BB	IBB	SO	SB	CS	OBP	SLG	OPS	SF	SAC	HBP	DP	1B	2B	3B	SS	OF	C	E	
	<a href="#">Affronti, Michael</a>	.231	4	13	0	3	0	0	0	0	3	0	0	5	0	1	.286	.231	.516	0	0	1	0	0	0	0	4	0	0	0	
	<a href="#">Baisley, Jeff</a>	.250	3	12	0	3	0	0	0	1	3	1	1	3	0	0	.357	.250	.607	0	0	1	0	1	0	1	0	0	0	0	
*	<a href="#">Brown, Corey</a>	.313	8	32	5	10	2	0	1	7	15	1	0	10	1	0	.324	.469	.792	1	0	0	0	0	0	0	0	7	0	0	
	<a href="#">Carter, Yusuf</a>	.213	24	80	8	17	2	0	1	5	22	5	1	23	3	0	.256	.275	.531	1	0	0	3	4	0	0	0	1	17	4	
	<a href="#">Chen, Yung Chi</a>	.152	26	92	10	14	5	2	0	9	23	7	0	13	0	0	.208	.250	.458	2	1	0	2	0	2	1	21	0	0	3	
	<a href="#">Gilbert, Archie</a>	.252	29	107	18	27	9	0	4	20	48	13	0	23	8	4	.344	.449	.793	0	0	2	1	0	0	0	0	23	0	0	
*	<a href="#">Horton, Josh</a>	.333	3	12	3	4	0	1	0	0	6	2	0	0	0	1	.429	.500	.929	0	0	0	0	0	0	0	3	0	0	1	
	<a href="#">Kleen, Steve</a>	.216	28	97	10	21	4	0	4	17	37	14	1	22	1	1	.328	.381	.709	2	0	3	3	24	0	1	0	1	0	2	
*	<a href="#">Mitchell, Jermaine</a>	.255	17	55	8	14	1	3	0	6	21	10	0	18	1	5	.379	.382	.761	0	0	1	1	0	0	0	0	12	0	3	
	<a href="#">Ortiz, Gabriel</a>	.250	6	20	1	5	2	0	0	4	7	1	0	5	1	1	.318	.350	.668	0	0	1	0	1	0	0	0	0	0	6	0
*	<a href="#">Peterson, Shane</a>	.208	29	106	18	22	6	0	1	10	31	14	0	27	4	0	.317	.292	.610	2	0	4	4	2	0	0	0	25	0	0	
	<a href="#">Recker, Anthony</a>	.211	11	38	8	8	1	0	1	3	12	7	0	12	1	0	.362	.316	.677	0	0	2	0	1	0	0	0	0	9	0	
	<a href="#">Richard, Michael</a>	.185	9	27	1	5	0	0	0	2	5	4	0	6	1	0	.290	.185	.476	0	0	0	0	0	4	0	3	0	0	3	
*	<a href="#">Sulentic, Matthew</a>	.264	30	106	17	28	3	1	1	11	36	20	0	25	5	3	.377	.340	.717	3	3	1	3	0	0	0	0	25	0	2	
#	<a href="#">Thomas, David</a>	.333	1	3	1	1	1	0	0	2	2	0	0	1	0	0	.333	.667	1.000	0	0	0	0	0	0	0	0	1	0	0	
#	<a href="#">Valdez, Alex</a>	.333	30	120	20	40	10	4	4	24	70	9	1	31	3	0	.382	.583	.965	1	0	1	3	0	1	29	0	0	0	4	
#	<a href="#">Weeks, Jemile</a>	.304	26	102	18	31	7	3	2	13	50	8	0	19	5	4	.368	.490	.859	1	0	3	0	0	26	0	0	0	0	4	
	Team Total	.248	31	1022	146	253	53	14	19	134	391	116	4	243	34	20	.332	.383	.715	13	4	20	20							28	
<u>PITCHERS</u>		W	L	ERA	G	GS	CG	SHO	SV	SVO	IP	H	R	ER	HR	HB	BB	IBB	SO	BK	WP	GO/AO	DP	WHIP	AVG	AB	TBF	SF	GF	HLD	
	<a href="#">Banwart, Travis</a>	4	0	3.67	7	7	0	0	0	0	41.2	40	19	17	3	2	15	0	28	0	0	1.30	3	1.32	.255	157	175	1	0	0	
*	<a href="#">Capra, Anthony</a>	2	4	2.84	6	6	0	0	0	0	31.2	18	12	10	2	2	18	0	26	0	1	1.10	4	1.14	.175	103	127	1	0	0	
*	<a href="#">Figueroa, Pedro</a>	1	1	2.78	6	6	0	0	0	0	35.2	31	13	11	1	0	13	0	30	2	3	1.28	1	1.23	.231	134	147	0	0	0	
	<a href="#">Friend, Justin</a>	0	0	3.00	10	0	0	0	0	1	15.0	18	6	5	0	1	12	1	17	0	1	1.09	0	2.00	.305	59	72	0	3	2	
*	<a href="#">Gordon, Derrick</a>	1	1	5.52	9	0	0	0	0	0	14.2	12	11	9	1	2	6	0	9	0	2	1.50	2	1.23	.231	52	62	1	1	2	
*	<a href="#">Hernandez, Carlos</a>	2	0	2.51	6	6	0	0	0	0	28.2	23	9	8	1	0	18	0	20	0	0	1.10	0	1.43	.221	104	123	0	0	0	
*	<a href="#">Hornbeck, Ben</a>	2	2	6.53	6	6	0	0	0	0	30.1	36	24	22	3	3	15	0	21	0	5	2.50	6	1.68	.295	122	141	1	0	0	
	<a href="#">Lansford, Jared</a>	0	0	3.68	6	0	0	0	0	0	7.1	6	3	3	0	0	4	0	7	0	0	1.80	2	1.36	.240	25	29	0	2	2	
	<a href="#">Leon, Arnold</a>	0	0	6.23	3	0	0	0	0	0	4.1	6	3	3	1	0	3	0	1	0	2	1.20	0	2.08	.333	18	22	0	0	0	
	<a href="#">Ray, Jason</a>	2	3	3.75	9	0	0	0	0	1	12.0	12	9	5	0	0	9	1	6	0	6	0.88	0	1.75	.250	48	58	1	3	1	
	<a href="#">Sattler, Daniel</a>	0	0	1.42	4	0	0	0	0	0	6.1	2	1	1	0	0	2	0	6	0	1	1.17	0	0.63	.095	21	23	0	2	2	
	<a href="#">Souza, Justin</a>	1	1	4.40	10	0	0	0	1	1	14.1	15	9	7	1	0	8	1	16	0	1	0.30	0	1.60	.268	56	66	1	5	1	
	<a href="#">Storey, Mickey</a>	0	2	2.79	12	0	0	0	2	3	19.1	12	7	6	3	0	4	1	21	0	1	1.12	1	0.83	.174	69	74	1	6	4	
	<a href="#">Vaughan, Beau</a>	0	2	3.14	12	0	0	0	6	8	14.1	18	9	5	0	1	1	0	16	0	0	0.86	0	1.33	.295	61	67	3	9	0	
	Team Total	15	16	3.66	31	31	0	0	9	14	275.2	249	135	112	16	11	128	4	224	2	23	1.21	19	1.37	.242	1029	1186	10	31	14	

KEY: \* - lefthanded hitter/pitcher, # - switch hitter

Bakersfield Blaze (14-15) 4, Stockton Ports (13-19) 2  
 May 10, 2010

	1	2	3	4	5	6	7	8	9	R	H	E
Stockton	1	0	0	0	0	0	1	0	0	2	5	1
Bakersfield	0	0	3	0	1	0	0	0	x	4	9	0

Stockton	AB	R	H	RBI	BB	SO	LOB	AVG	Bakersfield	AB	R	H	RBI	BB	SO	LOB	AVG
Keough, LF	4	0	1	0	0	0	4	.235	Paisano, RF	4	1	2	0	0	1	0	.315
Green, SS	3	1	0	0	1	1	1	.285	Stoneburner, SS	4	2	2	0	0	0	1	.282
Parker, S, 3B	4	0	1	0	0	1	0	.282	Beltre, E, CF	3	0	1	2	0	0	1	.241
Spina, 1B	4	0	0	0	0	1	2	.220	Bianucci, LF	4	1	1	0	0	1	2	.286
Barfield, RF	4	0	1	1	0	1	0	.216	Gradoville, C, DH	3	0	1	1	0	1	0	.294
Paramore, C	3	0	0	0	1	0	2	.241	Mendonca, 3B	3	0	1	1	1	2	0	.213
Ladendorf, 2B-CF	4	0	1	0	0	1	1	.325	Morrison, 2B	3	0	1	0	1	2	3	.132
Ka'aihue, DH	3	1	1	1	0	1	1	.167	Felix, J, C	4	0	0	0	0	0	2	.226
Crisotomo, CF	2	0	0	0	1	0	1	.192	Bolden, 1B	3	0	0	0	0	2	0	.218
Richard, M, 2B	0	0	0	0	0	0	0	.200	Gomez, K, P	0	0	0	0	0	0	0	.000
Haviland, P	0	0	0	0	0	0	0	.000	Hamburger, P	0	0	0	0	0	0	0	.000
McDaniel, P	0	0	0	0	0	0	0	.000	Totals	31	4	9	4	2	9	9	.252
Totals	31	2	5	2	3	6	12	.245									

**BATTING**

2B: Ladendorf (5, Gomez, K).  
 HR: Ka'aihue (3, 7th inning off Hamburger, 0 on, 0 out).  
 TB: Keough; Parker, S; Barfield; Ladendorf 2; Ka'aihue 4.  
 RBI: Barfield (19), Ka'aihue (12).  
 2-out RBI: Barfield.  
 Runners left in scoring position, 2 out: Paramore; Keough 3.  
 Team RISP: 1-for-7.  
 Team LOB: 6.

**BASERUNNING**

CS: Green (4, 2nd base by Gomez, K/Felix, J).

**FIELDING**

E: Barfield (2, fielding).  
 Outfield assists: Barfield (Gradoville, C at 3rd base).

**BATTING**

2B: Paisano 2 (6, Haviland, Haviland), Stoneburner (10, Haviland), Beltre, E (3, Haviland).  
 TB: Paisano 4; Stoneburner 3; Beltre, E 2; Bianucci; Gradoville, C; Mendonca; Morrison.  
 RBI: Beltre, E 2 (15), Gradoville, C (5), Mendonca (7).  
 2-out RBI: Gradoville, C; Mendonca.  
 Runners left in scoring position, 2 out: Bianucci; Morrison 2.  
 SF: Beltre, E.  
 Team RISP: 4-for-9.  
 Team LOB: 7.

Stockton	IP	H	R	ER	BB	SO	HR	ERA	Bakersfield	IP	H	R	ER	BB	SO	HR	ERA
Haviland (L, 2-1)	6.0	9	4	4	1	6	0	3.05	Gomez, K (W, 1-2)	6.0	4	1	1	3	4	0	5.79
McDaniel	2.0	0	0	0	1	3	0	10.38	Hamburger (S, 1)	3.0	1	1	1	0	2	1	4.09
Totals	8.0	9	4	4	2	9	0	4.48	Totals	9.0	5	2	2	3	6	1	3.60

WP: Haviland.  
 HBP: Gradoville, C (by Haviland), Ka'aihue (by Gomez, K).  
 Groundouts-flyouts: Haviland 6-5, McDaniel 3-0, Gomez, K 9-4, Hamburger 4-3.  
 Batters faced: Haviland 28, McDaniel 7, Gomez, K 25, Hamburger 10.  
 Umpires: HP: Brett Terry. 1B: Adam Schwarz. 2B: . 3B: .  
 Weather: 68 degrees, clear.  
 Wind: 34 mph, In from RF.  
 T: 2:23.  
 Att: 337.

Stockton Ports Individual Statistics As of: 05/11/2010 06:58 AM

W-L Record: 13-19

Choose a highlighted category to sort. NOTE: Rate stats do not use qualifiers.

GI ---GAMES BY POSITION---

[BATTERS](#) [AVG](#) [G](#) [AB](#) [R](#) [H](#) [2B](#) [3B](#) [HR](#) [RBI](#) [TB](#) [BB](#) [IBB](#) [SO](#) [SB](#) [CS](#) [OBP](#) [SLG](#) [OPS](#) [SF](#) [SAC](#) [HBP](#) [DP](#) [1B](#) [2B](#) [3B](#) [SS](#) [OF](#) [C](#) [E](#)

Choose a highlighted category to sort. NOTE: Rate stats do not use qualifiers.

GI ---GAMES BY POSITION---

BATTERS	AVG	G	AB	R	H	2B	3B	HR	RBI	TB	BB	IBB	SO	SB	CS	OBP	SLG	OPS	SF	SAC	HBP	DP	1B	2B	3B	SS	OF	C	E	
<a href="#">Barfield, Jeremy</a>	.216	32	116	17	25	3	0	3	19	37	21	0	18	0	1	.329	.319	.648	3	1	0	8	0	0	0	0	30	0	2	
* <a href="#">Christian, Jason</a>	.162	12	37	5	6	0	0	0	2	6	7	0	10	1	1	.295	.162	.458	0	0	0	1	0	10	0	0	0	0	1	
* <a href="#">Crisotomo, Jose</a>	.192	9	26	1	5	0	0	0	2	5	1	0	4	0	1	.222	.192	.415	0	0	0	1	0	0	0	0	8	0	0	
<a href="#">Green, Grant</a>	.285	32	137	16	39	5	1	2	11	52	7	2	30	1	4	.319	.380	.699	0	1	0	1	0	0	0	30	0	0	10	
* <a href="#">Horton, Josh</a>	.467	8	30	5	14	5	1	2	6	27	1	0	5	0	1	.484	.900	1.384	0	0	0	0	0	4	0	1	0	0	0	
<a href="#">Ka'aihue, Kala</a>	.167	23	66	11	11	4	0	3	12	24	20	1	19	2	0	.371	.364	.734	1	0	2	2	8	0	0	0	6	0	1	
# <a href="#">Keough, Shane</a>	.235	30	119	15	28	5	1	0	6	35	11	0	28	3	5	.303	.294	.597	1	1	1	1	0	0	0	0	30	0	3	
<a href="#">Ladendorf, Tyler</a>	.325	23	80	7	26	5	0	1	5	34	5	0	17	4	1	.368	.425	.793	1	0	1	3	0	17	0	2	6	0	2	
* <a href="#">Mitchell, Jermaine</a>	.288	13	52	10	15	3	1	1	5	23	8	0	10	2	2	.383	.442	.826	0	0	0	0	0	0	0	0	13	0	0	
* <a href="#">Napoleon, Dusty</a>	.000	6	13	0	0	0	0	0	1	0	4	0	8	0	0	.278	.000	.278	0	0	1	1	4	0	0	0	0	0	0	
<a href="#">Ortiz, Ryan</a>	.208	16	48	7	10	3	0	1	8	16	10	0	15	0	0	.356	.333	.689	0	1	1	0	0	0	0	0	0	15	2	
# <a href="#">Paramore, Petey</a>	.241	25	79	9	19	5	0	2	13	30	23	1	19	0	0	.412	.380	.792	0	0	0	2	1	0	0	0	0	17	0	
* <a href="#">Parker, Stephen</a>	.282	32	110	18	31	6	0	6	18	55	26	1	17	2	0	.410	.500	.910	3	0	0	2	0	1	29	0	0	0	6	
<a href="#">Richard, Michael</a>	.200	3	5	0	1	0	0	0	0	1	0	0	1	0	1	.200	.200	.400	0	0	0	0	0	3	0	0	0	0	1	
<a href="#">Spina, Michael</a>	.220	31	118	12	26	4	0	3	16	39	14	0	30	0	0	.306	.331	.636	1	0	1	3	22	2	4	0	0	0	6	
# <a href="#">Thomas, David</a>	.182	8	22	4	4	1	0	0	3	5	1	0	3	0	0	.250	.227	.477	0	0	1	0	0	0	0	0	7	0	0	
Team Total	.245	32	1061	137	260	49	4	24	127	389	160	5	235	15	17	.345	.367	.712	10	4	8	25								42

PITCHERS	W	L	ERA	G	GS	CG	SHO	SV	SVO	IP	H	R	ER	HR	HB	BB	IBB	SO	BK	WP	GO/AO	DP	WHIP	AVG	AB	TBF	SF	GF	HLD
* <a href="#">Barham, Trey</a>	2	0	2.00	13	0	0	0	0	4	18.0	14	5	4	0	1	6	0	19	0	0	1.54	2	1.11	.222	63	72	2	2	3
<a href="#">Carignan, Andrew</a>	0	0	2.25	3	0	0	0	0	0	4.0	3	1	1	0	0	2	0	5	0	1	2.00	0	1.25	.214	14	16	0	2	0
<a href="#">Deal, Scott</a>	0	3	4.50	8	1	0	0	0	0	14.0	16	10	7	1	2	7	1	6	0	2	1.33	2	1.64	.267	60	69	0	1	0
<a href="#">Haviland, Shawn</a>	2	1	3.05	7	7	0	0	0	0	38.1	39	14	13	4	2	9	0	37	1	1	0.78	1	1.25	.265	147	160	1	0	0
<a href="#">Hodsdon, Scott</a>	0	1	8.56	10	0	0	0	0	1	13.2	29	24	13	2	3	5	0	15	0	3	3.14	2	2.49	.367	79	87	0	2	1
<a href="#">McDaniel, Dan</a>	0	0	10.38	4	0	0	0	0	0	4.1	4	5	5	1	0	6	0	6	0	0	6.00	0	2.31	.235	17	23	0	3	0
<a href="#">Murray, Justin</a>	2	2	2.90	6	5	1	0	0	0	31.0	30	10	10	2	0	14	1	25	0	1	0.74	2	1.42	.259	116	132	1	0	0
<a href="#">Pina, Jose</a>	1	1	5.28	11	0	0	0	0	0	15.1	12	10	9	4	1	7	0	12	0	4	0.60	0	1.24	.214	56	66	1	2	4
* <a href="#">Ramirez, Anivioris</a>	0	5	7.58	6	6	0	0	0	0	29.2	41	25	25	5	1	9	0	11	0	0	1.31	2	1.69	.333	123	136	2	0	0
<a href="#">Sattler, Daniel</a>	0	1	2.35	8	0	0	0	2	3	7.2	5	2	2	0	1	3	0	8	0	0	2.50	1	1.04	.192	26	30	0	7	0
* <a href="#">Sewell, Lance</a>	1	0	2.53	10	0	0	0	0	0	10.2	14	4	3	2	1	7	0	13	0	0	0.38	1	1.97	.311	45	53	0	3	1
<a href="#">Smalley, Kenny</a>	2	2	4.78	6	6	0	0	0	0	32.0	28	18	17	5	0	15	0	25	0	4	0.83	1	1.34	.237	118	135	1	0	0
<a href="#">Smith, Murphy</a>	2	2	6.58	6	5	0	0	0	0	26.0	37	21	19	2	1	8	0	23	0	4	1.25	3	1.73	.336	110	122	1	0	0
<a href="#">Smyth, Paul</a>	1	1	1.27	10	0	0	0	3	5	21.1	11	3	3	0	0	5	2	21	0	2	1.80	0	0.75	.151	73	79	0	5	1
<a href="#">Thomas, Daniel</a>	0	0	8.71	9	0	0	0	1	2	10.1	7	11	10	0	2	13	1	13	0	3	0.78	0	1.94	.189	37	52	0	4	2
<a href="#">Wuertz, Michael</a>	0	0	0.00	2	2	0	0	0	0	3.0	3	0	0	0	0	0	0	3	0	0	0.20	0	1.00	.250	12	12	0	0	0
Team Total	13	19	4.48	32	32	1	1	6	15	279.1	293	163	139	28	15	116	5	242	1	25	1.08	17	1.46	.267	1096	1244	9	31	12

KEY: \* - lefthanded hitter/pitcher, # - switch hitter

Beloit Snappers (19-12) 8, Kane County Cougars (16-16) 7  
 May 10, 2010

	1	2	3	4	5	6	7	8	9	10	R	H	E
Kane County	3	0	0	0	2	0	2	0	0	0	7	7	5
Beloit	0	0	1	1	0	2	0	3	0	1	8	11	1

Two out when winning run scored.

Kane County	AB	R	H	RBI	BB	SO	LOB	AVG	Beloit	AB	R	H	RBI	BB	SO	LOB	AVG
Crumbliss, LF	4	2	1	0	1	2	0	.263	Hicks, CF	3	1	0	1	2	0	2	.294
House, CF	2	3	1	0	3	1	0	.261	Dozier, SS	5	2	2	2	1	0	1	.293
Aliotti, A, 1B	3	1	1	2	1	1	1	.276	Liddle, 1B	3	1	2	0	3	1	0	.277
Gil, 3B	2	1	0	3	0	0	1	.236	Morales, A, RF	4	1	2	2	0	1	4	.272
Leyja, 2B	4	0	1	1	1	0	3	.283	Hidalgo, An, 3B	6	0	1	0	0	1	7	.329
Stassi, C	5	0	1	1	0	2	5	.268	Lin, LF	5	0	1	0	1	2	4	.225
Gilmartin, SS	4	0	1	0	0	2	2	.226	Pinto, J, C	4	2	2	1	0	0	0	.226
Hernandez, Fr, RF	3	0	1	0	1	1	1	.230	Williams, R, DH	3	0	0	0	2	1	2	.169
Affinito, DH	4	0	0	0	0	1	1	.125	Beresford, 2B	4	1	1	0	1	0	5	.228
Krol, P	0	0	0	0	0	0	0	.000	Ibarra, P	0	0	0	0	0	0	0	.000
Joseph, P	0	0	0	0	0	0	0	.000	Watts, D, P	0	0	0	0	0	0	0	.000
Quigley, P	0	0	0	0	0	0	0	.000	Tone, P	0	0	0	0	0	0	0	.000
Schultz, P	0	0	0	0	0	0	0	.000	Holbrooks, P	0	0	0	0	0	0	0	.000
Totals	31	7	7	7	7	10	14	.247	Cardenas, P	0	0	0	0	0	0	0	.000
									Totals	37	8	11	6	10	6	25	.246

**BATTING**

2B: Stassi (7, Ibarra), House (2, Watts, D).  
 TB: Crumbliss; House 2; Aliotti, A; Leyja; Stassi 2; Gilmartin; Hernandez, Fr.  
 RBI: Gil 3 (24), Leyja (3), Stassi (20), Aliotti, A 2 (12).  
 2-out RBI: Stassi.  
 Runners left in scoring position, 2 out: Gilmartin 2; Stassi 3.  
 S: Gil.  
 SF: Gil 2.  
 GIDP: Affinito; Hernandez, Fr.  
 Team RISP: 2-for-10.  
 Team LOB: 6.

**BASERUNNING**

SB: Leyja (2, 2nd base off Cardenas/Pinto, J), Crumbliss (7, 2nd base off Watts, D/Pinto, J).  
 CS: Gilmartin (1, 2nd base by Tone/Pinto, J).

**FIELDING**

E: Gil (7, throw), Hernandez, Fr (4, throw), Crumbliss (3, throw), Schultz (1, pickoff), Gilmartin (7, fielding).  
 DP: (Gilmartin-Gil).

**BATTING**

2B: Pinto, J (4, Krol).  
 TB: Dozier 2; Liddle 2; Morales, A 2; Hidalgo, An; Lin; Pinto, J 3; Beresford.  
 RBI: Hicks (9), Dozier 2 (13), Morales, A 2 (18), Pinto, J (9).  
 2-out RBI: Pinto, J.  
 Runners left in scoring position, 2 out: Lin 2; Dozier; Hidalgo, An 2; Hicks.  
 S: Morales, A; Pinto, J.  
 SF: Hicks.  
 Team RISP: 3-for-15.  
 Team LOB: 15.

**BASERUNNING**

SB: Morales, A (10, 3rd base off Schultz/Stassi).  
 CS: Hidalgo, An (2, 2nd base by Schultz/Stassi).

**FIELDING**

E: Hidalgo, An (3, throw).  
 PB: Pinto, J (6).  
 Outfield assists: Morales, A (Hernandez, Fr at 2nd base).  
 DP: 2 (Liddle-Dozier, Dozier-Beresford-Liddle).

Kane County	IP	H	R	ER	BB	SO	HR	ERA	Beloit	IP	H	R	ER	BB	SO	HR	ERA
Krol	5.0	6	2	2	3	2	0	2.81	Ibarra	4.0	2	3	3	4	3	0	3.92
Joseph (H, 1)	1.2	2	2	2	3	3	0	5.63	Watts, D	2.1	3	4	4	2	2	0	2.95
Quigley (BS, 2)	0.2	2	3	2	2	0	0	6.89	Tone	1.2	1	0	0	1	1	0	4.08
Schultz (L, 2-1)	2.1	1	1	0	2	1	0	2.82	Holbrooks	1.0	0	0	0	0	2	0	0.93
Totals	9.2	11	8	6	10	6	0	4.17	Cardenas (W, 1-0)	1.0	1	0	0	0	2	0	0.00
									Totals	10.0	7	7	7	7	10	0	3.27

WP: Schultz, Watts, D.  
 IBB: Williams, R (by Schultz), Lin (by Schultz).  
 HBP: Morales, A (by Schultz), Pinto, J (by Schultz), Aliotti, A (by Ibarra), Gilmartin (by Tone).  
 Groundouts-flyouts: Krol 6-5, Joseph 2-0, Quigley 1-1, Schultz 5-0, Ibarra 7-1, Watts, D 4-1, Tone 1-2, Holbrooks 1-0, Cardenas 0-1.  
 Batters faced: Krol 24, Joseph 10, Quigley 6, Schultz 12, Ibarra 18, Watts, D 11, Tone 7, Holbrooks 3, Cardenas 4.  
 Inherited runners-scored: Schultz 1-0, Tone 2-2.  
 Umpires: HP: Javier Cantu. 1B: Chris Nguyen. 2B: . 3B: .  
 Weather: 52 degrees, overcast.  
 Wind: 10 mph, L to R.  
 T: 3:42.  
 Att: 272.



GI ---GAMES BY POSITION---

BATTERS	AVG	G	AB	R	H	2B	3B	HR	RBI	TB	BB	IBB	SO	SB	CS	OBP	SLG	OPS	SF	SAC	HBP	DP	1B	2B	3B	SS	OF	C	E
<a href="#">Affinito, Christopher</a>	.125	14	48	7	6	1	0	2	9	13	11	0	20	0	0	.279	.271	.550	2	0	0	1	1	0	0	0	0	2	2
* <a href="#">Aliotti, Anthony</a>	.276	28	87	15	24	5	0	0	12	29	25	0	29	3	0	.443	.333	.777	1	0	2	2	26	0	0	0	0	0	6
* <a href="#">Crumbliss, Conner</a>	.263	31	114	25	30	7	1	0	15	39	37	0	28	7	3	.441	.342	.783	1	1	0	1	0	27	0	0	4	0	3
<a href="#">Dixon, Rashun</a>	.264	26	91	14	24	4	2	2	12	38	18	0	25	2	1	.393	.418	.810	1	0	2	0	0	0	0	0	25	0	0
<a href="#">Gil, Leonardo</a>	.236	30	110	18	26	7	1	3	24	44	11	0	25	1	1	.294	.400	.694	5	2	0	4	0	0	24	5	0	0	7
# <a href="#">Gilmartin, Michael</a>	.226	28	93	10	21	4	1	0	13	27	14	0	35	4	1	.333	.290	.624	2	1	2	2	0	0	0	27	0	0	7
<a href="#">Hernandez, Franklin</a>	.230	18	61	8	14	3	0	1	10	20	4	0	18	0	1	.288	.328	.616	0	1	1	2	7	0	0	0	7	0	4
<a href="#">House, Tyreace</a>	.261	25	88	19	23	2	0	0	7	25	16	0	21	7	3	.381	.284	.665	0	1	1	1	0	0	0	0	23	0	1
<a href="#">Levia, Nino</a>	.283	15	53	10	15	2	0	0	3	17	6	0	12	2	1	.356	.321	.677	0	0	0	1	0	5	8	0	0	0	1
<a href="#">Nunez, Juan</a>	.219	9	32	3	7	1	0	0	3	8	2	0	8	0	0	.265	.250	.515	0	0	0	1	0	0	0	0	0	8	3
<a href="#">Richard, Mvrio</a>	.215	23	93	10	20	9	1	1	13	34	12	0	10	1	1	.308	.366	.674	1	0	1	1	0	0	0	0	21	0	3
<a href="#">Stassi, Max</a>	.268	28	112	16	30	7	0	5	20	52	11	0	42	0	1	.341	.464	.806	1	0	2	3	0	0	0	0	0	23	3
<a href="#">Walton, Kent</a>	.274	24	95	12	26	12	0	1	18	41	7	0	24	2	2	.327	.432	.759	3	0	2	4	0	0	0	0	19	0	1
Team Total	.247	32	1077	167	266	64	6	15	159	387	174	0	297	29	15	.354	.359	.713	17	6	13	23							51
PITCHERS	W	L	ERA	G	GS	CG	SHO	SV	SVO	IP	H	R	ER	HR	HB	BB	IBB	SO	BK	WP	GO/AO	DP	WHIP	AVG	AB	TBF	SF	GF	HLD
<a href="#">Christensen, Kyle</a>	0	1	13.50	1	1	0	0	0	0	4.0	6	6	6	0	2	3	0	1	0	1	0.83	0	2.25	.353	17	23	1	0	0
<a href="#">Garcia, Hector</a>	0	1	4.34	11	0	0	0	0	1	18.2	17	13	9	1	2	14	0	18	1	6	4.29	2	1.66	.233	73	90	0	5	1
<a href="#">Gilliam, Robert</a>	2	1	2.87	7	7	0	0	0	0	37.2	29	14	12	2	0	15	0	26	0	3	0.75	2	1.17	.216	134	154	3	0	0
<a href="#">Guzman, Jose</a>	1	1	5.27	12	0	0	0	3	4	13.2	15	12	8	1	0	7	0	16	1	2	0.92	0	1.61	.268	56	64	0	10	0
<a href="#">Hoehn, Connor</a>	3	1	3.24	10	0	0	0	0	0	25.0	18	10	9	2	4	6	0	35	0	2	1.11	0	0.96	.196	92	103	0	1	0
* <a href="#">Huttenlocker, Anthony</a>	1	1	3.00	6	0	0	0	0	0	9.0	9	3	3	0	0	4	0	12	0	0	0.40	0	1.44	.265	34	39	1	1	0
<a href="#">Joseph, Jonathan</a>	0	1	5.63	4	1	0	0	0	0	8.0	10	7	5	0	1	7	1	12	0	4	1.17	1	2.13	.294	34	42	0	0	1
* <a href="#">Krol, Ian</a>	1	1	2.81	7	6	0	0	0	0	32.0	27	12	10	0	0	11	1	25	2	0	1.34	2	1.19	.233	116	133	3	1	0
<a href="#">Lansford, Josh</a>	0	1	2.92	11	0	0	0	0	0	12.1	15	5	4	0	0	4	0	10	1	0	0.53	0	1.54	.319	47	52	1	6	1
* <a href="#">Marks, Justin</a>	1	3	7.22	6	6	0	0	0	0	28.2	30	26	23	5	3	18	0	25	0	3	0.84	2	1.67	.263	114	135	0	0	0
<a href="#">Mederos, Chris</a>	2	2	1.88	5	5	0	0	0	0	24.0	19	9	5	0	0	7	0	20	0	2	2.13	0	1.08	.207	92	100	0	0	0
* <a href="#">Peterson, Max</a>	0	0	0.00	3	0	0	0	1	1	3.1	1	0	0	0	0	1	0	6	0	0	3.00	0	0.60	.100	10	12	0	2	0
* <a href="#">Quigley, Ryan</a>	0	0	6.89	9	0	0	0	0	2	15.2	21	15	12	3	0	8	0	16	1	3	1.82	1	1.85	.323	65	77	3	3	2
<a href="#">Schultz, Bo</a>	2	1	2.82	11	0	0	0	0	0	22.1	13	9	7	0	5	12	2	17	1	0	3.08	2	1.12	.165	79	98	1	3	0
<a href="#">Straily, Daniel</a>	3	1	5.65	6	6	0	0	0	0	28.2	32	20	18	3	1	13	1	28	0	3	1.04	0	1.57	.286	112	129	3	0	0
Team Total	16	16	4.17	32	32	0	1	4	8	283.0	262	161	131	17	18	130	5	267	7	29	1.24	12	1.39	.244	1075	1251	16	32	5

KEY: \* - lefthanded hitter/pitcher, # - switch hitter

Oakland Athletics  
 Organization Leaders  
 (As of 05/11/2010 01:02 AM EDT)

BATTING TOP 10 (minimum 2.7 PA/team game)

BATTER	CLUB	AVG	G	AB	R	H	HR	RBI
Valdez, Alex	MID	.333	30	120	20	40	4	24
Tolleson, Steven	SAC	.319	22	72	14	23	1	9
Weeks, Jemile	MID	.304	26	102	18	31	2	13
Ladendorf, Tyler	STK	.300	27	90	7	27	1	5
Wimberly, Corey	SAC	.293	30	123	21	36	1	9
Cust, Jack	SAC	.287	29	94	20	27	4	17
Sogard, Eric	SAC	.287	31	108	16	31	0	10
Green, Grant	STK	.285	32	137	16	39	2	11
Parker, Stephen	STK	.282	32	110	18	31	6	18
Aliotti, Anthony	KC	.276	28	87	15	24	0	12

PITCHING TOP 10 (minimum 0.8 IP/team game)

PITCHER	CLUB	W-L	ERA	IP	H	BB	SO
Hernandez, Carlos	MID	2-0	2.51	28.2	23	18	20
Mazzaro, Vin	SAC	2-1	2.67	30.1	28	14	35
Figueroa, Pedro	MID	1-1	2.78	35.2	31	13	30
Krol, Ian	KC	1-1	2.81	32.0	27	11	25
Capra, Anthony	MID	2-4	2.84	31.2	18	18	26
Gilliam, Robert	KC	2-1	2.87	37.2	29	15	26
Murray, Justin	STK	2-2	2.90	31.0	30	14	25
Haviland, Shawn	STK	2-1	3.05	38.1	39	9	37
Banwart, Travis	MID	4-0	3.67	41.2	40	15	28
Godfrey, Graham	SAC	1-2	3.86	30.1	26	19	22

HOME RUNS

Carter, Chris	SAC	8
Parker, Stephen	STK	6
Stassi, Max	KC	5
5 others tied at 4.		

WINS

Banwart, Travis	MID	4
Mortensen, Clay	SAC	4
Hoehn, Connor	KC	3
Straily, Daniel	KC	3
13 others tied at 2.		

RBI

Carter, Chris	SAC	28
Gil, Leonardo	KC	24
Valdez, Alex	MID	24
Taylor, Michael	SAC	22
2 others tied at 20.		

SAVES

Vaughan, Beau	MID	6
Demel, Sam	SAC	4
Guzman, Jose	KC	3
Rodriguez, Henry	SAC	3
Smyth, Paul	STK	3

STOLEN BASES

Wimberly, Corey	SAC	11
Gilbert, Archie	MID	8
Crumbly, Conner	KC	7
House, Tyreace	KC	7
2 others tied at 5.		

STRIKEOUTS

Haviland, Shawn	STK	37
Hoehn, Connor	KC	35
Mazzaro, Vin	SAC	35
Figueroa, Pedro	MID	30
Mortensen, Clay	SAC	29

TEAM STATISTICS

TEAM BATTING	AVG	AB	R	H	HR	BB	SO	SB	CS	TEAM PITCHING	W-L	ERA	H	CG	SHO	SV	HR	BB	SO
Sacramento	.259	1083	166	280	27	119	241	25	11	Sacramento	14-18	3.42	273	0	2	9	24	132	243
Midland	.248	1022	146	253	19	116	243	34	20	Midland	15-16	3.66	249	0	0	9	16	128	224
Kane County	.247	1077	167	266	15	174	297	29	15	Kane County	16-16	4.17	262	0	1	4	17	130	267
Stockton	.245	1061	137	260	24	160	235	15	17	Stockton	13-19	4.48	293	1	1	6	28	116	242