

San Francisco GIANTS GAME INFORMATION

Game #41
Road Game #20 (9-10)

SAN FRANCISCO GIANTS MEDIA NOTES
San Francisco Giants (22-18) vs. Oakland Athletics (20-22) Oakland-Alameda County Coliseum May 21, 2010

TONIGHT'S GAME...San Francisco Giants visit Oakland Athletics in 1st game of this 3-game series...Giants' left-hander **Barry Zito (6-1, 2.15)** will face A's right-hander **Trevor Cahill (1-2, 4.37)**...

PROBABLES AND BROADCAST SCHEDULE FOR SERIES AT OAKLAND (ALL GAME TIMES PDT):

- **Saturday, May 22 at Oakland (1:05): RHP Matt Cain (2-3, 3.33) vs. LHP Gio Gonzalez (4-3, 4.05) - CSN Bay Area**
- **Sunday, May 23 at Oakland (1:05): LHP Jonathan Sanchez (2-3, 3.06) vs. RHP Ben Sheets (2-3, 5.66) - CSN Bay Area**

note: all games broadcast on KNBR radio (English)/all home games (except for weekday day contests) and selected road games broadcast on KIQI 1010 radio and KATD 990 (Spanish)

THE GIANTS...lost 8-7 last night to host Arizona and have now dropped 2-straight, 3 of their last 4 and 8 of their last 13 games...

- **have dropped into 3rd place in NL West standings, marking 1st time all season for club to not be in either 1st or 2nd place...**
- **have combined for 18-6 (.750) record against NL East and Central opponents this season, however, have gone just 4-12 (.250) against NL West...7 of those 12 losses to NL West foes have come against Padres...**
- are in midst of 13-game stretch in which they do not have an off day, club's longest such stretch this season...next day off is scheduled for this upcoming Monday, May 24...
- are currently 1-3 on this 7-game roadtrip to San Diego (1-1), Arizona (0-2) and Oakland (this weekend)...Giants have posted 9-10 (.474) road record, losing 9 of their last 14 games away from AT&T Park...

TODAY'S TRANSACTIONS...prior to tonight's game Giants have purchased contract of RHP **Santiago Casilla (#46)** from triple-A Fresno and have placed RHP **Brandon Medders** on 15-day disabled list (retro to May 20) with right knee inflammation...

- Casilla, 29, began season on Fresno Grizzlies' disabled list with trapezius strain...he joined team May 9 and appeared in 4 games for Fresno, sealing 2 saves and blanking opposition in 4.0 innings with 7 strikeouts...

LET'S GO ZITO!...LHP **Barry Zito** is off to best start of his career posting 6-1 record with 2.15 ERA (13er, 54.1ip) and .203 (39-for-192) avg. against in 1st 8 starts...**this is most wins Zito has ever had through his 1st 8 starts of season, and his lowest ERA**...Zito was 3-2 with 4.34 ERA (22er, 45.2ip) through his 1st 8 starts in 2002 (year in which he won AL Cy Young Award)...

- Zito has fashioned 2-0 record with 0.89 ERA (2er, 20.1ip) and .189 (14-for-74) avg. against in 3 starts on road this season...his 0.89 road ERA is 2nd-lowest figure among NL pitchers...
- **over his past 22 starts, dating back to last season (July 23, 2009), Zito has gone 11-4 with 2.55 ERA (38er, 134.0ip)...that 2.55 figure is 7th-lowest among all Major League pitchers (min. 130.0ip)...Giants are 16-6 in those outings...**

NOW BATTING 8TH...last night manager **Bruce Bochy** had starting pitcher **Tim Lincecum** batting in 8th spot in lineup...it marked 1st time since Sept. 27, 1953 at Pittsburgh that Giants starting pitcher did not bat in 9-hole...in that Sept. 27 contest, Alvin Dark started at pitcher and batted 1st...he logged just 1.0 inning before moving to 3rd base in what was final game of that season (*Elias*)...

- Giants have used 28 different lineups through 1st 40 games this season...

WALK THIS WAY...Giants pitchers issued 9 free passes last night and have allowed 29 walks in their last 4 games (7.25 per game)...SF hurlers have allowed 166 walks overall this season, which is tied with Milwaukee for 2nd-most in National League (New York-NL is only team to issue more with 191)...

HOME/ROAD RELIEF...San Francisco's bullpen has been touched for 14 runs in 14.0 innings (9.00 ERA) of work through 1st 4 games of this roadtrip, including 11 runs in their last 6.0 innings...Giants' relief corps has really struggled on road this season, posting 5.63 ERA (35er, 56.0ip) and .284 (61-for-215) opponents avg. against in 19 road games, compared to 1.99 ERA (12er, 54.1ip) and .234 (47-for-201) avg. against in 21 home contests...SF's bullpen has allowed at least 1 run in their last 11 road contests...

- Giants relievers have combined to work 110.1 innings this season, 3rd-fewest in NL...

INTERLEAGUE...Giants and A's will face off tonight in Oakland to begin 2010 Interleague play...SF has posted 35-39 record against A's, however, have won 7 of last 8 contests...last season Giants went 5-1 against Oakland, marking 1st season series victory over A's since 2001 (4-2)...

- Giants went 9-6 in Interleague last season and have gone 106-103 (.507) since Interleague began in 1997...SF is 1 of only 5 National League teams with .500 or better career winning pct. in Interleague games, joining Florida (.548, 120-99), St. Louis (.526, 100-90), Atlanta (.521, 110-101) and Houston (.500, 100-100)...

CLOSE CALLS...15 of San Francisco's last 17 games and 17 of their last 20 have been decided by 3 runs-or-fewer, including 30 of 40 overall this season, during which Giants have posted record of 14-16...San Francisco has played 2nd-most games in Majors this season that have been decided by 3 runs-or-fewer...only Texas has played more such contests with 31...(courtesy of STATS, Inc.)...SF is 6-9 in 1-run decisions and 1-4 in 2-run decisions...

GIANTS TIDBITS...OF **John Bowker** recorded his 1st multi-hit game of season last night, going 2-for-3 with 2B and HR...IF **Aubrey Huff** leads Giants with .323 (21-for-65) avg. in month of May...C **Bengie Molina** is hitless in his last 9 at-bats...SF is batting .200 (10-for-50) with runners in scoring position in their last 5 games...IF **Pablo Sandoval** has hit safely in 13 of 14 career Interleague contests at .400 (20-for-50)...

SUNDAY TRIBUTE...A's and Giants will host Marin Catholic High School pitcher **Gunnar Sandberg**, his family and teammates this Sunday, May 23 at Oakland-Alameda County Coliseum...Sandberg will visit both A's and Giants clubhouses and will be honored during special pre-game ceremony, where he will be presented with team autographed bats from both clubs prior to throwing out ceremonial 1st pitch...Sandberg, 16, was critically injured after being hit in head with line drive on March 11 during scrimmage game...he was recently discharged from San Francisco rehabilitation hospital and is undergoing outpatient therapy 5 days a week until his recovery is complete...

GIANTS' RECORD WHEN THEY...

Score first	16-4	Lead after 7	17-2
Score 4 or more	18-6	Tied after 7	2-2
Score less than 4	4-12	Trail after 7	3-14
Out-hit opp.	17-7	Lead after 8	19-1
Out-hit by opp.	5-8	Tied after 8	1-1
Commit No Errors	19-10	Trail after 8	2-16
Commit Error	3-8	Hit at least 1 HR	16-8
One-run games	6-9	Hit no HRs	6-10

THIS DATE IN SF GIANTS HISTORY

May 21, 1948 - In his 1st trip to plate in Major Leagues, Giant outfielder **Les Layton** hit pinch-hit home run in 9th inning of an 8-3 loss to Cubs...

ZITO'S 7-DECISION STARTS IN SF UNIFORM

Year	W-L	After 8th
2010	6-1	???
2009	1-6	2-6
2008	0-7	0-8
2007	3-4	3-5

LOWEST ROAD ERA IN NL - 2010

RK	Player, Team	ERA
1	Ubaldo Jimenez, COL	0.62 (3er, 43.1ip)
2	Barry Zito, SF	0.89 (2er, 20.1ip)
3	Ricky Nolasco, FLA	1.76 (6er, 30.2ip)
4	Tommy Hanson, ATL	1.80 (5er, 25.0ip)
5	Tom Gorzelanny, CHI	1.82 (5er, 24.2ip)

BEST WINNING PCT. IN NL - 2010

RK	Player, Team	Pct. (W-L)
1t	Mike Leake, CIN	1.000 (4-0)
	Tim Lincecum, SF	1.000 (5-0)
	Carlos Silva, CHI	1.000 (5-0)
	Billy Wagner, ATL	1.000 (4-0)
5	Ubaldo Jimenez, COL	.889 (8-1)
6	Barry Zito, SF	.857 (6-1)

GIANTS HOME/ROAD SPLITS

Split	W	L	RS	RA	Wpct
Home	13	8	86	58	.619
Road	9	10	88	84	.474

FEWEST ERRORS BY TEAM IN MAJORS

RK	Team	E
1	Minnesota	9
2	San Francisco	16
3	New York-AL	17
4	Cincinnati	20
5	San Diego	21

GIANTS ON ROADTRIP

Games:	4
Record:	1-3
Avg.:	.252 (37-for-147)
Runs Per Game:	4.0 (16 total)
Home Runs:	3
Stolen Bases:	0
ERA:	7.50 (30er, 36.0ip)
Starters W-L:	0-2
Starters ERA:	6.55 (16er, 22.0ip)
Relievers W-L:	1-1
Relievers ERA:	9.00 (14er, 14.0ip)
Saves/Opportunities:	1/2

DYNAMIC DEAL OF WEEK

- Dynamic Deal of Week features upcoming games with prices of particular value of interest...these highlighted deals offer some of best values available...next week Giants are offering \$12 left field bleacher tickets for Tuesday's game against Nationals...

Comeback wins	9
Lineups Used	28
Last at-bat	4-5
Extra Innings	3-3
Series Sweeps	3-3
Series (W-L-T)	8-5-1
1-game series	0-0
2-game series	0-1-1
3-game series	8-4-0
4-game series	0-0-0

GIANTS STARTING PITCHER...#75 BARRY ZITO, LHP

Breakdown	W-L	ERA	G	IP	H	R	ER	BB	SO
2010 San Francisco	6-1	2.15	8	54.1	39	13	13	20	34
Career (11th season)	139-107	3.79	329	2053.1	1814	942	865	846	1535
Career vs. Oakland	0-3	9.22	3	13.2	21	15	14	12	7

- 31-year-old left-hander will make his 8th start of season, his 329th start and 330th appearance of his career tonight in opening game of 3-game set at Oakland...
- **ranks among NL leaders in ERA (5th, 2.35), fewest hits allowed per 9.0 innings (5th, 6.46), opponents avg. against (6th, .203), and fewest baserunners per 9.0 innings (9th, 9.77)...**
- is 2-0 with 0.89 ERA (2er, 20.1ip) in 3 games on road this season...**his 0.89 ERA on road is 2nd-lowest among NL starters this season...**
- is off to best start of his career posting 6-1 record with 2.15 ERA (13er, 54.1ip) and .203 (39-for-192) avg. against in 1st 8 starts...**this is most wins Zito has ever had through his 1st 8 starts of season, and his lowest ERA...**Zito was 2-2 with 4.34 ERA (22er, 45.2ip) through his 1st 8 starts in 2002 (year in which he won AL Cy Young Award)...
- earned his 6th victory in his most recent outing May 16 vs. Houston...reached 7.0 inning mark for 5th time this season, holding Astros to 6 hits, 3 runs, 1 walk with 4 punchouts...allowed his 1st home run of 2010 to **Carlos Lee** in 4th inning, as it was his 1st longball allowed since his last start of 2009 (Sept. 26 vs. CHC) spanning 8 games between giving up homers...
- has allowed just 1 home run this season in his 54.1 innings pitched...is 2nd in NL in home runs allowed per 9.0 innings with 0.17 figure (COL's Ubaldo Jimenez leads with 0.14 mark)...
- **over his past 21 starts, dating back to last season (July 23, 2009), Zito has gone 11-4 with 2.55 ERA (38er, 134.0ip)...that 2.55 figure is 7th-lowest among all Major League pitchers (min. 125ip)...Giants are 16-6 in those outings...**
- received his 1st loss of 2010 May 11 vs. San Diego at AT&T Park...was his shortest outing of season, tossing only 5.0 innings while allowing 3 earned runs on 6 hits and walking career-high tying 7 batters (5th time)...limited damage by stranding 10 baserunners in his 5.0 innings...
- earned his 5th win of season May 5 at Florida...reached 7.0 innings, (4th-consecutive start with at least 7.0 innings), allowing only 1 earned run on 7 hits and 4 punchouts...
- Zito became 1st Giants pitcher to win his 1st 5 decisions in season since **Noah Lowry** won his 1st 6 decisions in 2004...since 1980, Zito is 1 of 5 Giants starting pitchers to win their 1st 5 decisions...
- has finished off batters when getting two strikes, limiting them to just 12 hits in 90 at-bats (.133)...
- **has missed just 1 start in his career, and leads all active pitchers with 311 starts since 2001...**
- **has never been on disabled list and has never missed start due to injury...**
- there is only 1 active left-handed pitcher since 2000 who have held opponents to lower batting avg. than Zito's .237 clip...that pitcher is Johan Santana (.225)...
- **Giants have scored 2-or-less runs in 60 of his 107 starts (56.0%),** while plating 3 or more runs only 45 times (42.0%)...
- **is 108-6 (.947) in his career when receiving at least 4 runs of support** (136 starts), including 23-2 (.920) mark with SF (28 starts)...
- owns .105 lifetime avg. (22-for-209) with 5 RBI and 28 sacrifices...is 2-for-16 (.125) with 5 sacrifice bunts and 8 strikeouts this season...

STRIKEOUTS FOR TROOPS

- 2010 marks 5th Year of **Barry Zito's** Strikeouts For Troops (SFT) that is touching lives of our injured heroes one soldier at a time...SFT has raised nearly \$2 million from contributions from over 65 Major League players, fan donations and special events...all-star roster includes some of the biggest names in baseball including Jake Peavy, CC Sabathia, Albert Pujols, Alex Rodriguez, Nick Swisher, Brad Lidge...
- Strikeouts For Troops donates 100 percent of funds to provide assistance to our injured troops recovering in military hospitals nationwide and works to lift spirits and morale that aids in their recovery process...
- during spring training 2010, Zito hosted 22 injured Marines, all with purple hearts, from Wounded Warrior Battalion at Balboa Hospital, San Diego and Camp Pendleton to spring baseball—paid for their flights, hotels, meals, game tickets, arranged for them to be honored at each ballpark and hosted them at inaugural "Jake Peavy's Woodcock" music event where Marines took to stage with Barry and together entertained audience by singing "You've Lost that Loving Feeling..."

SATURDAY'S GIANTS STARTER...#18 MATT CAIN, RHP

Breakdown	W-L	ERA	G	IP	H	R	ER	BB	SO
2010 Season	2-3	3.33	8	51.1	41	20	19	21	38
Career (6th)	46-54	3.52	146	923.2	785	377	361	370	767
Career vs. OAK	2-4	2.89	6	43.2	27	14	14	17	47

- senior member of Giants team will make his 146th start and 147th appearance of his career in 2nd game of this 3-game series here in Oakland...has gone 2-3 with 3.33 ERA (19er, 51.1ip) in 1st 8 starts, with Giants going 3-5 in his outings...has tossed 6 quality outings...has been charged with losses in each of his last 2 outings (both coming against San Diego), allowing 7 runs in 12.2 innings...is coming off start in which he pitched 6.0 innings and allowed 2 runs on 6 hits in 3-1 loss to Padres last Monday night at PETCO Park...issued 5 walks and gave up solo HR to Adrian Gonzalez in 1st inning...was charged with another run in 5th after allowing single to David Eckstein, walk to Gonzalez and then run-scoring single to Chase Headley...has given up 11 walks in his last 2 starts after having issued just 10 free passes in his 1st 6 assignments...**vs. Oakland:** will be making his 7th career start against Athletics...has received decision in every outing, posting 2-4 record with 2.89 ERA (14er, 43.2ip) and .173 (27-for-156) avg. against...has yielded just 5 earned runs in his last 24.0 innings (1.88 ERA) vs. A's, covering his last 3 starts...2 of his 8 career complete games have come against Oakland, including 1 last season in which he allowed just 1 run on 4 hits over 9.0 innings on June 14 at AT&T Park...

GIANTS STARTERS AND RELIEVERS

	G	W-L	SVOPP	ERA	IP	H	R	ER	BB	SO	HR
Starters	40	17-11		3.21	255.0	188	92	91	107	225	20
Relievers	40	5-7	13/19	3.83	110.1	108	50	47	59	101	11
Totals	40	22-18	13/19	3.40	365.1	296	142	138	166	326	31

2010 SAN FRANCISCO GIANTS STARTING PITCHERS (STARTS ONLY)

Pitcher	GS-QS	Pct.	RS	RSA	#P/GS	SB-ATT	Pct.	PCK	GDP	W-L	LAST START	W-L	IP	H	R	ER	BB	SO	HR
Cain	8-6	.750	23	4.03	105.3/8	7-8	.875	0	1	2-3	May 17 at SD	L	6.0	6	2	2	5	5	1
Lincecum	9-8	.889	43	6.31	109.3/8	8-8	1.000	0	4	5-0	May 20 at AZ	ND	5.0	5	5	5	5	6	1
Sanchez	8-3	.375	14	2.52	100.1/8	10-13	.769	0	4	2-3	May 18 at SD	ND	6.0	7	4	4	0	7	0
Welmeyer	7-2	.286	20	4.74	94.1/7	3-3	1.000	0	2	2-4	May 19 at AZ	L	5.0	4	5	5	5	3	3
Zito	8-7	.875	27	4.47	103.0/8	6-8	.750	0	3	6-1	May 16 vs. HOU	W	7.0	6	3	3	1	4	1
Totals	40-26	.650	127	4.48	102.8/40	34-40	.850	0	14	17-11									

ZITO'S 2010 STARTS

Date	OPP	DEC	SCORE	IP	H	R	ER	BB	SO	HR
4/6	at HOU	W (1-0)	W, 3-0	6.0	3	0	0	1	5	0
4/12	PIT	W (2-0)	W, 9-3	6.0	5	3	3	3	1	0
4/18	at LAD	ND	L, 1-2	7.1	4	1	1	1	3	0
4/24	STL	W (3-0)	W, 2-0	8.0	3	0	0	3	10	0
4/30	COL	W (4-0)	W, 5-2	8.0	5	2	2	3	5	0
April (5 starts)	4-0	1.53	35.1	20	6	6	11	24	0	
5/5	at FLA	W (5-0)	W, 3-2	7.0	7	1	1	1	4	0
5/11	SD	L (5-1)	L, 3-2	5.0	6	3	3	7	2	0
5/16	HOU	W (5-1)	W, 4-3	7.0	6	3	3	1	4	1
May (3 starts)	2-1	3.32	19.0	19	7	7	9	10	1	
Totals (8 starts)	6-1	2.15	54.1	39	13	13	20	34	1	

ZITO'S 2010 NUMBERS

	W-L-S	ERA	G	IP	H	ER
Home	4-1-0	2.91	5	34.0	25	11
Road	2-0-0	0.68	3	20.1	14	2
Day	1-0-0	2.51	2	14.1	10	4
Night	5-1-0	2.03	6	40.0	29	9
Pre-ASB	6-1-0	2.15	8	54.1	39	13
Post-ASB	----	---	--	---	--	--
		AVG.	AB	H	HR	
vs. LHH		.200	25	5	0	
vs. RHH		.204	167	34	1	

ZITO'S HISTORY

Last Win:	5/16/10 vs. Houston (vs. Myers)	
Last Loss:	5/11/10 vs. SD (vs. LeBlanc)	
Last CG:	5/19/09 at SD (vs. Young)	
2010 Highs	Career Highs	
Low-Hit CG:	None	3 (2x), 7/18/03 at MIN
Innings:	8.0 (2x), 4/30 vs. COL	9.0 (6x), 8/30/05 at LAD
Strikeouts:	10, 4/24 vs. STL	11 (3x), 6/16/06 vs. LAD
Win Streak:	5, 4/6-5/5	9 (2x), 5/5-6/22/02
Loss Streak:	1, 5/11	8, 3/31-5/17/08

ZITO AT THE PLATE

	AVG	AB	H	2B	3B	HR	RBI	SH
2010	.125	16	2	0	0	0	0	5
Career	.105	209	22	0	0	0	5	28

OAKLAND CAREER BATTING VS. ZITO

	AVG	AB	H	HR	RBI	BB	SO
Daric Barton	.500	2	1	0	1	1	0
Travis Buck	.600	5	3	0	1	0	0
Eric Chavez	.571	7	4	0	1	2	1
Jack Cust	1.000	1	1	0	2	3	0
Jake Fox	.333	6	2	0	2	0	1
Kevin Kouzmanoff	.273	33	9	2	7	1	4
Adam Rosales	.250	4	1	0	0	0	1
Kurt Suzuki	.000	2	0	0	0	1	1
Ryan Sweeney	.333	3	1	0	1	0	0

ZITO VS. OAKLAND



At a glance: is making his 4th career start vs. Athletics...has struggled in 1st 3 starts vs. former club, going 0-3 with 9.22 ERA (14er, 13.2ip)...last time lefty faced Oakland was June 13, 2008 at AT&T Park, where he tossed 5.2 innings allowing 4 runs on 6 hits and 4 walks with 3 punchouts...has not reached 6.0 inning mark vs. A's...

DATE	H/R	DEC	SCORE	IP	H	R	ER	BB	SO	HR
5/18/07	R	L (0-1)	3-15	4.0	6	7	7	7	2	1
6/9/07	H	L (0-2)	0-6	4.0	9	4	3	1	2	1
6/13/08	H	L (0-3)	1-5	5.2	6	4	4	4	3	0
Totals (2 starts)	0-2	11.25	8.0	15	11	10	8	4	2	

ZITO'S RUN SUPPORT (runs during appearance)

Runs Scored	Times
0 runs	--
1 run	1
2 runs	2
3 runs	2
4 runs	1
5 runs	1
6 runs	--
7 runs	1
8 runs	--
9 runs	--
10+ runs	--
Run Support AVG.	4.47

ZITO'S RUNS BY INNING

Inning	Games	Runs	Avg.
1st	8	2	0.25
2nd	8	3	0.37
3rd	8	1	0.12
4th	8	1	0.12
5th	8	3	0.37
6th	7	2	0.28
7th	5	2	0.40
8th	3	1	0.33
9th	--	--	--

PITCHER	CAREER						2009					
	W-L-S	ERA	G	IP	H	ER	W-L-S	ERA	G	IP	ER	
Affeldt	0-1-0	6.75	8	9.1	11	7	----	----	----	----	----	
Bautista	0-0-0	12.46	1	4.1	8	6	----	----	----	----	----	
Casilla	----	----	----	----	----	----	----	----	----	----	----	
Mota	1-0-0	7.36	4	3.2	2	3	1-0-0	0.00	2	1.2	0	
Romo	0-0-0	3.00	3	3.0	1	1	0-0-0	4.50	2	2.0	1	
Runzler	----	----	----	----	----	----	----	----	----	----	----	
Wilson	0-0-3	0.00	3	2.1	1	0	0-0-2	0.00	2	1.1	0	
GIANTS TOTALS							0-0-2	4.05	3	6.2	3	
ATHLETICS TOTALS							0-0-1	0.98	6	18.1	2	

BULLPEN NOTES...bullpen has not faired well during current road trip as they have allowed 14 earned runs in 14.0 innings (9.00 ERA) and opponents are batting .316 (18-for-57)...
 • Giants' relief corps has really struggled on road this season, posting 5.63 ERA (35er, 56.0ip) and .284 (61-for-215) opponents avg. against in 19 road games, compared to 1.99 ERA (12er, 54.1ip) and .234 (47-for-201) avg. against in 21 home contests...SF's bullpen has allowed at least 1 run in their last 11 road contests...
 • Giants relievers have combined to work 110.1 innings this season, 3rd-fewest in NL...

GIANTS BULLPEN TOTALS											
AVG: .260 (108x416)											
vs. LHH: .250, 3 HR (38x152)											
vs. RHH: .265, 8 HR (70x264)											
1st Batter Faced/Retired: 109/74 (67.9%)											
Inherited Runners/Stranded: 63/45 (71.4%)											

#41 JEREMY AFFELDT (2-3, 2.65 ERA, 2 SV) vs. LHH .235, 1 HR (4x17) vs. RHH .256, 1 HR (11x43)
 Last Win: 4/9/10 vs. ATL Last Loss: 5/20/10 at ARI Last Save: 4/30/10 vs. COL
 1st Batter Faced/Retired: 16/9 (56.3%) Inherited Runners/Stranded: 5/4 (80.0%) Save Op. (2/3)

GIANTS BULLPEN - BY MONTH											
Month	W-L	ERA	Sv-Opp	IP	H	R	ER	BB	SO	HR	
April	2-4	3.00	6-9	60.0	56	23	20				
May	3-3	4.83	7-10	50.1	52	27	27				
June	--	----	--	--	--	--	--				
July	--	----	--	--	--	--	--				
August	--	----	--	--	--	--	--				
September	--	----	--	--	--	--	--				
October	--	----	--	--	--	--	--				

• suffered 3rd loss of season last night after allowing Conor Jackson to score from 3rd base on wild pitch in 7-7 tie in 8th inning...
 • is fashioning 1.59 ERA (1er, 5.2ip) in his last 5 outings and has been unscored upon in 10 of 16 games...
 • **has allowed 7 of his 16 1st batters faced to reach base...**
 • southpaw has issued 10 walks in 17.0 innings and has allowed at least 1 baserunner in all but one outing...has allowed 3 runs in his last 10.2 innings, covering 11 games (2.53 ERA)...
 • **just 4 of his 15 hits allowed are extra base hits (2 2Bs, 2 HRs)...**

GIANTS BULLPEN LINES - LAST 3 SERIES											
DATE	OPP	W-L-S	IP	H	R	ER	BB	SO	HR		
5/17-5/18	at SD	1-0-1	8.0	7	3	3	7	8	0		
5/19-5/20	at ARI	0-1-0	6.0	11	11	11	7	7	3		
5/21-5/23	at OAK	----	--	--	--	--	--	--	--		

#53 DENNY BAUTISTA (0-0, 3.00 ERA, 0 SV) vs. LHH .167, 0 HR (1x6) vs. RHH .200, 1 HR (3x15)
 Last Win: 8/27/09 vs. PHI Last Loss: 9/26/09 vs. LAD Last Save: None
 1st Batter Faced/Retired: 5/3 (60.0%) Inherited Runners/Stranded: 0/0 (0.0%) Save Op. (0/0)

INDIVIDUALS - LAST 5 APPEARANCES											
JEREMY AFFELDT											
DATE	OPP	DEC	IP	H	R	ER	BB	SO	HR		
05/08	at NYM	ND	2.0	2	0	0	0	2	0		
05/09	at NYM	ND	0.1	1	0	0	0	0	0		
05/16	HOU	ND	1.0	1	0	0	0	0	0		
05/18	at SD	ND	2.0	0	0	0	2	3	0		
05/20	at ARI	L	1.1	1	1	1	1	2	0		
Totals	1.59	0-1-0	5.2	5	1	1	3	7	0		

• registered his longest outing of season Wednesday night, facing 10 batters and tossing 2.0 innings while allowing 1 hit, 2 earned runs, 3 walks, 4 strikeouts and 1 HR...
 • entering his 11th professional season, Bautista is in his 1st season with San Francisco...appeared in just 14 games in Majors with Pittsburgh last season, going 1-1 with 5.27 ERA (8er, 13.2ip)...
 • prior to his promotion to big club he was 1-1 with 2.19 ERA (3er, 12.1ip) and 6 saves for triple-A Fresno this season...held PCL hitters to .195 (8-for-41) avg. against...was unscored upon in 9 of 11 games...

DENNY BAUTISTA											
DATE	OPP	DEC	IP	H	R	ER	BB	SO	HR		
05/07	at NYM	ND	1.0	0	0	0	1	2	0		
05/11	SD	ND	1.0	1	0	0	2	0	0		
05/12	SD	ND	1.0	1	0	0	1	2	0		
05/17	at SD	ND	1.0	1	0	0	1	0	0		
05/19	at ARI	ND	2.0	1	2	2	3	4	1		
Totals	3.00	0-0-0	6.0	4	2	2	8	8	1		

#46 SANTIAGO CASILLA (0-0, --- ERA, 0 SV) vs. LHH ---, 0 HR (0x0) vs. RHH ---, 0 HR (0x0)
 Last Win: 5/19/09 at TB Last Loss: 5/29/09 at TEX Last Save: 9/22/08 at TEX
 1st Batter Faced/Retired: 0/0 (0.0%) Inherited Runners/Stranded: 0/0 (0.0%) Save Op. (0/0)

SANTIAGO CASILLA											
DATE	OPP	DEC	IP	H	R	ER	BB	SO	HR		
----	---	--	--	--	--	--	--	--	--		

• 29-year-old right-hander had his contract purchased from triple-A Fresno prior to tonight's game, taking place of RHP Brandon Medders, who was placed on 15-day DL...Casilla, who was non-roster invitee to Spring Training this season, began year on Fresno Grizzlies' disabled list with trapezius strain...he joined club May 9 and appeared in 4 games for Fresno, sealing 2 saves and blanking opposition in 4.0 innings with 7 strikeouts...
 • former Oakland Athletic was non-drafted free agent by A's in 2000...has gone 6-4 with 5.11 ERA (91er, 160.1ip) in 152 Major League contests (all with Oakland) from 2004-09...

GUILLERMO MOTA											
DATE	OPP	DEC	IP	H	R	ER	BB	SO	HR		
05/06	at FLA	ND	0.2	0	0	0	0	0	0		
05/08	at NYM	L	1.0	1	1	1	0	1	1		
05/14	HOU	ND	0.2	1	0	0	0	0	0		
05/18	at SD	ND	1.0	1	0	0	0	1	0		
05/20	at ARI	BS	0.1	1	0	0	1	0	0		
Totals	2.45	0-1-0	3.2	4	1	1	1	2	1		

#59 GUILLERMO MOTA (0-1, 1.29 ERA, 1 SV) vs. LHH .300, 0 HR (6x20) vs. RHH .212, 1 HR (7x33)
 Last Win: 6/16/09 vs. OAK Last Loss: 5/8/10 at NYM Last Save: 5/04/10 at FLA
 1st Batter Faced/Retired: 15/12 (80.0%) Inherited Runners/Stranded: 9/6 (66.7%) Save Op. (1/2)

SERGIO ROMO											
DATE	OPP	DEC	IP	H	R	ER	BB	SO	HR		
05/09	at NYM	W	0.2	1	0	0	1	0	0		
05/11	SD	ND	1.0	0	0	0	0	0	0		
05/14	HOU	ND	1.0	1	0	0	0	1	0		
05/17	at SD	ND	0.2	0	0	0	0	1	0		
05/20	at ARI	ND	0.2	0	0	0	2	0	0		
Totals	0.00	1-0-0	4.0	2	0	0	3	2	0		

• tossed 0.1 inning last night in ARI (1h, 1bb) and was charged with his 1st blown save of year after allowing game tying RBI-2B to Arizona's Mark Reynolds...
 • has been one of top Giants relievers thus far, allowing just 2 runs in 14.0 innings (1.29 ERA) while holding opposition to .245 (13-for-53) avg. against...has been unscored upon in 14 of 16 games...
 • right-handed hitters were batting .308 (4-for-13) through Mota's 1st 6 games this season...however, over his last 8 contests, veteran has held righties to .150 avg. against (3-for-20)...
 • has given up just 4 extra base hits (3 2Bs, HR)...

DAN RUNZLER											
DATE	OPP	DEC	IP	H	R	ER	BB	SO	HR		
05/11	SD	ND	1.1	0	0	0	1	2	0		
05/12	SD	ND	0.1	0	0	0	0	1	0		
05/17	at SD	ND	0.1	1	1	1	2	0	0		
05/18	at SD	W	1.0	0	0	0	1	0	0		
05/20	at ARI	ND	0.2	2	2	2	0	1	0		
Totals	7.36	1-0-0	3.2	3	3	3	4	4	0		

#54 SERGIO ROMO (1-3, 3.50 ERA, 0 SV) vs. LHH .167, 0 HR (4x24) vs. RHH .214, 3 HR (9x42)
 Last Win: 5/9/10 at NYM Last Loss: 5/07/10 at NYM Last Save: 8/25/09 vs. AZ
 1st Batter Faced/Retired: 19/15 (79.0%) Inherited Runners/Stranded: 19/13 (68.4%) Save Op. (0/3)

BRIAN WILSON											
DATE	OPP	DEC	IP	H	R	ER	BB	SO	HR		
05/09	at NYM	SV	1.2	1	0	0	0	5	0		
05/13	SD	ND	1.0	2	0	0	0	1	0		
05/15	HOU	SV	1.0	1	0	0	2	1	0		
05/16	HOU	SV	1.0	2	0	0	0	2	0		
05/18	at SD	SV	1.0	3	2	2	1	2	0		
Totals	3.18	0-0-4	5.2	9	2	2	3	11	0		

• tossed 0.2 innings last night vs. ARI (2bb) and registered his team leading 5th hold of season...**has been unscored upon in 15 of 19 games and has held opposition to .197 (13-for-66) clip...6 of his 13 hits allowed have been extra base hits (3 2Bs, 3 HRs)...**
 • **in 7 Interleague games, Romo has gone 2-0 with 1.35 ERA (1er, 6.2 ip) and has limited opponents to .095 (2-for-21) avg. against...**
 • has held opponents scoreless in 7 of his 10 games on road this season, although he has recorded 7.71 ERA (6er, 7.0ip)...has 0.87 ERA (1er, 10.1ip) at home...
 • **has inherited 19 baserunners, which is tied for 3rd-most among NL relievers...**
 • has been most often used reliever by manager Bruce Bochy this season, appearing in team-high 19 contests...is 1st among Giants relievers in innings pitched (18.0ip) and 2nd in Ks (18)...
 • has allowed 3 game changing HRs this season: May 7 at NYM - 2-run walk-off HR to Rod Barajas, May 4 at Florida - 3-run go-ahead HR to Dan Uggla in 8th and April 18 at LAD - 2-run game-winning HR to Manny Ramirez in 8th...

#45 DAN RUNZLER (2-0, 4.96 ERA, 0 SV) vs. LHH .238, 0 HR (5x21) vs. RHH .235, 1 HR (8x34)
 Last Win: 05/18/10 at SD Last Loss: None Last Save: None
 1st Batter Faced/Retired: 18/12 (66.7%) Inherited Runners/Stranded: 16/13 (81.3%) Save Op. (0/0)

• allowed pair of runs in 0.2 innings last night in Arizona...has given up 6 runs in his last 4.0 inn...
 • **looks to improve his numbers on road, as he has 9.35 ERA (9er, 8.2ip) in 10 games...**
 • has given up 13 walks in just 16.1 innings this season and has issued 7 free passes in his last 7 games...
 • **has allowed only 8 hits in 34 at-bats to right-handed batters (.235 avg. against)...**
 • has been unscored upon in 24 of 1st 29 career outings (10er, 25.0ip)...

#38 BRIAN WILSON (0-0, 2.76 ERA, 10 SV) vs. LHH .231, 0 HR (6x26) vs. RHH .256, 0 HR (10x39)
 Last Win: 8/15/09 at NYM Last Loss: 9/24/09 vs. CHI Last Save: 5/18/10 at SD
 1st Batter Faced/Retired: 16/13 (81.3%) Inherited Runners/Stranded: 6/5 (83.3%) Save Op. (10/11)

• Wilson's last 3 saves have not come easy as he's allowed 2 runs, 6 hits and 3 walks in that span, while stranding 7 runners on base...overall this season, Wilson has allowed at least 1 baserunner in 8 of his 11 save opportunities and has posted an ERA of 4.35 (5er, 10.1ip) and an opponents avg. against of .295 (13-for-44) when trying to convert rescue...
 • **has 3rd-highest save pct. (90.9%, 10-for-11) among NL closers...**
 • on May 9th vs. Mets, Wilson became 1st pitcher in Giants history to notch save of 5 or more outs, while registering each out with strikeout...marked 1st time since Toronto's B.J. Ryan did it against Phillies July 1, 2006...
 • has established himself as one of top closers in baseball since becoming full time closer in 2008...over last 2+ seasons, has converted 89-of-103 save chances, with his 89 rescues during that span as most in NL, ahead of Francisco Cordero (86)...

BATTING VS. OAKLAND										
PLAYER	CAREER					2009				
	AVG	AB	H	HR	RBI	AVG	AB	H	HR	RBI
John Bowker	.364	11	4	0	3	----	--	--	--	--
Matt Downs	.200	10	2	0	1	.200	10	2	0	1
Aubrey Huff	.265	204	54	7	24	.136	22	3	1	2
Bengie Molina	.223	341	76	7	40	.227	22	5	1	3
Ryan Rohlinger	----	--	--	--	--	----	--	--	--	--
Aaron Rowand	.216	139	30	2	14	.190	21	4	0	3
Freddy Sanchez	----	--	--	--	--	----	--	--	--	--
Pablo Sandoval	.333	21	7	1	4	.333	21	7	1	4
Nate Schierholtz	.474	19	9	2	6	.474	19	9	2	6
Andres Torres	.261	23	6	0	2	.333	15	5	0	1
Juan Uribe	.192	125	24	1	11	.300	10	3	0	1
Eli Whiteside	.000	1	0	0	0	.000	1	0	0	0
GIANTS TOTALS						.253	194	49	5	26
ATHLETICS TOTALS						.214	192	41	4	12

#20 JOHN BOWKER (.231, 3 HR, 8 RBI)

Roadtrip (.500, 3x6, 1 HR, 2 RBI)

RISP (.067, 1x15)

vs. LHP (.000, 0x4, 0 HR)

Current streak: 1 game (2x3)

vs. RHP (.246, 15x61 3 HR)

Career vs. Cahill (---, 0x0, 0 HR, 0 RBI)

Last Home Run: May 21 at Arizona, off Rodrigo Lopez (at-bats since: 1)

- went 2-for-3 last night in Arizona hitting his 3rd home run of season as part of back-to-back clouts with **Juan Uribe** in 6th inning...marked his 1st multi-hit game of 2010...is 8-for-23 (.348) with 2B, 2 HRs and 4 RBI in his last 14 games...
- is batting .231 (15-for-65) with 3 HRs and 8 RBI in 32 games this season...has at least 1 hit in 14 of his 32 games...
- is 4-for-13 (.308) as pinch-hitter this season and has .326 career avg. (15-for-46) in pinch...**
- began season as SF's Opening Day starter in right field, starting 9 of 1st 15 games, however since April 23, has started just 4 of last 22 contests...
- is 0-for-his-last-14 w/RISP after going 1-for-1 in his 1st game of season on April 5 at Houston...**is 1-for-15 (.067) overall in those situations this year...
- has started 14 games (7 in RF and 7 in LF)...has 4 starts at LF in May...

#34 MATT DOWNS (.265, 1 HR, 5 RBI)

Roadtrip (.333, 3x9, 0 HR, 2 RBI)

RISP (.286, 4x14)

vs. LHP (.323, 10x31, 1 HR)

Current streak: hitless last game (0x1)

vs. RHP (.216, 8x37, 0 HR)

Career vs. Cahill (.500, 1x2, 0 HR, 0 RBI)

Last Home Run: April 27, 2010 vs. PHI, off Jamie Moyer (at-bats since: 62)

- is just 4-for-his-last-29 (.138), dropping season avg. from .359 to current .265 mark...
- had career-high 3 hits Tuesday night in San Diego while knocking in go-ahead 2-out, 2-RBI 2B in top of 12th inning...all 3 of his hits came after 9th inning as Giants won 7-6 in 12 frames...**
- is batting .364 (12-for-33) with 6 2Bs, 2 HRs and 10 RBI in May, after hitting just .247 (19-for-77) in April...
- has started 17 games (all at 2nd base), committing only 1 error in 72 total chances (.987 fielding pct.)...is 17-for-63 (.270) with 6 2Bs and HR in his 17 starts this season...
- was recalled from triple-A Fresno April 18th**, taking roster spot of **Aaron Rowand** (fractured left cheek)...
- batted .286 (10-for-35) with 2 2Bs, 3B, HR, 3 RBI and 7 runs scored in 9 games with Grizzlies this year...

#17 AUBREY HUFF (.282, 4 HR, 20 RBI)

Roadtrip (.308, 4x13, 0 HR, 2 RBI)

RISP (.270, 10x37)

vs. LHP (.267, 12x45, 1 HR)

Current streak: 3 games (4x13)

vs. RHP (.289, 28x97, 3 HR)

Career vs. Cahill (.250, 2x8, 0 HR, 0 RBI)

Last Home Run: May 2, 2010 vs. COL, off Manuel Corpas (at-bats since: 57)

- went 2-for-4 with 2 2Bs and 2 RBI last night in Arizona...has hit safely in 15 of his last 18 games at .343 clip (23-for-67) with 7 2Bs, 2 HRs and 12 RBI...
- is hitting .323 (21-for-65) with 6 2Bs, 2 HRs and 10 RBI in May, after hitting just .247 (19-for-77) in April...
- is career .313 (176-for-563) hitter with 43 2Bs, 3B, 17 HRs and 87 RBI in Interleague games over his career, which is 16th-highest avg. among active Major Leaguers...**
- is looking for his 1st home run on road as all 4 have come in SF...is batting .292 (21-for-72) on road...
- is batting .500 (10-for-20) with 2B, HR and 7 RBI on 1st pitch...**
- has started 36 of 39 games (all at 1st base) and has committed just 1 error in 312 total chances (.997 fpct.)...

#10 TRAVIS ISHIKAWA (.211, 1 HR, 1 RBI)

Roadtrip (.000, 0x3, 0 HR, 0 RBI)

RISP (.000, 0x5)

vs. LHP (.000, 0x2, 0 HR)

Current streak: hitless last 2 games (0x3)

vs. RHP (.235, 4x17, 1 HR)

Career vs. Cahill (.500, 1x2, 1 HR, 1 RBI)

Last Home Run: April 7, 2010 at HOU, off Jeff Fulchino (at-bats since: 18)

- has appeared in 24 of SF's 40 games this season, making just 2 starts (April 25 at St. Louis and May 19 at Arizona)...
- is 4-for-8 (.500) in pinch situations this season, which is highest avg. as pinch-hitter in NL (ahead of STL's Jon Jay and NYM's Fernando Tatis, both 5-for-11, .455)...has .300 career avg. (9-for-30) with 2 2Bs, HR and RBI as pinch-hitter...**
- has been used mostly as pinch-hitter and late defensive replacement for **Aubrey Huff** at 1st base...
- is batting just .211 (4-for-19) with 2 2Bs, HR and RBI in 24 games this season with his 4 hits coming against Houston and San Diego (2 apiece)...
- was Giants' starting 1st baseman last season, batting .261 (85-for-326) with 9 HRs and 39 RBI in 1st full season at Major League level...

HIGHEST AVG. AS PINCH-HITTER IN NL		
Rank	Player	Avg
1	Travis Ishikawa, SF	.500 (4-8)
2t	Jon Jay, STL	.455 (5-11)
	Fernando Tatis, NYM	.455 (5-11)
4	Melky Cabrera, ATL	.400 (7-19)
5	Joe Inglett, MIL	.368 (7-19)

#1 BENGIE MOLINA (.309, 2 HR, 10 RBI)

Roadtrip (.100, 1x10, 0 HR, 0 RBI)

RISP (.241, 7x29)

vs. LHP (.457, 16x35, 0 HR)

Current streak: hitless last 2 games (0x7)

vs. RHP (.240, 18x75, 2 HR)

Career vs. Cahill (.000, 0x3, 0 HR, 0 RBI)

Last Home Run: May 1, 2010 vs. COL, off Esmil Rogers (at-bats since: 45)

- went 0-for-4 last night and is batting only .174 (4-for-23) over his last 7 games...has still hit safely in 17 of his last 21 games at .304 clip (21-for-69) with 2 2Bs, HR, 2 RBI and 8 BBs...
- is batting .318 (34-for-107) as catcher, which is 3rd-highest clip in NL...**
- has not driven in run in his last 12 games and has collected just 2 RBI in his last 25 contests...is 15 RBI shy of 700 for his career...his 651 RBI as catcher is 5th-most among active players....**
- has highest on-base pct. on club (18th-highest in NL) with .384 mark (11 walks and 2 HBP)...**
- is batting .457 (16-for-35) against left-handed pitching, which is highest clip in NL...**
- is just 2-for-his-last-22 (.091) w/RISP and is 7-for-29 (.241) overall in those situations this season...
- is hitting .311 (14-for-45) with HR and 2 RBI in 13 games as clean-up hitter and .463 (19-for-41) with HR and 8 RBI in 11 games in 6th spot in lineup...
- has allowed 29 stolen bases (29-for-32, 90.6%) this season, which is 2nd-most in NL and 3rd-highest pct. against (PIT's Ryan Doumit leads with 32, 94.1%)...
- is swinging at 1st pitch 12.0% of time this season (7th-lowest in NL), compared to 39.4% of time in 2009 and 30.9% over his career...**is also seeing 3.78 pitchers per plate appearance in 2010, compared to only 3.33 over his career...

LOWEST SWING PCT. ON 1ST PITCH IN NL		
Rank	Player	Pct.
1	David Eckstein, SD	5.7%
2	Luis Castillo, NYM	7.9%
3	Carlos Ruiz, PHI	8.5%
4	Jamey Carroll, LAD	8.7%
5	Martin Prado, ATL	10.2%
6	Casey Blake, LAD	11.8%
7	Bengie Molina, SF	12.0%

#29 RYAN ROHLINGER (.286, 0 HR, 1 RBI)

Roadtrip (1.000, 1x1, 0 HR, 0 RBI)

RISP (.000, 0x1)

vs. LHP (.500, 2x4, 0 HR)

Current streak: 1 game (1x1)

vs. RHP (.000, 0x3, 0 HR)

Career vs. Cahill (---, 0x0, 0 HR, 0 RBI)

Last Home Run: no career home runs (at-bats: 58)

- is 2-for-7 (.286) in his 6 games played this season and 1-for-5 in his 2 starts...
- started 2-out rally in 12th inning Tuesday night at SD with pinch-hit single...**
- was recalled from triple-A Fresno May 7, taking spot of IF Edgar Renteria, who was placed on 15-day DL with groin strain...**has appeared at Major League level in each of last 2 seasons, batting .118 (6-for-51) with 6 RBI...
- prior to being recalled was batting .333 (29-for-87) with 9 2Bs, 2 HRs and 13 RBI in 25 games for triple-A Fresno...hit .353 (24-for-68) against right-handers and .263 (5-for-19) against lefties...9 of his last 13 RBI came in his last 10 games...

#33 AARON ROWAND (.264, 5 HR, 18 RBI)

Current streak: 3 games (5x16)

Roadtrip (.250, 5x20, 0 HR, 0 RBI) RISP (.313, 10x32) vs. LHP (.182, 6x33, 1 HR) vs. RHP (.295, 26x88, 4 HR)
 Career vs. Cahill (.333, 1x3, 0 HR, 0 RBI) Last Home Run: May 16 vs. SD, off Brett Myers (at-bats since: 21)

- went 1-for-5 with 2B last night...
- 3 of his 5 home runs this season have either tied or given Giants lead...is 1 RBI shy of 500 for his career...
- is 0-for-his-last-15 (.000) vs. left-handed pitchers (dating back to his single vs. NYM's Johan Santana May 8)...is hitting lefties at .182 clip (6-for-33) this season, compared to lifetime .281 mark (319-1,134)...
- since being activated from DL May 2, Rowand has gone 18-for-77 (.234) with 8 runs, 4 2Bs, 3B, 4 HRs and 12 RBI in 17 games...
- is career .290 (182-for-628) hitter in month of May, which is his best avg. in any month...
- is batting .288 (19-for-66) on road compared to only .236 (13-for-55) at home...
- is 9-for-his-last-27 (.333) with runners in scoring position and is 10-for-32 (.313) overall this year...is hitting .390 (16-for-41) with 2B, 3B, 2 HRs and 9 RBI after 7th frame (5th-highest in NL)...
- has hit leadoff in each of his 25 games this year and owns lifetime .288 (167-for-580) avg. with 26 HRs and 86 RBI in leadoff spot...

#21 FREDDY SANCHEZ (.286, 0 HR, 1 RBI)

Current streak: 1 game (2x3)

Roadtrip (.286, 2x7, 0 HR, 1 RBI) RISP (.000, 0x1) vs. LHP (---, 0x0, 0 HR) vs. RHP (.286, 2x7, 0 HR)
 Career vs. Cahill (---, 0x0, 0 HR, 0 RBI) Last Home Run: Aug. 4, 2009 at HOU, off Wesley Wright (at-bats since: 96)

- went 2-for-3 with sacrifice fly last night at Arizona...
- 3-time All-Star and former NL batting champion was reinstated from disabled list prior to Tuesday night's game...played in 7 total games on minor league reab assignment (3 with Class A Advanced San Jose and 4 with triple-A Fresno), hitting .450 (9-for-20) with 5 2Bs and 4 RBI...missed Spring Training and 1st 38 games of 2010 season recovering from left shoulder surgery...
- hit safely in 21 of his 25 games as Giant last year with 7 multi-hit contests, going 29-for-102 (.284) with 11 runs, 2B, HR and 7 RBI...26 of his 28 hits in Giants uniform have been singles (1 2B, 1 HR)...overall, batted .293 (134-for-457) with 7 HRs and 41 RBI in 111 games in 2009...
- 32-year-old infielder is lifetime .299 hitter over his 1st 8 years in big league uniform...
- was acquired by Giants from Pittsburgh July 29, 2009 for minor league RHP Tim Alderson...

#48 PABLO SANDOVAL (.283, 3 HR, 14 RBI)

Current streak: 6 games (8x24)

Roadtrip (.313, 5x16, 0 HR, 2 RBI) RISP (.175, 7x40) vs. LHP (.265, 13x49, 0 HR) vs. RHP (.291, 32x110, 3 HR)
 Career vs. Cahill (.333, 1x3, 0 HR, 0 RBI) Last Home Run: April 21, 2010 at SD, off Edward Mujica (at-bats since: 100)

- went 1-for-4 with 2B and RBI last night...has hit safely in 6-straight games batting .333 (8-for-24) with 2 2Bs and 3 RBI...
- is still hitting just .181 (13-for-72) in 17 games in month of May dropping season avg. from .368 to .283...has just 4 extra-base hits and 4 RBI during this span...
- has career .400 avg. (20-for-50) with 6 2Bs, 3 HRs and 8 RBI in 14 Interleague games...had .333 clip (7-for-21) with 2 2Bs, HR and 4 RBI vs. Oakland last season...
- is batting only .228 (18-for-79) on road this season and is 6-for-his-last-39 (.207) on road...
- has grounded into 9 double-plays (2nd-most in NL behind WSH's Ivan Rodriguez, 10)...
- has started 39 of 41 games this season (36 at 3rd base and 1 at 1st base)...
- is 11-for-22 (.500) with 5 2Bs, 2 HRs and 2 RBI when leading off inning, which is 2nd-highest avg. in NL behind MIL's Prince Fielder (.533)...
- is 1-for-his-last-19 (.053) w/RISP and 1-for-16 (.063) with 8 strikeouts with RISP/2 outs...is hitting just .175 (7-for-40) with runners in scoring position this season...over his career, Sandoval has .294 avg. (65-for-221) with 88 RBI w/RISP...

#12 NATE SCHIERHOLTZ (.298, 1 HR, 7 RBI)

Current streak: hitlss last game (0x3)

Roadtrip (.091, 1x11, 0 HR, 0 RBI) RISP (.300, 6x20) vs. LHP (.367, 11x30, 0 HR) vs. RHP (.270, 20x74, 1 HR)
 Career vs. Cahill (.000, 0x2, 0 HR, 0 RBI) Last Home Run: May 6, 2010 at FLA, off Ricky Nolasco (at-bats since: 42)

- sat out last night's game with bruised left shoulder...is 1-for-his-last-16 (.063) over last 5 games...is still batting .299 (29-for-97) with 7 2Bs, 3B, HR and 7 RBI over his last 28 games (since April 17th) when he claimed starting RF role...
- is career .404 (23-for-57) hitter with 3 2Bs, 3B, 2 HRs and 10 RBI in 22 interleague games...
- has started 27 of Giants' last 30 games (all in RF) after having not started 1st 9 games this season...is hitting .308 (28-for-91) with 7 2Bs, 3B, HR and 7 RBI in starting role...
- is batting .367 (11-for-30) vs. southpaws this season, 3rd highest avg. vs. left-handed pitchers as left-handed hitter in NL (behind Rockies' Carlos Gonzalez and Dodger's Andre Ethier, both with .375 avg.)...
- has recorded 8 walks in 116 plate appearances this season, compared to 16 free passes in 365 plate appearances in 2009 and has .380 on-base pct...
- has 3 outfield assists, which is tied for 6th-most in NL...
- is 2-for-5 (.400) with walk in pinch-hit situations this season and is career .353 (18-for-51) hitter in pinch...

GIANTS CAREER AVG. IN INTERLEAGUE GAMES		
Rank	Player	Avg.
1	Nate Schierholtz	.404 (23-57)
2	Pablo Sandoval	.400 (20-50)
3	Aubrey Huff	.313 (176-563)
4	Edgar Renteria	.305 (230-755)
5	Freddy Sanchez	.296 (80-270)

#56 ANDRES TORRES (.280, 2 HR, 11 RBI)

Current streak: 1 game (1x4)

Roadtrip (.188, 3x16, 1 HR, 2 RBI) RISP (.259, 7x27) vs. LHP (.237, 9x38, 0 HR) vs. RHP (.309, 17x55, 2 HR)
 Career vs. Cahill (---, 0x0, 0 HR, 0 RBI) Last Home Run: May 18 vs. SD, off Mike Adams (at-bats since: 9)

- has hit safely in 6 of his last 8 games, going 10-for-30 (.333) with 4 2Bs, 3B, 2 HRs and 7 RBI...
- hit game-tying 2-run HR in 8th inning Tuesday night vs. SD and finished game 2-for-5...
- has gone 24-for-75 (.320) with 9 2Bs, 3B, 2 HRs and 11 RBI since April 23 (22 contests)...has gone 24-for-87 (.276) in starting role this season...
- began year as Giants' 5th outfielder, however with injuries to Aaron Rowand and Mark DeRosa, has seen increased playing time, appearing in 32 of SF's 40 games and making 24 starts (9 in LF, 6 in RF and 9 in CF)...filled in for Rowand in center field when he landed on disabled list with left cheek fracture...started 9 of 13 games (all in CF) and batted .316 (12-for-38) with 4 2Bs during that span that Rowand was on DL...has started 10 games in LF (1 in RF) since DeRosa has been out, going 11-for-36 (.306)...
- has not committed an error over his last 112 games in OF, spanning 649.1 innings...
- has .280 career avg. (7-for-25) with HR and 6 RBI in pinch-situations...is 2-for-5 (.400) with RBI as pinch-hitter this season...

HIGHEST ZONE RATING IN MAJORS		
Rank	Player	ZR
1	Andres Torres, SF	.966
2	Brett Gardner, NYY	.953
4	Angel Pagan, NYM	.930
3	Magglio Ordonez, CWS	.930
5	Adam Jones, BAL	.926

#5 JUAN URIBE (.277, 5 HR, 25 RBI)

Current streak: 1 game (2x5)

Roadtrip (.313, 5x16, 1 HR, 3 RBI) RISP (.333, 13x39) vs. LHP (.273, 9x33, 1 HR) vs. RHP (.278, 27x97, 4 HR)
 Career vs. Cahill (---, 0x0, 0 HR, 0 RBI) Last Home Run: May 21, 2010, off Rodrigo Lopez (at-bats since: 2)

- went 2-for-5 with solo home run last night, which was part of Giants' 1st back-to-back home runs (with John Bowker) in 6th inning...is batting .346 (9-for-26) with 2 HRs and 4 RBI over his last 7 games...
- has been Giants' major run producer driving in team-high 25 runs in 38 games...leads Giants with 6 go-ahead RBI this season...has 14 RBI in his last 19 games...
- has started 16 games at 2nd base (1.000 fct - 76tc, 0er) and 20 games at SS (.974 fct. - 77tc, 2er)...is hitting .231 (18-for-78) as SS and .340 (17-for-50) as 2nd baseman...
- batted .348 (16-for-46) over his 1st 13 games this season, however since then has gone just 20-for-84 (.238)...
- has 15 BBs this season, which is already more than half of his total from 2009 (25)...
- is batting .438 (7-for-16) with 2 2Bs, 3B and 10 RBI with RISP and 2 outs...

#22 ELI WHITESIDE (.333, 2 HR, 6 RBI)


Current streak: hitless last game (0x1)

Roadtrip (.375, 3x8, 0 HR, 1 RBI) RISP (.200, 3x15) vs. LHP (.286, 2x7, 0 HR) vs. RHP (.343, 12x35, 2 HR)
 Career vs. Cahill (---, 0x0, 0 HR, 0 RBI) Last Home Run: April 26, 2010 off PHI's Roy Halladay (at-bats since: 25)

- is 8-for-21 (.381) over his last 8 games and is 10-for-28 (.357) in his last 11 contests...
- has thrown out 6 potential base stealers in 22 attempts (27.3%) on season...has thrown out his last 2 attempted base stealers...
- is hitting .375 (9-for-24) with 3 2Bs and RBI in his 10 road games this season...
- is hitting .250 (6-for-24) w/2 strikes...
- has started 10 games this season, 7 in which Jonathan Sanchez has been starting pitcher...
- is 11-for-34 (.324) with 2 2Bs, 2 HRs and 7 RBI as starter...has hit safely in 9 of his 18 games, including 5 multi-hit contests...


GIANTS SINGLE GAME BESTS IN 2010

	HOME RUN BREAKDOWN							MULTI-HIT GAMES					MULTI-RBI GAMES				
	1R	2R	3R	GS	PH	ITP	TOTAL	2-HIT	3-HIT	4-HIT	5+-HIT	TOTAL	2-RBI	3-RBI	4-RBI	5-RBI	TOTAL
Bowker	1	1			1		3	1				1	2				2
Downs	1						1	4	1			5	1				1
Huff	3					1	4	10	1			11	4				4
Ishikawa	1						1					0					0
Molina	1	1					2	5	1	1		7			1		1
Rohlinger							0					0					0
Rowand	3	2					5	6	2	1		9	7	0			7
Sandoval	2	1					3	9	3			12	2				2
Sanchez							0	1				1					0
Schierholtz	1						1	4	1		1	6					0
Torres		2					2	3	2			5					4
Uribe	3	1	1				5	8	1			9	3	2			5
Whiteside	1		1				2	5				5	1	1			2



GIANTS VS. ATHLETICS
Since 1997: 35-39

2010 MEETINGS (season series, 0-0)



AT&T PARK (0-0 in 2010, 18-19 all-time)				OAKLAND COLISEUM (0-0 in 2010, 17-20 all-time)			
D	W/L	SC	WINNER/LOSER	D	W/L	SC	WINNER/LOSER
6/11			5/21				
6/12			5/22				
6/13			5/23				

SERIES NOTES...SF and OAK will meet for 1st time this season for 3-game series in Oakland and have gone 17-20 here at Oakland-Alameda County Coliseum...SF trails OAK in all-time series 35-39...

- Giants won Bay Bridge series last season 5-1...Giants swept A's at AT&T and took 2-of-3 at Oakland-Alameda County Coliseum...marked 1st time SF has won season series vs. their cross-bay rivals since 2001 and 2nd time Giants have won series since Interleague began in 1997...
- SF has won 7 of their last 8 meetings vs. OAK dating back to 2008...
- Giants and A's have played tight Interleague rivalry since 1997, with 7 splits in 13 campaigns...**however, A's own 39-35 all-time advantage...

GIANTS HITTERS CAREER AT OAKLAND COLISEUM

PLAYER	AVG	AB	H	HR	RBI
Bowker	.429	7	3	0	2
Downs	.200	10	2	0	1
Huff	.248	113	28	2	11
Ishikawa	.167	6	1	1	1
Molina	.225	169	38	3	23
Rohlinger	---	---	---	---	---
Rowand	.218	78	17	2	7
Sanchez	---	---	---	---	---
Sandoval	.273	11	3	0	2
Schierholtz	.455	11	5	1	2
Torres	.111	9	1	0	1
Uribe	.210	81	17	1	8
Whiteside	---	---	---	---	---

GIANTS PITCHERS CAREER AT OAKLAND COLISEUM

PITCHER	W-L-S	STARTERS				
		ERA	G	IP	H	ER
Cain	1-1-0	1.76	2	15.1	7	3
Lincecum	2-0-0	0.56	2	16.0	12	1
Sanchez	1-1-0	3.77	3	14.1	13	6
Wellemeier	0-0-0	5.40	1	3.1	6	2
Zito	51-31-0	3.73	111	717.0	623	297

PITCHER	W-L-S	BULLPEN				
		ERA	G	IP	H	ER
Affeldt	0-0-0	1.50	5	6.0	3	1
Bautista	0-0-0	12.46	1	4.1	8	6
Casilla	3-2-2	4.28	71	80.0	78	38
Mota	0-0-0	27.00	1	1	1	3
Romo	0-0-0	4.50	2	2.0	1	1
Runzler	---	---	---	---	---	---
Wilson	0-0-2	0.00	2	1.1	0	0

CATCHER'S CORNER

CATCHER	G	CS	SBA	PCT	PB	ERA	(ER/IP)
Molina	31	3	32	09.4%	1	3.38	(95/253.0)
Whiteside	16	6	22	27.3%	0	3.45	(43/112.1)
SF Totals	40	9	54	16.7%	0	3.40	(138/365.1)

GIANTS MONTHLY BREAKDOWN







Month	W-L	AVG	R	R/G	HR	ERA	IP	H	BB	SO
April	13-9	.280	101	4.6	18	2.75	200.0	155	73	176
May	9-9	.244	73	4.06	15	4.19	165.1	141	93	150
June	---	---	---	---	---	---	---	---	---	---
July	---	---	---	---	---	---	---	---	---	---
August	---	---	---	---	---	---	---	---	---	---
Sept.	---	---	---	---	---	---	---	---	---	---
October	---	---	---	---	---	---	---	---	---	---

THE DISABLED AND BEREAVEMENT LIST

Player	Injury	DL Type	Placed (Retro)	Reinstated/Eligible	Games Missed	SF's/WL
Burriss	Left foot fracture	15-day	April 4 (March 26)	April 10	40	22-18
DeRosa	Left wrist neuritis	15-day	May 17 (May 9)	May 24	11	5-6
Medders	Right knee inflammation	15-day	May 21 (May 20)	June 4	1	0-1
Renteria	Right Groin Strain	15-day	May 7	May 22	13	5-8
Rowand	Left cheek fracture	15-day	April 18 (April 17)	May 2	13	7-6
F. Sanchez	Recovering from left shoulder surgery	15-day	April 4 (March 26)	May 19	38	22-16

Note: Players in *italics* are currently on DL/BL

Giants Minor League Report

 <p>FRESNO GRIZZLIES Triple-A • Steve Decker Pacific Coast League 28-12 1st place +9.5 GA</p>	 <p>RICHMOND FLYING SQUIRRELS Double-A • Andy Skeels Eastern League 23-17 3rd place -0.5 GB</p>	 <p>SAN JOSE GIANTS Single-A • Brian Harper California League 24-16 1st place +1.0 GA</p>
<ul style="list-style-type: none"> Grizzlies took 1st game of 4-game series vs. Nashville 6-2 at Chukchansi Park...marked 5th straight win for Fresno and 10 of last 11... RHP Joe Martinez (4-1, 3.66) earned win throwing 7.2 innings with 3 strikeouts while giving up 2 earned runs on 5 hits and 3 walks... IF Brett Pill (.277) went 1-for-4 with 3 RBI...slugger hit 3-run homer to put Grizzlies up 6-0... IF Jesus Guzman (.262) went 2-for-3 with solo home run in 2nd inning... 	<ul style="list-style-type: none"> Flying Squirrels got off snide by beating Erie 5-1 to avoid sweep and snap 4-game losing streak...Richmond starts 3-game series at Reading Phillies tonight... RHP Tony Pena Jr. (3-0, 1.09) earned win out of 'pen, tossing 3.1-scoreless innings with 7 strikeouts... IF Juan Ciriaco (.188) had 3-for-3 day with 2B and RBI... IF Brandon Crawford (.250) went 1-for-3 with 3-run inside-the-park homer to take lead in bottom of 8th... 	<ul style="list-style-type: none"> Giants won their 10th-straight with 2-1 victory over Visalia Rawhide in extra innings...San Jose completed 4-game sweep... IF Ehire Adrianza (.226) had 2-for-3 day with with run scored and stolen base... IF Drew Biery (.285) went 1-for-4 with RBI single in 9th to tie game... IF Jose Flores (.474) went 1-for-4 with walk-off RBI single in bottom of 10th... LHP Joe Paterson (1-0, 0.82) earned win out of 'pen, tossing 2.0-shutout innings with 4 strikeouts...
 <p>AUGUSTA GREENJACKETS Single-A • Dave Machemer South Atlantic League 25-15 1st place +1.0 GA</p>	 <p>SALEM-KEIZER VOLCANOES Rookie • Tom Trebelhorn Northwest League 0-0 -- place 0 GA</p>	 <p>ARIZONA GIANTS Rookie • Mike Goff Arizona Summer League 0-0 -- place 0 GA</p>
<ul style="list-style-type: none"> GreenJackets dropped 1st game of series 11-4 to Greenville Drive yesterday... RHP Chris Heston (2-4, 6.81) took loss tossing 2.1 innings while allowing 11 earned runs on 10 hits... OF Evan Crawford (.273) went 2-for-2 with RBI and run scored... C Thomas Joseph (.217) had 1-for-3 day with 2B, RBI and run scored... IF Luke Anders (.301) went 1-for-4 with 2B... 	<ul style="list-style-type: none"> Salem-Keizer, which won NWL Championship last season for 5th time this decade, will begin 2010 year June 18 vs. Everett... 	<ul style="list-style-type: none"> Arizona Giants kick off season in mid-June...

HIGHS AND LOWS

TEAM MISCELLANEOUS

Most Games Over .500	7	May 6 (17-10)
Most Games Under .500		
Longest Winning Streak:	4	April 5-9
Longest Losing Streak:	4	April 18
Longest Home Winning Streak:	3	May 14-current
Longest Road Winning Streak:	3 (2x), last:	May 4-6
Longest Home Losing Streak:	4	May 2-13
Longest Road Losing Streak	4	April 18-21
Biggest Winning Margin:	9	April 17 at LA (9-0)
Biggest Losing Margin:	12	May 19 at AZ (1-13)
Double Plays, Game, SF:	2 (3x), last:	May 18 at SD
Double Plays, Game, Opponents:	3 (4x), last:	April 27 vs. PHI
Errors, Game, SF:	3	May 13 vs. SD
Errors, Game, Opponents:	3	May 7 at NYM
Largest Comeback:	3	April 9 vs. ATL (0-3, won 5-4)
Largest Lead Surrendered:	3 (2x), last:	May 4 at FLA (led 3-0, won 9-6)
Walk-off Wins:	1	April 9 vs. ATL (Rowand, 1B)
Walk-off Losses:	3	April 19 at SD (Eckstein, HR) May 7 at NYM (Barajas, HR) May 8 at NYM (Blanco, HR)
Longest Game, Extra Innings:	13	April 9 vs. ATL
Longest Game, Time:	4:07	May 18 at SD (12)
Longest Game, Time - 9 Innings:	3:45	May 9 at NYM
Quickest Game:	2:06	May 13 vs. SD
Largest Crowd, Home:	42,985	April 10 vs. ATL
Smallest Crowd, Home:	26,011	April 12 vs. PIT
Sellouts, Home:	5, last:	May 2 vs. COL
Largest Crowd, Road:	50,433	April 18 at LAD

TEAMBATTING

Runs, Game, SF:	10	April 7 at HOU
Runs, Game, Opponents:	13	May 19 at AZ
Runs, Inning, SF:	5	May 20 at AZ (6th)
Runs, Inning, Opponents:	6	May 19 at AZ (8th)
Most Hits, Game, SF:	19	April 7 at HOU
Fewest Hits, Game, SF:	1	May 13 vs. SD
Most Hits, Game, Opponents:	12 (2x), last:	May 18 at SD
Fewest Hits, Game, Opponents:	1	April 20 at SD
Hits, Inning, SF:	5 (2x), last:	April 14 vs. PIT (2nd)
Hits, Inning, Opponents:	6	May 19 at AZ (8th)
Home Runs, Game, SF:	3 (3x), last:	May 1 vs. COL
Home Runs, Game, Opponents:	6	May 19 at AZ
Steals, Game, SF:	2 (2x), last:	April 28 vs. PHI
Steals, Game, Opponents:	4 (2x), last:	May 12 vs. SD

INDIVIDUAL BATTING

Hits, Game:	5 (2x)	Schierholtz, April 28 vs. PHI
		Renteria, April 7 at HOU
Runs, Game:	3 (3x), last:	Schierholtz, April 28 vs. PHI
Doubles, Game:	2 (4x), last:	Huff, May 20 at AZ
Triples, Game:	1 (8x), last:	Torres, May 14 vs. HOU
Home Runs, Game:	1 (33x), last:	Bowker, May 20 at AZ
Back-to-Back Home Runs:	1	Uribe, Bowker, May 20 at AZ
Back-to-Back-to Back Home Runs		
Grand Slams:		
Pinch Home Runs:	2	Ishikawa, April 7 at HOU Bowker, May 7 at NYM
Pinch Grand Slams:		
Lead-off Home Runs:		
Inside-The-Park Home Runs:	1	Huff, April 14 vs. PIT
Walk-Off Home Runs:		
Home Runs By Pitcher:		
Extra Base Hits:	3	Torres, May 14 vs. HOU
RBI, Game:	4	Molina, April 12 vs. PIT
Totals Bases, Game	8 (2x), last:	Molina, April 12 vs. PIT
Walks, Game:	4	Uribe, May 9 at NYM
Strikeouts, Game:	3 (4x), last:	Sanchez, May 19 at AZ
Steals, Game:	1 (15x), last:	Torres, May 16 vs. HOU
Hitting Streak:	10	Molina, April 23-May 6
		Sandoval, April 5-12, April 19-30

TEAM PITCHING

Strikeouts, Game, SF:	20	May 4 at FLA
Strikeouts, Game, Opponents:	12 (2x), last:	May 18 at SD
Walks, Game, SF:	12	May 11 vs. SD
Walks, Game, Opponents:	11	May 9 at NYM
Scoreless Innings Streak, SF:	16.0	April 17-18

INDIVIDUAL PITCHING

Strikeouts, Starter:	13	Lincecum, May 4 at FLA
Strikeouts, Reliever:	5	Wilson, May 9 at NYM
Strikeouts, Opponent:	10	Hamels, April 28 vs. PHI
Fewest Hits Allowed, CG, SF:		
Fewest Hits Allowed, CG, Opp:	1	Latos, May 13 vs. SD
Walks:	7	Zito, May 11 vs. SD
Walks, Opponent:	7 (2x), last:	O. Perez, May 9 at NYM
Home Runs Allowed:	3 (3x), last:	Wellemeyer, May 19 at AZ
Home Runs Allowed, Opponent:	3	Morton, April 14 vs. PIT
Innings, Starter:	8.1	Lincecum, April 28 vs. PHI
Innings, Reliever:	3.0	Wellemeyer, May 2 vs. COL
Fewest Innings, Starter:	4.0 (2x), last:	Wellemeyer, April 21 at SD
Scoreless Innings Streak, Starter:	17.0	Lincecum, April 11-23
Scoreless Innings Streak, Reliever:	8.1	Mota, April 7-26
Winning Streak:	5	Lincecum, April 5-current
	5	Zito, April 6-May 5
Losing Streak:	3	Wellemeyer, April 10-21

RECORD BY STARTING POSITION

C:	Molina (17-13), Whiteside (5-5)
1B:	Huff (21-16), Ishikawa (0-2), Sandoval (1-0)
2B:	DeRosa (2-2), Downs (9-8), Sanchez (0-2), Uribe (10-6), Velez (1-0)
3B:	Sandoval (20-18), Rohlinger (2-0)
SS:	Renteria (12-8), Uribe (10-10)
LF:	Bowker (2-5), DeRosa (15-6), Torres (5-4), Velez (0-3)
CF:	Rowand (15-12), Torres (5-4), Velez (2-2)
RF:	Bowker (5-2), Schierholtz (14-13), Torres (3-3)
P:	Cain (3-5), Lincecum (7-2), Sanchez (4-4), Wellemeyer (2-5), Zito (6-2)
DH:	

RECORD BY BATTING ORDER POSITION

1st:	Rowand (15-12), Torres (5-1), Velez (2-5)
2nd:	Bowker (1-1), DeRosa (2-2), Downs (0-1), Renteria (12-8), Sanchez (0-1), Schierholtz (0-1), Torres (6-4), Velez (1-0)
3rd:	Huff (1-0), Sanchez (0-1), Sandoval (21-17)
4th:	Huff (13-12), Molina (8-5), Sandoval (0-1), Uribe (1-0)
5th:	DeRosa (11-5), Huff (7-4), Molina (1-5), Uribe (2-4), Whiteside (1-0)
6th:	Bowker (2-3), DeRosa (2-0), Ishikawa (0-1), Molina (8-3), Schierholtz (4-2), Uribe (6-9)
7th:	Bowker (4-2), DeRosa (2-1), Downs (4-4), Schierholtz (3-5), Torres (0-2), Uribe (8-2), Whiteside (1-2)
8th:	Bowker (0-1), Downs (5-3), Ishikawa (0-1), Lincecum (0-1), Rohlinger (2-0), Schierholtz (7-5), Torres (2-3), Uribe (3-1), Whiteside (3-3)
9th:	Cain (3-5), Lincecum (7-1), Sanchez (4-4), Torres (0-1), Wellemeyer (2-5), Zito (6-2)

GIANTS SCORING BY INNINGS

	1	2	3	4	5	6	7	8	9	Extra	Total
Giants	11	25	16	18	22	21	13	20	19	9	174
Opponent	15	16	4	9	28	12	17	19	15	7	142

GIANTS STATS BY POSITION

	C	1B	2B	3B	SS	LF	CF	RF	P	PH	DH
Home Runs	4	4	3	3	4	4	6	3	0	2	0
RBI	16	20	19	15	24	20	24	13	3	5	0

GIANTS STATS BY ORDER

	1st	2nd	3rd	4th	5th	6th	7th	8th	9th
Home Runs	6	3	3	4	4	5	3	4	1
RBI	25	20	13	15	19	19	22	18	8

RECORD BY DAY OF WEEK

Sunday:		3-3
Home:	2-1	
Road:	1-2	
Monday:		3-2
Home:	2-0	
Road:	1-2	
Tuesday:		4-3
Home:	1-2	
Road:	3-1	
Wednesday:		3-4
Home:	1-2	
Road:	2-2	
Thursday:		1-2
Home:	0-1	
Road:	1-1	
Friday:		4-2
Home:	4-0	
Road:	0-2	
Saturday:		4-2
Home:	3-1	
Road:	1-1	

MISCELLANEOUS RECORD

April:	13-9
May:	9-9
June:	0-0
July:	0-0
August:	0-0
September:	0-0
1st game of series:	8-6
Last game of series:	7-7
Rubber game of series:	2-1
Get-away day:	6-4
Orange Jerseys:	3-0

EJECTIONS

Player/Coach	Date	Inn.	Umpire	Reason
Bruce Bochy	May 20 at AZ	9th	Mark Wegner	Arguing called strike

DELAYS

Date	OPP	Length	INN	Final Score	Details
4/11	ATL	4:09	Start	W, 6-3	Delayed to start game (rain)
4/21	at SD	0:18	Start	L, 2-5	Delayed to start game (rain)

