

Game #43
Road Game #22 (9-12)

SAN FRANCISCO GIANTS MEDIA NOTES
San Francisco Giants (22-20) vs. Oakland Athletics (22-22) Oakland-Alameda County Coliseum

May 23, 2010

TODAY'S GAME...San Francisco Giants visit Oakland Athletics in final game of this 3-game series...Giants' left-hander **Jonathan Sanchez (2-3, 3.06)** will face A's right-hander **Ben Sheets (2-3, 5.66)**...

PROBABLES AND BROADCAST SCHEDULE FOR UPCOMING SERIES VS. WASHINGTON (ALL GAME TIMES PDT):

- Monday, May 24: OFF DAY
- Tuesday, May 25 vs. Washington (7:15): RHP Livan Hernandez (4-2, 1.62) vs. **undecided** - CSN Bay Area
- Wednesday, May 26 vs. Washington (7:15): RHP Luis Atilano (3-1, 5.06) vs. **undecided** - CSN Bay Area
- Thursday, May 27 vs. Washington (12:45): LHP Scott Olsen (2-2, 3.77) vs. **undecided** - CSN Bay Area

note: all games broadcast on KNBR radio (English)/all home games (except for weekday day contests) and selected road games broadcast on KIQI 1010 radio and KATD 990 (Spanish)

THE GIANTS...lost 1-0 decision yesterday to Oakland and have now dropped 4-straight, tying longest losing streak of season...Giants have lost 5 of their last 6 and 10 of their last 15 games...

- with losses in each of their last 3 games, Giants have dropped into 3rd place in NL West standings...SF placed either 1st or 2nd in division for 45-straight days before dropping to 3rd following Thursday's game...
- have combined for **18-8 (.692) record against NL East, Central and Interleague opponents this season, however, have gone just 4-12 (.250) against NL West...7 of those 12 losses to NL West foes have come against Padres...**
- are in midst of 13-game stretch in which they do not have an off day, club's longest such stretch this season...next day off is scheduled for tomorrow...
- begin 9-game homestand on Tuesday against Washington (Tues.-Thurs.), Arizona (Fri.-Sun.) and Colorado (May 31-June 2)...

TOUGH LUCK...RHP **Matt Cain** tossed his 9th career complete game yesterday (his 3rd against Oakland), however was charged with loss after allowing 1 unearned run in SF's 1-0 defeat...yesterday's contest marked 2nd-straight time that Cain has gone distance and has earned losing decision (also Aug. 3, 2009 at Houston)...yesterday was also just 11th game in SF-era history that starting pitcher tossed complete-game and did not allow an earned run, but wound up with losing decision...last time this happened came Aug. 27, 1995 at Montreal when Mark Leiter pitched 8.0 complete innings and allowed 1 unearned run in SF's 1-0 loss...

QUALITY COUNTS...Giants starting pitchers have posted 1-4 record with 5.87 ERA (20er, 30.2ip) and .273 (30-for-110) avg. against over their last 5 outings, 4 of which have not been quality assignments...Giants have gone 19-8 this season when starting pitcher throws quality start, compared to 3-12 record when starter does not log quality game...San Francisco's 27 quality assignments overall are 3rd-most in National League...

IN THE CLUTCH...Giants have gone hitless in 12 at-bats with runners in scoring position in 1st 2 games of this series and are batting .161 (10-for-62) in those situations in their last 7 games...San Francisco enters today's games with .234 (90-for-384) avg. with RISP, which ranks as lowest clip among all NL teams...SF's .190 (32-for-168) clip with RISP/2 outs is also lowest mark in NL...**IF Juan Uribe** (.333, 13-for-39) and **OF Aaron Rowand** (.303, 10-for-33) are lone Giants hitting .300 or better with RISP this season...

ROAD WOES...Giants have gone 1-5 through 6 games of this 7-game road trip, going 1-1 in San Diego, 0-2 in Arizona and 0-2 so far here in Oakland...SF has gone 2-5-1 (won-loss-split) in 8 road series this season, having dropped 3 of their last 4...Giants have posted 9-12 (.429) road record, losing 11 of their last 16 games away from AT&T Park...SF is hitting .257 (190-for-738) on road while averaging 4.2 runs per game and pitching staff has posted 4.30 ERA (89er, 186.1ip)...

HOME/ROAD RELIEF...San Francisco's bullpen has been touched for 14 runs in 15.1 innings (8.22 ERA) of work through 1st 6 games of this road trip, including 11 runs in their last 7.1 innings...Giants' relief corps has really struggled on road this season, posting 5.49 ERA (35er, 57.1ip) and .285 (63-for-221) opponents avg. against in 21 road games, compared to 1.99 ERA (12er, 54.1ip) and .234 (47-for-201) avg. against in 21 home contests...SF's bullpen had allowed at least 1 run in their last 11 road contests prior to tossing 1.1-scoreless innings here in Oakland Friday night...
• Giants relievers have combined to work 111.2 innings this season, 2nd-fewest in NL...

2 IS FEW...Giants have scored 1 run-or-fewer in 4 of their last 6 games and have been held to 2 runs-or-fewer in 16 of their 42 contests (38.0%) overall this season...only Houston (23), Baltimore (18), Pittsburgh (18) and Seattle (18) have played more games this season where they've been held to 2 runs-or-fewer...SF has posted 2-14 record when scoring less than 2 runs...

NOTHING MINOR ABOUT IT...San Francisco's farm system is once again leading all other organizations with .614 (105-66) winning percentage this season...all 4 of SF's minor league affiliates are either in 1st or 2nd place in their respective divisions and all have posted .500 or better winning pct...triple-A Fresno has best winning pct. in SF's organization with .667 (28-14) mark...

SUNDAY TRIBUTE...prior to today's game, A's and Giants will host Marin Catholic High School pitcher Gunnar Sandberg, his family and teammates for special pre-game ceremony...Sandberg, 16, was critically injured after being hit in head with line drive on March 11 during scrimmage game...he was recently discharged from San Francisco rehabilitation hospital and is undergoing outpatient therapy 5 days a week until his recovery is complete...

GIANT GEMS...yesterday was 4th time this season that Giants have been shutout...**C Bengie Molina** is hitless in his last 17 at-bats since single in 4th inning of last Monday's game at San Diego...**OF Aaron Rowand** is hitless in his last 10 ABs and has just 2 hits in his last 19 at-bats...**IF Freddy Sanchez** has hit safely in 3 of his 1st 4 games this season...

GIANTS' RECORD WHEN THEY...

Score first	16-4	Lead after 7	17-2
Score 4 or more	18-6	Tied after 7	2-2
Score less than 4	4-14	Trail after 7	3-16
Out-hit opp.	17-7	Lead after 8	19-1
Out-hit by opp.	5-10	Tied after 8	1-1
Commit No Errors	19-11	Trail after 8	2-18
Commit Error	3-9	Hit at least 1 HR	16-8
One-run games	6-10	Hit no HRs	6-12

THIS DATE IN SF GIANTS HISTORY

May 23, 2006 - Barry Bonds slammed home run no. 714 against A's pitcher Brad Halsey in 2nd inning, tying him with Babe Ruth for 2nd-most home runs in Major League Baseball history...Bonds took an unconventional curtain call at an opposing ballpark when he hit shot...

LOWEST OPPONENTS AVG. AGAINST IN NL

RK	Player, Team	AVG
1	Ubaldo Jimenez, COL	.171 (36-210)
2	Jonathan Sanchez, SF	.192 (34-177)
3	Tim Lincecum, SF	.195 (43-221)
4	Josh Johnson, FLA	.195 (39-200)
5	Livan Hernandez, WSH	.198 (40-202)

MOST STRIKEOUTS PER 9.0 INNINGS IN NL

RK	Player, Team	SO/9
1	Tim Lincecum, SF	11.01
2	Tommy Hanson, ATL	10.10
3	Yovani Gallardo, MIL	10.07
4	Clayton Kershaw, LAD	10.02
5	Josh Johnson, FLA	9.95
6	Cole Hamels, PHI	9.42
7	Jonathan Sanchez, SF	9.36
8	Dan Haren, AZ	9.31

GIANTS HOME/ROAD SPLITS

Split	W	L	RS	RA	Wpct
Home	13	8	86	58	.619
Road	9	12	89	91	.429

GIANTS RUN SUPPORT FOR STARTERS

RK	Player	RSA
1	Tim Lincecum	6.31
2	Todd Wellemeyer	4.39
3	Barry Zito	4.13
4	Matt Cain	3.49
5	Jonathan Sanchez	2.52

GIANTS ON ROADTRIP

Games: 6
Record: 1-5

Avg.: .227 (48-for-211)
Runs Per Game: 2.8 (17 total)
Home Runs: 3
Stolen Bases: 0

ERA: 6.23 (36er, 52.0ip)
Starters W-L: 0-4
Starters ERA: 5.40 (22er, 36.2ip)
Relievers W-L: 1-1
Relievers ERA: 8.22 (14er, 15.1ip)
Saves/Opportunities: 1/2

DYNAMIC DEAL OF WEEK

- Dynamic Deal of Week features upcoming games with prices of particular value of interest...these highlighted deals offer some of best values available...next week Giants are offering \$12 left field bleacher tickets for Tuesday's game against Nationals...

Comeback wins	9
Lineups Used	30
Last at-bat	4-5
Extra Innings	3-3
Series Sweeps	3-3
Series (W-L-T)	8-6-1
1-game series	0-0
2-game series	0-1-1
3-game series	8-5-0
4-game series	0-0-0

BULLPEN VS. OAKLAND table comparing career and 2010 stats for pitchers Affeldt, Bautista, Casilla, Mota, Romo, Runzler, and Wilson.

BULLPEN NOTES...bullpen has not faired well during current road trip as they have allowed 14 earned runs in 15.1 innings (8.22 ERA) and opponents are batting .317 (20-for-63) in 6 games...

#41 JEREMY AFFELDT (2-3, 2.65 ERA, 2 SV) vs. LHH .235, 1 HR (4x17) vs. RHH .256, 1 HR (11x43) Last Win: 4/9/10 vs. ATL Last Loss: 5/20/10 at ARI Last Save: 4/30/10 vs. COL

- suffered 3rd loss of season Thursday night after allowing AZ's Conor Jackson to score from 3rd base on wild pitch in 7-7 tie in 8th inning...
is fashioning 1.59 ERA (1er, 5.2ip) in his last 5 outings and has been unscored upon in 10 of 16 games overall this season...

#53 DENNY BAUTISTA (0-0, 2.57 ERA, 0 SV) vs. LHH .125, 0 HR (1x8) vs. RHH .278, 1 HR (5x18) Last Win: 8/27/09 vs. PHI Last Loss: 9/26/09 vs. LAD Last Save: None

- pitched 1.0-scoreless inning Friday night and faced 5 batters, allowing 2 hits...has seen action in 6 games this season and has been unscored upon in 5 of those contests...
is holding left-handed hitters to .125 (1-8) avg. against, while RHH are batting .278 (5-18)...

#46 SANTIAGO CASILLA (0-0, 0.00 ERA, 0 SV) vs. LHH .000, 0 HR (0x1) vs. RHH ---, 0 HR (0x0) Last Win: 5/19/09 at TB Last Loss: 5/29/09 at TEX Last Save: 9/22/08 at TEX

- made his Giants' debut Friday night in bottom of 7th inning striking out his only batter faced (Daric Barton)...
29-year-old right-hander had his contract purchased from triple-A Fresno prior to Friday's game, taking place of RHP Brandon Medders...

#59 GUILLERMO MOTA (0-1, 1.29 ERA, 1 SV) vs. LHH .300, 0 HR (6x20) vs. RHH .212, 1 HR (7x33) Last Win: 6/16/09 vs. OAK Last Loss: 5/8/10 at NYM Last Save: 5/04/10 at FLA

- tossed 0.1 inning Thursday night in AZ (1h, 1bb) and was charged with his 1st blown save of year after allowing game tying RBI-2B to Mark Reynolds...
has been one of top Giants relievers thus far, allowing just 2 runs in 14.0 innings (1.29 ERA) while holding opposition to .245 (13-for-53) avg. against...

#54 SERGIO ROMO (1-3, 3.50 ERA, 0 SV) vs. LHH .167, 0 HR (4x24) vs. RHH .214, 3 HR (9x42) Last Win: 5/9/10 at NYM Last Loss: 5/07/10 at NYM Last Save: 8/25/09 vs. AZ

- tossed 0.2 innings Thursday night vs. AZ (2bb) and registered his team-leading 5th hold of season...has been unscored upon in 15 of 19 games and has held opposition to .197 (13-for-66) clip...
has held opponents scoreless in 7 of his 10 games on road this season, although he has recorded 7.71 ERA (6er, 7.0ip)...

#45 DAN RUNZLER (2-0, 4.96 ERA, 0 SV) vs. LHH .238, 0 HR (5x21) vs. RHH .235, 1 HR (8x34) Last Win: 05/18/10 at SD Last Loss: None Last Save: None

- has given up 6 runs in his last 4.0 innings of work...
looks to improve his numbers on road, as he has 9.35 ERA (9er, 8.2ip) in 10 games...
has given up 13 walks in just 16.1 innings this season and has issued 7 free passes in his last 7 games...

#38 BRIAN WILSON (0-0, 2.76 ERA, 10 SV) vs. LHH .231, 0 HR (6x26) vs. RHH .256, 0 HR (10x39) Last Win: 8/15/09 at NYM Last Loss: 9/24/09 vs. CHI Last Save: 5/18/10 at SD

- Wilson's last 3 saves have not come easy as he's allowed 2 runs, 6 hits and 3 walks in that span, while stranding 7 runners on base...overall this season, Wilson has allowed at least 1 baserunner in 8 of his 11 save opportunities...
has not pitched since Tuesday in San Diego (span of 4 games without appearance)...

GIANTS BULLPEN TOTALS

Summary statistics for the bullpen including AVG: .261 (110x422), vs. LHH: .245, 3 HR (38x155), vs. RHH: .270, 8 HR (72x267), 1st Batter Faced/Retired: 111/76 (68.5%), Inherited Runners/Stranded: 64/46 (71.9%)

GIANTS BULLPEN - BY MONTH

Monthly performance table for the bullpen showing W-L, ERA, Sv-Opp, IP, H, R, ER, BB, SO, HR for months April through October.

GIANTS BULLPEN LINES - LAST 3 SERIES

Series performance table for the bullpen showing DATE, OPP, W-L, IP, H, R, ER, BB, SO, HR for three series.

INDIVIDUALS - LAST 5 APPEARANCES

Individual performance table for Jeremy Affeldt showing DATE, OPP, DEC, IP, H, R, ER, BB, SO, HR for his last 5 appearances.

Individual performance table for Denny Bautista showing DATE, OPP, DEC, IP, H, R, ER, BB, SO, HR for his last 5 appearances.

Individual performance table for Santiago Casilla showing DATE, OPP, DEC, IP, H, R, ER, BB, SO, HR for his last 5 appearances.

Individual performance table for Guillermo Mota showing DATE, OPP, DEC, IP, H, R, ER, BB, SO, HR for his last 5 appearances.

Individual performance table for Sergio Romo showing DATE, OPP, DEC, IP, H, R, ER, BB, SO, HR for his last 5 appearances.

Individual performance table for Dan Runzler showing DATE, OPP, DEC, IP, H, R, ER, BB, SO, HR for his last 5 appearances.

Individual performance table for Brian Wilson showing DATE, OPP, DEC, IP, H, R, ER, BB, SO, HR for his last 5 appearances.

BATTING VS. OAKLAND

PLAYER	CAREER					2010				
	AVG	AB	H	HR	RBI	AVG	AB	H	HR	RBI
John Bowker	.294	17	5	0	3	.167	6	1	0	0
Matt Downs	.154	13	2	0	1	.000	3	0	0	0
Aubrey Huff	.267	210	56	7	24	.333	6	2	0	0
Travis Ishikawa	.167	6	1	0	0	---	--	--	--	--
Bengie Molina	.218	349	76	7	40	.000	8	0	0	0
Edgar Renteria	.284	95	27	1	10	.250	4	1	0	0
Aaron Rowand	.204	147	30	2	14	.000	8	0	0	0
Freddy Sanchez	.250	8	2	0	0	.250	8	2	0	0
Pablo Sandoval	.321	28	9	1	4	.286	7	2	0	0
Nate Schierholtz	.474	19	9	2	6	---	--	--	--	--
Andres Torres	.300	30	9	0	3	.429	7	3	0	1
Juan Uribe	.190	126	24	1	11	.000	1	0	0	0
Eli Whiteside	.000	4	0	0	0	.000	4	0	0	0
GIANTS TOTALS						.172	64	11	0	1
ATHLETICS TOTALS						.286	56	16	0	7

#20 JOHN BOWKER (.225, 3 HR, 8 RBI)

Roadtrip (.333, 4x12, 1 HR, 2 RBI)

RISP (.063, 1x16)

vs. LHP (.000, 0x7, 0 HR)

Current streak: hitless last game (0x2)

vs. RHP (.250, 16x64 3 HR)

Career vs. Sheets (.333, 1x3, 0 HR, 0 RBI)

Last Home Run: May 21 at Arizona, off Rodrigo Lopez (at-bats since: 7)

- went 0-for-2 yesterday and is 9-for-29 (.310) with 2B, 2 HRs and 4 RBI in his last 16 games..is batting .225 (16-for-71) with 3 HRs and 8 RBI in 34 games this season...has at least 1 hit in 15 of his 34 games....
- went 2-for-3 Thursday night in Arizona hitting his 3rd home run of season as part of back-to-back clouts with **Juan Uribe** in 6th inning...marked his 1st multi-hit game of 2010...
- is 4-for-13 (.308) as pinch-hitter this season and has .326 career avg. (15-for-46) in pinch...**
- began season as SF's Opening Day starter in right field, starting 9 of 1st 15 games, however since April 23, has started just 6 of last 24 contests...
- is 0-for-his-last-15 w/RISP after going 1-for-1 in his 1st game of season on April 5 at Houston...**is 1-for-16 (.063) overall in those situations this year...
- has started 16 games (7 in RF and 9 in LF)...has 6 starts at LF in May...

#34 MATT DOWNS (.254, 1 HR, 5 RBI)

Roadtrip (.250, 3x12, 0 HR, 2 RBI)

RISP (.267, 4x15)

vs. LHP (.294, 10x34, 1 HR)

Current streak: hitless last 2 games (0x4)

vs. RHP (.216, 8x37, 0 HR)

Career vs. Sheets (---, 0x0, 0 HR, 0 RBI)

Last Home Run: April 27, 2010 vs. PHI, off Jamie Moyer (at-bats since: 65)

- went 0-for-4 starting as DH yesterday...is just 4-for-his-last-32 (.125), dropping season avg. from .359 to current .254 mark...
- had career-high 3 hits Tuesday night in San Diego while knocking in go-ahead 2-out, 2-RBI 2B in top of 12th inning...all 3 of his hits came after 9th inning as Giants won 7-6 in 12 frames...**
- is batting .333 (12-for-36) on road, compared to .171 (6-for-35) at home...
- has started 18 games (17 at 2nd base, 1 at DH), committing only 1 error in 72 total chances (.987 fielding pct.)...is 17-for-66 (.258) with 6 2Bs and HR in his 18 starts this season...
- was recalled from triple-A Fresno April 18th, taking roster spot of Aaron Rowand (fractured left cheek)...**

#17 AUBREY HUFF (.284, 4 HR, 20 RBI)

Roadtrip (.286, 6x21, 0 HR, 2 RBI)

RISP (.263, 10x38)

vs. LHP (.255, 12x47, 1 HR)

Current streak: hitless last game (0x4)

vs. RHP (.297, 30x101, 3 HR)

Career vs. Sheets (.200, 1x5, 1 HR, 3 RBI)

Last Home Run: May 2, 2010 vs. COL, off Manuel Corpas (at-bats since: 63)

- went 0-for-2 with walk yesterday...has still hit safely in 16 of his last 20 games at .342 clip (25-for-73) with 7 2Bs, 2 HRs and 12 RBI...
- is hitting .324 (23-for-71) with 6 2Bs, 2 HRs and 10 RBI in May, after hitting just .247 (19-for-77) in April...
- is career .313 (178-for-569) hitter with 43 2Bs, 3B, 17 HRs and 87 RBI in Interleague games over his career, which is 16th-highest avg. among active Major Leaguers...**
- is looking for his 1st home run on road as all 4 have come in SF...is batting .295 (23-for-78) on road...
- is batting .500 (10-for-20) with 2B, HR and 7 RBI on 1st pitch...**
- has started 39 of 42 games (all at 1st base) and has committed just 2 errors in 322 total chances (.994 fct.)...

#10 TRAVIS ISHIKAWA (.211, 1 HR, 1 RBI)

Roadtrip (.000, 0x3, 0 HR, 0 RBI)

RISP (.000, 0x5)

vs. LHP (.000, 0x2, 0 HR)

Current streak: hitless last 2 games (0x3)

vs. RHP (.235, 4x17, 1 HR)

Career vs. Sheets (---, 0x0, 0 HR, 0 RBI)

Last Home Run: April 7, 2010 at HOU, off Jeff Fulchino (at-bats since: 18)

- has appeared in 24 of SF's 42 games this season, making just 2 starts (April 25 at St. Louis and May 19 at Arizona)...
- is 4-for-8 (.500) in pinch situations this season, which is highest avg. as pinch-hitter in NL (ahead of NYM's Fernando Tatis, .455, (5-for-11))...has .300 career avg. (9-for-30) with 2 2Bs, HR and RBI as pinch-hitter...**
- has been used mostly as pinch-hitter and late defensive replacement for **Aubrey Huff** at 1st base...
- is batting just .211 (4-for-19) with 2 2Bs, HR and RBI in 24 games this season with his 4 hits coming against Houston and San Diego (2 apiece)...
- was Giants' starting 1st baseman last season, batting .261 (85-for-326) with 9 HRs and 39 RBI in 1st full season at Major League level...

HIGHEST AVG. AS PINCH-HITTER IN NL		
Rank	Player	Avg
1	Travis Ishikawa, SF	.500 (4-8)
2	Fernando Tatis, NYM	.455 (5-11)
3	Jon Jay, STL	.417 (5-12)
4	Melky Cabrera, ATL	.400 (2-5)
5	Kosuke Fukudome, CHC	.375 (3-8)

#1 BENGIE MOLINA (.288, 2 HR, 10 RBI)

Roadtrip (.056, 1x18, 0 HR, 0 RBI)

RISP (.219, 7x32)

vs. LHP (.421, 16x38, 0 HR)

Current streak: hitless last 4 games (0x15)

vs. RHP (.225, 18x80, 2 HR)

Career vs. Sheets (.000, 0x3, 0 HR, 0 RBI)

Last Home Run: May 1, 2010 vs. COL, off Esmil Rogers (at-bats since: 53)

- went 0-for-4 yesterday and is batting only .129 (4-for-31) over his last 9 games...
- is batting .306 (34-for-111) as catcher, which is 2nd-highest clip in NL...**
- has not driven in run in his last 14 games and has collected just 2 RBI in his last 27 contests...is 15 RBI shy of 700 for his career...his 651 RBI as catcher is 5th-most among active players...**
- has highest on-base pct. on club with .361 mark (11 walks and 2 HBP)...**
- is batting .421 (16-for-38) against left-handed pitching, which is 4th-highest clip in NL...**
- is just 2-for-his-last-25 (.080) w/RISP and is 7-for-32 (.219) overall in those situations this season...
- is hitting .311 (14-for-45) with HR and 2 RBI in 13 games as clean-up hitter and .463 (19-for-41) with HR and 8 RBI in 11 games in 6th spot in lineup...
- has allowed 30 stolen bases (30-for-33, 90.9%) this season, which is 2nd-most in NL and 3rd-highest pct. against (PIT's Ryan Doumit leads with 32, 94.1%)...
- is swinging at 1st pitch 13.5% of time this season (8th-lowest in NL), compared to 39.4% of time in 2009 and 30.9% over his career...**is also seeing 3.71 pitchers per plate appearance in 2010, compared to only 3.33 over his career...

LOWEST SWING PCT. ON 1ST PITCH IN NL		
Rank	Player	Pct.
1	David Eckstein, SD	5.3%
2	Carlos Ruiz, PHI	8.0%
3	Luis Castillo, NYM	8.4%
4	Jamey Carroll, LAD	9.0%
5	Martin Prado, ATL	10.1%
6	Casey Blake, LAD	11.9%
7	Chase Utley, PHI	13.3%
8	Bengie Molina, SF	13.5%

#16 EDGAR RENTERIA (.313, 1 HR, 10 RBI)

Roadtrip (.250, 1x4, 0 HR, 0 RBI)

RISP (.381, 8x21)

vs. LHP (.391, 9x23, 1 HR)

Current streak: 1 game (1x4)

vs. RHP (.281, 16x57, 0 HR)

Career vs. Sheets (.237, 9x38, 0 HR, 6 RBI)

Last Home Run: April 9, 2010 vs. ATL, off Billy Wagner (at-bats since: 62)

- went 1-for-4 in his 1st game after being reinstated from 15-day disabled list...was on DL with right groin strain...
- owns .391 (9-for-23) avg. against left-handed pitchers...**
- has .481 avg. (13-for-27) with HR and 10 RBI with runners on base this season...
- is seeing most pitches per plate appearance this season (3.93) than he has in any other season in his career, as he averages 3.64 pitches per plate appearance throughout his career...

#33 AARON ROWAND (.248, 5 HR, 18 RBI)

Current streak: hitless last 2 games (0x8)

Roadtrip (.179, 5x28, 0 HR, 0 RBI) RISP (.303, 10x33) vs. LHP (.167, 6x36, 1 HR) vs. RHP (.280, 26x93, 4 HR)
 Career vs. Sheets (.333, 2x6, 0 HR, 0 RBI) Last Home Run: May 16 vs. SD, off Brett Myers (at-bats since: 29)

- went 0-for-4 yesterday..since being activated from DL May 2, has gone 18-for-85 (.212) with 8 runs, 4 2Bs, 3B, 4 HRs and 12 RBI in 19 games...
- 3 of his 5 home runs this season have either tied or given Giants lead...**is 1 RBI shy of 500 for his career...**
- is 0-for-his-last-18 (.000) vs. left-handed pitchers (dating back to his single vs. NYM's Johan Santana May 8)...**is hitting lefties at .167 clip (6-for-36) this season, compared to lifetime .281 mark (319-1,137)...
- is career .286 (182-for-636) hitter in month of May...**
- is 9-for-his-last-28 (.321) with runners in scoring position and is 10-for-33 (.303) overall this year...is hitting .372 (16-for-43) with 2B, 3B, 2 HRs and 9 RBI after 7th frame (**6th-highest in NL**)...
- has hit leadoff in each of his 27 games this year and owns lifetime .284 (167-for-588) avg. with 26 HRs and 86 RBI in leadoff spot...

#21 FREDDY SANCHEZ (.267, 0 HR, 1 RBI)

Current streak: 3 games (4x11)

Roadtrip (.267, 4x15, 0 HR, 1 RBI) RISP (.000, 0x2) vs. LHP (.333, 1x3, 0 HR) vs. RHP (.250, 3x12, 0 HR)
 Career vs. Sheets (.222, 4x18, 0 HR, 0 RBI) Last Home Run: Aug. 4, 2009 at HOU, off Wesley Wright (at-bats since: 104)

- went 1-for-4 yesterday and is 4-for-15 (.267) in his 4 games this season...
- 3-time All-Star and former NL batting champion was reinstated from disabled list prior to Tuesday night's game...played in 7 total games on minor league reab assignment (3 with Class A Advanced San Jose and 4 with triple-A Fresno), hitting .450 (9-for-20) with 5 2Bs and 4 RBI...missed Spring Training and 1st 38 games of 2010 season recovering from left shoulder surgery...
- hit safely in 21 of his 25 games as Giant last year with 7 multi-hit contests, going 29-for-102 (.284) with 11 runs, 2B, HR and 7 RBI...26 of his 28 hits in Giants uniform have been singles (1 2B, 1 HR)...overall, batted .293 (134-for-457) with 7 HRs and 41 RBI in 111 games in 2009...
- 32-year-old infielder is lifetime .299 hitter over his 1st 8 years in big league uniform...
- was acquired by Giants from Pittsburgh July 29, 2009 for minor league RHP Tim Alderson...

#48 PABLO SANDOVAL (.283, 3 HR, 14 RBI)

Current streak: hitless last game (0x3)

Roadtrip (.304, 7x23, 0 HR, 2 RBI) RISP (.171, 7x41) vs. LHP (.250, 13x52, 0 HR) vs. RHP (.298, 34x114, 3 HR)
 Career vs. Sheets (---, 0x0, 0 HR, 0 RBI) Last Home Run: April 21, 2010 at SD, off Edward Mujica (at-bats since: 107)

- went 0-for-3 with walk yesterday...has hit safely in 7 of his last 8 games, batting .323 (10-for-31) with 2 2Bs and 3 RBI...
- is hitting just .190 (15-for-79) in 19 games in month of May dropping season avg. from .368 to .283...**has just 4 extra-base hits and 4 RBI during this span...
- has career .386 avg. (22-for-57) with 6 2Bs, 3 HRs and 8 RBI in 16 Interleague games...**has .321 career clip (9-for-28) with 2 2Bs, HR and 4 RBI vs. Oakland...
- is batting only .233 (20-for-86) on road this season and is 6-for-his-last-42 (.143) on road...
- has grounded into 9 double-plays (tied for 2nd-most in NL with HOU's Carlos Lee and behind WSH's Ivan Rodriguez, 10)...**
- has started 41 of 42 games this season (40 at 3rd base and 1 at 1st base)...
- is 12-for-25 (.480) with 5 2Bs, 2 HRs and 2 RBI when leading off inning, which is 3rd-highest avg. in NL behind MIL's Prince Fielder and Alcides Escobar both with .500)...**
- is 1-for-his-last-20 (.050) w/RISP and 1-for-16 (.063) with 8 strikeouts with RISP/2 outs...**is hitting just .171 (7-for-41) with runners in scoring position this season...over his career, Sandoval has .293 avg. (65-for-222) with 88 RBI w/RISP...

#12 NATE SCHIERHOLTZ (.298, 1 HR, 7 RBI)

Current streak: hitless last game (0x3)

Roadtrip (.091, 1x11, 0 HR, 0 RBI) RISP (.300, 6x20) vs. LHP (.367, 11x30, 0 HR) vs. RHP (.270, 20x74, 1 HR)
 Career vs. Sheets (---, 0x0, 0 HR, 0 RBI) Last Home Run: May 6, 2010 at FLA, off Ricky Nolasco (at-bats since: 42)

- has not started last 2 games due to bruised left shoulder (appeared in yesterday's game in RF for 1.0 inning)...is 1-for-his-last-16 (.063) over last 5 games...is still batting .299 (29-for-97) with 7 2Bs, 3B, HR and 7 RBI over his last 28 games (since April 17th) when he claimed starting RF role...
- is career .404 (23-for-57) hitter with 3 2Bs, 3B, 2 HRs and 10 RBI in 22 interleague games...**
- has started 27 of Giants' last 32 games (all in RF) after having not started 1st 9 games this season...**is hitting .308 (28-for-91) with 7 2Bs, 3B, HR and 7 RBI in starting role...**
- is batting .367 (11-for-30) vs. southpaws this season, 3rd highest avg. vs. left-handed pitchers as left-handed hitter in NL (behind Rockies' Carlos Gonzalez and Dodger's Andre Ethier, both with .375 avg.)...**
- has recorded 8 walks in 116 plate appearances this season, compared to 16 free passes in 365 plate appearances in 2009 and has .380 on-base pct...
- has 3 outfield assists, which is tied for 6th-most in NL...
- is 2-for-5 (.400) with walk in pinch-hit situations this season and is career .353 (18-for-51) hitter in pinch...

GIANTS CAREER AVG. IN INTERLEAGUE GAMES		
Rank	Player	Avg.
1	Nate Schierholtz	.404 (23-57)
2	Pablo Sandoval	.386 (22-57)
3	Aubrey Huff	.313(178-569)
4	Edgar Renteria	.304 (230-759)
5	Freddy Sanchez	.295 (81-278)

#56 ANDRES TORRES (.290, 2 HR, 12 RBI)

Current streak: 3 games (4x12)

Roadtrip (.261, 6x23, 1 HR, 3 RBI) RISP (.259, 7x27) vs. LHP (.238, 10x42, 0 HR) vs. RHP (.328, 19x58, 2 HR)
 Career vs. Sheets (---, 0x0, 0 HR, 0 RBI) Last Home Run: May 18 vs. SD, off Mike Adams (at-bats since: 16)

- went 1-for-3 yesterday...**has hit safely in 8 of his last 10 games, going 13-for-37 (.351) with 6 2Bs, 3B, 2 HRs and 8 RBI...**leads Giants with 11 2Bs...
- hit game-tying 2-run HR in 8th inning Tuesday night vs. SD and finished game 2-for-5...
- has gone 27-for-81 (.333) with 11 2Bs, 3B, 2 HRs and 11 RBI since April 23 (22 contests)...**has gone 27-for-94 (.287) in starting role this season...**
- began year as Giants' 5th outfielder, however with injuries to Aaron Rowand and Mark DeRosa, has seen increased playing time, appearing in 34 of SF's 42 games and making 26 starts (9 in LF, 8 in RF and 9 in CF)...filled in for Rowand in center field when he landed on dabled list with left cheek fracture...started 9 of 13 games (all in CF) and batted .316 (12-for-38) with 4 2Bs during that span that Rowand was on DL...has started 10 games in LF and 3 in RF since DeRosa has been out, going 14-for-43 (.326)...
- has not committed an error over his last 114 games in OF, spanning 667.1 innings...
- has .280 career avg. (7-for-25) with HR and 6 RBI in pinch-situations...**is 2-for-5 (.400) with RBI as pinch-hitter this season...**

HIGHEST ZONE RATING IN NL		
Rank	Player	ZR
1	Andres Torres, SF	.939
2	Angel Pagan, NYM	.934
3	Tony Gwynn, SD	.918
4	Will Venable, SD	.911
5	Dexter Fowler, COL	.910

#5 JUAN URIBE (.275, 5 HR, 25 RBI)

Current streak: hitless last game (0x1)

Roadtrip (.294, 5x17, 1 HR, 3 RBI) RISP (.333, 13x39) vs. LHP (.265, 9x34, 1 HR) vs. RHP (.278, 27x97, 4 HR)
 Career vs. Sheets (.333, 2x6, 0 HR, 1 RBI) Last Home Run: May 21, 2010, off Rodrigo Lopez (at-bats since: 3)

- went 0-for-1 as pinch-hitter in yesterday's contest...is batting .333 (9-for-27) with 2 HRs and 4 RBI over his last 8 games...
- went 2-for-5 with solo home run Thursday night, which was part of Giants' 1st back-to-back home runs (with John Bowker) in 6th inning...
- has been Giants' major run producer driving in team-high 25 runs in 40 games...**leads Giants with 6 go-ahead RBI this season...has 14 RBI in his last 21 games...
- has started 16 games at 2nd base (1.000 fct - 76tc, 0er) and 21 games at SS (.974 fct. - 78tc, 2er)...is hitting .231 (18-for-78) as SS and .340 (17-for-50) as 2nd baseman...
- batted .348 (16-for-46) over his 1st 13 games this season, however since then has gone just 20-for-85 (.235)...
- has 16 BBs this season, which is already more than half of his total from 2009 (25)...
- is batting .438 (7-for-16) with 2 2Bs, 3B and 10 RBI with RISP and 2 outs...**

#22 ELI WHITESIDE (.311, 2 HR, 6 RBI)


Current streak: hitless last 2 games (0x4)

Roadtrip (.273, 3x11, 0 HR, 1 RBI) RISP (.176, 3x17) vs. LHP (.286, 2x7, 0 HR) vs. RHP (.316, 12x38, 2 HR)
 Career vs. Sheets (---, 0x0, 0 HR, 0 RBI) Last Home Run: April 26, 2010 off PHI's Roy Halladay (at-bats since: 28)

- is 8-for-24 (.333) over his last 9 games and is 10-for-31 (.323) in his last 12 contests...
- has thrown out 6 potential base stealers in 23 attempts (26.1%) on season...**has thrown out his last 2 of 3 attempted base stealers...**
- is hitting .333 (9-for-27) with 3 2Bs and RBI in his 10 road games this season...
- has started 11 games this season, 7 in which Jonathan Sanchez has been starting pitcher...
- is 11-for-37 (.297) with 2 2Bs, 2 HRs and 7 RBI as starter...has hit safely in 9 of his 19 games, including 5 multi-hit contests...


GIANTS SINGLE GAME BESTS IN 2010

	HOME RUN BREAKDOWN							MULTI-HIT GAMES					MULTI-RBI GAMES				
	1R	2R	3R	GS	PH	ITP	TOTAL	2-HIT	3-HIT	4-HIT	5+-HIT	TOTAL	2-RBI	3-RBI	4-RBI	5-RBI	TOTAL
Bowker	1	1			1		3	1				1	2				2
Downs	1						1	4	1			5	1				1
Huff	3					1	4	11	1			12	4				4
Ishikawa	1						1					0					0
Molina	1	1					2	5	1	1		7			1		1
Renteria		1					1	4	2		1	7	4				4
Rowand	3	2					5	6	2	1		9	7				7
Sandoval	2	1					3	10	3			13	2				2
Sanchez							0	1				1					0
Schierholtz	1						1	4	1		1	6					0
Torres		2					2	4	2			6	3	1			4
Uribe	3	1	1				5	8	1			9	3	2			5
Whiteside	1		1				2	5				5	1	1			2



GIANTS VS. ATHLETICS
Since 1997: 35-41

2010 MEETINGS (SF trails season series, 0-2)



AT&T PARK (0-0 in 2010, 18-19 all-time)				OAKLAND COLISEUM (0-2 in 2010, 17-22 all-time)			
D	W/L	SC	WINNER/LOSER	D	W/L	SC	WINNER/LOSER
6/11	L		5/21	L		1-6	Cahill/Zito
6/12	L		5/22	L		0-1	Gonzalez/Cain
6/13			5/23				

SERIES NOTES...Giants have dropped 1st 2 games of Bay Bridge Series and need win today to avoid being swept...last time SF was swept here at Coliseum was June 24-26, 2005...

- SF is 17-22 here at Oakland-Alameda County Coliseum and have lost 10 of their last 17 games in this facility...SF trails OAK in all-time series 35-41...
- Giants won Bay Bridge series last season 5-1...Giants swept A's at AT&T and took 2-of-3 at Oakland-Alameda County Coliseum...marked 1st time SF has won season series vs. their cross-bay rivals since 2001 and 2nd time Giants have won series since Interleague began in 1997...
- Giants have lost 3 of their last 5 games to A's, but have won 7 of last 10 meetings...

GIANTS HITTERS CAREER AT OAKLAND COLISEUM

PLAYER	AVG	AB	H	HR	RBI
Bowker	.308	13	4	0	2
Downs	.154	13	2	0	1
Huff	.252	119	30	2	11
Ishikawa	.167	6	1	1	1
Molina	.215	177	38	3	23
Renteria	.212	33	7	0	4
Rowand	.198	86	17	2	7
Sanchez	.250	8	2	0	0
Sandoval	.278	18	5	0	2
Schierholtz	.455	11	5	1	2
Torres	.250	16	4	0	2
Uribe	.207	82	17	1	8
Whiteside	.000	3	0	0	0

GIANTS PITCHERS CAREER AT OAKLAND COLISEUM

PITCHER	W-L-S	STARTERS				
		ERA	G	IP	H	ER
Cain	1-2-0	1.16	3	23.1	12	3
Lincecum	2-0-0	0.56	2	16.0	12	1
Sanchez	1-1-0	3.77	3	14.1	13	6
Wellemeier	0-0-0	5.40	1	3.1	6	2
Zito	51-32-0	3.77	112	723.2	632	303

PITCHER	W-L-S	BULLPEN				
		ERA	G	IP	H	ER
Affeldt	0-0-0	1.50	5	6.0	3	1
Bautista	0-0-0	10.13	2	5.1	10	6
Casilla	3-2-2	4.26	72	80.1	78	38
Mota	0-0-0	27.00	1	1	1	3
Romo	0-0-0	4.50	2	2.0	1	1
Runzler	---	---	---	---	---	---
Wilson	0-0-2	0.00	2	1.1	0	0

CATCHER'S CORNER

CATCHER	G	CS	SBA	PCT	PB	ERA	(ER/IP)
Molina	32	3	33	09.1%	1	3.28	(95/261.0)
Whiteside	17	6	23	26.1%	0	3.66	(49/120.1)
SF Totals	42	9	56	16.1%	0	3.40	(144/381.1)

GIANTS MONTHLY BREAKDOWN







Month	W-L	AVG	R	R/G	HR	ERA	IP	H	BB	SO
April	13-9	.280	101	4.6	18	2.75	200.0	155	73	176
May	9-11	.237	74	3.7	15	4.12	181.1	157	95	160
June	--	----	--	--	--	----	--	--	--	--
July	--	----	--	--	--	----	--	--	--	--
August	--	----	--	--	--	----	--	--	--	--
Sept.	--	----	--	--	--	----	--	--	--	--
October	--	----	--	--	--	----	--	--	--	--

THE DISABLED AND BEREAVEMENT LIST

Player	Injury	DL Type	Placed (Retro)	Reinstated/Eligible	Games Missed	SFs/WL
<i>Burriss</i>	<i>Left foot fracture</i>	<i>60-day</i>	<i>April 4 (March 26)</i>	<i>April 10</i>	<i>41</i>	<i>22-20</i>
<i>DeRosa</i>	<i>Left wrist neuritis</i>	<i>15-day</i>	<i>May 17 (May 9)</i>	<i>May 24</i>	<i>12</i>	<i>5-8</i>
<i>Medders</i>	<i>Right knee inflammation</i>	<i>15-day</i>	<i>May 21 (May 20)</i>	<i>June 4</i>	<i>2</i>	<i>0-3</i>
Renteria	Right Groin Strain	15-day	May 7	May 22	14	5-9
Rowand	Left cheek fracture	15-day	April 18 (April 17)	May 2	13	7-6
F. Sanchez	Recovering from left shoulder surgery	15-day	April 4 (March 26)	May 19	38	22-16

Note: Players in *italics* are currently on DL/BL

Giants Minor League Report

 <p>FRESNO GRIZZLIES Triple-A • Steve Decker Pacific Coast League 28-14 1st place +7.5 GA</p>	 <p>RICHMOND FLYING SQUIRRELS Double-A • Andy Skeels Eastern League 23-19 2nd place -3.0 GB</p>	 <p>SAN JOSE GIANTS Single-A • Brian Harper California League 27-17 1st place +2.0 GA</p>
<ul style="list-style-type: none"> Grizzlies dropped 2-1 contest last night to visiting Nashville... LHP Alex Hinshaw (0-2, 5.40) was charged with relief loss after allowing winning run in 9th inning... RHP Matt Kinney (8.56) started and pitched 5.0-shutout frames... Fresno collected just 3 hits on night, 1 by C Buster Posey (.333), 1B Brett Pill (.283) and SS Angel Berroa (.186)... 	<ul style="list-style-type: none"> Flying Squirrels fell 4-3 yesterday to host Reading... RHP Ronnie Ray (5.70) started and logged 4.2-innings while allowing 3 runs on 4 hits, however did not factor into decision... 3B Conor Gillaspie (.231) was only Squirrel with multi-hit game, going 2-for-4... LF Thomas Neal (.258) and CF Darren Ford (.252) each drove in runs... 	<ul style="list-style-type: none"> Giants plated 2 runs in 8th to overcome 2-1 deficit and earn 3-2 victory last night against host Modesto... starting LHP Eric Surkamp (2.16) tossed quality start (6.0ip, 2er), however wound up with no decision... 2B Charlie Culberson (.275) homered and drove in 2 runs... 1B Brandon Belt went 1-for-2 with 2B...
 <p>AUGUSTA GREENJACKETS Single-A • Dave Machemer South Atlantic League 27-16 1st place +2.0 GA</p>	 <p>SALEM-KEIZER VOLCANOES Rookie • Tom Trebelhorn Northwest League 0-0 -- place 0 GA</p>	 <p>ARIZONA GIANTS Rookie • Mike Goff Arizona Summer League 0-0 -- place 0 GA</p>
<ul style="list-style-type: none"> Augusta scored twice in 15th inning to outlast Greenville 8-6 last night in extra frames... both RF Dan Cook (.238) and 3B Chris Dominguez (.272) plated RBI singles in 15th inning to help GreenJackets secure victory... RHP Bryan Salsbury (3.62) started and gave up 4 runs in 7.1 frames...pen combined to allow just 2 runs in 7.2 innings... 	<ul style="list-style-type: none"> Salem-Keizer, which won NWL Championship last season for 5th time this decade, will begin 2010 year June 18 vs. Everett... 	<ul style="list-style-type: none"> Arizona Giants kick off season in mid-June...

HIGHS AND LOWS

TEAM MISCELLANEOUS

Most Games Over .500	7	May 6 (17-10)
Most Games Under .500		
Longest Winning Streak:	4	April 5-9
Longest Losing Streak:	4 (2x), last:	May 19-current
Longest Home Winning Streak:	3	May 14-current
Longest Road Winning Streak:	3 (2x), last:	May 4-6
Longest Home Losing Streak:	4	May 2-13
Longest Road Losing Streak	4 (2x), last:	May 19-current
Biggest Winning Margin:	9	April 17 at LA (9-0)
Biggest Losing Margin:	12	May 19 at AZ (1-13)
Double Plays, Game, SF:	2 (5x), last:	May 22 at OAK
Double Plays, Game, Opponents:	3 (4x), last:	April 27 vs. PHI
Errors, Game, SF:	3	May 13 vs. SD
Errors, Game, Opponents:	3	May 7 at NYM
Largest Comeback:	3	April 9 vs. ATL (0-3, won 5-4)
Largest Lead Surrendered:	3 (2x), last:	May 4 at FLA (led 3-0, won 9-6)
Walk-off Wins:	1	April 9 vs. ATL (Rowand, 1B)
Walk-off Losses:	3	April 19 at SD (Eckstein, HR)
.....		May 7 at NYM (Barajas, HR)
.....		May 8 at NYM (Blanco, HR)
Longest Game, Extra Innings:	13	April 9 vs. ATL
Longest Game, Time:	4:07	May 18 at SD (12)
Longest Game, Time - 9 Innings:	3:45	May 9 at NYM
Quickest Game:	2:06	May 13 vs. SD
Largest Crowd, Home:	42,985	April 10 vs. ATL
Smallest Crowd, Home:	26,011	April 12 vs. PIT
Sellouts, Home:	5, last:	May 2 vs. COL
Largest Crowd, Road:	50,433	April 18 at LAD

TEAMBATTING

Runs, Game, SF:	10	April 7 at HOU
Runs, Game, Opponents:	13	May 19 at AZ
Runs, Inning, SF:	5	May 20 at AZ (6th)
Runs, Inning, Opponents:	6	May 19 at AZ (8th)
Most Hits, Game, SF:	19	April 7 at HOU
Fewest Hits, Game, SF:	1	May 13 vs. SD
Most Hits, Game, Opponents:	12 (2x), last:	May 18 at SD
Fewest Hits, Game, Opponents:	1	April 20 at SD
Hits, Inning, SF:	5 (2x), last:	April 14 vs. PIT (2nd)
Hits, Inning, Opponents:	6	May 19 at AZ (8th)
Home Runs, Game, SF:	3 (3x), last:	May 1 vs. COL
Home Runs, Game, Opponents:	6	May 19 at AZ
Steals, Game, SF:	2 (2x), last:	April 28 vs. PHI
Steals, Game, Opponents:	4 (2x), last:	May 12 vs. SD

INDIVIDUAL BATTING

Hits, Game:	5 (2x)	Schierholtz, April 28 vs. PHI
.....		Renteria, April 7 at HOU
Runs, Game:	3 (3x), last:	Schierholtz, April 28 vs. PHI
Doubles, Game:	2 (5x), last:	Torres, May 21 at OAK
Triples, Game:	1 (8x), last:	Torres, May 14 vs. HOU
Home Runs, Game:	1 (33x), last:	Bowker, May 20 at AZ
Back-to-Back Home Runs:	1	Uribe, Bowker, May 20 at AZ
Back-to-Back-to Back Home Runs		
Grand Slams:		
Pinch Home Runs:	2	Ishikawa, April 7 at HOU
.....		Bowker, May 7 at NYM
Pinch Grand Slams:		
Lead-off Home Runs:		
Inside-The-Park Home Runs:	1	Huff, April 14 vs. PIT
Walk-Off Home Runs:		
Home Runs By Pitcher:		
Extra Base Hits:	3	Torres, May 14 vs. HOU
RBI, Game:	4	Molina, April 12 vs. PIT
Totals Bases, Game	8 (2x), last:	Molina, April 12 vs. PIT
Walks, Game:	4	Uribe, May 9 at NYM
Strikeouts, Game:	3 (4x), last:	Sanchez, May 19 at AZ
Steals, Game:	1 (15x), last:	Torres, May 16 vs. HOU
Hitting Streak:	10	Molina, April 23-May 6
.....		Sandoval, April 5-12, April 19-30

TEAM PITCHING

Strikeouts, Game, SF:	20	May 4 at FLA
Strikeouts, Game, Opponents:	12 (2x), last:	May 18 at SD
Walks, Game, SF:	12	May 11 vs. SD
Walks, Game, Opponents:	11	May 9 at NYM
Scoreless Innings Streak, SF:	16.0	April 17-18

INDIVIDUAL PITCHING

Strikeouts, Starter:	13	Lincecum, May 4 at FLA
Strikeouts, Reliever:	5	Wilson, May 9 at NYM
Strikeouts, Opponent:	10	Hamels, April 28 vs. PHI
Fewest Hits Allowed, CG, SF:	5	Cain, May 22 at OAK
Fewest Hits Allowed, CG, Opp:	1	Latos, May 13 vs. SD
Walks:	7	Zito, May 11 vs. SD
Walks, Opponent:	7 (2x), last:	O. Perez, May 9 at NYM
Home Runs Allowed:	3 (3x), last:	Wellemeyer, May 19 at AZ
Home Runs Allowed, Opponent:	3	Morton, April 14 vs. PIT
Innings, Starter:	8.1	Lincecum, April 28 vs. PHI
Innings, Reliever:	3.0	Wellemeyer, May 2 vs. COL
Fewest Innings, Starter:	4.0 (2x), last:	Wellemeyer, April 21 at SD
Scoreless Innings Streak, Starter:	17.0	Lincecum, April 11-23
Scoreless Innings Streak, Reliever:	8.1	Mota, April 7-26
Winning Streak:	5	Lincecum, April 5-current
.....	5	Zito, April 6-May 5
Losing Streak:	3	Wellemeyer, April 10-21

RECORD BY STARTING POSITION

C:	Molina (17-14), Whiteside (5-6)
1B:	Huff (21-18), Ishikawa (0-2), Sandoval (1-0)
2B:	DeRosa (2-2), Downs (9-8), Sanchez (0-4), Uribe (10-6), Velez (1-0)
3B:	Sandoval (20-20), Rohlinger (2-0)
SS:	Renteria (12-9), Uribe (10-11)
LF:	Bowker (2-7), DeRosa (15-6), Torres (5-4), Velez (0-3)
CF:	Rowand (15-14), Torres (5-4), Velez (2-2)
RF:	Bowker (5-2), Schierholtz (14-13), Torres (3-5)
P:	Cain (3-6), Lincecum (7-2), Sanchez (4-4), Wellemeyer (2-5), Zito (6-3)
DH:	Molina (0-1)

RECORD BY BATTING ORDER POSITION

1st:	Rowand (15-14), Torres (5-1), Velez (2-5)
2nd:	Bowker (1-1), DeRosa (2-2), Downs (0-1), Renteria (12-9), Sanchez (0-2), Schierholtz (0-1), Torres (6-4), Velez (1-0)
3rd:	Huff (1-0), Sanchez (0-2), Sandoval (21-18)
4th:	Huff (13-13), Molina (8-5), Sandoval (0-2), Uribe (1-0)
5th:	DeRosa (11-5), Huff (7-4), Molina (1-7), Uribe (2-4), Whiteside (1-0)
6th:	Bowker (2-3), DeRosa (2-0), Huff (0-1), Ishikawa (0-1), Molina (8-3), Schierholtz (4-2), Uribe (6-10)
7th:	Bowker (4-3), DeRosa (2-1), Downs (4-4), Schierholtz (3-5), Torres (0-3), Uribe (8-2), Whiteside (1-2)
8th:	Bowker (0-1), Downs (5-4), Ishikawa (0-1), Lincecum (0-1), Rohlinger (2-0), Schierholtz (7-5), Torres (2-4), Uribe (3-1), Whiteside (3-3)
9th:	Bowker (0-1), Cain (3-5), Lincecum (7-1), Sanchez (4-4), Torres (0-1), Wellemeyer (2-5), Whiteside (0-1), Zito (6-2)

GIANTS SCORING BY INNINGS

	1	2	3	4	5	6	7	8	9	Extra	Total
Giants	11	25	16	18	22	21	14	20	19	9	175
Opponent	15	16	7	9	28	13	19	19	15	7	148

GIANTS STATS BY POSITION

	C	1B	2B	3B	SS	LF	CF	RF	P	PH	DH
Home Runs	4	4	3	3	4	4	6	3	0	2	0
RBI	16	20	19	15	24	20	24	14	3	5	0

GIANTS STATS BY ORDER

	1st	2nd	3rd	4th	5th	6th	7th	8th	9th
Home Runs	6	3	3	4	4	5	3	4	1
RBI	25	20	13	15	19	19	22	19	8

RECORD BY DAY OF WEEK

Sunday:		3-3
Home:	2-1	
Road:	1-2	
Monday:		3-2
Home:	2-0	
Road:	1-2	
Tuesday:		4-3
Home:	1-2	
Road:	3-1	
Wednesday:		3-4
Home:	1-2	
Road:	2-2	
Thursday:		1-2
Home:	0-1	
Road:	1-1	
Friday:		4-3
Home:	4-0	
Road:	0-3	
Saturday:		4-3
Home:	3-1	
Road:	1-2	

MISCELLANEOUS RECORD

April:	13-9
May:	9-11
June:	0-0
July:	0-0
August:	0-0
September:	0-0
1st game of series:	8-7
Last game of series:	7-7
Rubber game of series:	2-1
Get-away day:	6-4
Orange Jerseys:	3-0

EJECTIONS

Player/Coach	Date	Inn.	Umpire	Reason
Bruce Bochy	May 20 at AZ	9th	Mark Wegner	Arguing called strike

DELAYS

Date	OPP	Length	INN	Final Score	Details
4/11	ATL	4:09	Start	W, 6-3	Delayed to start game (rain)
4/21	at SD	0:18	Start	L, 2-5	Delayed to start game (rain)

2010 SAN FRANCISCO GIANTS RECORD
DAY-BY-DAY

Main table containing the day-by-day record for the 2010 San Francisco Giants, including columns for date, opponent, winner/loser, W/L, score, record, position, GB/GA, club, and final record.

ALL-STAR BREAK 2010 RECORD:

2010 DAY-BY-DAY STANDINGS INFO table with rows for Days in 1st Place, Last Day in 1st Place, Last Day out of 1st Place, Most Consecutive Days in 1st, Most Games Ahead/Team/Date, Most Games Behind/Team/Date, Days in 2nd Place, Days in 3rd Place, Days in 4th Place, Days in 5th Place.

FINAL 2010 RECORD:

Pitcher's name in bold indicates complete game performance.
() - Indicates extra inning game.

GIANTS VS. NATIONAL AND AMERICAN LEAGUES table showing performance against various teams, categorized by Home, Road, and Totals.