




OAKLAND ATHLETICS

Minor League Report

Oakland Athletics Baseball Company • 7000 Coliseum Way • Oakland, CA 94621
510-638-4900 • Public Relations Facsimile 510-562-1633 • www.oaklandathletics.com

Wednesday, May 26, 2010




SACRAMENTO RIVER CATS
Triple-A – Pacific Coast League
Manager: Tony DeFrancesco

Yesterday: Loss vs. Nashville, 8-1 **Standing:** 19-27, T-3rd, 10.5 GB
Today: vs. Nashville 11:35 am PT
Probables: LHP John Halama (0-0, 0.00) vs. LHP Chase Wright (3-1, 3.77)

River Cats Notables

- **OF Corey Wimberly** has now reached base safely in 22 consecutive games and is batting .326 (28 for 86) over that span...leads the Pacific Coast League with 19 stolen bases.
- **IF Chris Carter** is tied for first in the PCL in RBI (38) and is tied for second in home runs (10).
- **RHP Clayton Mortensen** is tied for third in wins (5).




KANE COUNTY COUGARS
Single-A – Midwest League
Manager: Aaron Nieckula

Yesterday: Loss at Wisconsin, 3-0 **Standing:** 20-26, 6th, 7.5 GB
Today: vs. Wisconsin 6:00 pm PT
Probables: LHP Ian Krol (2-2, 2.00) vs. RHP Eric Arnett (0-4, 8.57)

Cougars Notables

- **RHP Rob Gilliam** allowed three runs in eight innings yesterday (7 h, 0 bb, 6 so)...ranks third in the Midwest League in innings pitched (56.2).
- **OF Myrio Richard** went 1 for 4 yesterday and has now hit safely in eight of his past nine games...is batting .414 (12 for 29) over that span.
- **IF Conner Crumbliss** ranks first in the ML in walks (45) and is fourth in on-base percentage (.422).
- **LHP Ian Krol** is fourth in opponents batting average (.192, 28 for 146), tied for fourth in WHIP (0.98) and is eighth among starting pitchers with a 2.00 ERA.



MIDLAND ROCKHOUNDS
Double-A – Texas League
Manager: Darren Bush

Yesterday: Off day **Standing:** 20-24, 4th, 5.0 GB
Today: vs. Tulsa 6:30 pm PT
Probables: LHP Anthony Capra (2-6, 4.82) vs. LHP Christian Friedrich (0-1, 2.70)

RockHounds Notables

- **IF Josh Horton** has hit safely in 10 of his past 11 games and is batting .357 (15 for 42) over that span.
- **OF Archie Gilbert** is second in the Texas League in steals (12), third in RBI (30), tied for fourth in doubles (11) and tied for fifth in extra-base hits (18).
- **LHP Carlos Hernandez** ranks seventh among starting pitchers with a 2.81 ERA.
- **IF Alex Valdez** is second in extra-base hits (22), tied for second in doubles (12) and triples (4), is third in slugging (.521) and total bases (87), is tied for third in runs (29), tied for fourth in hits (49) and is tied for ninth in hitting (.293, 49 for 167).
- **RHP Beau Vaughan** is second among relievers in BB/9 IP (0.86) and is tied for third in saves (6).



VANCOUVER CANADIANS
Single-A (Short Season) – Northwest League
Manager: Rick Magnante

Season begins June 18 at Eugene




STOCKTON PORTS
Single-A – California League
Manager: Steve Scarsone

Yesterday: Off day **Standing:** 19-27, 5th, 10.0 GB
Today: vs. San Jose 7:05 pm PT
Probables: RHP Shawn Haviland (3-1, 3.47) vs. RHP Kyle Nicholson (3-2, 5.87)

Ports Notables

- **RHP Shawn Haviland** ranks second in the California League in strikeouts (54) and is 10th among starting pitchers with a 3.47 ERA.
- **IF Stephen Parker** is tied for first with 32 walks.
- **RHP Paul Smyth** is third among relievers in opponents batting average (.158, 16 for 101) and is fourth in saves (8).



ARIZONA A'S
Rookie – Arizona League
Manager: Marcus Jensen

Season begins June 21 at Angels

MINOR LEAGUE TRANSACTIONS

May 21 Placed Lenny DiNardo (SAC) on the DL with a left forearm strain
May 21 Transferred Ben Hornbeck from MID to STO
May 22 Reinstated Matt Carson (SAC) from the DL
May 22 Transferred Anvioris Ramirez from STO to KC
May 22 Transferred Michael Napoleon from SAC to STO and placed him on the DL with a left ankle sprain
May 23 Transferred Anthony Recker from SAC to MID
May 24 Sent Brett Anderson to SAC for a rehab assignment

Nashville Sounds (26-18) 8, Sacramento River Cats (19-27) 1
 May 25, 2010

	1	2	3	4	5	6	7	8	9	R	H	E
Nashville	1	5	0	0	1	1	0	0	0	8	8	0
Sacramento	0	0	0	0	0	1	0	0	0	1	5	4

Nashville	AB	R	H	RBI	BB	SO	LOB	AVG	Sacramento	AB	R	H	RBI	BB	SO	LOB	AVG
Anderson, J, CF	3	3	2	0	1	0	0	.316	Wimberly, LF	3	0	0	0	0	0	1	.282
Olmedo, 2B	5	1	2	4	0	2	2	.282	Carson, CF	3	0	0	0	2	0	3	.316
Oeltjen, T, RF	5	0	0	1	0	1	2	.271	Donaldson, C	3	0	1	0	0	0	1	.273
Koshansky, 1B	5	0	0	0	0	2	3	.246	Carter, RF-1B	4	1	2	0	0	1	4	.249
Almonte, DH	5	1	2	1	0	1	0	.260	Powell, DH	4	0	0	0	0	1	4	.167
Heether, 3B	5	0	0	0	0	0	3	.240	Harper, B, 1B	2	0	0	0	0	0	0	.214
Stern, LF	3	1	1	0	1	0	0	.340	1-Brown, C, PR-RF	1	0	0	0	0	0	0	.157
Cruz, L, SS	3	1	1	1	1	0	1	.258	Tolleson, SS	1	0	1	0	0	0	0	.311
Johnson, B, C	3	1	0	0	0	0	2	.167	Affronti, SS	2	0	0	0	1	0	0	.245
Lofgren, P	0	0	0	0	0	0	0	.111	Sogard, 3B	3	0	0	1	1	0	1	.263
Murray, P	0	0	0	0	0	0	0	.000	Cardenas, 2B	3	0	1	0	1	0	3	.233
Dillard, P	0	0	0	0	0	0	0	.000	Hernandez, F, P	0	0	0	0	0	0	0	.000
Totals	37	8	8	7	3	6	13	.258	Souza, P	0	0	0	0	0	0	0	.000
									Storey, M, P	0	0	0	0	0	0	0	.000
									Totals	29	1	5	1	5	2	17	.250

BATTING

2B: Cruz, L (11, Hernandez, F), Almonte (6, Hernandez, F).
 HR: Olmedo (2, 2nd inning off Hernandez, F, 3 on, 0 out).
 TB: Anderson, J 2; Olmedo 5; Almonte 3; Stern; Cruz, L 2.
 RBI: Almonte (9), Cruz, L (22), Olmedo 4 (15), Oeltjen, T (22).
 2-out RBI: Almonte.
 Runners left in scoring position, 2 out: Heether; Oeltjen, T; Cruz, L; Koshansky; Johnson, B.
 S: Anderson, J.
 Team RISP: 2-for-11.
 Team LOB: 7.

BASERUNNING

SB: Anderson, J (3, 2nd base off Hernandez, F/Donaldson).

FIELDING

DP: 3 (Heether-Olmedo-Koshansky, Olmedo-Cruz, L-Koshansky, Johnson, B-Heether).

1-Ran for Harper, B in the 6th.

BATTING

TB: Donaldson; Carter 2; Tolleson; Cardenas.
 RBI: Sogard (17).
 2-out RBI: Sogard.
 Runners left in scoring position, 2 out: Carson; Cardenas 2; Powell.
 GDP: Powell; Wimberly.
 Team RISP: 0-for-5.
 Team LOB: 10.

BASERUNNING

CS: Carson (2, 3rd base by Lofgren/Johnson, B).

FIELDING

E: Harper, B (1, fielding), Cardenas 2 (8, missed catch, throw), Wimberly (6, fielding).

Nashville	IP	H	R	ER	BB	SO	HR	ERA	Sacramento	IP	H	R	ER	BB	SO	HR	ERA
Lofgren (W, 6-3)	5.2	4	1	1	5	2	0	4.67	Hernandez, F (L, 0-4)	5.0	7	7	4	0	3	1	6.91
Murray	0.1	0	0	0	0	0	0	6.00	Souza	3.0	1	1	0	3	2	0	8.00
Dillard (S, 1)	3.0	1	0	0	0	0	0	4.10	Storey, M	1.0	0	0	0	0	1	0	7.36
Totals	9.0	5	1	1	5	2	0	3.46	Totals	9.0	8	8	4	3	6	1	3.93

HBP: Wimberly (by Lofgren), Harper, B (by Lofgren), Wimberly (by Dillard), Donaldson (by Dillard), Johnson, B (by Hernandez, F).

Pitches-strikes: Lofgren 104-53, Murray 4-2, Dillard 26-19, Hernandez, F 85-55, Souza 47-26, Storey, M 7-6.

Groundouts-flyouts: Lofgren 4-9, Murray 1-0, Dillard 7-2, Hernandez, F 6-6, Souza 3-3, Storey, M 2-0.

Batters faced: Lofgren 26, Murray 1, Dillard 11, Hernandez, F 26, Souza 13, Storey, M 3.

Inherited runners-scored: Murray 3-0.

Umpires: HP: Shaun Francis. 1B: Eric Loveless. 2B: . 3B: Dixon Stureman.

Weather: 55 degrees, cloudy.

Wind: 5 mph, Out to LF.

T: 2:41 (:50 delay).

Att: 5,573.

Choose a highlighted category to sort. NOTE: Rate stats do not use qualifiers.

GI ---GAMES BY POSITION---

BATTERS		AVG	G	AB	R	H	2B	3B	HR	RBI	TB	BB	IBB	SO	SB	CS	OBP	SLG	OPS	SF	SAC	HBP	DP	1B	2B	3B	SS	OF	C	E
	Affronti, Michael	.245	27	98	11	24	5	0	0	9	29	4	0	16	1	0	.275	.296	.570	0	2	0	0	0	0	0	27	0	0	4
*	Brown, Corey	.157	32	102	14	16	3	1	2	12	27	7	0	28	2	0	.211	.265	.476	0	1	0	0	0	0	0	0	31	0	2
*	Cardenas, Adrian	.233	24	90	9	21	2	0	1	8	26	6	1	13	1	1	.281	.289	.570	0	1	0	5	0	6	16	0	0	0	8
	Carson, Matt	.316	20	79	16	25	6	2	0	9	35	9	0	14	7	2	.386	.443	.829	0	0	0	4	0	0	0	0	20	0	0
	Carter, Chris	.249	44	169	30	42	9	0	10	38	81	21	1	53	0	0	.340	.479	.819	3	0	4	2	42	0	0	0	5	0	6
*	Cust, Jack	.273	33	110	21	30	6	0	4	19	48	33	2	33	0	0	.444	.436	.881	0	0	1	2	0	0	0	0	13	0	1
	Donaldson, Josh	.273	26	99	15	27	6	0	5	22	48	9	0	22	0	0	.333	.485	.818	2	0	1	6	1	0	1	0	0	19	4
	Ellis, Mark	.250	1	4	0	1	0	0	0	0	1	0	0	1	0	0	.250	.250	.500	0	0	0	0	0	1	0	0	0	0	0
*	Harper, Brett	.214	8	28	1	6	2	0	0	7	8	1	0	5	0	0	.290	.286	.576	0	0	2	0	4	0	0	0	0	0	1
	Jernigan, Ryne		1	0	0	0	0	0	0	0	0	0	0	0	0	0				0	0	0	0	0	0	0	0	0	0	0
	Ladendorf, Tyler	.100	4	10	0	1	1	0	0	0	2	1	0	2	0	0	.182	.200	.382	0	0	0	0	0	1	3	0	0	0	0
*	McPherson, Dallas	.259	7	27	3	7	1	1	2	12	16	1	0	12	0	0	.310	.593	.903	0	0	1	0	1	0	5	0	0	0	0
1	Miller, Jai	.118	10	34	2	4	0	0	0	1	4	3	0	19	3	0	.189	.118	.307	0	0	0	0	0	0	0	0	10	0	0
*	Napoleon, Dusty	.231	5	13	2	3	1	0	1	1	7	5	1	4	0	0	.444	.538	.983	0	0	0	0	0	0	0	0	0	4	0
#	Powell, Landon	.167	11	36	6	6	2	0	1	2	11	10	0	8	0	0	.348	.306	.653	0	0	0	2	2	0	0	0	0	5	1
	Recker, Anthony	.219	22	73	6	16	4	0	2	6	26	6	0	18	0	0	.275	.356	.631	1	0	0	1	0	0	0	0	0	19	3
*	Sogard, Eric	.263	45	160	22	42	5	0	0	17	47	24	0	19	4	3	.355	.294	.649	2	1	0	1	0	37	5	0	0	0	5
	Suzuki, Kurt	.375	3	8	4	3	2	0	1	5	8	2	0	1	0	0	.500	1.000	1.500	0	0	0	1	0	0	0	0	0	3	0
	Taylor, Michael	.232	33	125	17	29	8	4	2	22	51	10	1	24	3	2	.290	.408	.698	2	0	1	5	0	0	0	0	30	0	4
	Tolleson, Steven	.311	35	119	21	37	8	0	4	17	57	15	0	16	0	2	.399	.479	.878	1	2	3	1	0	2	11	15	6	0	7
#	Wimberly, Corey	.282	44	177	29	50	2	1	1	12	57	16	1	20	19	6	.371	.322	.693	0	6	9	4	0	1	8	7	30	0	6
	Team Total	.250	46	1561	229	390	73	9	36	219	589	183	7	328	40	16	.335	.377	.712	11	13	22	34							54

PITCHERS		W	L	ERA	G	GS	CG	SHO	SV	SVO	IP	H	R	ER	HR	HB	BB	IBB	SO	BK	WP	GO/AO	DP	WHIP	AVG	AB	TBF	SF	GF	HLD
*	Anderson, Brett	0	0	6.00	1	1	0	0	0	0	3.0	6	2	2	0	1	1	0	1	0	0	1.33	0	2.33	.429	14	16	0	0	0
	Benacka, Michael	1	2	6.59	10	0	0	0	0	1	13.2	8	11	10	2	1	11	0	17	0	2	1.30	1	1.39	.170	47	60	0	2	1
*	Blackley, Travis	1	0	1.29	3	0	0	0	0	0	7.0	6	1	1	0	0	2	0	6	0	0	0.88	0	1.14	.222	27	29	0	0	0
*	Bowers, Cedrick	1	1	2.55	16	0	0	0	0	1	17.2	10	5	5	0	1	8	0	26	0	0	0.80	1	1.02	.161	62	72	0	4	5
	Cahill, Trevor	1	0	1.04	2	2	0	0	0	0	8.2	7	3	1	0	0	5	0	8	0	1	1.00	2	1.38	.226	31	36	0	0	0
	Demel, Sam	1	0	1.31	15	0	0	0	5	6	20.2	18	5	3	1	0	8	0	23	0	1	1.11	1	1.26	.231	78	87	1	8	0
*	DiNardo, Lenny	2	5	3.77	8	8	1	0	0	0	43.0	55	27	18	5	2	12	1	25	0	1	1.48	8	1.56	.314	175	190	0	0	0
	Godfrey, Graham	1	4	4.11	9	8	0	0	0	0	46.0	41	28	21	3	3	28	1	38	0	1	0.48	4	1.50	.244	168	206	4	1	0
	Hernandez, Fernando	0	4	6.91	12	4	0	0	2	3	28.2	40	30	22	4	3	10	0	25	0	4	0.79	1	1.74	.313	128	144	1	4	0
	Hunton, Jon	2	0	3.00	17	0	0	0	0	0	24.0	25	11	8	3	0	10	1	15	0	1	0.83	2	1.46	.266	94	105	1	3	2
*	Kilby, Brad	0	0	5.11	11	0	0	0	0	0	12.1	16	7	7	0	1	4	0	16	0	0	0.43	0	1.62	.314	51	57	0	3	2
	Mazzaro, Vin	3	1	3.13	7	6	0	0	0	0	37.1	35	16	13	2	3	17	0	38	0	2	0.97	1	1.39	.245	143	164	0	0	0
	McBeth, Marcus	0	1	7.71	10	0	0	0	0	2	9.1	12	11	8	1	0	11	0	8	0	2	1.00	2	2.46	.308	39	51	1	3	3
	Middleton, Kyle	1	5	3.80	10	5	0	0	1	1	42.2	42	26	18	4	0	19	1	25	0	3	1.18	5	1.43	.266	158	180	0	2	1
	Mortensen, Clay	5	2	4.88	9	9	0	0	0	0	55.1	65	38	30	5	0	19	1	41	0	7	2.08	7	1.52	.302	215	240	4	0	0
	Ramirez, Edwar	0	0	4.50	5	0	0	0	0	0	6.0	6	3	3	1	0	2	0	4	0	1	0.75	0	1.33	.261	23	26	0	1	0
	Rodriguez, Henry	0	1	0.00	10	0	0	0	3	4	11.1	3	2	0	0	0	3	0	17	0	3	0.70	0	0.53	.081	37	41	1	9	1
	Souza, Justin	0	0	8.00	5	0	0	0	0	0	9.0	8	11	8	2	1	6	1	7	0	0	0.43	0	1.56	.242	33	43	3	1	0
	Storey, Mickey	0	1	7.36	8	0	0	0	1	1	7.1	10	8	6	2	0	3	0	9	0	1	0.86	0	1.77	.313	32	36	1	4	0
	Wuertz, Michael	0	0	0.00	4	3	0	0	0	0	4.2	4	0	0	0	1	3	0	3	0	0	1.20	1	1.50	.235	17	21	0	0	1
	Team Total	19	27	3.93	46	46	1	2	12	19	407.2	417	245	178	35	17	182	6	352	0	30	1.00	36	1.47	.265	1572	1804	17	45	16

KEY: * - lefthanded hitter/pitcher, # - switch hitter

Choose a highlighted category to sort. NOTE: Rate stats do not use qualifiers.

		GI ---GAMES BY POSITION---																												
BATTERS		AVG	G	AB	R	H	2B	3B	HR	RBI	TB	BB	IBB	SO	SB	CS	OBP	SLG	OPS	SF	SAC	HBP	DP	1B	2B	3B	SS	OF	C	E
	Affronti, Michael	.231	4	13	0	3	0	0	0	0	3	0	0	5	0	1	.286	.231	.516	0	0	1	0	0	0	0	4	0	0	0
	Baisley, Jeff	.404	16	57	5	23	6	0	1	10	32	7	1	10	1	0	.470	.561	1.031	1	0	1	2	4	0	10	0	0	0	0
*	Brown, Corey	.313	8	32	5	10	2	0	1	7	15	1	0	10	1	0	.324	.469	.792	1	0	0	0	0	0	0	0	7	0	0
	Carter, Yusuf	.204	33	108	10	22	3	0	1	5	28	9	1	31	4	0	.263	.259	.522	1	0	0	3	4	0	0	0	1	26	4
	Chen, Yung Chi	.168	28	101	11	17	5	2	0	9	26	7	0	14	0	0	.218	.257	.476	2	1	0	3	0	4	1	21	0	0	4
	Gilbert, Archie	.253	41	150	24	38	11	0	7	30	70	17	0	27	12	5	.335	.467	.802	1	0	2	1	0	0	0	0	35	0	1
*	Holt, J.C.	.241	7	29	6	7	0	0	0	3	7	1	0	9	0	0	.258	.241	.499	1	0	0	2	0	6	0	0	0	0	1
*	Horton, Josh	.297	16	64	11	19	2	3	0	4	27	7	0	6	0	2	.366	.422	.788	0	0	0	1	0	0	0	15	0	0	4
	Kleen, Steve	.197	39	132	13	26	6	0	4	20	44	14	1	33	1	1	.289	.333	.623	2	0	4	5	34	0	1	0	1	0	3
*	Mitchell, Jermaine	.227	27	88	12	20	1	3	0	8	27	13	0	30	2	5	.330	.307	.637	1	0	1	1	0	0	0	0	19	0	3
	Ortiz, Gabriel	.265	10	34	4	9	2	0	1	8	14	2	0	9	1	1	.324	.412	.736	0	0	1	1	1	0	0	0	0	10	0
*	Peterson, Shane	.233	42	150	23	35	6	0	2	20	47	17	0	36	4	2	.320	.313	.633	4	0	4	5	3	0	0	0	36	0	1
	Recker, Anthony	.211	11	38	8	8	1	0	1	3	12	7	0	12	1	0	.362	.316	.677	0	0	2	0	1	0	0	0	0	9	0
	Richard, Michael	.185	9	27	1	5	0	0	0	2	5	4	0	6	1	0	.290	.185	.476	0	0	0	0	0	4	0	3	0	0	3
*	Sulentic, Matthew	.222	41	144	20	32	4	1	1	12	41	24	0	41	5	3	.331	.285	.616	3	3	1	5	0	0	0	0	34	0	2
#	Thomas, David	.333	1	3	1	1	1	0	0	2	2	0	0	1	0	0	.333	.667	1.000	0	0	0	0	0	0	0	0	1	0	0
#	Valdez, Alex	.293	43	167	29	49	12	4	6	27	87	14	1	40	4	0	.355	.521	.876	2	0	3	6	0	7	34	1	0	0	6
#	Weeks, Jemile	.304	26	102	18	31	7	3	2	13	50	8	0	19	5	4	.368	.490	.859	1	0	3	0	0	26	0	0	0	0	4
	Team Total	.247	44	1439	201	355	69	16	27	183	537	152	4	339	42	24	.324	.373	.698	20	4	23	35							42
PITCHERS		W	L	ERA	G	GS	CG	SHO	SV	SVO	IP	H	R	ER	HR	HB	BB	IBB	SO	BK	WP	GO/AO	DP	WHIP	AVG	AB	TBF	SF	GF	HLD
	Banwart, Travis	4	2	3.88	9	9	0	0	0	0	53.1	50	26	23	6	2	19	0	41	0	1	1.24	3	1.29	.246	203	225	1	0	0
*	Capra, Anthony	2	6	4.82	8	8	0	0	0	0	37.1	32	22	20	4	3	21	0	29	0	2	1.05	4	1.42	.241	133	161	1	0	0
*	Edell, Ryan	0	0	0.00	2	2	0	0	0	0	8.1	4	0	0	0	0	2	0	3	0	0	0.69	1	0.72	.143	28	30	0	0	0
*	Figueroa, Pedro	1	3	4.96	9	9	0	0	0	0	49.0	52	30	27	2	1	22	1	41	3	3	1.40	1	1.51	.269	193	218	1	0	0
	Friend, Justin	1	0	2.81	13	1	0	0	0	1	25.2	31	11	8	0	1	14	1	21	0	2	1.38	3	1.75	.307	101	116	0	3	2
*	Gordon, Derrick	1	1	4.84	13	0	0	0	0	0	22.1	19	15	12	1	2	13	0	13	0	3	1.45	2	1.43	.229	83	101	2	1	2
*	Hernandez, Carlos	3	1	2.81	9	8	0	0	0	0	41.2	33	14	13	1	0	22	0	32	0	0	1.42	1	1.32	.219	151	174	0	1	0
*	Hornbeck, Ben	2	3	5.87	8	7	0	0	1	1	38.1	43	27	25	3	3	19	0	26	0	7	2.71	9	1.62	.289	149	173	2	1	0
	Lansford, Jared	2	0	1.98	12	0	0	0	2	2	13.2	9	3	3	0	0	7	0	10	0	2	2.11	4	1.17	.209	43	50	0	7	2
	Leon, Arnold	0	0	6.23	3	0	0	0	0	0	4.1	6	3	3	1	0	3	0	1	0	2	1.20	0	2.08	.333	18	22	0	0	0
	Ray, Jason	3	3	2.95	13	0	0	0	0	1	18.1	13	10	6	0	0	12	1	8	0	6	0.81	0	1.36	.200	65	81	4	4	1
	Sattler, Daniel	0	0	3.14	9	0	0	0	0	0	14.1	7	5	5	1	1	6	0	10	0	1	1.36	1	0.91	.143	49	57	0	7	2
	Souza, Justin	1	1	4.40	10	0	0	0	1	1	14.1	15	9	7	1	0	8	1	16	0	1	0.30	0	1.60	.268	56	66	1	5	1
	Storey, Mickey	0	2	2.79	12	0	0	0	2	3	19.1	12	7	6	3	0	4	1	21	0	1	1.12	1	0.83	.174	69	74	1	6	4
	Vaughan, Beau	0	2	2.14	16	0	0	0	6	8	21.0	22	9	5	0	1	4	2	22	0	0	1.00	0	1.24	.256	86	96	3	9	1
	Wagner, Neil	0	0	0.00	4	0	0	0	0	0	6.1	4	1	0	0	0	6	0	8	0	1	1.25	0	1.58	.182	22	28	0	0	1
	Team Total	20	24	3.78	44	44	0	0	12	17	387.2	352	192	163	23	14	182	7	302	3	32	1.28	30	1.38	.243	1449	1672	16	44	16

KEY: * - lefthanded hitter/pitcher, # - switch hitter

Choose a highlighted category to sort. NOTE: Rate stats do not use qualifiers.

		GI ---GAMES BY POSITION---																											
BATTERS	AVG	G	AB	R	H	2B	3B	HR	RBI	TB	BB	IBB	SO	SB	CS	OBP	SLG	OPS	SF	SAC	HBP	DP	1B	2B	3B	SS	OF	C	E
Barfield, Jeremy	.250	46	172	26	43	9	0	5	31	67	23	0	28	0	1	.330	.390	.720	5	1	0	8	0	0	0	0	44	0	3
* Christian, Jason	.162	12	37	5	6	0	0	0	2	6	7	0	10	1	1	.295	.162	.458	0	0	0	1	0	10	0	0	0	0	1
* Crisotomo, Jose	.192	9	26	1	5	0	0	0	2	5	1	0	4	0	1	.222	.192	.415	0	0	0	1	0	0	0	0	8	0	0
# Crisp, Coco	.833	2	6	2	5	0	1	1	3	10	1	0	0	0	0	.857	1.667	2.524	0	0	0	0	0	0	0	0	2	0	0
Ellis, Mark	.200	2	5	0	1	0	0	0	1	1	1	0	0	0	0	.286	.200	.486	1	0	0	0	2	0	0	0	0	0	0
Green, Grant	.267	45	191	25	51	9	1	2	16	68	12	2	46	2	5	.316	.356	.672	1	1	2	3	0	0	0	42	0	0	13
* Horton, Josh	.467	8	30	5	14	5	1	2	6	27	1	0	5	0	1	.484	.900	1.384	0	0	0	0	0	4	0	1	0	0	0
* Johnson, Todd	.292	13	48	11	14	4	0	1	1	21	4	0	9	2	1	.346	.438	.784	0	0	0	3	0	0	0	0	12	0	0
Ka'aihue, Kala	.167	23	66	11	11	4	0	3	12	24	20	1	19	2	0	.371	.364	.734	1	0	2	2	8	0	0	0	6	0	1
# Keough, Shane	.240	44	171	21	41	9	2	0	13	54	15	0	45	6	5	.307	.316	.623	1	1	2	1	0	0	0	0	44	0	4
Ladendorf, Tyler	.269	36	134	12	36	7	1	1	10	48	8	0	28	4	2	.310	.358	.669	2	0	1	4	0	27	0	2	8	0	4
* Mitchell, Jermaine	.288	13	52	10	15	3	1	1	5	23	8	0	10	2	2	.383	.442	.826	0	0	0	0	0	0	0	0	13	0	0
* Napoleon, Dusty	.000	6	13	0	0	0	0	0	1	0	4	0	8	0	0	.278	.000	.278	0	0	1	1	4	0	0	0	0	0	0
Ortiz, Ryan	.250	21	64	11	16	3	0	3	13	28	13	0	21	1	0	.385	.438	.822	0	1	1	0	0	0	0	0	0	20	2
# Paramore, Petey	.229	36	118	11	27	6	0	2	16	39	25	1	28	0	0	.364	.331	.694	0	0	0	2	1	0	0	0	0	26	1
* Parker, Stephen	.307	45	163	26	50	10	1	8	29	86	32	1	31	2	0	.417	.528	.945	3	0	1	2	0	1	41	0	0	0	9
Richard, Michael	.313	11	32	6	10	2	0	0	1	12	1	0	4	0	3	.333	.375	.708	0	1	0	1	0	7	0	2	0	0	3
Spina, Michael	.238	44	168	19	40	6	1	7	27	69	21	0	43	0	0	.325	.411	.735	1	0	1	5	30	2	4	0	0	0	8
# Thomas, David	.182	8	22	4	4	1	0	0	3	5	1	0	3	0	0	.250	.227	.477	0	0	1	0	0	0	0	0	7	0	0
Whitney, Matthew	.279	12	43	6	12	2	1	3	7	25	5	0	7	0	0	.380	.581	.961	0	0	2	2	6	0	2	0	0	0	3
Team Total	.256	46	1564	212	401	80	10	39	199	618	204	5	350	22	22	.344	.395	.740	15	5	14	36							61
PITCHERS	W	L	ERA	G	GS	CG	SHO	SV	SVO	IP	H	R	ER	HR	HB	BB	IBB	SO	BK	WP	GO/AO	DP	WHIP	AVG	AB	TBF	SF	GF	HL
* Barham, Trey	3	0	1.73	19	0	0	0	0	4	26.0	17	6	5	0	1	9	1	24	0	0	1.89	3	1.00	.193	88	101	3	2	4
Carignan, Andrew	2	0	3.72	9	0	0	0	0	1	9.2	5	6	4	1	2	10	0	15	0	1	3.00	0	1.55	.152	33	45	0	3	0
Deal, Scott	0	4	4.05	12	1	0	0	0	0	20.0	24	12	9	1	2	9	2	11	1	3	1.40	3	1.65	.286	84	96	1	3	0
De Los Santos, Fautino	0	0	4.76	5	0	0	0	0	0	5.2	6	3	3	0	0	2	0	6	0	0	0.80	0	1.41	.286	21	23	0	2	1
Haviland, Shawn	3	1	3.47	9	9	0	0	0	0	49.1	52	20	19	4	3	11	0	54	1	3	0.69	1	1.28	.268	194	211	2	0	0
Hodsdon, Scott	0	1	6.10	14	0	0	0	0	1	20.2	32	26	14	2	3	9	0	18	0	3	2.00	3	1.98	.327	98	112	1	3	1
* Hornbeck, Ben	0	1	6.75	1	1	0	0	0	0	4.0	4	3	3	1	0	1	0	6	0	0	6.00	0	1.25	.250	16	17	0	0	0
Hunter, Brett	1	0	6.23	5	0	0	0	0	0	4.1	5	3	3	1	0	4	1	8	0	1	0.25	0	2.08	.278	18	23	1	1	1
McDaniel, Dan	0	0	10.38	4	0	0	0	0	0	4.1	4	5	5	1	0	6	0	6	0	0	6.00	0	2.31	.235	17	23	0	3	0
Murray, Justin	2	3	4.53	9	8	1	0	0	0	45.2	50	23	23	6	0	23	1	36	0	1	1.00	3	1.60	.279	179	204	1	0	0
Pina, Jose	1	1	8.10	14	0	0	0	0	0	20.0	22	19	18	6	2	10	0	16	0	4	0.56	0	1.60	.278	79	94	2	3	4
* Ramirez, Anivioris	0	6	7.94	8	8	0	0	0	0	39.2	54	35	35	6	2	14	1	17	0	1	1.39	4	1.71	.329	164	185	3	0	0
Sattler, Daniel	0	1	2.35	8	0	0	0	2	3	7.2	5	2	2	0	1	3	0	8	0	0	2.50	1	1.04	.192	26	30	0	7	0
* Sewell, Lance	1	0	3.00	15	0	0	0	0	0	15.0	16	6	5	2	2	9	0	13	0	1	0.48	2	1.67	.281	57	70	0	3	2
Smalley, Kenny	2	4	5.51	9	9	0	0	0	0	47.1	43	30	29	8	0	27	0	38	0	4	0.88	2	1.48	.242	178	207	1	0	0
Smith, Murphy	3	4	6.64	9	8	0	0	0	0	42.0	67	36	31	4	3	11	1	29	0	6	1.27	4	1.86	.364	184	204	3	0	0
Smyth, Paul	1	1	1.84	17	0	0	0	8	11	29.1	16	6	6	0	0	7	2	28	0	2	1.76	0	0.78	.158	101	109	0	11	1
Thomas, Daniel	0	0	8.71	9	0	0	0	1	2	10.1	7	11	10	0	2	13	1	13	0	3	0.78	0	1.94	.189	37	52	0	4	2
Wuertz, Michael	0	0	0.00	2	2	0	0	0	0	3.0	3	0	0	0	0	0	0	3	0	0	0.20	0	1.00	.250	12	12	0	0	0
Team Total	19	27	4.95	46	46	1	1	11	22	404.0	432	252	222	43	23	178	10	349	2	33	1.13	26	1.51	.272	1586	1818	18	45	16

KEY: * - lefthanded hitter/pitcher, # - switch hitter

Wisconsin Timber Rattlers (17-28) 3, Kane County Cougars (20-26) 0
 May 25, 2010

	1	2	3	4	5	6	7	8	9	R	H	E
Wisconsin	0	0	0	0	1	2	0	0	0	3	7	1
Kane County	0	0	0	0	0	0	0	0	0	0	5	1

Wisconsin	AB	R	H	RBI	BB	SO	LOB	AVG	Kane County	AB	R	H	RBI	BB	SO	LOB	AVG
Marseco, SS	3	0	0	0	0	0	1	.227	Gilmartin, SS	4	0	2	0	0	2	0	.222
Miller, E, CF	3	1	0	0	0	1	0	.231	House, LF	3	0	0	0	1	0	2	.233
Davis, K, LF	4	0	2	1	0	1	0	.327	Gil, 3B	4	0	0	0	0	0	5	.241
Dennis, 1B	4	0	0	0	0	1	3	.274	Richard, M, CF	4	0	1	0	0	1	1	.244
Fatse, 2B	4	1	2	2	0	1	0	.246	Stassi, C	4	0	0	0	0	1	1	.233
Dykstra, C, 3B	4	0	1	0	0	0	2	.286	Aliotti, A, 1B	4	0	1	0	0	1	1	.256
Dhanani, DH	4	0	0	0	0	0	0	.000	Leyja, 2B	3	0	0	0	1	2	2	.242
Stockfisch, C	3	0	1	0	0	1	0	.161	Hernandez, Fr, RF	3	0	0	0	0	1	1	.204
Romero, F, RF	3	1	1	0	0	2	1	.188	Affinito, DH	3	0	1	0	0	1	0	.141
Odorizzi, P	0	0	0	0	0	0	0	.000	Gilliam, R, P	0	0	0	0	0	0	0	.000
Thielbar, P	0	0	0	0	0	0	0	.000	Peterson, P	0	0	0	0	0	0	0	.000
Totals	32	3	7	3	0	7	7	.258	Totals	32	0	5	0	2	9	13	.235

BATTING

3B: Davis, K (2, Gilliam, R).
HR: Fatse (3, 5th inning off Gilliam, R, 0 on, 0 out).
TB: Davis, K 4; Fatse 5; Dykstra, C; Stockfisch; Romero, F.
RBI: Fatse 2 (27), Davis, K (22).
2-out RBI: Fatse.
Runners left in scoring position, 2 out: Marseco; Dykstra, C; Dennis.
S: Marseco.
Team RISP: 2-for-6.
Team LOB: 4.

BASERUNNING

CS: Dykstra, C (3, 2nd base by Gilliam, R/Stassi).

FIELDING

E: Dykstra, C (3, throw).
DP: (Odorizzi-Marseco-Dennis).

BATTING

2B: Gilmartin (9, Odorizzi).
TB: Gilmartin 3; Richard, M; Aliotti, A; Affinito.
Runners left in scoring position, 2 out: Gil 2.
GIDP: Hernandez, Fr.
Team RISP: 0-for-3.
Team LOB: 7.

FIELDING

E: Hernandez, Fr (6, fielding).

Wisconsin	IP	H	R	ER	BB	SO	HR	ERA	Kane County	IP	H	R	ER	BB	SO	HR	ERA
Odorizzi (W, 2-1)	7.0	5	0	0	2	7	0	3.54	Gilliam, R (L, 3-3)	8.0	7	3	3	0	6	1	3.34
Thielbar (S, 1)	2.0	0	0	0	0	2	0	5.10	Peterson	1.0	0	0	0	0	1	0	4.32
Totals	9.0	5	0	0	2	9	0	4.53	Totals	9.0	7	3	3	0	7	1	4.00

WP: Gilliam, R.
HBP: Miller, E (by Gilliam, R).
Groundouts-flyouts: Odorizzi 9-5, Thielbar 2-2, Gilliam, R 6-11, Peterson 2-0.
Batters faced: Odorizzi 27, Thielbar 7, Gilliam, R 31, Peterson 3.
Umpires: HP: Brett Houseman. 1B: Anthony Jordan. 2B: . 3B: .
Weather: 87 degrees, partly cloudy.
Wind: 14 mph, R to L.
T: 2:04.
Att: 5,529.

Choose a highlighted category to sort. NOTE: Rate stats do not use qualifiers.

		GI ---GAMES BY POSITION---																											
BATTERS	AVG	G	AB	R	H	2B	3B	HR	RBI	TB	BB	IBB	SO	SB	CS	OBP	SLG	OPS	SF	SAC	HBP	DP	1B	2B	3B	SS	OF	C	E
Affinito, Christopher	.141	21	71	7	10	2	0	2	9	18	11	0	34	0	0	.250	.254	.504	2	0	0	1	1	0	0	0	0	2	2
* Aliotti, Anthony	.256	42	133	20	34	7	0	0	17	41	30	0	48	4	1	.395	.308	.703	2	2	2	3	39	0	0	0	0	0	6
* Crumbless, Conner	.256	44	156	29	40	8	1	0	17	50	45	0	32	9	4	.422	.321	.742	2	1	1	2	0	33	0	0	10	0	4
Dixon, Rashun	.259	31	108	15	28	6	2	2	12	44	20	0	29	2	2	.382	.407	.789	1	0	2	0	0	0	0	0	30	0	0
Gil, Leonardo	.241	44	162	24	39	12	1	5	32	68	14	0	38	2	1	.297	.420	.716	5	2	1	5	0	0	36	5	0	0	9
# Gilmartin, Michael	.222	42	144	14	32	9	1	1	16	46	17	0	45	6	2	.313	.319	.633	2	1	3	3	0	0	0	41	0	0	8
Hernandez, Franklin	.204	27	93	9	19	5	0	1	12	27	5	0	25	0	1	.253	.290	.543	0	1	1	3	9	0	0	0	15	0	6
House, Tyreece	.233	36	120	27	28	2	0	0	7	30	28	0	25	7	5	.383	.250	.633	0	1	1	3	0	0	0	0	34	0	2
Levja, Nino	.242	28	99	12	24	2	0	0	9	26	7	0	28	3	2	.292	.263	.555	0	2	0	3	0	14	10	0	0	0	1
Nunez, Juan	.152	13	46	3	7	1	0	0	3	8	2	0	14	0	0	.188	.174	.361	0	0	0	1	0	0	0	0	0	12	3
Richard, Myrio	.244	36	135	13	33	13	1	1	14	51	15	0	16	3	3	.331	.378	.709	1	0	3	2	0	0	0	0	34	0	4
Stassi, Max	.233	39	150	19	35	8	0	6	21	61	14	0	56	2	2	.310	.407	.716	1	0	3	3	0	0	0	0	0	33	6
Walton, Kent	.274	24	95	12	26	12	0	1	18	41	7	0	24	2	2	.327	.432	.759	3	0	2	4	0	0	0	0	19	0	1
Team Total	.235	46	1512	204	355	87	6	19	187	511	215	0	414	40	25	.334	.338	.672	19	10	19	33							64
PITCHERS	W	L	ERA	G	GS	CG	SHO	SV	SVO	IP	H	R	ER	HR	HB	BB	IBB	SO	BK	WP	GO/AO	DP	WHIP	AVG	AB	TBF	SF	GF	HLD
Christensen, Kyle	0	2	7.71	4	2	0	0	0	0	11.2	11	10	10	0	3	4	0	4	0	1	1.31	0	1.29	.250	44	52	1	1	1
Garcia, Hector	0	1	4.34	12	0	0	0	0	1	18.2	17	13	9	1	2	15	0	18	1	6	4.29	2	1.71	.233	73	91	0	5	1
Gilliam, Robert	3	3	3.34	10	10	0	0	0	0	56.2	48	23	21	3	1	20	0	38	2	6	0.69	3	1.20	.236	203	231	4	0	0
Guzman, Jose	2	1	4.50	15	0	0	0	3	5	18.0	18	13	9	1	0	7	0	22	1	2	0.93	0	1.39	.254	71	79	0	13	0
Hoehn, Connor	3	2	3.27	14	0	0	0	0	0	33.0	21	13	12	2	4	14	0	45	0	4	1.04	0	1.06	.176	119	138	0	1	0
* Huttenlocker, Anthony	1	1	3.00	8	0	0	0	0	0	12.0	10	4	4	0	0	6	0	17	0	0	0.50	0	1.33	.227	44	51	1	2	0
Joseph, Jonathan	0	2	5.02	6	2	0	0	0	0	14.1	16	10	8	1	2	10	1	16	0	7	1.15	2	1.81	.281	57	70	1	0	2
* Krol, Ian	2	2	2.00	9	8	0	0	0	0	45.0	32	14	10	0	0	12	1	37	2	0	1.58	2	0.98	.201	159	177	3	1	0
Lansford, Josh	0	1	3.57	16	0	0	0	0	0	17.2	20	8	7	0	0	6	0	18	1	2	0.63	1	1.47	.303	66	74	2	9	2
* Marks, Justin	1	5	6.20	9	9	0	0	0	0	45.0	51	37	31	7	5	22	0	38	0	5	1.22	3	1.62	.282	181	209	0	0	0
Mederos, Chris	2	2	1.88	5	5	0	0	0	0	24.0	19	9	5	0	0	7	0	20	0	2	2.13	0	1.08	.207	92	100	0	0	0
* Peterson, Max	0	1	4.32	7	0	0	0	2	3	8.1	5	4	4	1	0	4	0	13	0	1	1.40	0	1.08	.172	29	34	0	4	0
* Quiqley, Ryan	0	0	6.62	11	0	0	0	0	2	17.2	22	16	13	3	0	10	0	17	1	6	2.18	1	1.81	.310	71	85	3	4	2
* Ramirez, Anvioris	0	1	14.54	1	1	0	0	0	0	4.1	7	8	7	1	0	3	0	2	0	0	2.33	0	2.31	.368	19	22	0	0	0
Schultz, Bo	2	1	2.70	15	0	0	0	0	0	30.0	21	12	9	0	6	13	2	24	2	0	2.71	3	1.13	.196	107	128	1	6	0
Straily, Daniel	4	1	3.92	9	9	0	0	0	0	43.2	40	22	19	4	2	20	1	48	0	4	1.24	2	1.37	.247	162	187	3	0	0
Team Total	20	26	4.01	46	46	0	1	5	11	400.0	358	216	178	24	25	173	5	377	10	46	1.28	19	1.33	.239	1497	1728	19	46	8

KEY: * - lefthanded hitter/pitcher, # - switch hitter

Oakland Athletics
 Organization Leaders
 (As of 05/26/2010 01:59 AM EDT)

BATTING TOP 10 (minimum 2.7 PA/team game)

BATTER	CLUB	AVG	G	AB	R	H	HR	RBI
Tolleson, Steven	SAC	.311	35	119	21	37	4	17
Parker, Stephen	STK	.307	45	163	26	50	8	29
Valdez, Alex	MID	.293	43	167	29	49	6	27
Wimberly, Corey	SAC	.282	44	177	29	50	1	12
Cust, Jack	SAC	.273	33	110	21	30	4	19
Green, Grant	STK	.267	45	191	25	51	2	16
Sogard, Eric	SAC	.263	45	160	22	42	0	17
Dixon, Rashun	KC	.259	31	108	15	28	2	12
Ladendorf, Tyler	STK	.257	40	144	12	37	1	10

2 others tied at .256.

HOME RUNS

Carter, Chris	SAC	10
Parker, Stephen	STK	8
Gilbert, Archie	MID	7
Spina, Michael	STK	7

2 others tied at 6.

RBI

Carter, Chris	SAC	38
Gil, Leonardo	KC	32
Barfield, Jeremy	STK	31
Gilbert, Archie	MID	30
Parker, Stephen	STK	29

STOLEN BASES

Wimberly, Corey	SAC	19
Gilbert, Archie	MID	12
Crumbly, Conner	KC	9
Carson, Matt	SAC	7
House, Tyreace	KC	7

PITCHING TOP 10 (minimum 0.8 IP/team game)

PITCHER	CLUB	W-L	ERA	IP	H	BB	SO
Krol, Ian	KC	2-2	2.00	45.0	32	12	37
Hernandez, Carlos	MID	3-1	2.81	41.2	33	22	32
Mazzaro, Vin	SAC	3-1	3.13	37.1	35	17	38
Gilliam, Robert	KC	3-3	3.34	56.2	48	20	38
Haviland, Shawn	STK	3-1	3.47	49.1	52	11	54
DiNardo, Lenny	SAC	2-5	3.77	43.0	55	12	25
Middleton, Kyle	SAC	1-5	3.80	42.2	42	19	25
Banwart, Travis	MID	4-2	3.88	53.1	50	19	41
Straily, Daniel	KC	4-1	3.92	43.2	40	20	48
Godfrey, Graham	SAC	1-4	4.11	46.0	41	28	38

WINS

Mortensen, Clay	SAC	5
Banwart, Travis	MID	4
Straily, Daniel	KC	4

8 others tied at 3.

SAVES

Smyth, Paul	STK	8
Vaughan, Beau	MID	6
Demel, Sam	SAC	5

3 others tied at 3.

STRIKEOUTS

Haviland, Shawn	STK	54
Straily, Daniel	KC	48
Hoehn, Connor	KC	45

3 others tied at 41.

TEAM STATISTICS

TEAM BATTING	AVG	AB	R	H	HR	BB	SO	SB	CS	TEAM PITCHING	W-L	ERA	H	CG	SHO	SV	HR	BB	SO
Stockton	.256	1564	212	401	39	204	350	22	22	Midland	20-24	3.78	352	0	0	12	23	182	302
Sacramento	.250	1561	229	390	36	183	328	40	16	Sacramento	19-27	3.93	417	1	2	12	35	182	352
Midland	.247	1439	201	355	27	152	339	42	24	Kane County	20-26	4.01	358	0	1	5	24	173	377
Kane County	.235	1512	204	355	19	215	414	40	25	Stockton	19-27	4.95	432	1	1	11	43	178	349