



Minnesota Twins Minor League Report Friday, June 4, 2010







	Team	Level	Record	Yesterday's Scores	Streak/Last 10
	Rochester Red Wings	Triple-A	21-33; 11.5 GB 5 th in International League North	W, 9-0, vs. Norfolk	W2, 4-6
	New Britain Rock Cats	Double-A	14-39; 19.0 GB 6 th in Eastern League North	L, 5-4, vs. Altoona	L6, 2-8
	Fort Myers Miracle	High-A	23-30; 8.0 GB 5 th in Fla. State League South	L, 4-0, vs. Dunedin	L1, 5-5
	Beloit Snappers	Low-A	26-28; 9.0 GB 5 th in Midwest League Western	L, 12-6, at Lake County	L4, 1-9

Table of Contents

-  Yesterday's Box Scores **Pg. 2**
-  Team Statistics **Pg. 6**
-  Season Standings **Pg. 11**
-  Minor League Clips **Pg. 14**

YESTERDAY'S BOX SCORES

International League

Rochester Red Wings (21-33) 9, Norfolk Tides (24-31) 0
June 3, 2010

	1	2	3	4	5	6	7	8	9	R	H	E
Norfolk	0	0	0	0	0	0	0	0	0	0	4	1
Rochester	0	0	0	0	1	6	2	0	x	9	16	2

Norfolk	AB	R	H	RBI	BB	SO	LOB	AVG	Rochester	AB	R	H	RBI	BB	SO	LOB	AVG
Angle, CF	4	0	0	0	0	1	1	.208	Plouffe, SS	5	1	2	0	0	2	2	.281
Andino, SS	4	0	1	0	0	0	0	.230	Dinkelman, RF	5	0	1	2	0	1	1	.273
Salazar, Je, LF	4	0	1	0	0	0	1	.257	Morales, J, DH	4	0	0	0	1	2	4	.258
Hughes, R, RF	4	0	0	0	0	2	3	.276	Martin, D, CF	5	0	1	2	0	1	4	.299
Reimold, N, DH	4	0	1	0	0	0	1	.148	Macri, 3B	4	1	1	0	1	1	2	.258
Snyder, Br, 1B	3	0	0	0	0	1	2	.229	Jones, Jac, LF	4	1	2	0	1	2	3	.314
Davis, Bl, 2B	3	0	1	0	0	0	2	.241	Ramos, W, C	5	3	5	2	0	0	0	.205
Figueroa, P, 3B	3	0	0	0	0	1	1	.286	Peterson, Br, 1B	5	2	2	1	0	1	5	.250
Donachie, C	3	0	0	0	0	1	1	.187	Gardenhire, 2B	4	1	2	1	0	0	1	.250
Erbe, P	0	0	0	0	0	0	0	.000	Manship, P	0	0	0	0	0	0	0	.000
Mickolio, P	0	0	0	0	0	0	0	.000	Totals	41	9	16	8	3	10	22	.263
Mitchell, P	0	0	0	0	0	0	0	.000									
Viola, P	0	0	0	0	0	0	0	.000									
Totals	32	0	4	0	0	6	12	.235									

BATTING

2B: Ramos, W 2 (6, Erbe, Mitchell), Peterson, Br (7, Mitchell).
 TB: Plouffe 2; Dinkelman; Martin, D; Macri; Jones, Jac 2; Ramos, W 7;
 Peterson, Br 3; Gardenhire 2.
 RBI: Ramos, W 2 (12), Gardenhire (2), Dinkelman 2 (19), Martin, D 2 (38),
 Peterson, Br (24).
 Runners left in scoring position, 2 out: Davis, Bl; Reimold, N.
 GIDP: Angle.
 Team RISP: 0-for-3.
 Team LOB: 5.

FIELDING

E: Davis, Bl (3, fielding).
 DP: (Andino-Snyder, Br).

BATTING

2B: Ramos, W 2 (6, Erbe, Mitchell), Peterson, Br (7, Mitchell).
 TB: Plouffe 2; Dinkelman; Martin, D; Macri; Jones, Jac 2; Ramos, W 7;
 Peterson, Br 3; Gardenhire 2.
 RBI: Ramos, W 2 (12), Gardenhire (2), Dinkelman 2 (19), Martin, D 2 (38),
 Peterson, Br (24).
 Runners left in scoring position, 2 out: Jones, Jac 2; Martin, D 2; Peterson,
 Br.
 GIDP: Peterson, Br.
 Team RISP: 8-for-20.
 Team LOB: 11.

BASERUNNING

SB: Macri (2, 2nd base off Erbe/Donachie), Jones, Jac (2, 3rd base off
 Erbe/Donachie).

FIELDING

E: Macri (1, fielding), Gardenhire (4, fielding).
 DP: (Manship-Gardenhire-Peterson, Br).

Norfolk	IP	H	R	ER	BB	SO	HR	ERA	Rochester	IP	H	R	ER	BB	SO	HR	ERA
Erbe (L, 0-9)	5.0	8	5	4	2	7	0	6.14	Manship (W, 3-2)	9.0	4	0	0	0	6	0	3.64
Mickolio	0.1	4	2	2	0	1	0	10.43	Totals	9.0	4	0	0	0	6	0	4.81
Mitchell	1.2	3	2	2	0	2	0	7.85									
Viola	1.0	1	0	0	1	0	0	15.83									
Totals	8.0	16	9	8	3	10	0	4.13									

Erbe pitched to 4 batters in the 6th.

WP: Erbe.

Pitches-strikes: Erbe 99-68, Mickolio 21-15, Mitchell 30-18, Viola 26-13, Manship 92-67.

Groundouts-flyouts: Erbe 5-4, Mickolio 0-0, Mitchell 2-0, Viola 1-2, Manship 15-6.

Batters faced: Erbe 26, Mickolio 5, Mitchell 8, Viola 5, Manship 32.

Inherited runners-scored: Mickolio 2-2, Mitchell 2-0.

Umpires: HP: Chris Conroy. 1B: Johnny Conrad. 2B: . 3B: Matt Arcovic.

Weather: 66 degrees, cloudy.

Wind: 5 mph, Out to CF.

T: 2:49.

Att: 7,714.

YESTERDAY'S BOX SCORES

Eastern League

Altoona Curve (36-18) 5, New Britain Rock Cats (14-39) 4
June 3, 2010

	1	2	3	4	5	6	7	8	9	10	R	H	E
Altoona	1	0	0	1	0	0	0	0	0	3	5	10	3
New Britain	0	1	0	0	0	0	1	0	0	2	4	10	1

Altoona	AB	R	H	RBI	BB	SO	LOB	AVG	New Britain	AB	R	H	RBI	BB	SO	LOB	AVG
d'Arnaud, C, SS	5	2	2	0	0	1	0	.221	Revere, CF	4	0	0	0	1	0	2	.314
Hernandez, G, CF	5	1	2	0	0	1	1	.235	Dolenc, RF	5	1	2	0	0	0	1	.277
Harrison, 3B	5	0	1	3	0	0	0	.307	Tosoni, DH	5	1	1	0	0	0	1	.278
Hague, 1B	5	1	1	0	0	2	1	.310	Lis, 1B	5	1	2	2	0	2	1	.274
Mercer, 2B	3	0	0	0	0	0	1	.239	Solarte, 3B	5	0	1	0	0	0	2	.292
Gimenez, H, C	4	0	2	0	0	1	1	.358	Singleton, 2B	2	1	0	0	2	0	0	.258
Presley, RF-LF	4	1	2	2	0	0	1	.365	Lehmann, C	4	0	1	0	0	1	1	.231
Negrych, DH	3	0	0	0	1	0	2	.276	Portes, LF	2	0	2	0	0	0	0	.188
Ford, LF	4	0	0	0	0	1	4	.189	Ortiz, Y, SS	1	0	0	0	0	0	0	.273
Durham, RF	0	0	0	0	0	0	0	.253	Cates, SS	2	0	0	0	0	0	2	.170
Alderson, P	0	0	0	0	0	0	0	.000	a-Roberts, B, PH-LF	2	0	1	1	0	1	0	.264
Barthmaier, J, P	0	0	0	0	0	0	0	.000	McCardell, P	0	0	0	0	0	0	0	.000
Watson, T, P	0	0	0	0	0	0	0	.000	Williams, Ma, P	0	0	0	0	0	0	0	.000
Moskos, P	0	0	0	0	0	0	0	.000	Totals	37	4	10	3	3	4	10	.243
Totals	38	5	10	5	1	6	11	.266									

a-Singled for Cates in the 7th.

BATTING

2B: d'Arnaud, C (16, McCardell).
HR: Presley (6, 10th inning off Williams, Ma, 0 on, 0 out).
TB: d'Arnaud, C 3; Hernandez, G 2; Harrison; Hague; Gimenez, H 2; Presley 5.
RBI: Harrison 3 (26), Presley 2 (39).
2-out RBI: Harrison 2.
Runners left in scoring position, 2 out: Ford 2; Hague.
GIDP: Gimenez, H.
Team RISP: 2-for-8.
Team LOB: 5.

BASERUNNING

PO: Hernandez, G (1st base by McCardell).

FIELDING

E: d'Arnaud, C (14, fielding), Harrison (10, fielding), Hernandez, G (4, fielding).
PB: Gimenez, H (4).
DP: (Harrison).

BATTING

HR: Lis (5, 2nd inning off Alderson, 0 on, 0 out).
TB: Dolenc 2; Tosoni; Lis 5; Solarte; Lehmann; Portes 2; Roberts, B.
RBI: Lis 2 (16), Roberts, B (6).
2-out RBI: Lis.
Runners left in scoring position, 2 out: Cates; Dolenc; Solarte.
S: Portes.
Team RISP: 2-for-6.
Team LOB: 7.

BASERUNNING

SB: Revere (20, 2nd base off Alderson/Gimenez, H).
CS: Dolenc (5, 2nd base by Alderson/Gimenez, H), Portes (1, 2nd base by Alderson/Gimenez, H), Solarte (1, 2nd base by Alderson/Gimenez, H).

FIELDING

E: McCardell (2, pickoff).
DP: (Singleton-Cates-Lis).
Pickoffs: McCardell (Hernandez, G at 1st base).

Altoona	IP	H	R	ER	BB	SO	HR	ERA	New Britain	IP	H	R	ER	BB	SO	HR	ERA
Alderson	6.0	5	1	1	2	1	1	4.42	McCardell	8.0	6	2	1	1	3	0	4.13
Barthmaier, J (BS, 1)	0.1	2	1	1	1	0	0	27.00	Williams, Ma (L, 1-2)	2.0	4	3	3	0	3	1	5.17
Watson, T (W, 2-0)	2.2	1	0	0	0	2	0	2.06	Totals	10.0	10	5	4	1	6	1	4.55
Moskos (S, 13)	1.0	2	2	0	0	1	0	1.46									
Totals	10.0	10	4	2	3	4	1	3.11									

WP: Williams, Ma.

HBP: Mercer (by McCardell).

Groundouts-flyouts: Alderson 9-4, Barthmaier, J 1-0, Watson, T 1-3, Moskos 0-2, McCardell 11-7, Williams, Ma 0-3.

Batters faced: Alderson 23, Barthmaier, J 4, Watson, T 8, Moskos 6, McCardell 30, Williams, Ma 10.

Inherited runners-scored: Watson, T 2-0.

Umpires: HP: Chad Whitson. 1B: Jon Sapphire. 2B: . 3B: Tim Eastman.

Weather: 90 degrees, clear.

Wind: 3 mph, L to R.

T: 2:55.

Att: 4,747.

YESTERDAY'S BOX SCORES

Florida State League

Dunedin Blue Jays (32-22) 4, Fort Myers Miracle (23-30) 0
June 3, 2010

	1	2	3	4	5	6	7	8	9	R	H	E
Dunedin	0	1	0	0	0	2	0	0	1	4	10	0
Fort Myers	0	0	0	0	0	0	0	0	0	0	3	1

Dunedin	AB	R	H	RBI	BB	SO	LOB	AVG	Fort Myers	AB	R	H	RBI	BB	SO	LOB	AVG
Hechavarria, SS	4	0	0	0	0	2	4	.238	Benson, CF	4	0	0	0	0	1	3	.243
Pastornicky, 2B	5	0	2	0	0	0	1	.259	De Los Santos, E, 2B	4	0	1	0	0	0	0	.291
d'Arnaud, T, C	4	1	2	1	0	0	1	.296	Parmelee, DH	4	0	1	0	0	2	2	.333
McDade, 1B	3	0	0	0	2	2	2	.278	Romero, De, 3B	2	0	0	0	2	1	1	.211
Talley, DH	3	0	1	1	1	0	1	.279	Herrmann, C	4	0	0	0	0	1	6	.232
a-Gomes, PH-DH	1	0	0	0	0	0	2	.281	Bigley, RF	3	0	0	0	1	0	0	.232
Tolisano, 3B	4	2	3	1	0	0	0	.279	Dozier, SS	4	0	1	0	0	0	1	.310
McElroy, CF	4	0	0	0	0	1	5	.194	Hanson, 1B	4	0	0	0	0	1	2	.216
McClanahan, LF	3	0	0	0	0	1	0	.224	Goncalves, LF	2	0	0	0	1	1	1	.254
Ramirez, W, RF	3	1	2	1	1	1	0	.288	Salcedo, P	0	0	0	0	0	0	0	.000
Beck, P	0	0	0	0	0	0	0	.000	Lobanov, A, P	0	0	0	0	0	0	0	.000
Garcia, D, P	0	0	0	0	0	0	0	.000	Davis, T, P	0	0	0	0	0	0	0	.000
Buckwalter, P	0	0	0	0	0	0	0	.000	Totals	31	0	3	0	4	7	16	.239
Farina, P	0	0	0	0	0	0	0	.000									
Daly, P	0	0	0	0	0	0	0	.000									
Totals	34	4	10	4	4	7	16	.258									

a-Flie out for Talley in the 9th.

BATTING

2B: d'Arnaud, T (8, Lobanov, A), Tolisano (6, Lobanov, A).

HR: Tolisano (2, 2nd inning off Salcedo, 0 on, 2 out).

TB: Pastornicky 2; d'Arnaud, T 3; Talley; Tolisano 7; Ramirez, W 2.

RBI: Tolisano (12), Talley (17), Ramirez, W (28), d'Arnaud, T (24).

2-out RBI: Tolisano; Ramirez, W.

Runners left in scoring position, 2 out: McElroy 2; Hechavarria 2; Gomes.

S: Hechavarria.

SF: d'Arnaud, T.

GIDP: d'Arnaud, T.

Team RISP: 4-for-9.

Team LOB: 10.

BATTING

TB: De Los Santos, E; Parmelee; Dozier.

Runners left in scoring position, 2 out: Herrmann 3; Benson.

Team RISP: 0-for-5.

Team LOB: 9.

FIELDING

E: Herrmann (5, catcher interference).

DP: (Dozier-De Los Santos, E-Hanson).

Dunedin	IP	H	R	ER	BB	SO	HR	ERA	Fort Myers	IP	H	R	ER	BB	SO	HR	ERA
Beck (W, 2-1)	5.0	1	0	0	2	2	0	4.63	Salcedo (L, 1-2)	5.0	4	1	1	2	4	1	4.34
Garcia, D (H, 1)	1.0	1	0	0	1	0	0	1.74	Lobanov, A	2.0	5	2	1	0	3	0	2.02
Buckwalter (H, 2)	1.0	1	0	0	0	0	0	5.87	Davis, T	2.0	1	1	1	2	0	0	3.07
Farina (H, 9)	1.0	0	0	0	0	3	0	1.73	Totals	9.0	10	4	3	4	7	1	3.77
Daly	1.0	0	0	0	1	2	0	4.63									
Totals	9.0	3	0	0	4	7	0	3.58									

Beck pitched to 1 batter in the 6th.

WP: Buckwalter, Farina.

HBP: Goncalves (by Buckwalter).

Groundouts-flyouts: Beck 5-8, Garcia, D 1-2, Buckwalter 2-1, Farina 1-0, Daly 0-1, Salcedo 8-1, Lobanov, A 2-1, Davis, T 2-4.

Batters faced: Beck 18, Garcia, D 5, Buckwalter 5, Farina 4, Daly 4, Salcedo 20, Lobanov, A 12, Davis, T 9.

Inherited runners-scored: Garcia, D 1-0.

Umpires: HP: Luke Hamilton. 1B: Allen Alvarez. 2B: . 3B: .

Weather: 85 degrees, partly cloudy.

Wind: 8 mph, Out to CF.

T: 2:55.

Att: 1,484.

YESTERDAY'S BOX SCORES

Midwest League

Lake County Captains (36-18) 12, Beloit Snappers (26-28) 6
June 3, 2010

	1	2	3	4	5	6	7	8	9	R	H	E
Beloit	1	0	2	1	0	1	0	0	1	6	10	1
Lake County	0	3	4	2	0	0	0	3	x	12	16	0

Beloit	AB	R	H	RBI	BB	SO	LOB	AVG	Lake County	AB	R	H	RBI	BB	SO	LOB	AVG
Hicks, CF	4	0	0	0	1	3	2	.241	Cid, CF	4	1	2	0	2	1	0	.205
Beresford, SS	5	0	0	0	0	2	3	.240	Greenwell, LF	5	2	1	1	1	2	3	.316
Morales, A, RF	4	3	2	0	1	1	0	.253	Frawley, SS	4	2	0	0	1	0	3	.254
Liddle, LF	5	0	3	1	0	1	1	.216	Chen, Ch, DH	5	3	5	2	0	0	0	.338
Rams, DH	4	2	2	3	0	0	3	.221	Perez, R, C	4	2	1	0	1	0	5	.234
Gonzales, M, 1B	3	0	1	1	2	2	0	.150	Smit, J, 1B	5	2	4	6	0	0	1	.250
Streich, C	4	0	0	0	1	2	6	.133	Smith, K, 3B	3	0	2	1	2	1	0	.283
Williams, R, 3B	5	1	1	0	0	3	4	.203	Folgia, RF	4	0	0	1	1	1	7	.211
Santana, Da, 2B	3	0	1	1	0	0	0	.138	Martinez, Ar, 2B	5	0	1	0	0	0	5	.188
Munoz, Mi, P	0	0	0	0	0	0	0	.000	Adams, P	0	0	0	0	0	0	0	.000
Cardenas, P	0	0	0	0	0	0	0	.000	Nuno, V, P	0	0	0	0	0	0	0	.000
Garcia, Jh, P	0	0	0	0	0	0	0	.000	Hubbard, P	0	0	0	0	0	0	0	.000
Tone, P	0	0	0	0	0	0	0	.000	Totals	39	12	16	11	8	5	24	.247
Totals	37	6	10	6	5	14	19	.227									

BATTING

2B: Liddle (6, Adams).
3B: Williams, R (1, Adams).
HR: Rams 2 (3, 3rd inning off Adams, 1 on, 2 out; 6th inning off Nuno, V, 0 on, 0 out).
TB: Morales, A 2; Liddle 4; Rams 8; Gonzales, M; Williams, R 3; Santana, Da.
RBI: Liddle (20), Rams 3 (15), Santana, Da (1), Gonzales, M (16).
2-out RBI: Liddle; Rams 2.
Runners left in scoring position, 2 out: Streich 2; Hicks; Beresford 2; Williams, R 2.
Team RISP: 4-for-12.
Team LOB: 11.

BASERUNNING

SB: Morales, A (15, 2nd base off Adams/Perez, R).

FIELDING

E: Liddle (4, throw).
PB: Streich (7).

BATTING

2B: Greenwell (10, Munoz, Mi), Chen, Ch (15, Cardenas), Smit, J (4, Garcia, Jh).
HR: Smit, J (3, 2nd inning off Munoz, Mi, 2 on, 0 out).
TB: Cid 2; Greenwell 2; Chen, Ch 6; Perez, R; Smit, J 8; Smith, K 2; Martinez, Ar.
RBI: Smit, J 6 (17), Greenwell (34), Chen, Ch 2 (25), Smith, K (10), Folgia (17).
2-out RBI: Smith, K.
Runners left in scoring position, 2 out: Folgia 2; Frawley; Martinez, Ar 2; Greenwell.
Team RISP: 9-for-21.
Team LOB: 11.

BASERUNNING

SB: Cid (22, 2nd base off Munoz, Mi/Streich).

Beloit	IP	H	R	ER	BB	SO	HR	ERA	Lake County	IP	H	R	ER	BB	SO	HR	ERA
Munoz, Mi (L, 1-5)	3.0	8	7	7	2	3	1	5.81	Adams	4.0	4	4	4	2	6	1	3.45
Cardenas	2.2	5	2	2	3	1	0	2.95	Nuno, V (W, 1-1)	3.0	2	1	1	1	6	1	6.52
Garcia, Jh	1.1	3	3	3	2	0	0	3.38	Hubbard	2.0	4	1	1	2	2	0	2.86
Tone	1.0	0	0	0	1	1	0	3.77	Totals	9.0	10	6	6	5	14	2	3.53
Totals	8.0	16	12	12	8	5	1	3.74									

Garcia, Jh pitched to 4 batters in the 8th.

WP: Munoz, Mi, Cardenas, Tone.

HBP: Rams (by Adams), Santana, Da (by Nuno, V).

Groundouts-flyouts: Munoz, Mi 2-2, Cardenas 2-5, Garcia, Jh 0-2, Tone 2-0, Adams 3-3, Nuno, V 1-2, Hubbard 2-2.

Batters faced: Munoz, Mi 18, Cardenas 16, Garcia, Jh 9, Tone 4, Adams 19, Nuno, V 13, Hubbard 12.

Inherited runners-scored: Garcia, Jh 2-0, Tone 3-2.

Umpires: HP: Guss Curtis. 1B: Jeff Woods. 2B: . 3B: .

Weather: 69 degrees, cloudy.

Wind: 5 mph, Varies.

T: 3:10.

Att: 4,135.

TEAM STATISTICS

International League

Rochester Red Wings Individual Statistics As of: 06/03/2010 02:14 PM

W-L Record: 21-33

Choose a highlighted category to sort. NOTE: Rate stats do not use qualifiers.

GI ---GAMES BY POSITION---

BATTERS	AVG	G	AB	R	H	2B	3B	HR	RBI	TB	BB	IBB	SO	SB	CS	OBP	SLG	OPS	SF	SAC	HBP	DP	1B	2B	3B	SS	OF	C	E	
de San Miguel, Allan	.106	16	47	4	5	0	0	1	3	8	5	0	21	0	0	.192	.170	.363	0	2	0	0	0	0	0	0	0	16	2	
* Dinkelman, Brian	.273	50	194	17	53	14	1	2	19	75	21	2	36	1	3	.350	.387	.737	0	2	2	2	0	7	0	0	41	0	3	
Fernandez, Jair	.000	4	8	0	0	0	0	0	0	0	1	0	4	0	0	.111	.000	.111	0	0	0	0	0	0	0	0	0	3	0	
# Gardenhire, Toby	.250	7	24	3	6	1	0	0	2	7	1	0	0	0	0	.280	.292	.572	0	0	0	0	0	7	0	0	0	0	4	
Hughes, Luke	.246	19	69	12	17	8	0	1	7	28	5	0	17	2	0	.307	.406	.712	0	1	1	2	0	15	2	0	0	0	1	
* Jones, Jacques	.314	32	105	13	33	7	0	1	10	43	7	0	25	2	0	.365	.410	.775	1	0	2	3	0	0	0	0	21	0	2	
* Lis, Erik	.188	26	85	8	16	3	0	2	10	25	7	0	23	0	0	.266	.294	.560	0	0	2	4	6	0	0	0	0	0	0	
Macri, Matt	.258	24	89	14	23	8	0	2	10	37	11	0	20	2	2	.347	.416	.762	0	1	1	1	3	12	2	0	6	0	1	
* Martin, Dustin	.299	50	184	26	55	8	2	5	38	82	18	0	39	5	4	.361	.446	.807	0	1	0	3	0	0	0	0	49	0	5	
# Morales, Jose	.258	18	66	6	17	4	0	0	5	21	10	0	16	0	0	.355	.318	.673	0	0	0	2	0	0	0	0	0	0	9	2
Peterson, Brock	.250	47	160	22	40	7	2	7	24	72	19	0	45	0	0	.335	.450	.785	1	1	2	6	46	0	0	0	0	0	4	
Plouffe, Trevor	.281	46	185	29	52	11	3	5	24	84	14	0	31	2	1	.343	.454	.797	1	3	4	5	0	0	2	44	0	0	9	
Ramos, Wilson	.205	32	132	10	27	6	0	4	12	45	5	0	26	0	1	.234	.341	.574	0	1	0	5	0	0	0	0	0	27	2	
Repko, Jason	.301	43	163	25	49	6	1	4	19	69	19	1	37	9	3	.378	.423	.802	1	2	2	4	0	0	0	0	43	0	0	
# Tolbert, Matt	.256	39	160	16	41	9	3	1	10	59	12	1	30	5	0	.306	.369	.675	1	1	0	2	0	18	3	11	8	0	7	
Valencia, Danny	.292	48	185	22	54	15	0	0	24	69	13	0	34	2	0	.343	.373	.716	1	0	2	6	0	0	45	0	0	0	4	
Team Total	.263	54	1856	227	488	107	12	35	217	724	168	4	404	30	14	.329	.390	.719	6	15	18	45							49	

PITCHERS	W	L	ERA	G	GS	CG	SHO	SV	SVO	IP	H	R	ER	HR	HB	BB	IBB	SO	BK	WP	GO/AO	DP	WHIP	AVG	AB	TBF	SF	GF	HLD
Delaney, Rob	5	3	4.60	25	0	0	0	0	3	29.1	27	15	15	4	1	9	1	33	0	3	0.67	2	1.23	.250	108	123	2	12	3
DeVries, Cole	0	0	5.06	5	0	0	0	0	0	10.2	10	7	6	1	0	8	0	10	1	1	1.44	1	1.69	.250	40	49	0	2	0
Fox, Matt	4	2	2.35	17	6	0	0	0	1	46.0	34	17	12	5	1	13	0	33	0	1	0.84	3	1.02	.204	167	182	1	4	1
Guerra, Deolis	0	3	6.26	4	4	0	0	0	0	23.0	29	17	16	5	1	6	1	16	1	2	1.50	2	1.52	.315	92	101	1	0	0
Hennessey, Brad	0	0	9.00	1	0	0	0	0	0	1.0	2	1	1	0	0	1	1	0	0	0	2.00	0	3.00	.400	5	6	0	0	0
Herrera, Yoslan	0	3	6.08	6	6	0	0	0	0	26.2	33	19	18	3	2	15	0	14	1	2	1.24	6	1.80	.306	108	125	0	0	0
Lahey, Tim	5	1	5.94	20	0	0	0	0	0	36.1	39	27	24	3	1	20	0	19	0	0	1.24	5	1.62	.285	137	161	2	3	0
* Lugo, Jose	0	3	6.55	22	0	0	0	0	1	34.1	41	25	25	3	0	16	2	32	0	2	1.20	1	1.66	.295	139	156	1	5	5
Manship, Jeff	3	2	3.64	10	10	1	1	0	0	54.1	63	24	22	4	1	13	1	45	1	1	1.38	6	1.40	.293	215	233	4	0	0
* Maroth, Mike	0	2	1.64	3	3	0	0	0	0	11.0	12	8	2	2	0	3	0	11	0	1	1.10	0	1.36	.261	46	50	1	0	0
* Mijares, Jose	0	0	27.00	2	0	0	0	0	0	1.2	6	5	5	1	0	1	0	2	0	0	0.00	0	4.20	.545	11	12	0	0	0
* Mullins, Ryan	3	3	5.05	10	7	0	0	0	0	46.1	53	28	26	6	1	14	2	33	0	3	1.47	7	1.45	.288	184	202	1	0	0
* Perkins, Glen	0	6	7.58	10	10	0	0	0	0	46.1	63	47	39	7	3	16	1	43	1	1	1.09	4	1.71	.325	194	219	3	0	0
* Robertson, Tyler	0	1	5.40	1	1	0	0	0	0	5.0	6	3	3	0	1	2	0	6	0	0	3.00	0	1.60	.273	22	25	0	0	0
Slama, Anthony	0	1	2.03	26	0	0	0	11	13	31.0	15	7	7	2	1	15	1	36	0	1	0.90	1	0.97	.142	106	122	0	20	0
Swarzak, Anthony	0	1	4.05	4	4	0	0	0	0	20.0	15	9	9	1	2	4	0	15	0	1	1.44	0	0.95	.205	73	80	1	0	0
Waldrop, Kyle	1	0	1.40	23	0	0	0	2	2	38.2	30	11	6	2	2	8	1	25	1	1	2.56	7	0.98	.216	139	150	1	7	7
Zink, Charlie	0	2	12.75	3	3	0	0	0	0	12.0	15	18	17	2	1	19	0	3	0	0	0.50	0	2.83	.306	49	69	0	0	0
Team Total	21	33	4.81	54	54	1	2	13	20	473.2	493	288	253	51	18	183	11	376	6	20	1.21	45	1.43	.269	1835	2065	18	53	16

KEY: * - lefthanded hitter/pitcher, # - switch hitter

TEAM STATISTICS

Eastern League

New Britain Rock Cats Individual Statistics As of: 06/04/2010 10:16 AM

W-L Record: 14-39

Choose a highlighted category to sort. NOTE: Rate stats do not use qualifiers.

GI ---GAMES BY POSITION---

BATTERS		AVG	G	AB	R	H	2B	3B	HR	RBI	TB	BB	IBB	SO	SB	CS	OBP	SLG	OPS	SF	SAC	HBP	DP	1B	2B	3B	SS	OF	C	E
Benson, Joe		.219	33	105	20	23	4	1	5	9	44	18	0	35	4	2	.346	.419	.766	1	0	3	3	0	0	0	0	32	0	2
Cates, Chris		.170	16	53	6	9	1	0	0	5	10	1	0	1	0	0	.185	.189	.374	0	0	0	2	0	0	0	16	0	0	0
# De Los Santos, Estarlin		.170	29	106	5	18	4	0	0	7	22	10	0	28	0	5	.248	.208	.455	0	2	1	2	0	2	0	27	0	0	10
de San Miguel, Allan		.270	13	37	6	10	3	0	0	7	13	8	0	15	0	0	.413	.351	.764	0	1	1	1	0	0	0	0	0	13	0
Dolenc, Mark		.277	39	119	14	33	2	2	1	12	42	12	0	39	6	5	.338	.353	.691	2	1	0	1	0	0	0	0	35	0	1
Fernandez, Jair		.211	6	19	3	4	1	1	0	1	7	0	0	8	0	0	.211	.368	.579	0	2	0	0	0	0	0	0	0	6	1
# Gardenhire, Toby		.225	15	40	2	9	1	0	0	3	10	3	0	6	0	1	.295	.250	.545	0	1	1	1	3	5	6	0	0	1	4
Lehmann, Danny		.231	17	52	3	12	0	1	0	3	14	2	0	10	0	0	.268	.269	.537	1	2	1	2	0	0	0	0	0	17	2
* Lis, Erik		.274	18	73	9	20	2	0	5	16	37	7	0	18	0	0	.333	.507	.840	1	0	0	0	18	0	0	0	0	0	3
# Ortiz, Yancarlos		.273	25	55	4	15	1	0	0	4	16	7	0	12	0	0	.355	.291	.646	0	1	0	3	0	3	6	14	0	0	3
* Parmelee, Chris		.186	28	102	12	19	6	0	3	13	34	6	0	29	1	2	.241	.333	.574	2	0	2	2	18	0	0	0	7	0	3
Portes, Juan		.188	48	165	15	31	5	1	3	14	47	21	1	39	0	1	.286	.285	.571	1	1	2	8	0	0	23	0	21	0	5
Rams, Daniel		.071	4	14	0	1	1	0	0	1	2	0	0	9	0	0	.071	.143	.214	0	0	0	0	0	0	0	0	0	4	0
* Revere, Ben		.314	50	194	23	61	8	1	1	16	74	22	0	19	20	5	.392	.381	.773	2	2	4	1	0	0	0	0	48	0	1
* Robbins, Whitney		.146	16	48	3	7	1	0	0	4	8	5	1	5	0	1	.268	.167	.435	0	0	3	1	14	0	0	0	0	0	0
* Roberts, Brandon		.264	16	53	6	14	1	1	0	6	17	6	0	9	2	0	.365	.321	.686	1	2	3	2	0	0	0	0	15	0	0
# Singleton, Steve		.258	50	186	21	48	14	1	4	14	76	13	0	21	1	3	.310	.409	.719	2	1	2	2	0	44	1	2	0	0	7
# Solarte, Yangervis		.292	22	89	12	26	6	0	3	13	41	3	0	12	1	1	.312	.461	.773	1	1	0	6	0	2	21	0	2	0	1
Soto, Alexander		.250	16	56	5	14	4	0	0	4	18	3	0	11	0	1	.288	.321	.610	0	0	0	0	0	0	0	0	0	15	0
* Tosoni, Rene		.278	49	176	21	49	8	3	3	22	72	23	0	47	3	1	.371	.409	.780	2	1	4	1	1	0	0	0	7	0	0
Team Total		.243	53	1742	190	423	73	12	28	174	604	170	2	373	38	28	.317	.347	.664	16	18	27	38							51
PITCHERS		W	L	ERA	G	GS	CG	SHO	SV	SVO	IP	H	R	ER	HR	HB	BB	IBB	SO	BK	WP	GO/AO	DP	WHIP	AVG	AB	TBF	SF	GF	HLD
Allen, Michael		1	1	3.75	8	0	0	0	0	1	12.0	19	12	5	0	0	6	0	10	0	2	1.36	2	2.08	.339	56	62	0	3	0
Arias, Henry		0	1	11.42	6	0	0	0	0	0	8.2	18	11	11	1	1	6	0	4	0	0	1.63	3	2.77	.462	39	48	1	1	0
Arias, Santos		0	6	4.28	20	2	0	0	0	3	33.2	34	20	16	4	0	19	2	24	0	2	1.00	4	1.57	.264	129	150	1	10	1
Bromberg, David		2	4	3.72	10	10	0	0	0	0	55.2	64	25	23	1	2	28	0	39	0	0	0.60	5	1.65	.298	215	249	3	0	0
DeVries, Cole		1	3	6.04	12	1	0	0	1	2	25.1	29	20	17	4	2	9	0	24	0	1	1.33	2	1.50	.282	103	115	0	6	0
Gibson, Kyle		3	0	1.37	4	4	1	0	0	0	26.1	20	5	4	0	0	5	0	23	0	1	3.23	3	0.95	.208	96	102	0	0	0
Guerra, Deolis		1	1	3.07	5	5	0	0	0	0	29.1	28	12	10	2	0	4	0	21	0	0	1.13	2	1.09	.252	111	117	2	0	0
Gutierrez, Carlos		2	4	4.38	11	11	0	0	0	0	61.2	66	34	30	5	3	20	0	43	0	2	2.34	11	1.39	.280	236	265	4	0	0
Hirschfeld, Steve		0	0	4.91	3	0	0	0	0	0	3.2	3	3	2	0	1	2	0	2	0	0	0.50	0	1.36	.214	14	17	0	2	0
McCardell, Mike		0	5	4.13	11	11	1	0	0	0	65.1	73	34	30	7	3	21	0	31	0	5	0.66	5	1.44	.287	254	284	3	0	0
Province, Chris		1	1	6.21	23	0	0	0	4	7	33.1	38	23	23	2	2	20	1	22	0	4	2.95	3	1.74	.284	134	157	1	13	1
* Robertson, Tyler		0	5	4.89	9	9	0	0	0	0	42.1	57	28	23	3	4	19	1	28	0	2	1.94	7	1.80	.333	171	196	2	0	0
* Steedley, Spencer		1	2	2.55	9	0	0	0	0	0	17.2	12	5	5	0	1	7	0	18	0	1	1.13	0	1.08	.190	63	73	2	1	0
* Testa, Joe		1	4	8.25	21	0	0	0	0	1	24.0	28	25	22	3	2	16	0	21	0	1	0.92	1	1.83	.301	93	114	3	4	6
Van Mil, Loek		0	0	4.50	2	0	0	0	0	0	2.0	4	1	1	0	0	1	0	2	0	0	3.00	0	2.50	.400	10	11	0	1	0
Williams, Matthew		1	2	5.17	11	0	0	0	1	3	15.2	11	10	9	3	1	6	2	15	0	5	0.78	2	1.09	.193	57	65	0	10	0
Team Total		14	39	4.55	53	53	2	1	6	17	456.2	504	268	231	35	22	189	6	327	0	26	1.23	50	1.52	.283	1781	2025	22	51	8

KEY: * - lefthanded hitter/pitcher, # - switch hitter

TEAM STATISTICS

Florida State League

Fort Myers Miracle

Individual Statistics As of: 06/03/2010 10:31 PM

W-L Record: 23-30

Choose a highlighted category to sort. NOTE: Rate stats do not use qualifiers.

GI ---GAMES BY POSITION---

BATTERS	AVG	G	AB	R	H	2B	3B	HR	RBI	TB	BB	IBB	SO	SB	CS	OBP	SLG	OPS	SF	SAC	HBP	DP	1B	2B	3B	SS	OF	C	E
Benson, Joe	.243	17	70	10	17	6	0	4	13	35	8	0	19	4	0	.338	.500	.838	0	0	2	1	0	0	0	17	0	1	
Bigley, Evan	.232	48	185	17	43	13	1	0	15	58	8	0	47	2	0	.265	.314	.579	2	0	1	8	0	0	0	46	0	0	
Cates, Chris	.202	33	104	12	21	1	0	0	7	22	9	0	7	3	0	.261	.212	.472	2	2	0	1	0	4	1	26	3	0	10
# De Los Santos, Estarlin	.291	15	55	8	16	1	0	0	1	17	9	0	13	5	0	.400	.309	.709	0	0	1	1	0	5	0	10	0	4	
Dozier, Brian	.310	12	42	6	13	2	0	0	5	15	9	0	5	1	2	.431	.357	.789	0	0	0	1	0	5	0	7	0	3	
Fernandez, Jair	.203	21	64	8	13	3	0	0	9	16	14	0	18	0	0	.363	.250	.613	0	0	2	1	0	0	0	0	0	21	4
Goncalves, Jonathan	.254	17	59	6	15	3	0	1	7	21	6	0	17	2	1	.324	.356	.679	2	0	1	0	0	0	0	0	17	0	2
Hanson, Nathan	.216	35	125	14	27	4	0	2	8	37	12	1	26	1	1	.285	.296	.581	0	0	0	1	29	0	7	0	0	0	1
* Harrington, Michael	.145	24	83	3	12	2	0	0	5	14	6	0	23	0	0	.211	.169	.380	0	0	1	4	9	0	0	0	15	0	2
* Herrmann, Chris	.232	40	151	13	35	10	0	1	12	48	10	0	32	2	1	.291	.318	.609	1	0	3	1	0	0	0	0	23	16	5
Kelly, Paul	.286	12	42	4	12	1	0	0	4	13	4	0	11	0	0	.348	.310	.657	0	0	0	1	0	0	0	11	0	0	2
* Parmelee, Chris	.333	17	63	6	21	0	1	2	12	29	10	0	11	0	0	.425	.460	.885	0	0	0	1	8	0	0	0	2	0	1
* Roberts, Brandon	.333	14	54	8	18	2	0	1	8	23	2	0	6	6	0	.368	.426	.794	0	0	1	1	0	0	0	0	14	0	0
Rohlfing, Daniel	.244	24	78	6	19	8	0	1	8	30	9	0	22	0	1	.330	.385	.714	0	1	1	0	0	0	0	2	18	5	
Romero, Deibinson	.211	45	171	18	36	5	2	2	17	51	14	1	35	0	0	.275	.298	.573	2	0	2	6	9	0	18	0	0	0	4
# Romero, Nicholas	.201	38	139	15	28	6	1	1	14	39	11	0	35	3	0	.263	.281	.544	1	1	1	4	1	7	21	0	3	0	4
Santana, Ramon	.216	28	102	9	22	8	1	1	8	35	4	0	32	0	1	.266	.343	.609	0	1	3	1	0	2	0	0	18	0	0
# Solarte, Yangervis	.330	24	91	11	30	6	0	2	9	42	11	0	5	3	0	.408	.462	.869	0	1	1	4	0	7	9	3	4	0	5
* Thompson, Drew	.262	28	107	14	28	8	0	1	8	39	10	0	22	1	1	.322	.364	.687	1	0	0	4	0	27	0	0	0	0	9
Team Total	.239	53	1785	188	426	89	6	19	170	584	166	2	386	33	8	.309	.327	.636	11	6	20	41							65
PITCHERS	W	L	ERA	G	GS	CG	SHO	SV	SVO	IP	H	R	ER	HR	HB	BB	IBB	SO	BK	WP	GO/AO	DP	WHIP	AVG	AB	TBF	SF	GF	HLD
Allen, Michael	0	1	6.43	9	0	0	0	1	3	14.0	16	10	10	3	2	7	0	16	0	0	1.67	1	1.64	.296	54	64	1	4	2
Arias, Henry	0	0	21.00	2	0	0	0	0	0	3.0	7	10	7	1	1	3	0	4	0	2	4.00	1	3.33	.412	17	21	0	1	0
Blevins, Steven	1	1	6.75	8	0	0	0	1	1	13.1	18	10	10	0	0	5	0	10	0	0	1.31	1	1.73	.321	56	62	1	5	1
Bullock, Billy	0	3	2.63	20	0	0	0	9	10	27.1	29	8	8	1	3	14	1	36	0	2	1.79	4	1.57	.290	100	118	0	19	0
* Davis, Tony	0	0	3.07	15	0	0	0	1	1	29.1	29	13	10	1	2	18	0	19	0	0	1.39	2	1.60	.259	112	136	2	3	4
Gibson, Kyle	4	1	1.87	7	7	1	1	0	0	43.1	33	11	9	2	2	12	0	40	0	2	3.67	5	1.04	.213	155	169	0	0	0
* Gonzalez, Jose	0	0	0.00	3	0	0	0	1	1	5.1	4	2	0	0	0	0	0	5	0	1	0.57	0	0.75	.190	21	21	0	3	0
Hendriks, Liam	3	1	2.30	5	5	0	0	0	0	31.1	26	10	8	1	0	4	0	28	0	1	1.00	1	0.96	.222	117	122	1	0	0
Hunt, Shooter	1	1	4.22	16	1	0	0	2	3	32.0	21	19	15	1	4	23	0	39	0	8	1.94	3	1.38	.189	111	141	1	8	1
Lanigan, Bobby	2	1	2.67	6	6	0	0	0	0	30.1	26	13	9	2	1	4	0	28	0	2	1.38	4	0.99	.222	117	122	0	0	0
* Lobanov, Andrei	1	0	2.03	9	0	0	0	0	0	13.1	15	4	3	1	0	3	0	13	0	0	0.73	0	1.35	.278	54	58	0	3	1
* Mahay, Ron	0	1	1.93	4	0	0	0	0	1	4.2	5	1	1	0	0	1	0	4	0	0	9.00	1	1.29	.278	18	19	0	1	1
* Martin, Blake	1	2	5.40	14	3	0	0	0	0	33.1	47	24	20	3	0	13	0	25	0	5	1.06	4	1.80	.343	137	154	1	4	0
Neshek, Pat	0	0	0.00	1	0	0	0	0	0	1.0	0	0	0	0	0	0	0	2	0	0	0.00	0	0.00	.000	3	3	0	0	1
* Osterbrock, Daniel	2	4	3.75	6	6	0	0	0	0	36.0	38	23	15	3	2	10	0	25	0	0	0.88	2	1.33	.275	138	153	3	0	0
Pugh, Bruce	2	4	3.40	7	7	0	0	0	0	39.2	33	15	15	2	3	14	0	47	0	2	0.63	2	1.18	.228	145	164	1	0	0
Salcedo, Adrian	1	2	4.34	4	4	0	0	0	0	18.2	25	10	9	3	2	6	0	13	0	1	1.44	2	1.66	.333	75	85	2	0	0
* Tarsi, Michael	3	5	4.85	10	10	0	0	0	0	52.0	56	38	28	4	2	26	0	32	0	4	2.43	11	1.58	.272	206	234	0	0	0
Tippett, Brad	0	2	5.66	7	4	0	0	0	0	20.2	23	15	13	2	1	9	0	19	0	4	0.83	0	1.55	.267	86	97	1	0	1
Van Mil, Loek	0	1	4.50	3	0	0	0	0	0	4.0	4	2	2	0	2	0	0	6	0	0	5.00	2	1.00	.267	15	17	0	1	1
Williams, Matthew	2	0	2.30	7	0	0	0	0	1	15.2	16	4	4	2	0	3	0	19	0	0	0.93	2	1.21	.271	59	63	0	0	2
Team Total	23	30	3.77	53	53	1	5	15	21	468.1	471	242	196	32	27	175	1	430	0	34	1.38	48	1.38	.262	1796	2023	14	52	15

KEY: * - lefthanded hitter/pitcher, # - switch hitter

TEAM STATISTICS

Midwest League

Beloit Snappers Individual Statistics As of: 06/04/2010 11:29 AM

W-L Record: 26-28

Choose a highlighted category to sort. NOTE: Rate stats do not use qualifiers.

GI ---GAMES BY POSITION---

BATTERS	AVG	G	AB	R	H	2B	3B	HR	RBI	TB	BB	IBB	SO	SB	CS	OBP	SLG	OPS	SF	SAC	HBP	DP	1B	2B	3B	SS	OF	C	E
* Beresford, James	.240	50	183	15	44	5	1	0	14	51	12	0	26	5	5	.302	.279	.580	0	2	4	1	0	27	3	19	0	0	7
Dozier, Brian	.278	39	151	24	42	7	1	0	17	51	16	0	16	6	1	.347	.338	.685	0	3	0	3	0	3	3	32	0	0	7
* Gonzales, Michael	.150	36	113	12	17	2	0	6	16	37	18	0	49	0	0	.284	.327	.611	0	0	3	1	33	0	0	0	0	0	5
# Hicks, Aaron	.241	51	191	31	46	10	0	5	14	71	34	1	59	6	7	.354	.372	.726	1	2	0	0	0	0	0	0	49	0	1
Hidalgo, Anderson	.306	41	144	10	44	15	0	1	11	62	5	0	25	3	3	.333	.431	.764	2	2	2	3	1	0	39	0	0	0	8
* Liddle, Steven	.216	49	176	19	38	6	0	5	20	59	22	0	38	6	2	.300	.335	.635	2	1	0	4	13	0	0	0	34	0	4
* Lin, Wang-Wei	.176	37	102	19	18	0	0	1	6	21	19	1	23	5	3	.317	.206	.523	0	4	2	0	0	0	0	0	32	0	2
* McCallum, Derek	.241	8	29	3	7	3	0	0	3	10	4	0	9	3	0	.343	.345	.688	1	0	1	1	0	5	0	0	0	0	1
Morales, Angel	.253	50	174	26	44	8	4	3	23	69	15	0	55	15	5	.338	.397	.735	1	3	8	1	0	0	0	0	48	0	2
Pinto, Josmil	.222	36	126	18	28	9	0	2	16	43	5	0	14	2	2	.259	.341	.601	2	1	2	0	0	0	1	0	0	19	4
Rams, Daniel	.221	37	136	11	30	13	1	3	15	54	6	0	49	0	0	.259	.397	.656	0	1	1	4	12	0	0	0	0	17	2
# Santana, Daniel	.138	8	29	1	4	0	0	0	1	4	0	0	9	1	0	.167	.138	.305	0	0	1	0	0	5	0	3	0	0	5
Streich, Tobias	.133	24	75	7	10	4	1	0	4	16	13	0	22	1	0	.267	.213	.480	1	0	1	2	0	0	0	0	0	21	5
* Williams, Reggie	.203	38	118	9	24	4	1	2	16	36	6	1	26	3	3	.246	.305	.551	1	5	1	2	0	15	12	1	5	0	7
Team Total	.227	54	1747	205	396	86	9	28	176	584	175	3	420	56	31	.305	.334	.639	11	24	26	22							69
PITCHERS	W	L	ERA	G	GS	CG	SHO	SV	SVO	IP	H	R	ER	HR	HB	BB	IBB	SO	BK	WP	GO/AO	DP	WHIP	AVG	AB	TBF	SF	GF	HLD
Blevins, Steven	2	0	3.86	12	0	0	0	6	7	11.2	13	6	5	2	2	8	2	9	0	3	1.27	0	1.80	.283	46	58	0	8	0
Cardenas, Eliecer	2	0	2.95	9	0	0	0	0	0	18.1	20	7	6	0	0	11	1	19	0	3	0.74	1	1.69	.286	70	82	0	5	1
Garcia, Jhon	0	1	3.38	10	0	0	0	0	0	18.2	17	8	7	0	0	7	0	7	0	0	0.92	1	1.29	.243	70	78	0	3	1
Hendriks, Liam	2	1	1.32	6	6	0	0	0	0	34.0	16	6	5	0	1	4	0	39	0	2	1.30	0	0.59	.138	116	123	1	0	0
Hermesen, B.J.	1	1	4.76	4	4	0	0	0	0	22.2	25	13	12	1	1	7	0	11	0	1	1.35	3	1.41	.281	89	98	0	0	0
Holbrooks, Kane	2	2	1.19	22	0	0	0	6	10	30.1	24	7	4	2	0	7	1	43	0	2	1.88	2	1.02	.212	113	122	1	12	0
* Ibarra, Edgar	3	5	4.54	15	5	0	0	1	1	37.2	29	20	19	1	5	23	0	37	0	2	1.06	1	1.38	.218	133	164	2	3	1
Kennelly, Peter	0	2	6.43	16	2	0	0	0	1	28.0	28	26	20	2	0	19	0	26	1	6	1.12	3	1.68	.267	105	130	5	1	5
Munoz, Miquel	1	5	5.81	11	11	1	1	0	0	52.2	62	36	34	4	2	27	0	46	0	6	1.91	9	1.69	.305	203	234	0	0	0
* Osterbrock, Daniel	2	1	2.30	5	5	1	1	0	0	27.1	21	8	7	1	0	5	0	27	0	2	0.86	2	0.95	.208	101	106	0	0	0
Stillings, Brad	3	3	5.10	10	10	0	0	0	0	47.2	65	37	27	3	2	18	0	34	0	2	1.04	4	1.74	.328	198	225	4	0	0
Streich, Tobias	0	0	27.00	1	0	0	0	0	0	1.0	2	3	3	1	0	1	0	1	0	0	0.00	0	3.00	.400	5	6	0	1	0
Stuifbergen, Tom	4	0	1.47	8	6	0	0	0	0	36.2	32	6	6	1	0	9	0	36	0	2	1.29	3	1.12	.235	136	146	0	1	0
* Tone, Matthew	2	2	3.77	23	0	0	0	1	2	28.2	25	15	12	1	2	17	2	34	1	3	0.60	1	1.47	.238	105	125	1	11	4
Tonkin, Michael	0	3	2.67	5	5	0	0	0	0	27.0	26	14	8	0	6	5	0	15	0	3	1.38	4	1.15	.245	106	117	0	0	0
Tootle, Ben	0	1	7.64	13	0	0	0	0	1	17.2	22	17	15	1	2	12	0	14	0	6	0.77	0	1.92	.286	77	91	0	4	2
Watts, Dakota	2	1	2.10	20	0	0	0	2	5	34.1	21	9	8	2	5	22	2	38	0	5	2.00	4	1.25	.178	118	149	3	3	3
Team Total	26	28	3.74	54	54	2	8	16	27	474.1	448	238	197	22	28	202	8	436	2	48	1.19	38	1.37	.250	1791	2054	17	52	17

KEY: * - lefthanded hitter/pitcher, # - switch hitter

TEAM STATISTICS

Dominican Summer League

DSL Twins

Individual Statistics As of: 06/03/2010 02:29 PM

W-L Record: 1-2

Choose a highlighted category to sort. NOTE: Rate stats do not use qualifiers.

		GI ---GAMES BY POSITION---																													
BATTERS		AVG	G	AB	R	H	2B	3B	HR	RBI	TB	BB	IBB	SO	SB	CS	OBP	SLG	OPS	SF	SAC	HBP	DP	1B	2B	3B	SS	OF	C	E	
#	Arias, Victor	.500	1	2	1	1	0	0	0	0	1	2	0	1	2	0	.750	.500	1.250	0	0	0	0	0	1	0	0	0	0	0	
	Blanco, Juan	.250	2	8	2	2	1	0	0	0	3	0	0	0	2	0	.250	.375	.625	0	0	0	0	0	2	0	0	0	0	0	
	Ciprian, Ernesto	.000	1	2	0	0	0	0	0	0	0	0	0	1	0	0	.000	.000	.000	0	1	0	0								
*	De Oliveira, Alexandre	.167	2	6	1	1	0	0	0	1	1	1	0	2	0	0	.250	.167	.417	1	0	0	0	2	0	0	0	0	0	0	
#	Estaba, Pedro	.000	2	4	0	0	0	0	0	0	0	0	0	1	0	0	.000	.000	.000	0	0	0	1								
	Gallardo, Felix	.250	2	4	1	1	0	0	0	1	1	0	0	0	0	0	.400	.250	.650	0	0	1	0	0	0	0	0	0	0	2	0
	Gonzalez, Erick	.000	1	5	0	0	0	0	0	0	0	0	0	3	0	0	.000	.000	.000	0	0	0	0	1	0	0	0	0	0	0	1
	Martinez, Felix	.000	1	2	0	0	0	0	0	0	0	0	0	1	0	0	.333	.000	.333	0	0	1	0	0	0	0	0	0	0	1	0
#	Mejia, Aderlin	.000	1	3	0	0	0	0	0	0	0	0	0	1	0	0	.400	.000	.400	0	0	2	0	0	0	1	0	0	0	0	2
	Ortiz, Kelvin	.556	3	9	2	5	0	0	1	1	8	3	0	3	2	1	.667	.889	1.556	0	0	0	0	0	0	0	0	0	3	0	0
*	Pacheco, Adonis	.167	2	6	0	1	0	0	0	1	1	1	0	2	1	1	.286	.167	.452	0	0	0	0	0	0	0	0	0	2	0	0
	Pina, Randy	.333	1	3	0	1	0	0	0	0	1	0	0	1	0	0	.333	.333	.667	0	0	0	0	0	0	0	0	0	0	1	1
#	Polanco, Jorge	.286	2	7	0	2	0	0	0	0	2	1	0	0	0	1	.375	.286	.661	0	0	0	0	0	0	0	0	2	0	0	1
	Sano, Miguel	.200	3	10	2	2	0	1	1	1	7	2	0	5	1	0	.333	.700	1.033	0	0	0	0	0	0	2	0	0	0	1	
	Sepulveda, Emilio	.000	2	2	1	0	0	0	0	0	0	3	0	0	1	0	.600	.000	.600	0	0	0	0	0	0	0	0	0	1	0	1
#	Silva, Jhon	.333	1	3	0	1	0	0	0	1	1	1	0	0	0	1	.500	.333	.833	0	0	0	0	0	0	0	0	0	1	0	0
	Trinidad, Romy	.000	2	8	0	0	0	0	0	0	0	0	0	1	1	1	.000	.000	.000	0	0	0	0	0	0	0	0	0	2	0	0
#	Ynoioso, Jonatan	.000	1	3	1	0	0	0	0	0	0	2	0	1	0	0	.400	.000	.400	0	0	0	0	0	0	0	0	1	0	0	0
	Team Total	.195	3	87	11	17	1	1	2	6	26	16	0	23	10	5	.343	.299	.641	1	1	4	1							8	
PITCHERS		W	L	ERA	G	GS	CG	SHO	SV	SVO	IP	H	R	ER	HR	HB	BB	IBB	SO	BK	WP	GO/AO	DP	WHIP	AVG	AB	TBF	SF	GF	HLD	
	Frias, Frank	0	1	9.00	1	1	0	0	0	0	2.0	3	5	2	0	0	3	0	0	1	2	0.25	0	3.00	.300	10	13	0	0	0	
	Jimenez, Jose	0	0	0.00	1	1	0	0	0	0	4.0	0	0	0	0	0	1	0	2	0	0	0.80	0	0.25	.000	12	13	0	0	0	
	Martinez, Edgar	0	0	9.00	2	0	0	0	0	0	3.0	6	7	3	0	1	1	0	0	0	0	0.50	0	2.33	.333	18	21	0	0	0	
	Suarez, Carlos	0	0	6.00	2	0	0	0	1	1	3.0	5	3	2	0	1	1	0	4	0	3	3.00	0	2.00	.385	13	15	0	2	0	
	Vargas, Javier	0	0	0.00	1	0	0	0	0	0	1.0	0	0	0	0	0	0	0	0	0	0	0.50	0	0.00	.000	3	3	0	1	0	
	Veras, Luis	0	0	3.00	1	0	0	0	0	0	3.0	5	1	1	0	0	0	1	0	0	0	3.00	1	1.67	.385	13	13	0	0	0	
	Villaroel, Orlando	0	0	0.00	1	1	0	0	0	0	3.0	1	0	0	0	1	2	0	3	0	0	5.00	1	1.00	.111	9	12	0	0	0	
	Villasana, Elias	0	1	4.50	1	0	0	0	0	0	4.0	5	2	2	0	0	1	0	3	0	1	3.00	0	1.50	.313	16	17	0	0	0	
	Zarzueta, Ezequiel	1	0	3.00	1	0	0	0	0	0	3.0	2	1	1	0	0	1	0	1	0	0	0.33	0	1.00	.200	10	12	1	0	0	
	Team Total	1	2	3.81	3	3	0	0	1	1	26.0	27	19	11	0	3	10	0	14	1	6	1.07	2	1.42	.260	104	119	1	3	0	

KEY: * - lefthanded hitter/pitcher, # - switch hitter

LEAGUE STANDINGS

International League

International League North

	W	L	PCT	GB	Home	Away	Div	Streak	Last10
Syracuse Chiefs	32	21	.604	-	17-7	15-14	22-13	W2	5-5
Scranton/Wilkes-Barre Yankees	31	23	.574	1.5	19-11	12-12	12-10	L2	4-6
Buffalo Bisons	30	24	.556	2.5	19-11	11-13	13-13	L2	3-7
Pawtucket Red Sox	25	29	.463	7.5	17-13	8-16	11-11	L1	5-5
Rochester Red Wings	21	33	.389	11.5	11-15	10-18	9-17	W2	4-6
Lehigh Valley IronPigs	20	33	.377	12.0	10-14	10-19	11-14	W2	4-6

International League South

	W	L	PCT	GB	Home	Away	Div	Streak	Last10
Durham Bulls	31	23	.574	-	16-10	15-13	14-5	W2	7-3
Gwinnett Braves	24	29	.453	6.5	13-14	11-15	11-12	L1	5-5
Norfolk Tides	24	31	.436	7.5	14-13	10-18	9-14	L2	5-5
Charlotte Knights	23	32	.418	8.5	13-13	10-19	8-11	W1	4-6

International League West

	W	L	PCT	GB	Home	Away	Div	Streak	Last10
Columbus Clippers	35	20	.636	-	20-10	15-10	14-9	W2	8-2
Toledo Mud Hens	30	24	.556	4.5	16-12	14-12	14-9	L2	5-5
Indianapolis Indians	28	26	.519	6.5	12-12	16-14	9-13	W1	6-4
Louisville Bats	24	30	.444	10.5	13-13	11-17	8-14	L2	4-6

Eastern League

Eastern League Eastern

	W	L	PCT	GB	Home	Away	Div	Streak	Last10
New Hampshire Fisher Cats	34	21	.618	-	16-9	18-12	33-19	L1	7-3
Trenton Thunder	31	22	.585	2.0	18-9	13-13	17-16	L1	6-4
Portland Sea Dogs	27	25	.519	5.5	14-12	13-13	27-25	W1	4-6
Binghamton Mets	25	28	.472	8.0	13-13	12-15	11-15	W1	5-5
Reading Phillies	22	30	.423	10.5	15-13	7-17	12-10	W1	5-5
New Britain Rock Cats	14	39	.264	19.0	5-23	9-16	9-24	L6	2-8

Eastern League Western

	W	L	PCT	GB	Home	Away	Div	Streak	Last10
Altoona Curve	36	18	.667	-	15-11	21-7	30-17	W3	8-2
Bowie Baysox	28	26	.519	8.0	14-13	14-13	22-21	L1	6-4
Harrisburg Senators	28	26	.519	8.0	14-14	14-12	13-21	W3	7-3
Richmond Flying Squirrels	27	27	.500	9.0	15-13	12-14	14-20	L5	2-8
Erie SeaWolves	25	29	.463	11.0	12-12	13-17	21-16	L3	2-8
Akron Aeros	24	30	.444	12.0	10-18	14-12	12-17	W4	6-4

Florida State League

Florida State League North

	W	L	PCT	GB	Home	Away	Div	Streak	Last10
Dunedin Blue Jays	32	22	.593	-	12-14	20-8	20-15	W1	5-5
Lakeland Flying Tigers	30	23	.566	1.5	14-10	16-13	18-16	L2	5-5
Clearwater Threshers	30	24	.556	2.0	15-13	15-11	21-14	L2	4-6
Tampa Yankees	28	25	.528	3.5	13-13	15-12	17-18	W1	5-5
Daytona Cubs	25	29	.463	7.0	10-17	15-12	15-20	W1	6-4
Brevard County Manatees	19	34	.358	12.5	11-18	8-16	13-21	L2	3-7

Florida State League South

	W	L	PCT	GB	Home	Away	Div	Streak	Last10
Bradenton Marauders	31	22	.585	-	17-12	14-10	20-14	W2	5-5
Palm Beach Cardinals	29	23	.558	1.5	15-9	14-14	21-12	W2	7-3
Charlotte Stone Crabs	28	24	.538	2.5	14-10	14-14	17-16	L1	5-5
St. Lucie Mets	25	27	.481	5.5	13-12	12-15	16-18	L1	5-5
Fort Myers Miracle	23	30	.434	8.0	11-16	12-14	14-20	L1	5-5
Jupiter Hammerheads	18	35	.340	13.0	10-19	8-16	13-21	W2	5-5

Midwest League

Midwest League Eastern

	W	L	PCT	GB	Home	Away	Div	Streak	Last10
Lake County Captains	36	18	.667	-	18-11	18-7	33-18	W3	6-4
Great Lakes Loons	33	21	.611	3.0	14-13	19-8	31-20	L1	5-5
Lansing Lugnuts	30	23	.566	5.5	15-14	15-9	29-21	L1	4-6
Fort Wayne TinCaps	28	27	.509	8.5	17-13	11-14	27-25	L1	5-5
South Bend Silver Hawks	25	29	.463	11.0	13-15	12-14	23-28	W1	6-4
Bowling Green Hot Rods	22	31	.415	13.5	12-15	10-16	21-30	L1	6-4
Dayton Dragons	21	33	.389	15.0	14-15	7-18	20-31	L2	3-7
West Michigan Whitecaps	21	33	.389	15.0	12-16	9-17	20-31	W1	5-5

Midwest League Western

	W	L	PCT	GB	Home	Away	Div	Streak	Last10
Cedar Rapids Kernels	35	19	.648	-	18-4	17-15	33-18	W1	8-2
Quad Cities River Bandits	32	22	.593	3.0	18-7	14-15	31-20	W1	7-3
Clinton LumberKings	31	23	.574	4.0	17-10	14-13	30-22	W1	7-3
Peoria Chiefs	29	25	.537	6.0	17-8	12-17	28-23	L1	4-6
Beloit Snappers	26	28	.481	9.0	13-13	13-15	26-25	L4	1-9
Kane County Cougars	24	31	.436	11.5	14-12	10-19	22-30	W2	4-6
Wisconsin Timber Rattlers	20	34	.370	15.0	12-17	8-17	18-33	W1	4-6
Burlington Bees	19	35	.352	16.0	9-16	10-19	17-34	L1	4-6

Dominican Summer League

Dominican Summer League Boca Chica Baseball City

	W	L	PCT	GB	Home	Away	Div	Streak	Last10
DSL Cubs1	3	0	1.000	-	1-0	2-0	3-0	W3	3-0
DSL Diamondbacks	2	1	.667	1.0	2-0	0-1	2-1	L1	2-1
DSL Rockies	2	1	.667	1.0	2-1	0-0	2-1	W2	2-1
DSL White Sox	1	1	.500	1.5	0-0	1-1	1-1	W1	1-1
DSL Orioles1	1	2	.333	2.0	0-1	1-1	1-2	L2	1-2
DSL Reds	1	2	.333	2.0	1-1	0-1	1-2	W1	1-2
DSL Twins	1	2	.333	2.0	1-1	0-1	1-2	L2	1-2
DSL Padres	0	2	.000	2.5	0-0	0-2	0-2	L2	0-2

MINOR LEAGUE CLIPS

Rochester Red Wings quell the Tides in shutout

By Jim Mandelaro / DemocratandChronicle.com – 6/4/10

After using five relievers in Wednesday night's rain-delayed win, the Red Wings returned to action Thursday morning needing a solid outing from starter Jeff Manship.

Mission accomplished.

The right-hander tossed a four-hit shutout as the Wings blanked the Norfolk Tides 9-0 before 7,714 fans at Frontier Field.

"It's funny because I felt terrible warming up," Manship said. "But I was getting ahead and being very efficient."

Manship (3-2) threw only 92 pitches, walked no one and worked a full count only twice. He struck out six batters and lowered his ERA to 3.64.

Wilson Ramos went 5-for-5 for Rochester, meaning the catcher outhit the entire Norfolk lineup. His two-run double highlighted a six-run sixth.

"I'm very excited, because it's the first five-hit game of my career," Ramos said.

The catcher belted seven hits in his first two big-league games for Minnesota last month but entered Thursday hitting .173 for the Red Wings.

Manship recorded just the second complete-game shutout of his five-year career and became the first Wings pitcher to go the distance this year.

"He said (before the ninth) that he wanted to go out and finish it," Wings manager Tom Nieto said.

"He gave our bullpen a shot in the arm by giving them a day off."

The Wings rocked Tides pitchers for 16 hits. Every Rochester starter had at least one except Jose Morales.

Manship and Norfolk's Brandon Erbe engaged in a classic pitcher's duel for four innings. Erbe entered the day 0-8 with a 6.04 earned-run average but handcuffed the Wings through four innings.

Rochester caught two major breaks in the fifth. A two-out fielding error by second baseman Blake Davis loaded the bases, and Erbe uncorked a wild pitch on a third strike to Morales that would have ended the inning. Ramos scored on the play.

The Wings broke it open with six runs on eight hits in the sixth inning. Ramos' two-run double to left-center made it 3-0.

The Wings strung together five straight hits, including RBI singles from Toby Gardenhire and Brian Dinkelman. Dustin Martin's two-run single made it 7-0.

Brock Peterson doubled in another run in the seventh, and a fielder's choice grounder from Dinkelman made it 9-0.

Notes: Nieto flew home to Land O'Lakes, Fla., after the game. He'll be away until Sunday at the earliest to attend the high school graduation of his son, Marcus. Hitting coach and former Red Wing Floyd Rayford will take over as manager. . . . The green jerseys worn by the Red Wings on Wednesday night were sold at auction and raised nearly \$1,600 for the United Way. The top seller was a No. 1 jersey worn by Wings shortstop Trevor Plouffe, which went for \$105.

Altoona hands another close loss to Rock Cats

By Ken Lipshez / New BritainHerald.com – 6/3/10

NEW BRITAIN — Righthander Mike McCardell turned in one of the New Britain Rock Cats' best starts of the season.

The hitters took better at-bats, fouling off tough pitches and forcing deep counts.

The best their effort could provide through nine innings was a tie. They even battled back gamely after falling behind by three runs in the 10th inning but the end result was all too familiar.

Eastern League batting leader Alex Presley led off the 10th inning with a home run Thursday and the Curve added just enough insurance to gain a 5-4 win and a sweep of the three-game series before 4,747 at New Britain Stadium.

The Rock Cats (14-39) have lost six straight and 23 of their 28 home games this season. Altoona (36-18) has won 14 of its last 16 games in surging to a big lead in the Western Division.

"I never thought in a million years that wins would be this hard to get," Cats manager Jeff Smith said. "It's been tough the whole season from the first game on. Another one-run loss."

Matt Williams (1-2), on in relief of McCardell, tossed a perfect ninth but Presley, batting .365, drove a 2-1 pitch over the wall in right center. Singles by Chase d'Arnaud and Gorkys Hernandez and a wild pitch set the stage for a two-run single by Josh Harrison to cap a three-run rally.

The Cats used two Curve errors and hits by Rene Tosoni and Erik Lis to score twice in the 10th against southpaw closer Danny Moskos. The Pirates' 2007 first-round draft pick got Yangervis Solarte on a liner to left with the tying run on second.

Lefthander Tony Watson (2-0) yielded one hit in 2 2/3 frames of relief for the win. Moskos has a league-best 13 saves in 13 tries.

McCardell, still in search of his first victory of the year, spun eight innings of six-hit ball. One of the two runs Altoona scored against him was unearned. He walked one, struck out three and threw 89 pitches. From the fifth through the eighth innings, he allowed the potent Curve lineup just one single and faced the minimum.

"For one, his first-pitch strikes were 23 out of 30. He commanded the ball pretty good," Rock Cats pitching coach Stu Cliburn said. "He used his whole mix. He used his curveball well in early counts and used his slider and changeup, which he hadn't been using a lot. [Catcher] Danny Lehmann did a great job with him tonight, mixing his pitches up and keeping the hitters off-balance."

Even when his Cats play well, the pieces of the puzzle just don't come together.

"We've just got to find a way to string a few together," Smith said. "Baseball will humble you fast."

A double by d'Arnaud, an errant pickoff throw by McCardell and Harrison's fielder's choice grounder gave Altoona a 1-0 lead in the first inning.

The Rock Cats countered against Tim Alderson in the second when Lis (2-for-5, 2 RBI) smacked his fifth homer in 69 Eastern League at-bats, a towering drive that soared well beyond the wall in right.

The Curve regained the edge in the fourth on singles by Matt Hague, Hector Gimenez and Presley.

Alderson, 6-1 with the dearly departed Connecticut Defenders early last season until his trade from the parent Giants to Pittsburgh for infielder Freddy Sanchez, allowed five hits and two walks in six innings.

The Rock Cats knotted it up in the seventh against Jimmy Barthmaier.

Steve Singleton drew a leadoff walk and moved up on a single by Lehmann in his first game off the disabled list. Juan Portes (2-for-2) sacrificed the runners into scoring position. Brandon Roberts, pinch-hitting for Chris Cates, flicked an 0-2 pitch into short left field to plate Singleton but Lehmann had to hold up at third.

Harrison snared a line drive to third by Ben Revere and doubled off Lehmann to preserve the tie. Smith said the inability to score another run in the frame cost him the game.

CATS TALES: Another Ex-Rock Cat will get his first major league licks with Thursday's promotion of 3B Danny Valencia. Valencia replaces Michael Cuddyer (bereavement leave) on the Twins' roster. ... Allan de San Miguel was sent down to Class A to make room for Lehmann. ... Administrators expect capacity crowds all weekend against the Binghamton Mets.

Snappers fall to Captains

By Staff / BeloitDailyNews.com – 6/3/10

EASTLAKE, Ohio — The Beloit Snappers had five more hits than the Lake County Captains during Wednesday night's game at Classic Park.

But it was the Captains who made the most out of their three hits and three Beloit errors.

Lake County scored all its runs in the fifth and sixth innings, rolling to a 6-1 victory and dealing the Snappers their 11th loss in 12 games.

The loss also dropped Beloit (26-27) below .500 for the first time since April 16.

The Captains took their first lead in the fifth inning thanks to a pair of Snappers' errors. After Beloit pitcher Michael Tonkin plunked Jeremie Tice with one out, Steven Liddle committed the first error when he dropped the ball, putting runners on second and third.

Adam Abraham reached on an Anderson Hidalgo miscue, loading the bases with one out. Tonkin struck out Gregory Foggia, but Delvi Cid knocked in two runs with a single for a 2-1 Lake County lead.

Beloit manager Nelson Prada was ejected during the fifth inning.

Beloit's defensive woes carried into the sixth inning when Chun-Hsiu Chen reached on Hidalgo's second error. A wild pitch and a walk to Kyle Smith packed the bases for the Captains.

Tonkin was replaced by Peter Kennelly, who promptly served up a bases-clearing triple to Foggia, extending Lake County's lead to 5-1.

Tonkin lasted 5 2/3 innings, surrendering five runs — zero earned — with one walk and two strikeouts.

The Snappers took a brief 1-0 lead in the first inning when Aaron Hicks led off the game with his fifth home run.