







Minnesota Twins Minor League Report Saturday, June 5, 2010

	Team	Level	Record	Yesterday's Scores	Streak/Last 10
	Rochester Red Wings	Triple-A	21-34; 11.5 GB 5 th in International League North	L, 5-4, vs. Toledo	L1, 4-6
	New Britain Rock Cats	Double-A	14-40; 19.0 GB 6 th in Eastern League North	L, 4-3, vs. Binghamton	L7, 1-9
	Fort Myers Miracle	High-A	23-31; 8.0 GB 5 th in Fla. State League South	L, 12-6, vs. Dunedin	L2, 4-6
	Beloit Snappers	Low-A	27-28; 9.0 GB 5 th in Midwest League Western	W, 12-4, at Fort Wayne	W1, 2-8
	DSL Twins	DSL	2-2; 2.0 GB T-3 rd in DSL Boca Chica Baseball City	W, 7-4, vs. DSL Padres	W1, 2-2

Table of Contents

-  Yesterday's Box Scores **Pg. 2**
-  Team Statistics **Pg. 7**
-  Season Standings **Pg. 12**
-  Minor League Clips **Pg. 15**

YESTERDAY'S BOX SCORES

International League

Toledo Mud Hens (31-24) 5, Rochester Red Wings (21-34) 4
June 4, 2010

	1	2	3	4	5	6	7	8	9	R	H	E
Toledo	0	1	0	0	2	1	1	0	0	5	14	1
Rochester	0	0	0	0	0	0	3	0	1	4	9	2

Toledo	AB	R	H	RBI	BB	SO	LOB	AVG	Rochester	AB	R	H	RBI	BB	SO	LOB	AVG
Sizemore, 2B	4	1	1	0	1	0	4	.348	Hughes, L, 3B	2	0	0	0	0	1	1	.239
Wells, C, CF	4	0	1	0	1	2	2	.223	Gardenhire, 2B	3	0	0	0	0	1	2	.222
Worth, SS	3	1	2	1	1	0	1	.287	Dinkelman, LF	4	0	3	0	0	0	0	.283
Frazier, RF	4	0	0	0	1	1	6	.274	Plouffe, SS	4	0	0	0	0	1	3	.275
Dlugach, B, 3B	5	2	1	0	0	1	4	.257	Morales, J, DH	3	1	0	0	1	0	3	.246
Strieby, LF	5	0	4	2	0	1	1	.242	Macri, 2B-3B	4	1	2	0	0	2	1	.269
Larish, 1B	3	0	2	2	0	0	2	.246	Ramos, W, C	4	2	3	1	0	0	0	.221
Leon, M, DH	5	0	1	0	0	1	4	.248	Jones, Jac, CF	3	0	1	1	1	0	2	.315
Kunkel, C	5	1	2	0	0	0	3	.400	Peterson, Br, 1B	3	0	0	0	1	1	5	.245
Ketchner, P	0	0	0	0	0	0	0	.000	Martin, D, RF	4	0	0	1	0	1	5	.293
Wise, P	0	0	0	0	0	0	0	.000	Mullins, P	0	0	0	0	0	0	0	.000
Schlereth, P	0	0	0	0	0	0	0	.000	Guerra, D, P	0	0	0	0	0	0	0	.000
Sborz, P	0	0	0	0	0	0	0	.000	Lugo, P	0	0	0	0	0	0	0	.000
Totals	38	5	14	5	4	6	27	.260	Hennessey, P	0	0	0	0	0	0	0	.000
									Totals	34	4	9	3	3	7	22	.263

BATTING

3B: Dlugach, B (2, Mullins).

TB: Sizemore; Wells, C; Worth 2; Dlugach, B 3; Strieby 4; Larish 2; Leon, M; Kunkel 2.

RBI: Larish 2 (17), Strieby 2 (18), Worth (18).

2-out RBI: Strieby 2.

Runners left in scoring position, 2 out: Frazier 3; Kunkel; Larish; Sizemore; Dlugach, B.

SF: Larish 2; Worth.

Team RISP: 1-for-12.

Team LOB: 13.

BASERUNNING

SB: Worth (12, 2nd base off Lugo/Ramos, W).

FIELDING

E: Kunkel (1, throw).

PB: Kunkel (1).

DP: 2 (Worth-Sizemore-Larish 2).

BATTING

2B: Ramos, W (7, Wise).

TB: Dinkelman 3; Macri 2; Ramos, W 4; Jones, Jac.

RBI: Ramos, W (13), Jones, Jac (11), Martin, D (39).

Runners left in scoring position, 2 out: Martin, D; Gardenhire 2.

GDP: Hughes, L; Morales, J.

Team RISP: 2-for-11.

Team LOB: 6.

FIELDING

E: Macri (2, throw), Ramos, W (3, throw).

Outfield assists: Jones, Jac (Strieby at 3rd base).

Toledo	IP	H	R	ER	BB	SO	HR	ERA	Rochester	IP	H	R	ER	BB	SO	HR	ERA
Ketchner (W, 2-2)	6.0	4	0	0	1	3	0	2.83	Mullins (L, 3-4)	4.0	5	1	1	1	1	0	4.83
Wise	0.1	3	3	2	1	0	0	2.70	Guerra, D	2.0	6	4	3	2	2	0	6.84
Schlereth (H, 6)	1.2	1	0	0	0	2	0	2.02	Lugo	2.0	1	0	0	1	2	0	6.19
Sborz (S, 12)	1.0	1	1	0	1	2	0	3.32	Hennessey	1.0	2	0	0	0	1	0	4.50
Totals	9.0	9	4	2	3	7	0	3.46	Totals	9.0	14	5	4	4	6	0	4.79

Guerra, D pitched to 2 batters in the 7th.

Pitches-strikes: Ketchner 85-53, Wise 19-8, Schlereth 20-13, Sborz 25-14, Mullins 61-36, Guerra, D 59-37, Lugo 37-23, Hennessey 18-13.

Groundouts-flyouts: Ketchner 7-7, Wise 0-1, Schlereth 2-1, Sborz 1-0, Mullins 3-8, Guerra, D 3-1, Lugo 2-2, Hennessey 1-0.

Batters faced: Ketchner 21, Wise 5, Schlereth 6, Sborz 5, Mullins 18, Guerra, D 15, Lugo 8, Hennessey 4.

Inherited runners-scored: Schlereth 1-0, Lugo 2-1.

Umpires: HP: Art Thigpen. 1B: Matt Arcovic. 2B: . 3B: Stephen Barga.

Weather: 70 degrees, cloudy.

Wind: 12 mph, In from LF.

T: 3:18.

Att: 9,842.

YESTERDAY'S BOX SCORES

Eastern League

Binghamton Mets (26-28) 4, New Britain Rock Cats (14-40) 3
June 4, 2010

	1	2	3	4	5	6	7	8	9	10	R	H	E
Binghamton	0	0	2	0	0	0	0	1	0	1	4	6	1
New Britain	0	0	1	0	0	1	0	1	0	0	3	4	0

Binghamton	AB	R	H	RBI	BB	SO	LOB	AVG	New Britain	AB	R	H	RBI	BB	SO	LOB	AVG
Nieuwenhuis, CF	3	1	0	0	1	0	1	.280	Revere, CF	4	0	0	0	1	0	1	.308
Havens, 2B	4	2	2	3	1	1	0	.341	Roberts, B, LF	2	2	1	1	3	0	0	.273
Evans, N, 1B	4	0	1	0	1	0	0	.283	Tosoni, DH	3	0	0	0	1	1	4	.274
Duda, LF	5	0	1	1	0	1	1	.290	Lis, 1B	5	0	2	1	0	1	1	.282
Campbell, 3B	5	0	0	0	0	1	4	.315	Solarte, 3B	5	0	1	1	0	1	3	.287
Nickeas, C	3	0	0	0	1	2	3	.280	Singleton, 2B	4	0	0	0	1	0	2	.253
Wabick, DH	3	0	1	0	1	0	0	.274	Fernandez, J, C	4	0	0	0	0	2	4	.174
Malo, RF	3	0	0	0	0	2	2	.245	Portes, RF	3	0	0	0	0	1	0	.185
Coronado, SS	4	1	1	0	0	0	1	.232	1-Dolenc, PR-RF	0	0	0	0	0	0	0	.277
Stinson, P	0	0	0	0	0	0	0	.000	Cates, SS	2	1	0	0	1	0	0	.164
Shaw, S, P	0	0	0	0	0	0	0	.000	Robertson, P	0	0	0	0	0	0	0	.000
Ellison, P	0	0	0	0	0	0	0	.000	DeVries, P	0	0	0	0	0	0	0	.000
Everts, P	0	0	0	0	0	0	0	.000	Arias, S, P	0	0	0	0	0	0	0	.000
Totals	34	4	6	4	5	7	12	.261	Totals	32	3	4	3	7	6	15	.241

1-Ran for Portes in the 9th.

BATTING

2B: Evans, N (15, Robertson).

HR: Havens 2 (5, 3rd inning off Robertson, 1 on, 1 out; 10th inning off Arias, S, 0 on, 0 out).

TB: Havens 8; Evans, N 2; Duda; Wabick; Coronado.

RBI: Havens 3 (9), Duda (32).

Runners left in scoring position, 2 out: Malo; Campbell; Nickeas 2; Nieuwenhuis.

S: Nieuwenhuis; Malo.

Team RISP: 1-for-8.

Team LOB: 7.

FIELDING

E: Duda (2, throw).

Outfield assists: Duda (Revere at 3rd base).

BATTING

TB: Roberts, B; Lis 2; Solarte.

RBI: Roberts, B (7), Lis (17), Solarte (14).

2-out RBI: Solarte.

Runners left in scoring position, 2 out: Fernandez, J 2; Tosoni 2.

S: Tosoni; Cates.

Team RISP: 3-for-7.

Team LOB: 9.

BASERUNNING

SB: Roberts, B (3, 2nd base off Stinson/Nickeas).

Binghamton	IP	H	R	ER	BB	SO	HR	ERA	New Britain	IP	H	R	ER	BB	SO	HR	ERA
Stinson	5.1	2	2	2	3	1	0	3.12	Robertson	6.0	3	2	2	2	5	1	4.66
Shaw, S (BS, 1)	1.2	1	0	0	1	1	0	7.33	DeVries	2.0	2	1	1	2	1	0	5.93
Ellison (BS, 2)	1.0	1	1	1	1	0	0	5.49	Arias, S (L, 0-7)	2.0	1	1	1	1	1	1	4.29
Everts (W, 3-1)	2.0	0	0	0	2	4	0	6.99	Totals	10.0	6	4	4	5	7	2	4.53
Totals	10.0	4	3	3	7	6	0	4.86									

WP: DeVries.

IBB: Singleton (by Shaw, S), Revere (by Everts).

HBP: Portes (by Everts).

Groundouts-flyouts: Stinson 7-4, Shaw, S 0-3, Ellison 1-2, Everts 2-0, Robertson 5-7, DeVries 4-0, Arias, S 3-2.

Batters faced: Stinson 21, Shaw, S 7, Ellison 5, Everts 9, Robertson 23, DeVries 10, Arias, S 8.

Inherited runners-scored: Shaw, S 2-1.

Umpires: HP: Travis Hatch. 1B: Tom Honec. 2B: . 3B: Jon Byrnes.

Weather: 88 degrees, clear.

Wind: 2 mph, R to L.

T: 3:06.

Att: 7,605.

YESTERDAY'S BOX SCORES

Florida State League

Dunedin Blue Jays (33-22) 12, Fort Myers Miracle (23-31) 6
June 4, 2010

	1	2	3	4	5	6	7	8	9	R	H	E
Dunedin	0	1	3	0	4	0	3	1	0	12	15	0
Fort Myers	0	0	3	1	0	0	0	2	0	6	10	2

Dunedin	AB	R	H	RBI	BB	SO	LOB	AVG	Fort Myers	AB	R	H	RBI	BB	SO	LOB	AVG
Hechavarria, SS	6	2	2	0	0	1	3	.244	De Los Santos, E, 2B	4	1	2	1	1	0	0	.305
Pastornicky, 2B	4	2	1	1	1	1	1	.259	Dozier, SS	4	0	0	1	0	0	3	.283
d'Arnaud, T, C	4	3	2	0	1	1	0	.304	Parmelee, 1B	3	1	2	1	1	0	0	.348
McDade, 1B	5	2	3	3	0	1	3	.286	Romero, De, 3B	4	1	1	1	0	1	2	.211
McClanahan, 1B	0	0	0	0	0	0	0	.224	Herrmann, LF	3	1	1	0	1	0	1	.234
Talley, DH	4	2	2	3	1	0	1	.292	Bigley, RF	3	0	1	2	0	2	1	.234
Tolisano, 3B	4	1	2	2	1	1	1	.287	Romero, N, DH	4	0	0	0	0	2	2	.196
McElroy, CF	5	0	2	2	0	1	2	.220	Rohlfing, C	4	1	1	0	0	2	1	.244
Van Kirk, LF	5	0	0	0	0	1	2	.213	Goncalves, CF	4	1	2	0	0	1	1	.270
Ramirez, W, RF	5	0	1	0	0	1	1	.285	Hunt, S, P	0	0	0	0	0	0	0	.000
Carreno, P	0	0	0	0	0	0	0	.000	Martin, B, P	0	0	0	0	0	0	0	.000
Hernandez, Ju, P	0	0	0	0	0	0	0	.000	Neshek, P	0	0	0	0	0	0	0	.000
Griffith, S, P	0	0	0	0	0	0	0	.000	Blevins, S, P	0	0	0	0	0	0	0	.000
Totals	42	12	15	11	4	8	14	.260	Totals	33	6	10	6	3	8	11	.240

BATTING

2B: McDade (10, Hunt, S), Hechavarria (6, Hunt, S), Tolisano (7, Neshek), McElroy (3, Neshek), Talley (8, Blevins, S).
HR: McDade (11, 2nd inning off Hunt, S, 0 on, 0 out).
TB: Hechavarria 3; Pastornicky; d'Arnaud, T 2; McDade 7; Talley 3; Tolisano 3; McElroy 3; Ramirez, W.
RBI: McDade 3 (29), Pastornicky (20), Talley 3 (20), Tolisano 2 (14), McElroy 2 (4).
2-out RBI: McDade 2; Talley 3; Tolisano.
Runners left in scoring position, 2 out: Talley; McElroy; Pastornicky; Hechavarria 2; Tolisano.
GIDP: McElroy.
Team RISP: 7-for-16.
Team LOB: 7.

BASERUNNING

SB: Hechavarria (3, 2nd base off Hunt, S/Rohlfing).

FIELDING

DP: (Hechavarria-Pastornicky-McClanahan).

BATTING

2B: Rohlfing (9, Carreno), De Los Santos, E (2, Carreno), Bigley (14, Carreno), Romero, De (6, Hernandez, Ju).
TB: De Los Santos, E 3; Parmelee 2; Romero, De 2; Herrmann; Bigley 2; Rohlfing 2; Goncalves 2.
RBI: De Los Santos, E (2), Dozier (6), Parmelee (13), Bigley 2 (17), Romero, De (18).
Runners left in scoring position, 2 out: Romero, N; Goncalves.
SF: Dozier; Bigley.
GIDP: Dozier.
Team RISP: 3-for-10.
Team LOB: 5.

BASERUNNING

SB: Herrmann (3, 2nd base off Carreno/d'Arnaud, T).
CS: Parmelee (1, 2nd base by Carreno/d'Arnaud, T).

FIELDING

E: Romero, De 2 (6, throw, throw).
PB: Rohlfing (3).
DP: (Dozier-De Los Santos, E-Parmelee).

Dunedin	IP	H	R	ER	BB	SO	HR	ERA	Fort Myers	IP	H	R	ER	BB	SO	HR	ERA
Carreno (W, 3-3)	6.0	7	4	4	1	5	0	4.15	Hunt, S (L, 1-2)	4.1	6	6	6	2	3	1	5.20
Hernandez, Ju	2.0	1	2	2	2	2	0	6.00	Martin, B	1.2	3	2	1	0	3	0	5.40
Griffith, S	1.0	2	0	0	0	1	0	3.00	Neshek	1.0	3	3	3	2	0	0	13.50
Totals	9.0	10	6	6	3	8	0	3.63	Blevins, S	2.0	3	1	1	0	2	0	6.46
									Totals	9.0	15	12	11	4	8	1	3.90

WP: Hunt, S 2, Martin, B.

Groundouts-flyouts: Carreno 4-8, Hernandez, Ju 0-4, Griffith, S 2-0, Hunt, S 6-3, Martin, B 0-2, Neshek 1-2, Blevins, S 2-2.

Batters faced: Carreno 25, Hernandez, Ju 9, Griffith, S 4, Hunt, S 20, Martin, B 9, Neshek 8, Blevins, S 9.

Inherited runners-scored: Martin, B 1-1.

Umpires: HP: Allen Alvarez. 1B: Luke Hamilton. 2B: . 3B: .

Weather: 86 degrees, partly cloudy.

Wind: 14 mph, L to R.

T: 3:07.

Att: 2,513.

YESTERDAY'S BOX SCORES

Midwest League

Beloit Snappers (27-28) 12, Fort Wayne TinCaps (28-28) 4
June 4, 2010

	1	2	3	4	5	6	7	8	9	R	H	E
Beloit	0	0	0	3	0	0	1	0	8	12	17	1
Fort Wayne	0	0	0	0	0	2	1	0	1	4	8	1

Beloit	AB	R	H	RBI	BB	SO	LOB	AVG	Fort Wayne	AB	R	H	RBI	BB	SO	LOB	AVG
Hicks, CF	4	1	2	0	1	0	0	.246	Payne, CF	4	0	1	0	1	1	1	.298
Beresford, SS	4	1	2	0	0	0	2	.246	Valdez, J, 2B	5	1	1	0	0	2	4	.265
Morales, A, RF	4	1	1	1	1	1	2	.253	Williams, LF	3	2	1	0	2	2	0	.234
Liddle, 1B	5	2	3	2	0	0	1	.227	Freiman, 1B	5	1	2	0	0	0	2	.300
Rams, C	5	1	1	0	0	0	2	.220	Rincon, 3B	3	0	1	0	2	0	1	.238
Hidalgo, An, 3B	3	1	2	1	0	0	0	.313	Anna, SS	4	0	1	2	0	1	2	.241
1-Williams, R, PR-3B	2	0	0	0	0	0	3	.200	Benedict, C	4	0	0	0	1	1	5	.261
Pinto, J, DH	5	2	3	4	0	0	1	.237	Olabisi, RF	3	0	0	1	1	2	7	.256
Santana, Da, 2B	5	1	2	0	0	1	1	.176	Galvez, DH	4	0	1	0	0	2	4	.242
Lin, LF	3	2	1	1	1	0	1	.181	Sarria, P	0	0	0	0	0	0	0	.000
Stillings, B, P	0	0	0	0	0	0	0	.000	De Paula, P	0	0	0	0	0	0	0	.000
Watts, D, P	0	0	0	0	0	0	0	.000	Beard, P	0	0	0	0	0	0	0	.000
Holbrooks, P	0	0	0	0	0	0	0	.000	Carter, P	0	0	0	0	0	0	0	.000
Totals	40	12	17	9	3	2	13	.231	Totals	35	4	8	3	7	11	26	.251

1-Ran for Hidalgo, An in the 6th.

BATTING

2B: Morales, A (9, Sarria), Santana, Da (1, Sarria).

HR: Pinto, J 2 (4, 4th inning off Sarria, 1 on, 1 out; 9th inning off Carter, 1 on, 2 out).

TB: Hicks 2; Beresford 2; Morales, A 2; Liddle 3; Rams; Hidalgo, An 2; Pinto, J 9; Santana, Da 3; Lin.

RBI: Hidalgo, An (12), Pinto, J 4 (20), Morales, A (24), Lin (7), Liddle 2 (22).

2-out RBI: Pinto, J 2.

Runners left in scoring position, 2 out: Liddle; Beresford.

S: Beresford.

GIDP: Pinto, J.

Team RISP: 7-for-12.

Team LOB: 5.

BATTING

2B: Freiman (13, Stillings, B), Williams (15, Holbrooks).

TB: Payne; Valdez, J; Williams 2; Freiman 3; Rincon; Anna; Galvez.

RBI: Anna 2 (14), Olabisi (13).

Runners left in scoring position, 2 out: Valdez, J 2; Olabisi 4; Galvez; Anna.

GIDP: Payne.

Team RISP: 2-for-15.

Team LOB: 13.

FIELDING

E: Anna (9, throw).

DP: 2 (Rincon-Valdez, J-Freiman, Rincon-Freiman-Anna).

Pickoffs: De Paula (Williams, R at 1st base).

BASERUNNING

SB: Santana, Da (2, 2nd base off Beard/Benedict), Morales, A (16, 3rd base off Sarria/Benedict).

CS: Williams, R (4, 2nd base by De Paula/Benedict).

PO: Williams, R (1st base by De Paula).

FIELDING

E: Williams, R (8, fielding).

DP: (Beresford-Liddle).

Beloit	IP	H	R	ER	BB	SO	HR	ERA	Fort Wayne	IP	H	R	ER	BB	SO	HR	ERA
Stillings, B (W, 4-3)	6.0	4	2	2	5	7	0	4.86	Sarria (L, 1-1)	5.0	7	3	3	1	1	1	2.61
Watts, D (H, 4)	0.2	1	1	1	1	1	0	2.31	De Paula	3.0	3	1	1	1	1	0	1.64
Holbrooks (S, 7)	2.1	3	1	1	1	3	0	1.38	Beard	0.1	6	7	7	1	0	0	5.50
Totals	9.0	8	4	4	7	11	0	3.74	Totals	9.0	17	12	12	3	2	2	3.91

WP: Watts, D 2, Beard, Carter 2.

HBP: Anna (by Stillings, B), Olabisi (by Holbrooks).

Groundouts-flyouts: Stillings, B 6-5, Watts, D 0-1, Holbrooks 2-2, Sarria 7-6, De Paula 5-1, Beard 1-0, Carter 1-1.

Batters faced: Stillings, B 27, Watts, D 4, Holbrooks 13, Sarria 23, De Paula 10, Beard 8, Carter 3.

Inherited runners-scored: Holbrooks 1-0, Carter 3-3.

Umpires: HP: Brett Houseman. 1B: Matt Jones. 2B: . 3B: .

Weather: 80 degrees, cloudy.

Wind: 7 mph, Out to CF.

T: 3:14.

Att: 7,135.

YESTERDAY'S BOX SCORES

Dominican Summer League

DSL Twins (2-2) 7, DSL Padres (0-3) 4
June 4, 2010

	1	2	3	4	5	6	7	8	9	R	H	E
DSL Padres	0	0	0	0	0	3	0	0	1	4	8	3
DSL Twins	0	2	1	3	1	0	0	0	x	7	7	2

DSL Padres	AB	R	H	RBI	BB	SO	LOB	AVG	DSL Twins	AB	R	H	RBI	BB	SO	LOB	AVG
Martinez, A, 1B-LF	5	0	1	0	0	1	2	.375	Polanco, SS	5	0	0	0	0	2	6	.167
Martinez, C, SS	5	0	0	0	0	1	3	.077	Blanco, Ju, 3B	4	2	1	2	1	1	3	.250
Alcantara, DH	3	1	0	0	2	0	3	.091	Trinidad, R, CF	4	0	1	1	1	0	0	.083
Quintana, 3B	5	1	1	0	0	3	4	.250	De Oliveira, 1B	5	1	1	0	0	2	3	.182
Filpo, LF	4	0	0	0	0	2	2	.083	Ciprian, DH	3	1	1	0	1	0	1	.200
Valenzuela, 1B	0	0	0	0	0	0	0	.000	Pacheco, RF	3	1	1	0	1	1	3	.222
Familia, A, RF	3	1	1	0	1	1	0	.333	Pina, R, C	3	0	0	0	1	0	3	.167
Gomez, Ja, 2B	3	0	2	2	1	1	0	.571	Ynojoso, 2B	1	1	0	1	2	1	0	.000
Del Castillo, C	4	1	2	1	0	2	3	.333	Sepulveda, E, LF	2	1	2	1	1	0	0	.500
Tejada, L, CF	4	0	1	1	0	2	4	.100	Zarzuela, P	0	0	0	0	0	0	0	.000
Tavarez, E, P	0	0	0	0	0	0	0	.000	Villaroel, P	0	0	0	0	0	0	0	.000
Mejia, Ru, P	0	0	0	0	0	0	0	.000	Bonilla, P	0	0	0	0	0	0	0	.000
Rivera, P	0	0	0	0	0	0	0	.000	Florentino, P	0	0	0	0	0	0	0	.000
Corpas, J, P	0	0	0	0	0	0	0	.000	Vargas, P	0	0	0	0	0	0	0	.000
Totals	36	4	8	4	4	13	21	.200	Totals	30	7	7	5	8	7	19	.205

BATTING

2B: Gomez, Ja 2 (2, Zarzuela, Villaroel), Quintana (2, Villaroel), Del Castillo (1, Vargas).

TB: Martinez, A; Quintana 2; Familia, A; Gomez, Ja 4; Del Castillo 3; Tejada, L.

RBI: Gomez, Ja 2 (2), Del Castillo (2), Tejada, L (1).

Runners left in scoring position, 2 out: Quintana 2; Tejada, L 2; Martinez, A.

Team RISP: 3-for-14.

Team LOB: 9.

BASERUNNING

SB: Martinez, A (2, 2nd base off Zarzuela/Pina, R).

CS: Filpo (1, 2nd base by Villaroel/Pina, R).

FIELDING

E: Del Castillo (1, throw), Martinez, A (1, pickoff), Quintana (2, fielding).

BATTING

2B: Blanco, Ju (2, Rivera).

TB: Blanco, Ju 2; Trinidad, R; De Oliveira; Ciprian; Pacheco; Sepulveda, E 2.

RBI: Ynojoso (1), Sepulveda, E (1), Blanco, Ju 2 (2), Trinidad, R (1).

2-out RBI: Sepulveda, E; Blanco, Ju 2; Trinidad, R.

Runners left in scoring position, 2 out: Pacheco 2; Blanco, Ju 2; Ciprian.

SF: Ynojoso.

Team RISP: 4-for-12.

Team LOB: 10.

BASERUNNING

SB: Blanco, Ju (3, 2nd base off Tavarez, E/Del Castillo), Ciprian (1, 2nd base off Mejia, Ru/Del Castillo), Trinidad, R (2, 3rd base off Mejia, Ru/Del Castillo).

FIELDING

E: Polanco (2, fielding), Blanco, Ju (1, fielding).

DSL Padres	IP	H	R	ER	BB	SO	HR	ERA	DSL Twins	IP	H	R	ER	BB	SO	HR	ERA
Tavarez, E (L, 0-1)	2.2	3	3	2	3	3	0	6.75	Zarzuela	3.0	3	0	0	1	5	0	1.50
Mejia, Ru	0.1	0	0	0	0	1	0	13.50	Villaroel (W, 1-0)	2.1	3	3	3	3	3	0	5.06
Rivera	1.1	2	4	4	5	2	0	18.00	Bonilla (H, 1)	1.2	0	0	0	0	2	0	0.00
Corpas, J	3.2	2	0	0	0	1	0	2.35	Florentino	1.0	0	0	0	0	2	0	0.00
Totals	8.0	7	7	6	8	7	0	6.75	Vargas	1.0	2	1	1	0	1	0	4.50
									Totals	9.0	8	4	4	4	13	0	3.86

WP: Rivera 3, Vargas.

HBP: Ciprian (by Tavarez, E), Sepulveda, E (by Rivera).

Groundouts-flyouts: Tavarez, E 2-2, Mejia, Ru 0-0, Rivera 1-1, Corpas, J 6-4, Zarzuela 2-1, Villaroel 0-3, Bonilla 1-2, Florentino 0-1, Vargas 1-1.

Batters faced: Tavarez, E 14, Mejia, Ru 1, Rivera 12, Corpas, J 14, Zarzuela 13, Villaroel 13, Bonilla 5, Florentino 3, Vargas 6.

Inherited runners-scored: Mejia, Ru 2-0, Corpas, J 3-0, Bonilla 2-0.

Umpires: HP: HP Umpire. 1B: 1B Umpire. 2B: . 3B: .

Weather: 80 degrees, sunny.

Wind: 5 mph, Varies.

T: 3:04

TEAM STATISTICS

International League

Rochester Red Wings Individual Statistics As of: 06/04/2010 11:23 PM

W-L Record: 21-34

Choose a highlighted category to sort. NOTE: Rate stats do not use qualifiers.

GI ---GAMES BY POSITION---

BATTERS	AVG	G	AB	R	H	2B	3B	HR	RBI	TB	BB	IBB	SO	SB	CS	OBP	SLG	OPS	SF	SAC	HBP	DP	1B	2B	3B	SS	OF	C	E	
de San Miguel, Allan	.106	16	47	4	5	0	0	1	3	8	5	0	21	0	0	.192	.170	.363	0	2	0	0	0	0	0	0	0	16	2	
* Dinkelman, Brian	.283	51	198	17	56	14	1	2	19	78	21	2	36	1	3	.357	.394	.751	0	2	2	2	0	7	0	0	42	0	3	
Fernandez, Jair	.000	4	8	0	0	0	0	0	0	0	1	0	4	0	0	.111	.000	.111	0	0	0	0	0	0	0	0	0	3	0	
# Gardenhire, Toby	.222	8	27	3	6	1	0	0	2	7	1	0	1	0	0	.250	.259	.509	0	0	0	0	0	8	0	0	0	0	4	
Hughes, Luke	.239	20	71	12	17	8	0	1	7	28	5	0	18	2	0	.299	.394	.693	0	1	1	3	0	15	3	0	0	0	1	
* Jones, Jacque	.315	33	108	13	34	7	0	1	11	44	8	0	25	2	0	.370	.407	.777	1	0	2	3	0	0	0	0	22	0	2	
* Lis, Erik	.188	26	85	8	16	3	0	2	10	25	7	0	23	0	0	.266	.294	.560	0	0	2	4	6	0	0	0	0	0	0	
Macri, Matt	.269	25	93	15	25	8	0	2	10	39	11	0	22	2	2	.352	.419	.772	0	1	1	1	3	13	3	0	6	0	2	
* Martin, Dustin	.293	51	188	26	55	8	2	5	39	82	18	0	40	5	4	.354	.436	.791	0	1	0	3	0	0	0	0	50	0	5	
# Morales, Jose	.246	19	69	7	17	4	0	0	5	21	11	0	16	0	0	.350	.304	.654	0	0	0	3	0	0	0	0	0	0	9	2
Peterson, Brock	.245	48	163	22	40	7	2	7	24	72	20	0	46	0	0	.333	.442	.775	1	1	2	6	47	0	0	0	0	0	4	
Plouffe, Trevor	.275	47	189	29	52	11	3	5	24	84	14	0	32	2	1	.337	.444	.781	1	3	4	5	0	0	2	45	0	0	9	
Ramos, Wilson	.221	33	136	12	30	7	0	4	13	49	5	0	26	0	1	.248	.360	.609	0	1	0	5	0	0	0	0	0	28	3	
Repko, Jason	.301	43	163	25	49	6	1	4	19	69	19	1	37	9	3	.378	.423	.802	1	2	2	4	0	0	0	0	43	0	0	
# Tolbert, Matt	.256	39	160	16	41	9	3	1	10	59	12	1	30	5	0	.306	.369	.675	1	1	0	2	0	18	3	11	8	0	7	
Valencia, Danny	.292	48	185	22	54	15	0	0	24	69	13	0	34	2	0	.343	.373	.716	1	0	2	6	0	0	45	0	0	0	4	
Team Total	.263	55	1890	231	497	108	12	35	220	734	171	4	411	30	14	.329	.388	.717	6	15	18	47							51	

PITCHERS	W	L	ERA	G	GS	CG	SHO	SV	SVO	IP	H	R	ER	HR	HB	BB	IBB	SO	BK	WP	GO/AO	DP	WHIP	AVG	AB	TBF	SF	GF	HLD
Delaney, Rob	5	3	4.60	25	0	0	0	3	29.1	27	15	15	4	1	9	1	33	0	3	0.67	2	1.23	.250	108	123	2	12	3	
DeVries, Cole	0	0	5.06	5	0	0	0	0	10.2	10	7	6	1	0	8	0	10	1	1	1.44	1	1.69	.250	40	49	0	2	0	
Fox, Matt	4	2	2.35	17	6	0	0	1	46.0	34	17	12	5	1	13	0	33	0	1	0.84	3	1.02	.204	167	182	1	4	1	
Guerra, Deolis	0	3	6.84	5	4	0	0	0	25.0	35	21	19	5	1	8	1	18	1	2	1.57	2	1.72	.337	104	116	2	0	0	
Hennessey, Brad	0	0	4.50	2	0	0	0	0	2.0	4	1	1	0	0	1	1	1	0	0	3.00	0	2.50	.444	9	10	0	1	0	
Herrera, Yoslan	0	3	6.08	6	6	0	0	0	26.2	33	19	18	3	2	15	0	14	1	2	1.24	6	1.80	.306	108	125	0	0	0	
Lahey, Tim	5	1	5.94	20	0	0	0	0	36.1	39	27	24	3	1	20	0	19	0	0	1.24	5	1.62	.285	137	161	2	3	0	
* Lugo, Jose	0	3	6.19	23	0	0	0	1	36.1	42	25	25	3	0	17	2	34	0	2	1.19	1	1.62	.290	145	164	2	5	5	
Manship, Jeff	3	2	3.64	10	10	1	1	0	54.1	63	24	22	4	1	13	1	45	1	1	1.38	6	1.40	.293	215	233	4	0	0	
* Maroth, Mike	0	2	1.64	3	3	0	0	0	11.0	12	8	2	2	0	3	0	11	0	1	1.10	0	1.36	.261	46	50	1	0	0	
* Mijares, Jose	0	0	27.00	2	0	0	0	0	1.2	6	5	5	1	0	1	0	2	0	0	0.00	0	4.20	.545	11	12	0	0	0	
* Mullins, Ryan	3	4	4.83	11	8	0	0	0	50.1	58	29	27	6	1	15	2	34	0	3	1.29	7	1.45	.290	200	220	2	0	0	
* Perkins, Glen	0	6	7.58	10	10	0	0	0	46.1	63	47	39	7	3	16	1	43	1	1	1.09	4	1.71	.325	194	219	3	0	0	
* Robertson, Tyler	0	1	5.40	1	1	0	0	0	5.0	6	3	3	0	1	2	0	6	0	0	3.00	0	1.60	.273	22	25	0	0	0	
Slama, Anthony	0	1	2.03	26	0	0	0	11	13	31.0	15	7	7	2	1	15	1	36	0	1	0.90	1	0.97	.142	106	122	0	20	0
Swarzak, Anthony	0	1	4.05	4	4	0	0	0	20.0	15	9	9	1	2	4	0	15	0	1	1.44	0	0.95	.205	73	80	1	0	0	
Waldrop, Kyle	1	0	1.40	23	0	0	0	2	2	38.2	30	11	6	2	2	8	1	25	1	1	2.56	7	0.98	.216	139	150	1	7	7
Zink, Charlie	0	2	12.75	3	3	0	0	0	12.0	15	18	17	2	1	19	0	3	0	0	0.50	0	2.83	.306	49	69	0	0	0	
Team Total	21	34	4.79	55	55	1	2	13	20	482.2	507	293	257	51	18	187	11	382	6	20	1.20	45	1.44	.271	1873	2110	21	54	16

KEY: * - lefthanded hitter/pitcher, # - switch hitter

TEAM STATISTICS

Eastern League

New Britain Rock Cats Individual Statistics As of: 06/04/2010 10:06 PM

W-L Record: 14-40

Choose a highlighted category to sort. NOTE: Rate stats do not use qualifiers.

GI ---GAMES BY POSITION---

BATTERS	AVG	G	AB	R	H	2B	3B	HR	RBI	TB	BB	IBB	SO	SB	CS	OBP	SLG	OPS	SF	SAC	HBP	DP	1B	2B	3B	SS	OF	C	E
Benson, Joe	.219	33	105	20	23	4	1	5	9	44	18	0	35	4	2	.346	.419	.766	1	0	3	3	0	0	0	0	32	0	2
Cates, Chris	.164	17	55	7	9	1	0	0	5	10	2	0	1	0	0	.193	.182	.375	0	1	0	2	0	0	0	17	0	0	0
# De Los Santos, Estarlin	.170	29	106	5	18	4	0	0	7	22	10	0	28	0	5	.248	.208	.455	0	2	1	2	0	2	0	27	0	0	10
de San Miquel, Allan	.270	13	37	6	10	3	0	0	7	13	8	0	15	0	0	.413	.351	.764	0	1	1	1	0	0	0	0	0	13	0
Dolenc, Mark	.277	40	119	14	33	2	2	1	12	42	12	0	39	6	5	.338	.353	.691	2	1	0	1	0	0	0	0	36	0	1
Fernandez, Jair	.174	7	23	3	4	1	1	0	1	7	0	0	10	0	0	.174	.304	.478	0	2	0	0	0	0	0	0	0	7	1
# Gardentire, Toby	.225	15	40	2	9	1	0	0	3	10	3	0	6	0	1	.295	.250	.545	0	1	1	1	3	5	6	0	0	1	4
Lehmann, Danny	.231	17	52	3	12	0	1	0	3	14	2	0	10	0	0	.268	.269	.537	1	2	1	2	0	0	0	0	0	17	2
* Lis, Erik	.282	19	78	9	22	2	0	5	17	39	7	0	19	0	0	.337	.500	.837	1	0	0	0	19	0	0	0	0	0	3
# Ortiz, Yancarlos	.273	25	55	4	15	1	0	0	4	16	7	0	12	0	0	.355	.291	.646	0	1	0	3	0	3	6	14	0	0	3
* Parmelee, Chris	.186	28	102	12	19	6	0	3	13	34	6	0	29	1	2	.241	.333	.574	2	0	2	2	18	0	0	0	7	0	3
Portes, Juan	.185	49	168	15	31	5	1	3	14	47	21	1	40	0	1	.285	.280	.565	1	1	3	8	0	0	23	0	22	0	5
Rams, Daniel	.071	4	14	0	1	1	0	0	1	2	0	0	9	0	0	.071	.143	.214	0	0	0	0	0	0	0	0	0	4	0
* Revere, Ben	.308	51	198	23	61	8	1	1	16	74	23	1	19	20	5	.388	.374	.761	2	2	4	1	0	0	0	0	49	0	1
* Robbins, Whitney	.146	16	48	3	7	1	0	0	4	8	5	1	5	0	1	.268	.167	.435	0	0	3	1	14	0	0	0	0	0	0
* Roberts, Brandon	.273	17	55	8	15	1	1	0	7	18	9	0	9	3	0	.397	.327	.724	1	2	3	2	0	0	0	0	16	0	0
# Singleton, Steve	.253	51	190	21	48	14	1	4	14	76	14	1	21	1	3	.308	.400	.708	2	1	2	2	0	45	1	2	0	0	7
# Solarte, Yangervis	.287	23	94	12	27	6	0	3	14	42	3	0	13	1	1	.306	.447	.753	1	1	0	6	0	2	22	0	2	0	1
Soto, Alexander	.250	16	56	5	14	4	0	0	4	18	3	0	11	0	1	.288	.321	.610	0	0	0	0	0	0	0	0	0	15	0
* Tosoni, Rene	.274	50	179	21	49	8	3	3	22	72	24	0	48	3	1	.368	.402	.771	2	2	4	1	1	0	0	0	7	0	0
Team Total	.241	54	1774	193	427	73	12	28	177	608	177	4	379	39	28	.317	.343	.660	16	20	28	38							51

PITCHERS	W	L	ERA	G	GS	CG	SHO	SV	SVO	IP	H	R	ER	HR	HB	BB	IBB	SO	BK	WP	GO/AO	DP	WHIP	AVG	AB	TBF	SF	GF	HLD
Allen, Michael	1	1	3.75	8	0	0	0	0	1	12.0	19	12	5	0	0	6	0	10	0	2	1.36	2	2.08	.339	56	62	0	3	0
Arias, Henry	0	1	11.42	6	0	0	0	0	0	8.2	18	11	11	1	1	6	0	4	0	0	1.63	3	2.77	.462	39	48	1	1	0
Arias, Santos	0	7	4.29	21	2	0	0	0	3	35.2	35	21	17	5	0	20	2	25	0	2	1.03	4	1.54	.259	135	158	1	11	1
Bromberg, David	2	4	3.72	10	10	0	0	0	0	55.2	64	25	23	1	2	28	0	39	0	0	0.60	5	1.65	.298	215	249	3	0	0
DeVries, Cole	1	3	5.93	13	1	0	0	1	2	27.1	31	21	18	4	2	11	0	25	0	2	1.45	2	1.54	.282	110	125	0	6	0
Gibson, Kyle	3	0	1.37	4	4	1	0	0	0	26.1	20	5	4	0	0	5	0	23	0	1	3.23	3	0.95	.208	96	102	0	0	0
Guerra, Deolis	1	1	3.07	5	5	0	0	0	0	29.1	28	12	10	2	0	4	0	21	0	0	1.13	2	1.09	.252	111	117	2	0	0
Gutierrez, Carlos	2	4	4.38	11	11	0	0	0	0	61.2	66	34	30	5	3	20	0	43	0	2	2.34	11	1.39	.280	236	265	4	0	0
Hirschfeld, Steve	0	0	4.91	3	0	0	0	0	0	3.2	3	3	2	0	1	2	0	2	0	0	0.50	0	1.36	.214	14	17	0	2	0
McCardell, Mike	0	5	4.13	11	11	1	0	0	0	65.1	73	34	30	7	3	21	0	31	0	5	0.66	5	1.44	.287	254	284	3	0	0
Province, Chris	1	1	6.21	23	0	0	0	4	7	33.1	38	23	23	2	2	20	1	22	0	4	2.95	3	1.74	.284	134	157	1	13	1
* Robertson, Tyler	0	5	4.66	10	10	0	0	0	0	48.1	60	30	25	4	4	21	1	33	0	2	1.68	7	1.68	.313	192	219	2	0	0
* Steedley, Spencer	1	2	2.55	9	0	0	0	0	0	17.2	12	5	5	0	1	7	0	18	0	1	1.13	0	1.08	.190	63	73	2	1	0
* Testa, Joe	1	4	8.25	21	0	0	0	0	1	24.0	28	25	22	3	2	16	0	21	0	1	0.92	1	1.83	.301	93	114	3	4	6
Van Mil, Loek	0	0	4.50	2	0	0	0	0	0	2.0	4	1	1	0	0	1	0	2	0	0	3.00	0	2.50	.400	10	11	0	1	0
Williams, Matthew	1	2	5.17	11	0	0	0	1	3	15.2	11	10	9	3	1	6	2	15	0	5	0.78	2	1.09	.193	57	65	0	10	0
Team Total	14	40	4.53	54	54	2	1	6	17	466.2	510	272	235	37	22	194	6	334	0	27	1.23	50	1.51	.281	1815	2066	22	52	8

KEY: * - lefthanded hitter/pitcher, # - switch hitter

TEAM STATISTICS

Florida State League

Fort Myers Miracle

Individual Statistics As of: 06/04/2010 10:53 PM EDT

W-L Record: 23-31

Choose a highlighted category to sort. NOTE: Rate stats do not use qualifiers.

GI ---GAMES BY POSITION---

BATTERS	AVG	G	AB	R	H	2B	3B	HR	RBI	TB	BB	IBB	SO	SB	CS	OBP	SLG	OPS	SF	SAC	HBP	DP	1B	2B	3B	SS	OF	C	E
Benson, Joe	.243	17	70	10	17	6	0	4	13	35	8	0	19	4	0	.338	.500	.838	0	0	2	1	0	0	0	17	0	1	
Bigley, Evan	.234	49	188	17	44	14	1	0	17	60	8	0	49	2	0	.265	.319	.584	3	0	1	8	0	0	0	47	0	0	
Cates, Chris	.202	33	104	12	21	1	0	0	7	22	9	0	7	3	0	.261	.212	.472	2	2	0	1	0	4	1	26	3	0	10
# De Los Santos, Estarlin	.305	16	59	9	18	2	0	0	2	20	10	0	13	5	0	.414	.339	.753	0	0	1	1	0	6	0	10	0	4	
Dozier, Brian	.283	13	46	6	13	2	0	0	6	15	9	0	5	1	2	.393	.326	.719	1	0	0	2	0	5	0	8	0	3	
Fernandez, Jair	.203	21	64	8	13	3	0	0	9	16	14	0	18	0	0	.363	.250	.613	0	0	2	1	0	0	0	0	0	21	4
Goncalves, Jonathan	.270	18	63	7	17	3	0	1	7	23	6	0	18	2	1	.333	.365	.698	2	0	1	0	0	0	0	0	18	0	2
Hanson, Nathan	.216	35	125	14	27	4	0	2	8	37	12	1	26	1	1	.285	.296	.581	0	0	0	1	29	0	7	0	0	0	1
* Harrington, Michael	.145	24	83	3	12	2	0	0	5	14	6	0	23	0	0	.211	.169	.380	0	0	1	4	9	0	0	0	15	0	2
* Herrmann, Chris	.234	41	154	14	36	10	0	1	12	49	11	0	32	3	1	.296	.318	.614	1	0	3	1	0	0	0	0	24	16	5
Kelly, Paul	.286	12	42	4	12	1	0	0	4	13	4	0	11	0	0	.348	.310	.657	0	0	0	3	1	0	0	0	11	0	2
* Parmelee, Chris	.348	18	66	7	23	0	1	2	13	31	11	0	11	0	1	.442	.470	.911	0	0	0	1	9	0	0	0	2	0	1
* Roberts, Brandon	.333	14	54	8	18	2	0	1	8	23	2	0	6	6	0	.368	.426	.794	0	0	1	1	0	0	0	0	14	0	0
Rohlfing, Daniel	.244	25	82	7	20	9	0	1	8	32	9	0	24	0	1	.326	.390	.716	0	1	1	0	0	0	0	0	2	19	5
Romero, Deibinson	.211	46	175	19	37	6	2	2	18	53	14	1	36	0	0	.275	.303	.577	2	0	2	6	9	0	19	0	0	0	6
# Romero, Nicholas	.196	39	143	15	28	6	1	1	14	39	11	0	37	3	0	.256	.273	.529	1	1	1	4	1	7	21	0	3	0	4
Santana, Ramon	.216	28	102	9	22	8	1	1	8	35	4	0	32	0	1	.266	.343	.609	0	1	3	1	0	2	0	0	18	0	0
# Solarte, Yangervis	.330	24	91	11	30	6	0	2	9	42	11	0	5	3	0	.408	.462	.869	0	1	1	4	0	7	9	3	4	0	5
* Thompson, Drew	.262	28	107	14	28	8	0	1	8	39	10	0	22	1	1	.322	.364	.687	1	0	0	4	0	27	0	0	0	0	9
Team Total	.240	54	1818	194	436	93	6	19	176	598	169	2	394	34	9	.309	.329	.638	13	6	20	42							67

PITCHERS	W	L	ERA	G	GS	CG	SHO	SV	SVO	IP	H	R	ER	HR	HB	BB	IBB	SO	BK	WP	GO/AO	DP	WHIP	AVG	AB	TBF	SF	GF	HLD
Allen, Michael	0	1	6.43	9	0	0	0	1	3	14.0	16	10	10	3	2	7	0	16	0	0	1.67	1	1.64	.296	54	64	1	4	2
Arias, Henry	0	0	21.00	2	0	0	0	0	0	3.0	7	10	7	1	1	3	0	4	0	2	4.00	1	3.33	.412	17	21	0	1	0
Blevins, Steven	1	1	6.46	9	0	0	0	1	1	15.1	21	11	11	0	0	5	0	12	0	0	1.27	1	1.70	.323	65	71	1	6	1
Bullock, Billy	0	3	2.63	20	0	0	0	9	10	27.1	29	8	8	1	3	14	1	36	0	2	1.79	4	1.57	.290	100	118	0	19	0
* Davis, Tony	0	0	3.07	15	0	0	0	1	1	29.1	29	13	10	1	2	18	0	19	0	0	1.39	2	1.60	.259	112	136	2	3	4
Gibson, Kyle	4	1	1.87	7	7	1	1	0	0	43.1	33	11	9	2	2	12	0	40	0	2	3.67	5	1.04	.213	155	169	0	0	0
* Gonzalez, Jose	0	0	0.00	3	0	0	0	1	1	5.1	4	2	0	0	0	0	0	5	0	1	0.57	0	0.75	.190	21	21	0	3	0
Hendriks, Liam	3	1	2.30	5	5	0	0	0	0	31.1	26	10	8	1	0	4	0	28	0	1	1.00	1	0.96	.222	117	122	1	0	0
Hunt, Shooter	1	2	5.20	17	2	0	0	2	3	36.1	27	25	21	2	4	25	0	42	0	10	1.86	4	1.43	.209	129	161	1	8	1
Lanigan, Bobby	2	1	2.67	6	6	0	0	0	0	30.1	26	13	9	2	1	4	0	28	0	2	1.38	4	0.99	.222	117	122	0	0	0
* Lobanov, Andrei	1	0	2.03	9	0	0	0	0	0	13.1	15	4	3	1	0	3	0	13	0	0	0.73	0	1.35	.278	54	58	0	3	1
* Mahay, Ron	0	1	1.93	4	0	0	0	0	1	4.2	5	1	1	0	0	1	0	4	0	0	9.00	1	1.29	.278	18	19	0	1	1
* Martin, Blake	1	2	5.40	15	3	0	0	0	0	35.0	50	26	21	3	0	13	0	28	0	6	1.00	4	1.80	.342	146	163	1	4	0
Neshek, Pat	0	0	13.50	2	0	0	0	0	0	2.0	3	3	3	0	0	2	0	2	0	0	0.33	0	2.50	.333	9	11	0	0	1
* Osterbrock, Daniel	2	4	3.75	6	6	0	0	0	0	36.0	38	23	15	3	2	10	0	25	0	0	0.88	2	1.33	.275	138	153	3	0	0
Pugh, Bruce	2	4	3.40	7	7	0	0	0	0	39.2	33	15	15	2	3	14	0	47	0	2	0.63	2	1.18	.228	145	164	1	0	0
Salcedo, Adrian	1	2	4.34	4	4	0	0	0	0	18.2	25	10	9	3	2	6	0	13	0	1	1.44	2	1.66	.333	75	85	2	0	0
* Tarsi, Michael	3	5	4.85	10	10	0	0	0	0	52.0	56	38	28	4	2	26	0	32	0	4	2.43	11	1.58	.272	206	234	0	0	0
Tippett, Brad	0	2	5.66	7	4	0	0	0	0	20.2	23	15	13	2	1	9	0	19	0	4	0.83	0	1.55	.267	86	97	1	0	1
Van Mil, Loek	0	1	4.50	3	0	0	0	0	0	4.0	4	2	2	0	2	0	0	6	0	0	5.00	2	1.00	.267	15	17	0	1	1
Williams, Matthew	2	0	2.30	7	0	0	0	0	1	15.2	16	4	4	2	0	3	0	19	0	0	0.93	2	1.21	.271	59	63	0	0	2
Team Total	23	31	3.90	54	54	1	5	15	21	477.1	486	254	207	33	27	179	1	438	0	37	1.37	49	1.39	.264	1838	2069	14	53	15

KEY: * - lefthanded hitter/pitcher, # - switch hitter

TEAM STATISTICS

Midwest League

Beloit Snappers Individual Statistics As of: 06/04/2010 10:52 PM

W-L Record: 27-28

Choose a highlighted category to sort. NOTE: Rate stats do not use qualifiers.

GI ---GAMES BY POSITION---

BATTERS	AVG	G	AB	R	H	2B	3B	HR	RBI	TB	BB	IBB	SO	SB	CS	OBP	SLG	OPS	SF	SAC	HBP	DP	1B	2B	3B	SS	OF	C	E
* Beresford, James	.246	51	187	16	46	5	1	0	14	53	12	0	26	5	5	.305	.283	.589	0	3	4	1	0	27	3	20	0	0	7
Dozier, Brian	.278	39	151	24	42	7	1	0	17	51	16	0	16	6	1	.347	.338	.685	0	3	0	3	0	3	3	32	0	0	7
* Gonzales, Michael	.150	36	113	12	17	2	0	6	16	37	18	0	49	0	0	.284	.327	.611	0	0	3	1	33	0	0	0	0	0	5
# Hicks, Aaron	.246	52	195	32	48	10	0	5	14	73	35	1	59	6	7	.359	.374	.734	1	2	0	0	0	0	0	0	50	0	1
Hidalgo, Anderson	.313	42	147	11	46	15	0	1	12	64	5	0	25	3	3	.340	.435	.775	2	2	2	3	1	0	40	0	0	0	8
* Liddle, Steven	.227	50	181	21	41	6	0	5	22	62	22	0	38	6	2	.307	.343	.650	2	1	0	4	14	0	0	0	34	0	4
* Lin, Wang-Wei	.181	38	105	21	19	0	0	1	7	22	20	1	23	5	3	.323	.210	.532	0	4	2	0	0	0	0	0	33	0	2
* McCallum, Derek	.241	8	29	3	7	3	0	0	3	10	4	0	9	3	0	.343	.345	.688	1	0	1	1	0	5	0	0	0	0	1
Morales, Angel	.253	51	178	27	45	9	4	3	24	71	16	0	56	16	5	.340	.399	.739	1	3	8	1	0	0	0	0	49	0	2
Pinto, Josmil	.237	37	131	20	31	9	0	4	20	52	5	0	14	2	2	.271	.397	.668	2	1	2	1	0	0	1	0	0	19	4
Rams, Daniel	.220	38	141	12	31	13	1	3	15	55	6	0	49	0	0	.257	.390	.647	0	1	1	4	12	0	0	0	0	18	2
# Santana, Daniel	.176	9	34	2	6	1	0	0	1	7	0	0	10	2	0	.200	.206	.406	0	0	1	0	0	6	0	3	0	0	5
Streich, Tobias	.133	24	75	7	10	4	1	0	4	16	13	0	22	1	0	.267	.213	.480	1	0	1	2	0	0	0	0	0	21	5
* Williams, Reggie	.200	39	120	9	24	4	1	2	16	36	6	1	26	3	4	.242	.300	.542	1	5	1	2	0	15	13	1	5	0	8
Team Total	.231	55	1787	217	413	88	9	30	185	609	178	3	422	58	32	.308	.341	.649	11	25	26	23							70

PITCHERS	W	L	ERA	G	GS	CG	SHO	SV	SVO	IP	H	R	ER	HR	HB	BB	IBB	SO	BK	WP	GO/AO	DP	WHIP	AVG	AB	TBF	SF	GF	HLD
Blevins, Steven	2	0	3.86	12	0	0	0	6	7	11.2	13	6	5	2	2	8	2	9	0	3	1.27	0	1.80	.283	46	58	0	8	0
Cardenas, Eliecer	2	0	2.95	9	0	0	0	0	0	18.1	20	7	6	0	0	11	1	19	0	3	0.74	1	1.69	.286	70	82	0	5	1
Garcia, Jhon	0	1	3.38	10	0	0	0	0	0	18.2	17	8	7	0	0	7	0	7	0	0	0.92	1	1.29	.243	70	78	0	3	1
Hendriks, Liam	2	1	1.32	6	6	0	0	0	0	34.0	16	6	5	0	1	4	0	39	0	2	1.30	0	0.59	.138	116	123	1	0	0
Hermesen, B.J.	1	1	4.76	4	4	0	0	0	0	22.2	25	13	12	1	1	7	0	11	0	1	1.35	3	1.41	.281	89	98	0	0	0
Holbrooks, Kane	2	2	1.38	23	0	0	0	7	11	32.2	27	8	5	2	1	8	1	46	0	2	1.78	2	1.07	.218	124	135	1	13	0
* Ibarra, Edgar	3	5	4.54	15	5	0	0	1	1	37.2	29	20	19	1	5	23	0	37	0	2	1.06	1	1.38	.218	133	164	2	3	1
Kennelly, Peter	0	2	6.43	16	2	0	0	0	1	28.0	28	26	20	2	0	19	0	26	1	6	1.12	3	1.68	.267	105	130	5	1	5
Munoz, Miguel	1	5	5.81	11	11	1	1	0	0	52.2	62	36	34	4	2	27	0	46	0	6	1.91	9	1.69	.305	203	234	0	0	0
* Osterbrock, Daniel	2	1	2.30	5	5	1	1	0	0	27.1	21	8	7	1	0	5	0	27	0	2	0.86	2	0.95	.208	101	106	0	0	0
Stillings, Brad	4	3	4.86	11	11	0	0	0	0	53.2	69	39	29	3	3	23	0	41	0	2	1.06	5	1.71	.315	219	252	4	0	0
Streich, Tobias	0	0	27.00	1	0	0	0	0	0	1.0	2	3	3	1	0	1	0	1	0	0	0.00	0	3.00	.400	5	6	0	1	0
Stuifbergen, Tom	4	0	1.47	8	6	0	0	0	0	36.2	32	6	6	1	0	9	0	36	0	2	1.29	3	1.12	.235	136	146	0	1	0
* Tone, Matthew	2	2	3.77	23	0	0	0	1	2	28.2	25	15	12	1	2	17	2	34	1	3	0.60	1	1.47	.238	105	125	1	11	4
Tonkin, Michael	0	3	2.67	5	5	0	0	0	0	27.0	26	14	8	0	6	5	0	15	0	3	1.38	4	1.15	.245	106	117	0	0	0
Tootle, Ben	0	1	7.64	13	0	0	0	0	1	17.2	22	17	15	1	2	12	0	14	0	6	0.77	0	1.92	.286	77	91	0	4	2
Watts, Dakota	2	1	2.31	21	0	0	0	2	5	35.0	22	10	9	2	5	23	2	39	0	7	1.91	4	1.29	.182	121	153	3	3	4
Team Total	27	28	3.74	55	55	2	8	17	28	483.1	456	242	201	22	30	209	8	447	2	50	1.19	39	1.38	.250	1826	2098	17	53	18

KEY: * - lefthanded hitter/pitcher, # - switch hitter

TEAM STATISTICS

Dominican Summer League

DSL Twins

Individual Statistics As of: 06/05/2010 11:14 AM

W-L Record: 2-2

Choose a highlighted category to sort. NOTE: Rate stats do not use qualifiers.

GI ---GAMES BY POSITION---

BATTERS	AVG	G	AB	R	H	2B	3B	HR	RBI	TB	BB	IBB	SO	SB	CS	OBP	SLG	OPS	SF	SAC	HBP	DP	1B	2B	3B	SS	OF	C	E		
# Arias, Victor	.500	1	2	1	1	0	0	0	0	1	2	0	1	2	0	.750	.500	1.250	0	0	0	0	0	1	0	0	0	0	0		
Blanco, Juan	.250	3	12	4	3	2	0	0	2	5	1	0	1	3	0	.308	.417	.724	0	0	0	0	0	2	1	0	0	0	1		
Ciprian, Ernesto	.200	2	5	1	1	0	0	0	0	1	1	0	1	1	0	.429	.200	.629	0	1	1	0									
* De Oliveira, Alexandre	.182	3	11	2	2	0	0	0	1	2	1	0	4	0	0	.231	.182	.413	1	0	0	0	3	0	0	0	0	0	0		
# Estaba, Pedro	.000	2	4	0	0	0	0	0	0	0	0	0	1	0	0	.000	.000	.000	0	0	0	1									
Gallardo, Felix	.250	2	4	1	1	0	0	0	1	1	0	0	0	0	0	.400	.250	.650	0	0	1	0	0	0	0	0	0	0	2	0	
Gonzalez, Erick	.000	1	5	0	0	0	0	0	0	0	0	0	3	0	0	.000	.000	.000	0	0	0	0	1	0	0	0	0	0	0	1	
Martinez, Felix	.000	1	2	0	0	0	0	0	0	0	0	0	1	0	0	.333	.000	.333	0	0	1	0	0	0	0	0	0	0	1	0	
# Mejia, Aderlin	.000	1	3	0	0	0	0	0	0	0	0	0	1	0	0	.400	.000	.400	0	0	2	0	0	0	1	0	0	0	0	2	
Ortiz, Kelvin	.556	3	9	2	5	0	0	1	1	8	3	0	3	2	1	.667	.889	1.556	0	0	0	0	0	0	0	0	0	0	3	0	0
* Pacheco, Adonis	.222	3	9	1	2	0	0	0	1	2	2	0	3	1	1	.364	.222	.586	0	0	0	0	0	0	0	0	0	0	3	0	0
Pina, Randy	.167	2	6	0	1	0	0	0	0	1	1	0	1	0	0	.286	.167	.452	0	0	0	0	0	0	0	0	0	0	0	2	1
# Polanco, Jorge	.167	3	12	0	2	0	0	0	0	2	1	0	2	0	1	.231	.167	.397	0	0	0	0	0	0	0	0	0	3	0	0	2
Sano, Miguel	.200	3	10	2	2	0	1	1	1	7	2	0	5	1	0	.333	.700	1.033	0	0	0	0	0	0	0	0	2	0	0	0	1
Sepulveda, Emilio	.500	3	4	2	2	0	0	0	1	2	4	0	0	1	0	.778	.500	1.278	0	0	1	0	0	0	0	0	0	2	0	1	
# Silva, Jhon	.333	1	3	0	1	0	0	0	1	1	1	0	0	0	1	.500	.333	.833	0	0	0	0	0	0	0	0	0	0	1	0	0
Trinidad, Romy	.083	3	12	0	1	0	0	0	1	1	1	0	1	2	1	.154	.083	.237	0	0	0	0	0	0	0	0	0	0	3	0	0
# Ynojoso, Jonatan	.000	2	4	2	0	0	0	0	1	0	4	0	2	0	0	.444	.000	.444	1	0	0	0	0	0	1	0	1	0	0	0	
Team Total	.205	4	117	18	24	2	1	2	11	34	24	0	30	13	5	.362	.291	.653	2	1	6	1								10	

PITCHERS	W	L	ERA	G	GS	CG	SHO	SV	SVO	IP	H	R	ER	HR	HB	BB	IBB	SO	BK	WP	GO/AO	DP	WHIP	AVG	AB	TBF	SF	GF	HLD
Bonilla, Sterling	0	0	0.00	1	0	0	0	0	0	1.2	0	0	0	0	0	0	0	2	0	0	0.50	0	0.00	.000	5	5	0	0	1
Florentino, Yeison	0	0	0.00	1	0	0	0	0	0	1.0	0	0	0	0	0	0	0	2	0	0	0.00	0	0.00	.000	3	3	0	0	0
Frias, Frank	0	1	9.00	1	1	0	0	0	0	2.0	3	5	2	0	0	3	0	0	1	2	0.25	0	3.00	.300	10	13	0	0	0
Jimenez, Jose	0	0	0.00	1	1	0	0	0	0	4.0	0	0	0	0	0	1	0	2	0	0	0.80	0	0.25	.000	12	13	0	0	0
Martinez, Edgar	0	0	9.00	2	0	0	0	0	0	3.0	6	7	3	0	1	1	0	0	0	0	0.50	0	2.33	.333	18	21	0	0	0
Suarez, Carlos	0	0	6.00	2	0	0	0	1	1	3.0	5	3	2	0	1	1	0	4	0	3	3.00	0	2.00	.385	13	15	0	2	0
Vargas, Javier	0	0	4.50	2	0	0	0	0	0	2.0	2	1	1	0	0	0	0	1	0	1	0.67	0	1.00	.222	9	9	0	2	0
Veras, Luis	0	0	3.00	1	0	0	0	0	0	3.0	5	1	1	0	0	0	0	1	0	0	3.00	1	1.67	.385	13	13	0	0	0
Villaroel, Orlando	1	0	5.06	2	1	0	0	0	0	5.1	4	3	3	0	1	5	0	6	0	0	1.25	1	1.69	.211	19	25	0	0	0
Villasana, Elias	0	1	4.50	1	0	0	0	0	0	4.0	5	2	2	0	0	1	0	3	0	1	3.00	0	1.50	.313	16	17	0	0	0
Zarzuela, Ezequiel	1	0	1.50	2	1	0	0	0	0	6.0	5	1	1	0	0	2	0	6	0	0	0.50	0	1.17	.227	22	25	1	0	0
Team Total	2	2	3.86	4	4	0	0	1	1	35.0	35	23	15	0	3	14	0	27	1	7	0.92	2	1.40	.250	140	159	1	4	1

KEY: * - lefthanded hitter/pitcher, # - switch hitter

LEAGUE STANDINGS

International League

International League North

	W	L	PCT	GB	Home	Away	Div	Streak	Last10
Syracuse Chiefs	32	22	.593	-	17-8	15-14	22-13	L1	5-5
Buffalo Bisons	31	24	.564	1.5	19-11	12-13	13-13	W1	4-6
Scranton/Wilkes-Barre Yankees	31	24	.564	1.5	19-11	12-13	12-10	L3	4-6
Pawtucket Red Sox	25	30	.455	7.5	17-13	8-17	11-11	L2	5-5
Rochester Red Wings	21	34	.382	11.5	11-16	10-18	9-17	L1	4-6
Lehigh Valley IronPigs	20	34	.370	12.0	10-15	10-19	11-14	L1	3-7

International League South

	W	L	PCT	GB	Home	Away	Div	Streak	Last10
Durham Bulls	32	23	.582	-	16-10	16-13	14-5	W3	7-3
Gwinnett Braves	25	29	.463	6.5	14-14	11-15	11-12	W1	5-5
Charlotte Knights	24	32	.429	8.5	13-13	11-19	8-11	W2	5-5
Norfolk Tides	24	32	.429	8.5	14-14	10-18	9-14	L3	4-6

International League West

	W	L	PCT	GB	Home	Away	Div	Streak	Last10
Columbus Clippers	35	21	.625	-	20-10	15-11	14-10	L1	7-3
Toledo Mud Hens	31	24	.564	3.5	16-12	15-12	14-9	W1	6-4
Indianapolis Indians	29	26	.527	5.5	13-12	16-14	10-13	W2	7-3
Louisville Bats	25	30	.455	9.5	14-13	11-17	8-14	W1	5-5

Eastern League

Eastern League Eastern

	W	L	PCT	GB	Home	Away	Div	Streak	Last10
New Hampshire Fisher Cats	34	22	.607	-	16-10	18-12	33-19	L2	6-4
Trenton Thunder	31	23	.574	2.0	18-10	13-13	17-16	L2	5-5
Portland Sea Dogs	28	26	.519	5.0	15-12	13-14	28-26	W2	5-5
Binghamton Mets	26	28	.481	7.0	13-13	13-15	12-15	W2	5-5
Reading Phillies	23	31	.426	10.0	16-13	7-18	13-11	L1	4-6
New Britain Rock Cats	14	40	.259	19.0	5-24	9-16	9-25	L7	1-9

Eastern League Western

	W	L	PCT	GB	Home	Away	Div	Streak	Last10
Altoona Curve	37	18	.673	-	15-11	22-7	30-17	W4	8-2
Bowie Baysox	28	27	.509	9.0	14-14	14-13	22-22	L2	6-4
Harrisburg Senators	28	27	.509	9.0	14-15	14-12	13-22	L1	6-4
Richmond Flying Squirrels	28	27	.509	9.0	15-13	13-14	14-20	W1	3-7
Erie SeaWolves	26	29	.473	11.0	12-12	14-17	22-16	W1	3-7
Akron Aeros	25	30	.455	12.0	10-18	15-12	13-17	W5	7-3

Florida State League

Florida State League North

	W	L	PCT	GB	Home	Away	Div	Streak	Last10
Dunedin Blue Jays	33	22	.600	-	12-14	21-8	20-15	W2	5-5
Lakeland Flying Tigers	31	23	.574	1.5	15-10	16-13	18-16	W1	5-5
Clearwater Threshers	30	25	.545	3.0	15-14	15-11	21-14	L3	4-6
Tampa Yankees	28	25	.528	4.0	13-13	15-12	17-18	W1	5-5
Daytona Cubs	25	30	.455	8.0	10-18	15-12	15-20	L1	5-5
Brevard County Manatees	19	34	.358	13.0	11-18	8-16	13-21	L2	3-7

Florida State League South

	W	L	PCT	GB	Home	Away	Div	Streak	Last10
Bradenton Marauders	31	23	.574	-	17-12	14-11	20-14	L1	5-5
Palm Beach Cardinals	30	23	.566	0.5	15-9	15-14	21-12	W3	8-2
Charlotte Stone Crabs	29	24	.547	1.5	14-10	15-14	17-16	W1	5-5
St. Lucie Mets	25	27	.481	5.0	13-12	12-15	16-18	L1	5-5
Fort Myers Miracle	23	31	.426	8.0	11-17	12-14	14-20	L2	4-6
Jupiter Hammerheads	18	35	.340	12.5	10-19	8-16	13-21	W2	5-5

Midwest League

Midwest League Eastern

	W	L	PCT	GB	Home	Away	Div	Streak	Last10
Lake County Captains	37	18	.673	-	19-11	18-7	33-18	W4	7-3
Great Lakes Loons	33	22	.600	4.0	14-14	19-8	31-20	L2	5-5
Lansing Lugnuts	30	24	.556	6.5	15-15	15-9	29-21	L2	4-6
Fort Wayne TinCaps	28	28	.500	9.5	17-14	11-14	27-25	L2	4-6
South Bend Silver Hawks	26	29	.473	11.0	14-15	12-14	23-28	W2	6-4
Bowling Green Hot Rods	22	32	.407	14.5	12-16	10-16	21-30	L2	5-5
Dayton Dragons	22	33	.400	15.0	15-15	7-18	20-31	W1	4-6
West Michigan Whitecaps	22	33	.400	15.0	13-16	9-17	20-31	W2	5-5

Midwest League Western

	W	L	PCT	GB	Home	Away	Div	Streak	Last10
Cedar Rapids Kernels	36	19	.655	-	18-4	18-15	33-18	W2	9-1
Quad Cities River Bandits	33	22	.600	3.0	18-7	15-15	31-20	W2	7-3
Clinton LumberKings	31	24	.564	5.0	17-10	14-14	30-22	L1	6-4
Peoria Chiefs	29	26	.527	7.0	17-8	12-18	28-23	L2	4-6
Beloit Snappers	27	28	.491	9.0	13-13	14-15	26-25	W1	2-8
Kane County Cougars	25	31	.446	11.5	14-12	11-19	22-30	W3	5-5
Wisconsin Timber Rattlers	20	35	.364	16.0	12-17	8-18	18-33	L1	3-7
Burlington Bees	19	36	.345	17.0	9-16	10-20	17-34	L2	4-6

Dominican Summer League

Dominican Summer League Boca Chica Baseball City

	W	L	PCT	GB	Home	Away	Div	Streak	Last10
DSL Cubs1	4	0	1.000	-	2-0	2-0	4-0	W4	4-0
DSL Diamondbacks	3	1	.750	1.0	2-0	1-1	3-1	W1	3-1
DSL Reds	2	2	.500	2.0	2-1	0-1	2-2	W2	2-2
DSL Rockies	2	2	.500	2.0	2-2	0-0	2-2	L1	2-2
DSL Twins	2	2	.500	2.0	2-1	0-1	2-2	W1	2-2
DSL White Sox	1	2	.333	2.5	0-0	1-2	1-2	L1	1-2
DSL Orioles1	1	3	.250	3.0	0-1	1-2	1-3	L3	1-3
DSL Padres	0	3	.000	3.5	0-0	0-3	0-3	L3	0-3

MINOR LEAGUE CLIPS

Draft Preview: Twins may go pitching route **Minnesota eyeing hurlers who throw lefty or have velocity**

By Kelly Thesier / MLB.com – 6/4/10

One look at the Twins' current 25-man roster and it's easy to see the impact that the Draft has had on the ballclub. Many of its stars, including Joe Mauer, Justin Morneau, Michael Cuddyer and Denard Span were all scouted and brought into the organization through the Draft.

And with this year's First-Year Player Draft looming, the club will once again try to find an impact player from the amateur ranks with the No. 21 pick overall.

MLB.com will offer live coverage and analysis of the entire First-Year Player Draft from Monday through Wednesday on MLB.com/Live. The first round and Compensation Round A will be broadcast live on MLB.com and MLB Network on Monday, beginning with the Draft preview show at 5 p.m. CT.

MLB.com Draft expert Jonathan Mayo will join Greg Amsinger, Harold Reynolds, John Hart, Peter Gammons and Baseball America executive editor Jim Callis on Monday's broadcast.

Coverage for rounds 2-50 will shift exclusively to MLB.com/Live. Rounds 2-30 will be streamed on Tuesday, beginning at 11 a.m., and rounds 31-50 will be streamed on Wednesday, starting at 11 a.m. Host Pete McCarthy will be joined by Mayo and former general manager Jim Duquette.

Here's a glance at what the Twins have in store as the Draft approaches:

In about 50 words

The Twins have only one pick on Day 1 of the Draft. This year's Draft is considered to have some high-profile talent near the top of the first round, but it's unclear as to the strength once you drop past those early picks. Unlike previous years, Minnesota doesn't have any extra picks in the first few rounds so there won't be as many opportunities for the club to try to get some steals.

The scoop

"You have to try to take the guys that you have the most confidence in, no matter where you are picking in the Draft or what the strengths or weaknesses of the Draft are. There are no teams that have too many guys at one position. I'm not sure we'd want to spend a whole lot of money on a catcher in the first round. We kind of did that already with Joe, and we've got a couple guys below him. So there are certain things that each of us will do just because of our situations. But you've got to try to bring in the organization the guys in which you have most conviction. So we won't stray too far from that." -- *Twins vice president of players personnel Mike Radcliff*

First-round buzz

Radcliff said that there is no real consensus on the strength of this year's Draft. No one certain group seems to stand out, whether it's position players or pitchers, college kids or high school players. That's left the Twins to try and figure out the best player who will be remaining when they pick at the No. 21 position. Minnesota has been all over the board in the past -- selecting three high school outfielders and a college pitcher with its first pick over the past four Drafts. Various projections have the club taking a college pitcher such as right-hander Alex Wimmers from Ohio State University or righty Brandon Workman from the University of Texas. There has also been a few high school athletes mentioned who could interest the Twins, such as Reggie Golden, a raw but tooled outfielder from Alabama, or Josh Sale, a power-hitting outfielder from Seattle.

Shopping list

The Twins' farm system has seen its pitching staff depleted by injuries and some departures so far this season, and selecting plenty of arms in the Draft has been a trend for the club in the past. As Radcliff said, there can never be enough pitching for any organization. But adding depth throughout the organization is a goal. In the past, the team has tried to address other areas such as the middle infield as well as adding power bats. For Minnesota, the Draft is always about trying to add quality players at a number of positions.

Trend watch

The Twins aren't a team that can be pinned down in terms of tendencies. Minnesota has definitely lived by its motto of taking the best player available when it's made its selections in the Draft. That being said, the club has a history of drafting well when it comes to pitching talent. And the Twins could be looking once again to find starting pitchers, arms with velocity and some left-handers to bring into the organization.

Recent Draft History

Rising fast

Last year's first-round pick, Kyle Gibson, has certainly been turning a lot of heads in his first professional season. After sitting out the end of the 2009 season while letting a stress fracture in his forearm heal, the right-hander has already earned one promotion this season after starting the year 4-1 with a 1.87 ERA in seven starts at Class A Fort Myers. Gibson is now at Double-A New Britain -- a move made in part due to injuries within the system -- and he has been tagged as a pitcher who could move quickly through the system. Just don't expect to see him in the Majors this year as Gibson's innings count will be monitored.

Cinderella story

Right-handed reliever Anthony Slama was a 39th-round pick of the Twins in the 2006 First-Year Player Draft. And now, Slama is right on the doorstep of the Majors. Slama has been putting up solid numbers at Triple-A Rochester this season, posting a 2.03 ERA while recording 11 saves and striking out 36 in 31 innings. The Twins want Slama to work a bit on his control -- having issued 15 walks -- but with some deception to his delivery, the reliever certainly could find himself in Minnesota at some point in the future.

In The Show

None of the Twins' picks from the past three Drafts have made it yet to Minnesota.

Toledo Mud Hens hold off Rochester Red Wings

By Kevin Oklobzija / democratandChronicle.com – 6/5/10

Nearly 10,000 fans packed into Frontier Field on Friday night, but not everyone came to cheer for the Rochester Red Wings.

At least one fan, Bill Ketchner, made the drive from Wellsville in Allegany County to watch the Toledo Mud Hens' starting pitcher.

His grandson, Ryan Ketchner, put on a show, too.

Despite an average fastball, the left-hander changed speeds effectively for six scoreless innings for the victory as the Mud Hens held off the Red Wings 5-4.

"I was a little disappointed with the way we swung the bat early," said acting Wings manager Floyd Rayford. Manager Tom Nieto returned home to Florida to attend his son's high school graduation.

"We had him at 84 (mph) to 87 most of the night; he wasn't overpowering, but we didn't hit him," Rayford said.

Ketchner, 28, was born in Wellsville but didn't live there long. His family moved to Florida when he was 1.

Until Sunday, when Toledo visited Buffalo, Ketchner (2-2) had never pitched in western New York. He has now made two starts in six days.

That's one too many as far as the Red Wings are concerned.

Ketchner allowed only four hits, walked one and struck out three. A 10th-round draft pick of the Seattle Mariners in 2000, he is pitching for his fifth organization but has never appeared in a major league game.

"He's the kind of guy who keeps guys off balance great and hits his spots," said Mud Hens left fielder Ryan Strieby, who went 4-for-4 and drove in two runs.

The Wings were baffled by Ketchner.

"It's starting to be a little trend, we're not coming out and hitting the ball the way we should," Rayford said.

"I like their (the Mud Hens) philosophy. They come out and jump on the fastball. (Trevor) Plouffe, he missed one right down the middle (striking out on the fastball in the first inning). He should have hit that ball across the street."

Wings starter Ryan Mullins (3-4) nearly matched Ketchner. He allowed five hits and one run in four innings before leaving due to a pitch-count limitation. Mullins hadn't pitched since May 19 due to elbow tendinitis.

Reliever Deolis Guerra inherited a 1-0 deficit to start the fifth but wasn't effective. He couldn't escape a bases-loaded jam, yielding a two-out, two-run single to Strieby, then allowed single runs in the sixth and seventh.

Down 5-0, the Wings scored three times in the seventh off Brendan Wise.

In the ninth they put runners on second and third with one out, but Mud Hens closer Jay Sborz survived for his 12th save in 12 chances.

He allowed a run on Dustin Martin's grounder to short and struck out Toby Gardenhire to end the game.

Seventh straight loss for Cats

By Ken Lipshez / BristolPress.com – 6/4/10

NEW BRITAIN — For the second straight game, the New Britain Rock Cats forced extra innings.

For the second straight game, an opposing hitter led off the 10th inning with a home run.

For the seventh straight game, the Rock Cats came up empty.

Reese Havens belted his second homer of the game Friday night to send the Binghamton Mets to a 4-3 win over the cursed Cats before a Fireworks Night crowd of 7,605 at New Britain Stadium.

The Rock Cats (14-40) dropped a one-run game to Altoona Thursday night after Alex Presley's round-tripper.

Havens, a left-handed hitting second baseman whom the Mets drafted first in 2007, has five homers in 11 Double-A games since his May 15 promotion from Class A St. Lucie. He connected on a 2-1 pitch from Santos Arias (0-7).

Clint Everts (3-1), the Mets' fourth pitcher of the night, cinched the win in the home 10th by retiring the Rock Cats in order with two strikeouts and a bouncer to first. He pitched out of a jam in the ninth when he struck out Rene Tosoni with the bases loaded and two out.

The Rock Cats managed just four hits but received seven walks (two intentional) and a hit batsman. New Britain pitching limited Binghamton to six hits.

Binghamton posted a pair of runs off Tyler Robertson in the third inning.

Kirk Nieuwenhuis drew a one-out walk and trotted home on Havens' first homer of the game.

Meanwhile, the Rock Cats' hitters struggled to put anything together against the B-Mets' Josh Stinson. They broke through for a run in the third when Chris Cates walked, took second on Ben Revere's fielder's choice grounder and scored on a single to left by Brandon Roberts.

The hit was one of only two allowed by Stinson, who entered the fray eighth in the league with a 3.09 ERA. But with one out in the sixth, the 22-year-old righthander walked Roberts and Tosoni and gave way to Scott Shaw.

Erik Lis (2-for-5) greeted him with the equalizer – a single to left-center – that allowed Roberts to score. The throw from Lucas Duda skirted past catcher Mike Nickeas enabling the baserunners to move into scoring position. Steve Singleton received an intentional pass. Jair Fernandez pushed the count full but struck out swinging to leave the bases loaded.

Robertson turned in a quality start, yielding just two runs on three hits in six innings while walking two and striking out five. Reliever Cole DeVries retired the side in order in the seventh, the fourth straight frame that Mets hitters went 1-2-3 out.

But Jose Coronado broke up a string of 14 consecutive outs with a leadoff single in the eighth. Walks to Havens and Nick Evans loaded the bases and Lucas Duda gave the Mets a 3-2 lead with a single to left. DeVries left them loaded with two groundouts.

The Rock Cats manufactured the tying run in the home half. Roberts worked a walk off third Binghamton pitcher Derrick Ellison and advanced to second on Tosoni's sacrifice. Lis skied to deep center but Yangervis Solarte delivered a looping single to bring Roberts home.

Arias walked D.J. Wabick leading off the Binghamton ninth but stranded him on third. The Rock Cats loaded the bases in the home half but Everts fanned Tosoni to force extra innings.

CATS TALES: Former Reds general manager and Twins executive Wayne Krivsky, now special assistant to Mets general manager Omar Minaya, was in attendance. ... Tonight's probables – B-Mets LHP Eric Niesen (0-2, 3.43) vs. Cats RHP Kyle Gibson (3-0, 1.37).

Blue Jays take series finale with Miracle, 12-6

By Staff / NaplesNews.com – 6/4/10

The Dunedin Blue Jays pounded out 15 hits Friday night in a 12-6 victory over the Fort Myers Miracle at Hammond Stadium.

The Jays (33-20) and Miracle (23-31) finished their four-game series with a split, with Dunedin winning the final two.

Mike McDade hit a solo home run in the second to kick things off, then Dunedin added three two-out runs in the third.

Fort Myers answered back with three runs in the bottom of the third, with runs coming in on RBI singles from Jhonthan Goncalves and Chris Parmelee and a sacrifice fly from Brian Dozier. Evan Bigley's RBI double then tied the game an inning later.

Dunedin came right back with a four-run rally for an 8-4 lead in the fifth to slam the door. The Blue Jays added three more in the seventh against Minnesota Twins reliever Pat Neshek, who is on a rehab stint.

The Miracle now travel to Lakeland for a four-game series starting at 6 p.m. Saturday with the Flying Tigers.

Eight-run 9th powers Snappers past Tincaps **Beloit inches back within game of .500**

By Staff / BeloitDailyNews.com – 6/5/10

FORT WAYNE, Ind. — The Beloit Snappers picked up their second win on their 12-game road trip with a 12-4 romp over Fort Wayne on Friday night at Parkview Field.

The win snapped a four-game losing streak for a team that has lost 12 of its last 14 games.

The Snappers (27-28) did it with offense on Friday night, jumping out to an early lead, while continuing to pile on the run support.

Beloit had a 4-3 lead heading into the ninth inning before scoring eight runs in the top of the ninth to pull away for good.

The Snappers ran out to a 3-0 lead in the fourth inning thanks to an Anderson Hidalgo RBI single and a two-run home run by Josmil Pinto.

The Tincaps countered with two runs in the sixth before Beloit added on with another run in the seventh following an Angel Morales RBI groundout.

Beloit would put an exclamation point at the end of its offensive outburst in the ninth inning.

Wang-Wei Lin got the scoring binge started when he drove in Daniel Santana from third base.

Aaron Hicks and James Beresford followed with back-to-back singles that plated Lin after a Fort Wayne error.

Morales walked to load the bases with one out, setting up Liddle for a two-run single that extended the Snappers' advantage to 7-3.

The Snappers would load the bases for the second time in the inning when Danny Rams singled.

A pair of Fort Wayne wild pitches scored Liddle and Morales before Pinto knocked out his second homer of the game and his fourth on the season to cap off the eight-run frame.

The Snappers pounded out 16 hits.

Brad Stillings was the beneficiary of all the offense, pitching six innings, while allowing two earned runs with seven strikeouts and five walks.

Kane Holbrooks picked up his seventh save of the season, pitching the final 2 1/3 innings.

Beloit will wrap up its three-game series and 12-game road trip Saturday and Sunday in Fort Wayne.