




# OAKLAND ATHLETICS

## Minor League Report

Oakland Athletics Baseball Company • 7000 Coliseum Way • Oakland, CA 94621  
510-638-4900 • Public Relations Facsimile 510-562-1633 • www.oaklandathletics.com

Tuesday, June 8, 2010




**SACRAMENTO RIVER CATS**  
Triple-A – Pacific Coast League  
Manager: Tony DeFrancesco

**Yesterday:** Loss at Fresno, 6-5      **Standing:** 26-33, T-2<sup>nd</sup>, 12.5 GB  
**Today:** at Fresno      7:05 pm PT  
**Probables:** RHP Clay Mortensen (7-2, 4.30) vs. RHP Eric Hacker (7-3, 4.42)

### River Cats Notables

- **IF Adam Heether** went 3 for 4 with a double and scored twice yesterday and is now batting .385 (5 for 13) in four games since joining the River Cats.
- **OF Corey Wimberly** has hit safely in 12 of his past 13 games and is batting .278 (15 for 54) over that span...leads the Pacific Coast League with 24 stolen bases.
- **IF Chris Carter** is third in the PCL in home runs (13), tied for third in RBI (44) and is fourth in runs scored (40).
- **RHP Clay Mortensen** is tied for first in wins with seven.



**KANE COUNTY COUGARS**  
Single-A – Midwest League  
Manager: Aaron Nieckula

**Yesterday:** Off day      **Standing:** 26-32, 6<sup>th</sup>, 10.5 GB  
**Today:** vs. Fort Wayne      3:30 pm PT  
**Probables:** RHP Murphy Smith (1-0, 3.00) vs. RHP Jerry Sullivan (5-2, 3.15)

### Cougars Notables

- **IF Conner Crumbliss** ranks first in the Midwest League with 52 walks this season.
- **RHP Rob Gilliam** is fourth in innings pitched (68.2).
- **LHP Ian Krol** is third in both WHIP (0.92) and opponents batting average (.192) and is seventh in ERA (2.03).
- **C Max Stassi** is tied for fourth with eight home runs.
- **RHP Daniel Straily** ranks fourth in strikeouts with 66.



**MIDLAND ROCKHOUNDS**  
Double-A – Texas League  
Manager: Darren Bush

**Yesterday:** Win at Northwest Arkansas, 2-1      **Standing:** 26-30, 4<sup>th</sup>, 7.5 GB  
**Today:** Off day

### RockHounds Notables

- **RHP Travis Banwart** pitched six shutout innings yesterday to earn his fifth win of the season (2 h, 5 bb, 3 so)...is now third in the Texas League in innings pitched (72.1) and fourth in strikeouts (54).
- **OF Corey Brown** went 2 for 3 yesterday and has now hit safely in six of his past seven games with four multiple-hit showings over that stretch (.429, 12 for 28).
- **RHP Jared Lansford** earned his sixth save of the season yesterday, which is tied for third-most in the TL.
- **IF Jeff Baisley** has hit safely in 12 of his past 14 games and is batting .415 (22 for 53) over that span.
- **IF Alex Valdez** is tied for first in hits (64) and triples (5), is third in total bases (108), tied for third in extra-base hits (25) and runs (35), is fourth in RBI (35), fifth in slugging (.495) and sixth in hitting (.294, 64 for 218).



**VANCOUVER CANADIANS**  
Single-A (Short Season) – Northwest League  
Manager: Rick Magnante

Season begins June 18 at Eugene




**STOCKTON PORTS**  
Single-A – California League  
Manager: Steve Scarsone

**Yesterday:** Win vs. Bakersfield, 9-8      **Standing:** 25-33, 5<sup>th</sup>, 11.0 GB  
**Today:** vs. Bakersfield      7:05 pm PT  
**Probables:** LHP Ben Hornbeck (0-1, 3.14) vs. RHP Wilfredo Boscan (2-7, 5.46)

### Ports Notables

- **IF Grant Green** hit his third home run of the season yesterday and has now hit safely in 12 of his past 13 games...is batting .439 (25 for 57) over that span...is tied for second in the California League with 70 hits.
- **IF Tyler Ladendorf** went 4 for 4 with two RBI and scored twice yesterday and has now hit safely in seven of his past eight games (.314, 11 for 35).
- **IF Stephen Parker** hit his ninth home run of the season yesterday...ranks second in the CL with 37 walks.
- **RHP Shawn Haviland** ranks second with 70 strikeouts.



**ARIZONA A'S**  
Rookie – Arizona League  
Manager: Marcus Jensen

Season begins June 21 at Angels

### MINOR LEAGUE TRANSACTIONS

June 4	Placed Adrian Cardenas (SAC) on the Temporarily Inactive List
June 4	Activated Kyle Middleton (SAC) off the Temporarily Inactive List
June 5	Reinstated Dallas McPherson (SAC) from the DL
June 5	Placed Yusef Carter (MID) on the DL with an abdominal strain
June 6	Transferred Dusty Napoleon from KC to MID
June 7	Placed Justin Friend (MID) on the DL with a right elbow strain

Fresno Grizzlies (38-20) 6, Sacramento River Cats (26-33) 5  
June 7, 2010

	1	2	3	4	5	6	7	8	9	R	H	E
Sacramento	0	0	0	0	0	5	0	0	0	5	11	1
Fresno	0	0	0	5	0	1	0	0	x	6	7	1

Sacramento	AB	R	H	RBI	BB	SO	LOB	AVG
Wimberly, 2B	4	1	1	0	0	0	0	.281
Carson, CF	5	1	3	0	0	1	1	.293
Donaldson, C	5	1	1	3	0	2	3	.286
Carter, 1B	4	1	1	0	0	1	1	.238
Watson, M, LF	4	1	1	0	0	1	0	.295
Heether, 3B	4	0	3	2	0	0	0	.254
Taylor, M, RF	3	0	0	0	1	0	3	.226
Recker, DH	3	0	0	0	0	2	3	.220
a-McPherson, PH-DH	1	0	0	0	0	0	1	.314
Affronti, SS	3	0	0	0	0	0	3	.228
b-Powell, PH	1	0	1	0	0	0	0	.189
1-Sogard, PR	0	0	0	0	0	0	0	.286
Godfrey, P	0	0	0	0	0	0	0	.000
Middleton, K, P	0	0	0	0	0	0	0	.000
<b>Totals</b>	<b>37</b>	<b>5</b>	<b>11</b>	<b>5</b>	<b>1</b>	<b>7</b>	<b>15</b>	<b>.254</b>

Fresno	AB	R	H	RBI	BB	SO	LOB	AVG
Bond, 3B	3	0	1	0	0	0	0	.294
Graham, T, RF	4	1	1	0	0	3	1	.407
Bowker, LF	4	1	2	0	0	1	1	.333
Pill, 1B	3	2	1	0	0	0	1	.289
Velez, E, 2B	3	0	0	0	0	0	3	.321
Borchard, DH	3	1	1	1	0	0	1	.294
Copeland, CF	3	0	0	0	0	0	3	.248
Holm, C	3	1	1	4	0	0	1	.227
Boyer, SS	3	0	0	0	0	0	0	.173
Bumgarner, P	0	0	0	0	0	0	0	.400
Medders, P	0	0	0	0	0	0	0	.000
Edlefsen, P	0	0	0	0	0	0	0	.000
<b>Totals</b>	<b>29</b>	<b>6</b>	<b>7</b>	<b>5</b>	<b>0</b>	<b>4</b>	<b>11</b>	<b>.284</b>

a-Flied out for Recker in the 8th. b-Singled for Affronti in the 9th.  
1-Ran for Powell in the 9th.

**BATTING**

2B: Heether (8, Bumgarner), Carson (7, Bumgarner).  
HR: Donaldson (7, 6th inning off Bumgarner, 2 on, 0 out).  
TB: Wimberly; Carson 4; Donaldson 4; Carter; Watson, M; Heether 4; Powell.  
RBI: Donaldson 3 (36), Heether 2 (30).  
Runners left in scoring position, 2 out: Affronti 2; Carter; Donaldson.  
S: Wimberly.  
GIDP: Donaldson.  
Team RISP: 2-for-11.  
Team LOB: 7.

**FIELDING**

E: Wimberly (7, throw).  
DP: (Wimberly-Affronti-Carter).

**BATTING**

HR: Holm (4, 4th inning off Godfrey, 3 on, 2 out).  
TB: Bond; Graham, T; Bowker 2; Pill; Borchard; Holm 4.  
RBI: Borchard (32), Holm 4 (16).  
2-out RBI: Holm 4.  
S: Velez, E.  
GIDP: Bowker.  
Team RISP: 2-for-6.  
Team LOB: 2.

**BASERUNNING**

CS: Bond (3, 2nd base by Godfrey/Donaldson).

**FIELDING**

E: Velez, E (3, fielding).  
DP: (Velez, E-Boyer-Pill).

Sacramento	IP	H	R	ER	BB	SO	HR	ERA
Godfrey (L, 2-5)	6.0	7	6	5	0	2	1	4.41
Middleton, K	2.0	0	0	0	0	2	0	3.51
<b>Totals</b>	<b>8.0</b>	<b>7</b>	<b>6</b>	<b>5</b>	<b>0</b>	<b>4</b>	<b>1</b>	<b>3.97</b>

Fresno	IP	H	R	ER	BB	SO	HR	ERA
Bumgarner (W, 6-1)	6.1	9	5	5	1	4	1	3.13
Medders (H, 3)	1.2	1	0	0	0	1	0	4.91
Edlefsen (S, 4)	1.0	1	0	0	0	2	0	1.23
<b>Totals</b>	<b>9.0</b>	<b>11</b>	<b>5</b>	<b>5</b>	<b>1</b>	<b>7</b>	<b>1</b>	<b>3.78</b>

WP: Edlefsen.

HBP: Bond (by Godfrey), Pill (by Godfrey).

Pitches-strikes: Godfrey 80-56, Middleton, K 19-12, Bumgarner 83-53, Medders 19-12, Edlefsen 16-11.

Groundouts-flyouts: Godfrey 6-5, Middleton, K 1-2, Bumgarner 4-11, Medders 2-2, Edlefsen 1-0.

Batters faced: Godfrey 26, Middleton, K 6, Bumgarner 29, Medders 6, Edlefsen 4.

Inherited runners-scored: Medders 1-0.

Ejections: Fresno Grizzlies pitcher Madison Bumgarner ejected by 1B umpire Jeff Latter (7th).

Umpires: HP: Jason Arends. 1B: Jeff Latter. 2B: . 3B: Darren Budahn.

Weather: 87 degrees, partly cloudy.

Wind: 12 mph, Out to RF.

T: 2:08.

Att: 4,574.

Choose a highlighted category to sort. NOTE: Rate stats do not use qualifiers.

GI ---GAMES BY POSITION---

BATTERS		AVG	G	AB	R	H	2B	3B	HR	RBI	TB	BB	IBB	SO	SB	CS	OBP	SLG	OPS	SF	SAC	HBP	DP	1B	2B	3B	SS	OF	C	E
	<a href="#">Affronti, Michael</a>	.228	37	127	15	29	6	0	1	13	38	4	0	19	1	0	.258	.299	.557	0	3	1	0	0	0	0	36	0	0	5
*	<a href="#">Brown, Corey</a>	.156	34	109	14	17	3	2	2	14	30	7	0	30	2	0	.207	.275	.482	0	1	0	0	0	0	0	0	33	0	2
*	<a href="#">Cardenas, Adrian</a>	.228	31	114	14	26	3	0	1	10	32	9	1	17	1	1	.285	.281	.565	0	1	0	6	0	13	16	0	0	0	9
	<a href="#">Carson, Matt</a>	.293	33	123	25	36	7	2	6	19	65	13	0	26	9	3	.362	.528	.891	1	0	1	4	0	0	0	33	0	1	
	<a href="#">Carter, Chris</a>	.238	57	214	40	51	12	0	13	44	102	31	1	66	0	0	.340	.477	.817	4	0	4	3	55	0	0	6	0	9	
*	<a href="#">Cust, Jack</a>	.273	33	110	21	30	6	0	4	19	48	33	2	33	0	0	.444	.436	.881	0	0	1	2	0	0	0	13	0	1	
	<a href="#">Donaldson, Josh</a>	.286	37	133	24	38	10	1	7	36	71	17	0	27	2	0	.361	.534	.895	4	0	1	7	1	0	1	0	0	26	5
	<a href="#">Ellis, Mark</a>	.250	1	4	0	1	0	0	0	0	1	0	0	1	0	0	.250	.250	.500	0	0	0	0	0	1	0	0	0	0	
*	<a href="#">Harper, Brett</a>	.231	14	52	4	12	3	0	1	11	18	2	0	12	0	0	.286	.346	.632	0	0	2	0	4	0	0	0	0	1	
	<a href="#">Heether, Adam</a>	.385	4	13	0	5	1	0	0	2	6	2	0	3	0	2	.500	.462	.962	0	0	1	0	0	0	4	0	0	0	
T	<a href="#">Heether, Adam</a>	.254	54	197	30	50	8	1	9	30	87	25	1	38	2	3	.353	.442	.795	3	0	7	4	0	0	54	0	0	0	6
	<a href="#">Jernigan, Ryne</a>		1	0	0	0	0	0	0	0	0	0	0	0	0	0				0	0	0	0							
	<a href="#">Ladendorf, Tyler</a>	.100	4	10	0	1	1	0	0	0	2	1	0	2	0	0	.182	.200	.382	0	0	0	0	0	1	3	0	0	0	0
*	<a href="#">McPherson, Dallas</a>	.314	10	35	4	11	3	1	2	14	22	1	0	13	0	0	.351	.629	.980	0	0	1	0	2	0	5	0	0	0	0
1	<a href="#">Miller, Jai</a>	.118	10	34	2	4	0	0	0	1	4	3	0	19	3	0	.189	.118	.307	0	0	0	0	0	0	0	10	0	0	
	<a href="#">Napoleon, Dusty</a>	.231	5	13	2	3	1	0	1	1	7	5	1	4	0	0	.444	.538	.983	0	0	0	0	0	0	0	0	0	4	0
#	<a href="#">Powell, Landon</a>	.189	12	37	6	7	2	0	1	2	12	10	0	8	0	0	.362	.324	.686	0	0	0	2	2	0	0	0	0	5	1
	<a href="#">Recker, Anthony</a>	.220	30	100	10	22	5	1	3	10	38	8	0	25	0	0	.275	.380	.655	1	0	0	2	0	0	0	0	0	26	4
*	<a href="#">Sogard, Eric</a>	.286	58	206	33	59	8	1	1	22	72	30	0	21	5	3	.377	.350	.726	2	1	1	3	0	40	14	0	0	0	6
	<a href="#">Suzuki, Kurt</a>	.375	3	8	4	3	2	0	1	5	8	2	0	1	0	0	.500	1.000	1.500	0	0	0	1	0	0	0	0	0	3	0
	<a href="#">Taylor, Michael</a>	.226	43	159	21	36	9	4	2	25	59	14	1	31	5	2	.290	.371	.661	2	0	1	7	0	0	0	40	0	4	
	<a href="#">Tolleson, Steven</a>	.311	35	119	21	37	8	0	4	17	57	15	0	16	0	2	.399	.479	.878	1	2	3	1	0	2	11	15	6	0	7
*	<a href="#">Watson, Matt</a>	.295	11	44	9	13	4	0	4	10	29	4	0	4	0	0	.354	.659	1.013	0	0	0	2	0	0	0	10	0	0	
#	<a href="#">Wimberly, Corey</a>	.281	57	231	39	65	3	2	1	16	75	20	1	23	24	8	.366	.325	.691	0	8	11	7	0	4	8	12	36	0	7
	Team Total	.254	59	1995	308	506	97	14	55	291	796	231	7	401	52	21	.337	.399	.736	15	16	28	47							65
PITCHERS		W	L	ERA	G	GS	CG	SHO	SV	SVO	IP	H	R	ER	HR	HB	BB	IBB	SO	BK	WP	GO/AO	DP	WHIP	AVG	AB	TBF	SF	GF	HLD
*	<a href="#">Anderson, Brett</a>	0	0	6.00	1	1	0	0	0	0	3.0	6	2	2	0	1	1	0	1	0	0	1.33	0	2.33	.429	14	16	0	0	0
	<a href="#">Benacka, Michael</a>	1	2	6.59	10	0	0	0	0	1	13.2	8	11	10	2	1	11	0	17	0	2	1.30	1	1.39	.170	47	60	0	2	1
*	<a href="#">Blackley, Travis</a>	1	1	2.08	5	2	0	0	0	0	17.1	14	4	4	1	1	4	0	17	0	0	0.59	0	1.04	.215	65	71	1	0	0
*	<a href="#">Bowers, Cedrick</a>	1	1	2.75	18	0	0	0	0	1	19.2	11	6	6	0	1	11	0	29	0	0	0.76	1	1.12	.159	69	82	0	4	6
	<a href="#">Cahill, Trevor</a>	1	0	1.04	2	2	0	0	0	0	8.2	7	3	1	0	0	5	0	8	0	1	1.00	2	1.38	.226	31	36	0	0	0
	<a href="#">Demel, Sam</a>	2	0	1.04	19	0	0	0	5	6	26.0	19	5	3	1	1	8	0	27	0	1	1.13	1	1.04	.202	94	104	1	9	1
*	<a href="#">DiNardo, Lenny</a>	2	5	3.52	9	9	1	0	0	0	46.0	56	27	18	5	3	14	1	28	0	1	1.56	8	1.52	.303	185	203	0	0	0
	<a href="#">Godfrey, Graham</a>	2	5	4.41	12	11	0	0	0	0	63.1	58	39	31	4	6	32	1	52	0	1	0.52	5	1.42	.248	234	280	4	1	0
*	<a href="#">Halama, John</a>	1	1	4.00	3	3	0	0	0	0	18.0	23	12	8	4	0	5	0	6	0	0	2.75	6	1.56	.329	70	75	0	0	0
	<a href="#">Hernandez, Fernando</a>	0	5	6.75	15	4	0	0	2	3	33.1	46	36	25	5	3	10	0	32	0	4	0.74	1	1.68	.311	148	165	2	6	0
	<a href="#">Hunton, Jon</a>	2	0	2.32	21	0	0	0	0	1	31.0	30	11	8	3	0	11	1	18	0	1	0.85	2	1.32	.254	118	131	2	4	3
*	<a href="#">Kilby, Brad</a>	0	0	5.54	12	0	0	0	0	0	13.0	18	8	8	0	1	6	0	18	0	0	0.43	0	1.85	.327	55	63	0	3	2
	<a href="#">Mazzaro, Vin</a>	3	1	3.13	7	6	0	0	0	0	37.1	35	16	13	2	3	17	0	38	0	2	0.97	1	1.39	.245	143	164	0	0	0
	<a href="#">McBeth, Marcus</a>	0	1	6.75	13	0	0	0	0	2	13.1	17	13	10	2	0	13	0	14	0	2	0.73	2	2.25	.304	56	70	1	5	3
	<a href="#">Middleton, Kyle</a>	2	5	3.51	12	5	0	0	1	1	48.2	47	27	19	4	0	19	1	29	0	3	1.12	5	1.36	.260	181	203	0	3	1
	<a href="#">Mortensen, Clay</a>	7	2	4.30	11	11	0	0	0	0	69.0	74	42	33	6	0	25	1	49	0	8	2.00	10	1.43	.281	263	295	4	0	0
	<a href="#">Ramirez, Edwar</a>	0	1	7.45	9	0	0	0	0	0	9.2	12	8	8	2	0	4	1	7	0	1	0.50	0	1.66	.324	37	44	1	2	0
	<a href="#">Rodriguez, Henry</a>	0	2	2.40	14	0	0	0	6	8	15.0	8	7	4	1	0	7	1	22	0	4	0.77	0	1.00	.148	54	62	1	12	1
*	<a href="#">Sanchez, Jesus</a>	0	0	9.00	2	2	0	0	0	0	9.0	9	9	9	2	1	9	0	6	0	2	0.21	0	2.00	.290	31	42	1	0	0
	<a href="#">Souza, Justin</a>	0	0	8.00	5	0	0	0	0	0	9.0	8	11	8	2	1	6	1	7	0	0	0.43	0	1.56	.242	33	43	3	1	0
	<a href="#">Storey, Mickey</a>	1	1	5.54	11	0	0	0	1	1	13.0	15	10	8	3	0	5	0	14	1	1	0.79	0	1.54	.278	54	60	1	6	0
	<a href="#">Wuert, Michael</a>	0	0	0.00	4	3	0	0	0	0	4.2	4	0	0	0	1	3	0	3	0	0	1.20	1	1.50	.235	17	21	0	0	1
	Team Total	26	33	3.97	59	59	1	2	15	24	521.2	525	307	230																

Midland RockHounds (26-30) 2, Northwest Arkansas Naturals (32-23) 1  
June 7, 2010

	1	2	3	4	5	6	7	8	9	R	H	E
Midland	2	0	0	0	0	0	0	0	0	2	7	1
NW Arkansas	0	0	0	0	0	0	0	0	1	1	6	3

Midland	AB	R	H	RBI	BB	SO	LOB	AVG	NW Arkansas	AB	R	H	RBI	BB	SO	LOB	AVG
Holt, 2B	5	0	0	0	0	2	0	.280	Robinson, D, CF	4	0	0	0	0	0	3	.282
Valdez, A, 3B	5	1	2	0	0	0	0	.294	Giavotella, 2B	2	0	0	0	3	0	0	.267
Brown, C, CF	3	1	2	0	1	0	0	.367	Moustakas, 3B	5	0	2	0	0	2	6	.368
Baisley, DH	3	0	1	1	0	1	3	.373	Robinson, C, 1B	5	0	2	0	0	0	5	.274
Horton, SS	4	0	0	0	0	1	5	.245	Howell, C	4	0	0	0	0	2	5	.273
Gilbert, LF	3	0	1	0	1	1	2	.262	Mejia, DH	3	0	0	0	1	2	3	.261
Napoleon, C	3	0	1	0	1	0	3	.200	Orlando, RF	1	1	0	0	2	0	0	.299
Peterson, S, 1B	4	0	0	0	0	0	2	.232	Smith, T, LF	3	0	1	0	1	0	2	.316
Sulentic, RF	4	0	0	0	0	1	2	.227	Seratelli, SS	3	0	1	1	1	0	2	.267
Banwart, P	0	0	0	0	0	0	0	.000	Santiago, M, P	0	0	0	0	0	0	0	.000
Ray, J, P	0	0	0	0	0	0	0	.000	Hardy, R, P	0	0	0	0	0	0	0	.000
Lansford, P	0	0	0	0	0	0	0	.000	Chavez, P	0	0	0	0	0	0	0	.000
<b>Totals</b>	<b>34</b>	<b>2</b>	<b>7</b>	<b>1</b>	<b>3</b>	<b>6</b>	<b>17</b>	<b>.250</b>	<b>Totals</b>	<b>30</b>	<b>1</b>	<b>6</b>	<b>1</b>	<b>8</b>	<b>6</b>	<b>26</b>	<b>.283</b>

**BATTING**

2B: Valdez, A (13, Santiago, M), Baisley (11, Santiago, M), Napoleon (1, Santiago, M).

TB: Valdez, A 3; Brown, C 2; Baisley 2; Gilbert; Napoleon 2.

RBI: Baisley (15).

Runners left in scoring position, 2 out: Napoleon; Horton 4; Sulentic.

GIDP: Napoleon.

Team RISP: 1-for-12.

Team LOB: 9.

**BASERUNNING**

SB: Brown, C (2, 2nd base off Santiago, M/Howell).

CS: Gilbert (7, 2nd base by Santiago, M/Howell).

**FIELDING**

E: Napoleon (1, fielding).

DP: (Valdez, A-Holt-Peterson, S).

**BATTING**

TB: Moustakas 2; Robinson, C 2; Smith, T; Seratelli.

RBI: Seratelli (12).

Runners left in scoring position, 2 out: Howell; Seratelli; Moustakas 2; Mejia 2; Robinson, C 2.

S: Orlando; Robinson, D.

GIDP: Mejia.

Team RISP: 1-for-11.

Team LOB: 12.

**BASERUNNING**

SB: Orlando (7, 2nd base off Banwart/Napoleon).

**FIELDING**

E: Robinson, C 2 (7, fielding, throw), Robinson, D (6, fielding).

DP: (Seratelli-Giavotella-Robinson, C).

Midland	IP	H	R	ER	BB	SO	HR	ERA	NW Arkansas	IP	H	R	ER	BB	SO	HR	ERA
Banwart (W, 5-3)	6.0	2	0	0	5	3	0	3.24	Santiago, M (L, 4-5)	6.0	7	2	1	1	3	0	2.43
Ray, J (H, 3)	2.0	2	0	0	1	2	0	1.95	Hardy, R	2.0	0	0	0	2	1	0	6.20
Lansford (S, 6)	1.0	2	1	1	2	1	0	3.20	Chavez	1.0	0	0	0	0	2	0	7.62
<b>Totals</b>	<b>9.0</b>	<b>6</b>	<b>1</b>	<b>1</b>	<b>8</b>	<b>6</b>	<b>0</b>	<b>3.70</b>	<b>Totals</b>	<b>9.0</b>	<b>7</b>	<b>2</b>	<b>1</b>	<b>3</b>	<b>6</b>	<b>0</b>	<b>3.61</b>

WP: Ray, J.

HBP: Baisley (by Hardy, R).

Pitches-strikes: Banwart 89-51, Ray, J 32-21, Lansford 25-11, Santiago, M 87-57, Hardy, R 29-16, Chavez 13-9.

Groundouts-flyouts: Banwart 7-7, Ray, J 1-2, Lansford 1-0, Santiago, M 7-7, Hardy, R 5-0, Chavez 1-0.

Batters faced: Banwart 24, Ray, J 9, Lansford 7, Santiago, M 27, Hardy, R 8, Chavez 3.

Umpires: HP: Brett Robson. 1B: Kelvin Bultron. 2B: . 3B: Stu Scheurwater.

Weather: 75 degrees, cloudy.

Wind: 1 mph, Varies.

T: 2:52.

Att: 4,369.

Choose a highlighted category to sort. NOTE: Rate stats do not use qualifiers.

BATTERS	GI ---GAMES BY POSITION---																												
	AVG	G	AB	R	H	2B	3B	HR	RBI	TB	BB	IBB	SO	SB	CS	OBP	SLG	OPS	SF	SAC	HBP	DP	1B	2B	3B	SS	OF	C	E
<a href="#">Affronti, Michael</a>	.231	4	13	0	3	0	0	0	0	3	0	0	5	0	1	.286	.231	.516	0	0	1	0	0	0	0	4	0	0	0
<a href="#">Baisley, Jeff</a>	.373	28	102	10	38	11	1	2	15	57	13	1	26	2	1	.445	.559	1.004	2	0	2	2	9	0	15	0	0	0	0
* <a href="#">Brown, Corey</a>	.367	15	60	12	22	3	1	3	10	36	2	0	15	2	0	.381	.600	.981	1	0	0	1	0	0	0	0	14	0	0
<a href="#">Carter, Yusuf</a>	.206	41	131	13	27	5	1	1	8	37	12	1	37	4	0	.271	.282	.553	1	0	0	5	4	0	0	0	1	34	4
<a href="#">Chen, Yung Chi</a>	.168	28	101	11	17	5	2	0	9	26	7	0	14	0	0	.218	.257	.476	2	1	0	3	0	4	1	21	0	0	4
<a href="#">Gilbert, Archie</a>	.262	51	191	27	50	16	0	7	32	87	20	0	32	12	7	.335	.455	.790	2	0	2	2	0	0	0	0	44	0	1
* <a href="#">Holt, J.C.</a>	.280	17	75	11	21	1	1	0	7	24	2	0	20	2	0	.295	.320	.615	1	0	0	3	0	15	0	0	0	0	2
* <a href="#">Horton, Josh</a>	.245	27	106	13	26	3	3	0	9	35	13	0	14	0	2	.325	.330	.655	1	0	0	1	0	0	0	26	0	0	4
<a href="#">Kleen, Steve</a>	.197	39	132	13	26	6	0	4	20	44	14	1	33	1	1	.289	.333	.623	2	0	4	5	34	0	1	0	1	0	3
* <a href="#">Maiewski, Val</a>	.192	7	26	2	5	3	0	1	3	11	1	0	7	0	0	.222	.423	.645	0	0	0	2	0	0	0	0	5	0	0
* <a href="#">Mitchell, Jermaine</a>	.234	30	94	12	22	1	3	0	8	29	15	0	31	2	6	.342	.309	.651	1	0	1	1	0	0	0	0	20	0	3
* <a href="#">Napoleon, Dusty</a>	.200	2	5	0	1	1	0	0	0	2	2	0	0	0	0	.429	.400	.829	0	0	0	1	0	0	0	0	0	2	1
<a href="#">Ortiz, Gabriel</a>	.250	13	44	5	11	2	0	1	8	16	3	0	12	1	1	.313	.364	.676	0	0	1	1	1	0	0	0	0	13	0
* <a href="#">Peterson, Shane</a>	.232	52	185	24	43	6	0	2	21	55	21	0	41	6	2	.321	.297	.618	4	0	5	5	4	0	0	0	42	0	2
<a href="#">Recker, Anthony</a>	.211	11	38	8	8	1	0	1	3	12	7	0	12	1	0	.362	.316	.677	0	0	2	0	1	0	0	0	0	9	0
<a href="#">Richard, Michael</a>	.185	9	27	1	5	0	0	0	2	5	4	0	6	1	0	.290	.185	.476	0	0	0	0	0	4	0	3	0	0	3
* <a href="#">Sulentic, Matthew</a>	.227	52	181	26	41	6	1	1	16	52	27	1	49	5	3	.325	.287	.613	3	3	1	5	0	0	0	0	42	0	2
# <a href="#">Thomas, David</a>	.333	1	3	1	1	1	0	0	2	2	0	0	1	0	0	.333	.667	1.000	0	0	0	0	0	0	0	0	1	0	0
# <a href="#">Valdez, Alex</a>	.294	55	218	35	64	13	5	7	35	108	17	1	49	4	0	.353	.495	.848	2	0	4	6	0	10	41	2	0	0	6
# <a href="#">Weeks, Jemile</a>	.304	26	102	18	31	7	3	2	13	50	8	0	19	5	4	.368	.490	.859	1	0	3	0	0	26	0	0	0	0	4
<a href="#">Whitney, Matthew</a>	.095	6	21	1	2	0	0	0	1	2	4	1	8	0	0	.231	.095	.326	1	0	0	1	6	0	0	0	0	0	1
Team Total	.250	56	1855	243	464	91	21	32	222	693	192	6	431	48	28	.325	.374	.699	24	4	26	44							47

PITCHERS	W	L	ERA	G	GS	CG	SHO	SV	SVO	IP	H	R	ER	HR	HB	BB	IBB	SO	BK	WP	GO/AO	DP	WHIP	AVG	AB	TBF	SF	GF	HLD
<a href="#">Banwart, Travis</a>	5	3	3.24	12	12	0	0	0	0	72.1	60	30	26	7	3	26	0	54	0	4	1.14	5	1.19	.226	266	297	1	0	0
* <a href="#">Capra, Anthony</a>	4	6	4.09	11	11	0	0	0	0	50.2	40	25	23	4	3	32	0	44	0	4	1.24	5	1.42	.225	178	219	2	0	0
* <a href="#">Edell, Ryan</a>	1	0	0.98	4	4	0	0	0	0	18.1	14	2	2	0	1	5	0	8	0	2	0.74	1	1.04	.212	66	74	0	0	0
* <a href="#">Figueroa, Pedro</a>	1	5	4.75	11	11	0	0	0	0	60.2	68	35	32	3	1	26	1	49	4	3	1.44	3	1.55	.282	241	270	1	0	0
<a href="#">Friend, Justin</a>	1	1	3.69	17	1	0	0	0	2	31.2	39	19	13	0	1	21	1	25	0	2	1.13	3	1.89	.312	125	150	2	3	3
* <a href="#">Gordon, Derrick</a>	1	1	4.28	16	0	0	0	0	0	27.1	23	16	13	1	2	14	0	19	0	3	1.46	2	1.35	.225	102	122	2	2	2
* <a href="#">Hernandez, Carlos</a>	4	1	3.78	11	10	0	0	0	0	50.0	47	22	21	1	0	25	0	39	0	1	1.24	1	1.44	.253	186	214	1	1	0
* <a href="#">Hornbeck, Ben</a>	2	3	5.87	8	7	0	0	1	1	38.1	43	27	25	3	3	19	0	26	0	7	2.71	9	1.62	.289	149	173	2	1	0
<a href="#">Lansford, Jared</a>	2	0	3.20	17	0	0	0	6	6	19.2	19	7	7	0	0	11	0	15	0	2	2.42	5	1.53	.279	68	81	0	12	2
<a href="#">Leon, Arnold</a>	0	0	6.23	3	0	0	0	0	0	4.1	6	3	3	1	0	3	0	1	0	2	1.20	0	2.08	.333	18	22	0	0	0
<a href="#">Ray, Jason</a>	3	3	1.95	19	0	0	0	0	1	27.2	22	10	6	0	0	14	1	15	0	9	0.92	2	1.30	.218	101	119	4	5	3
<a href="#">Sattler, Daniel</a>	0	0	3.60	13	0	0	0	0	0	20.0	15	8	8	1	2	9	1	14	0	2	1.14	1	1.20	.208	72	85	0	8	3
<a href="#">Souza, Justin</a>	1	1	3.44	13	0	0	0	1	1	18.1	16	9	7	1	0	9	1	20	0	1	0.36	1	1.36	.235	68	79	1	5	1
<a href="#">Storey, Mickey</a>	0	2	2.79	12	0	0	0	2	3	19.1	12	7	6	3	0	4	1	21	0	1	1.12	1	0.83	.174	69	74	1	6	4
<a href="#">Vaughan, Beau</a>	1	3	2.20	21	0	0	0	6	8	28.2	28	11	7	0	1	6	2	27	0	1	0.90	0	1.19	.246	114	126	3	11	3
<a href="#">Wagner, Neil</a>	0	1	4.82	6	0	0	0	0	0	9.1	9	6	5	0	0	10	2	13	0	1	2.25	0	2.04	.250	36	46	0	2	1
Team Total	26	30	3.70	56	56	0	0	16	22	496.2	461	237	204	25	17	234	10	390	4	45	1.23	39	1.40	.248	1859	2151	20	56	22

KEY: \* - lefthanded hitter/pitcher, # - switch hitter

Stockton Ports (25-33) 9, Bakersfield Blaze (25-31) 8  
June 7, 2010

	1	2	3	4	5	6	7	8	9	R	H	E
Bakersfield	0	1	0	5	0	0	0	2	0	8	13	1
Stockton	3	0	0	0	0	0	2	3	1	9	14	1

One out when winning run scored.

Bakersfield	AB	R	H	RBI	BB	SO	LOB	AVG	Stockton	AB	R	H	RBI	BB	SO	LOB	AVG
Paisano, CF	5	1	3	0	1	0	1	.283	Mitchell, J, CF	3	1	1	0	2	0	0	.276
Stoneburner, 2B	6	1	2	2	0	0	2	.281	Green, SS	4	1	1	2	0	1	3	.307
Gradoville, C, DH	5	1	2	1	0	0	2	.259	Parker, S, 3B	4	2	1	1	1	0	1	.303
Whittleman, 1B	3	2	1	2	2	1	2	.353	Barfield, RF	5	0	1	0	0	1	0	.286
Felix, J, C	5	0	1	0	0	1	7	.280	Johnson, T, LF	4	1	1	0	1	1	0	.260
Mendonca, 3B	4	0	0	0	0	1	6	.236	Spina, 1B	5	1	2	0	0	2	3	.240
Morrison, LF	5	0	1	1	0	1	3	.219	Ladendorf, 2B	4	2	4	2	0	0	0	.276
Bianucci, RF	3	2	2	2	2	1	0	.224	Ortiz, R, C	4	1	2	3	0	0	3	.287
Bolden, RF	0	0	0	0	0	0	0	.227	Keough, DH	4	0	1	1	0	1	1	.235
James, A, SS	5	1	1	0	0	2	4	.320	Oseguera, P	0	0	0	0	0	0	0	.000
Schlact, P	0	0	0	0	0	0	0	.000	Deal, P	0	0	0	0	0	0	0	.000
Miller, J, P	0	0	0	0	0	0	0	.000	Carignan, P	0	0	0	0	0	0	0	.000
Hamburger, P	0	0	0	0	0	0	0	.000	De Los Santos, P	0	0	0	0	0	0	0	.000
<b>Totals</b>	<b>41</b>	<b>8</b>	<b>13</b>	<b>8</b>	<b>5</b>	<b>7</b>	<b>27</b>	<b>.265</b>	<b>Totals</b>	<b>37</b>	<b>9</b>	<b>14</b>	<b>9</b>	<b>4</b>	<b>6</b>	<b>11</b>	<b>.267</b>

**BATTING**

**2B:** Stoneburner (16, Oseguera), Gradoville, C (11, Oseguera).  
**HR:** Bianucci (5, 2nd inning off Oseguera, 0 on, 1 out), Whittleman (2, 8th inning off Carignan, 1 on, 1 out).  
**TB:** Paisano 3; Stoneburner 3; Gradoville, C 3; Whittleman 4; Felix, J; Morrison; Bianucci 5; James, A.  
**RBI:** Bianucci 2 (22), Stoneburner 2 (24), Gradoville, C (17), Morrison (13), Whittleman 2 (7).  
**2-out RBI:** Morrison; Bianucci.  
**Runners left in scoring position, 2 out:** Mendonca 2; Morrison 3; James, A 2; Paisano.  
**Team RISP:** 4-for-16.  
**Team LOB:** 12.

**FIELDING**

**E:** Stoneburner (14, throw).  
**DP:** (James, A-Stoneburner-Whittleman).

**BATTING**

**2B:** Mitchell, J (4, Schlact).  
**HR:** Green (3, 1st inning off Schlact, 1 on, 0 out), Parker, S (9, 1st inning off Schlact, 0 on, 0 out), Ortiz, R (5, 7th inning off Schlact, 1 on, 0 out).  
**TB:** Mitchell, J 2; Green 4; Parker, S 4; Barfield; Johnson, T; Spina 2; Ladendorf 4; Ortiz, R 5; Keough.  
**RBI:** Green 2 (24), Parker, S (30), Ortiz, R 3 (20), Ladendorf 2 (13), Keough (19).  
**2-out RBI:** Ladendorf; Ortiz, R; Keough.  
**Runners left in scoring position, 2 out:** Ortiz, R; Keough; Green 2.  
**GIDP:** Parker, S.  
**Team RISP:** 5-for-9.  
**Team LOB:** 9.

**BASERUNNING**

**SB:** Mitchell, J (4, 2nd base off Schlact/Felix, J), Ladendorf (8, 2nd base off Schlact/Felix, J).  
**CS:** Mitchell, J (3, 3rd base by Schlact/Felix, J).

**FIELDING**

**E:** Ladendorf (7, fielding).

Bakersfield	IP	H	R	ER	BB	SO	HR	ERA	Stockton	IP	H	R	ER	BB	SO	HR	ERA
Schlact	6.0	7	5	5	1	2	3	7.50	Oseguera	3.2	9	6	6	3	1	1	6.75
Miller, J (H, 3)	1.2	4	3	3	0	3	0	2.45	Deal	2.1	1	0	0	1	1	0	3.33
Hamburger (BS, 4)(L, 1-2)	0.2	3	1	1	3	1	0	3.09	Carignan	2.0	2	2	1	1	3	1	5.87
<b>Totals</b>	<b>8.1</b>	<b>14</b>	<b>9</b>	<b>9</b>	<b>4</b>	<b>6</b>	<b>3</b>	<b>4.05</b>	De Los Santos (W, 1-0)	1.0	1	0	0	0	2	0	3.09
									<b>Totals</b>	<b>9.0</b>	<b>13</b>	<b>8</b>	<b>7</b>	<b>5</b>	<b>7</b>	<b>2</b>	<b>4.75</b>

Schlact pitched to 2 batters in the 7th.

**WP:** Carignan 2.

**IBB:** Johnson, T (by Hamburger).

**HBP:** Ladendorf (by Schlact), Green (by Schlact), Mendonca (by Oseguera).

**Groundouts-flyouts:** Schlact 10-5, Miller, J 1-1, Hamburger 1-0, Oseguera 3-7, Deal 3-3, Carignan 2-1, De Los Santos 1-0.

**Batters faced:** Schlact 26, Miller, J 9, Hamburger 8, Oseguera 24, Deal 9, Carignan 10, De Los Santos 4.

**Inherited runners-scored:** Hamburger 2-1, Deal 3-2.

**Umpires:** HP: Justin Sassaman. 1B: Charles Billington. 2B: . 3B: .

**Weather:** 82 degrees, clear.

**Wind:** 13 mph, Out to LF.

**T:** 3:01.

**Att:** 1,377.

Choose a highlighted category to sort. NOTE: Rate stats do not use qualifiers.

		GI ---GAMES BY POSITION---																												
<b>BATTERS</b>		AVG	G	AB	R	H	2B	3B	HR	RBI	TB	BB	IBB	SO	SB	CS	OBP	SLG	OPS	SF	SAC	HBP	DP	1B	2B	3B	SS	OF	C	E
	<a href="#">Barfield, Jeremy</a>	.286	58	217	34	62	12	0	6	37	92	30	1	37	1	1	.365	.424	.789	5	1	0	8	0	0	0	0	56	0	3
*	<a href="#">Christian, Jason</a>	.162	12	37	5	6	0	0	0	2	6	7	0	10	1	1	.295	.162	.458	0	0	0	1	0	10	0	0	0	0	1
*	<a href="#">Crisotomo, Jose</a>	.192	9	26	1	5	0	0	0	2	5	1	0	4	0	1	.222	.192	.415	0	0	0	1	0	0	0	0	8	0	0
#	<a href="#">Crisp, Coco</a>	.833	2	6	2	5	0	1	1	3	10	1	0	0	0	0	.857	1.667	2.524	0	0	0	0	0	0	0	0	2	0	0
	<a href="#">Ellis, Mark</a>	.200	2	5	0	1	0	0	0	1	1	1	0	0	0	0	.286	.200	.486	1	0	0	0	0	2	0	0	0	0	0
	<a href="#">Green, Grant</a>	.307	57	244	36	75	15	3	3	24	105	14	2	59	3	5	.352	.430	.783	2	1	4	3	0	0	0	54	0	0	17
*	<a href="#">Horton, Josh</a>	.467	8	30	5	14	5	1	2	6	27	1	0	5	0	1	.484	.900	1.384	0	0	0	0	0	4	0	1	0	0	0
*	<a href="#">Johnson, Todd</a>	.260	24	96	17	25	4	0	2	8	35	8	1	22	4	1	.317	.365	.682	0	0	0	5	0	0	0	0	23	0	0
	<a href="#">Ka'aihue, Kala</a>	.167	23	66	11	11	4	0	3	12	24	20	1	19	2	0	.371	.364	.734	1	0	2	2	8	0	0	0	6	0	1
#	<a href="#">Keough, Shane</a>	.235	55	213	27	50	11	2	1	19	68	17	0	61	6	7	.301	.319	.620	2	1	4	3	0	0	0	0	51	0	4
	<a href="#">Ladendorf, Tyler</a>	.276	47	181	19	50	9	1	1	13	64	9	0	34	8	3	.314	.354	.668	2	0	2	5	0	37	1	2	8	0	7
*	<a href="#">Mitchell, Jermaine</a>	.276	19	76	13	21	4	2	1	6	32	12	0	18	4	3	.375	.421	.796	0	0	0	0	0	0	0	0	19	0	0
*	<a href="#">Napoleon, Dusty</a>	.000	6	13	0	0	0	0	0	1	0	4	0	8	0	0	.278	.000	.278	0	0	1	1	4	0	0	0	0	0	0
	<a href="#">Ortiz, Ryan</a>	.287	27	87	16	25	4	0	5	20	44	15	0	24	1	0	.398	.506	.904	0	1	1	1	0	0	0	0	0	26	3
#	<a href="#">Paramore, Petey</a>	.243	42	136	15	33	7	0	2	20	46	31	1	34	0	1	.381	.338	.719	1	0	0	2	1	0	0	0	0	32	1
*	<a href="#">Parker, Stephen</a>	.303	57	208	34	63	14	1	9	30	106	37	1	40	2	0	.413	.510	.922	3	0	4	4	1	1	52	0	0	0	10
	<a href="#">Richard, Michael</a>	.266	22	64	9	17	3	0	0	3	20	8	0	13	2	5	.356	.313	.669	0	1	1	1	0	9	0	2	0	0	4
	<a href="#">Spina, Michael</a>	.240	56	217	25	52	8	1	9	42	89	27	0	61	0	0	.324	.410	.734	2	0	1	6	41	2	4	0	0	0	10
#	<a href="#">Thomas, David</a>	.182	8	22	4	4	1	0	0	3	5	1	0	3	0	0	.250	.227	.477	0	0	1	0	0	0	0	0	7	0	0
	<a href="#">Whitney, Matthew</a>	.279	12	43	6	12	2	1	3	7	25	5	0	7	0	0	.380	.581	.961	0	0	2	2	6	0	2	0	0	0	3
	Team Total	.267	58	1990	279	531	103	13	48	259	804	250	7	460	34	29	.352	.404	.756	19	5	23	45							74
<b>PITCHERS</b>		W	L	ERA	G	GS	CG	SHO	SV	SVO	IP	H	R	ER	HR	HB	BB	IBB	SO	BK	WP	GO/AO	DP	WHIP	AVG	AB	TBF	SF	GF	HLD
*	<a href="#">Barham, Trev</a>	3	0	2.43	23	0	0	0	0	4	29.2	23	9	8	0	1	10	1	26	0	0	1.61	3	1.11	.221	104	118	3	4	4
	<a href="#">Carignan, Andrew</a>	2	2	5.87	13	0	0	0	0	2	15.1	13	15	10	2	2	15	0	24	0	4	2.33	0	1.83	.217	60	77	0	4	0
	<a href="#">Deal, Scott</a>	0	4	3.33	14	1	0	0	0	0	24.1	25	12	9	1	2	11	2	13	1	3	1.36	4	1.48	.258	97	111	1	3	0
	<a href="#">De Los Santos, Fautino</a>	1	0	3.09	9	0	0	0	0	0	11.2	13	4	4	0	0	2	0	16	0	0	1.00	0	1.29	.289	45	47	0	5	1
	<a href="#">Haviland, Shawn</a>	5	2	3.97	12	12	0	0	0	0	65.2	72	30	29	7	4	15	0	70	1	4	0.63	2	1.32	.278	259	282	3	0	0
	<a href="#">Hodsdon, Scott</a>	0	1	5.47	17	0	0	0	0	1	26.1	38	29	16	2	3	12	0	21	1	3	1.90	4	1.90	.322	118	136	1	3	1
*	<a href="#">Hornbeck, Ben</a>	0	1	3.14	3	3	0	0	0	0	14.1	9	6	5	3	0	7	0	19	0	2	2.29	1	1.12	.173	52	59	0	0	0
	<a href="#">Hunter, Brett</a>	1	0	6.23	9	0	0	0	0	0	8.2	9	6	6	2	0	7	1	15	0	2	0.43	0	1.85	.265	34	42	1	2	2
	<a href="#">Madsen, Michael</a>	0	1	4.50	1	1	0	0	0	0	4.0	5	3	2	0	0	4	0	5	0	0	2.00	1	2.25	.313	16	21	1	0	0
	<a href="#">McDaniel, Dan</a>	0	0	10.38	4	0	0	0	0	0	4.1	4	5	5	1	0	6	0	6	0	0	6.00	0	2.31	.235	17	23	0	3	0
	<a href="#">Murray, Justin</a>	4	3	3.95	11	10	1	0	0	0	57.0	65	25	25	6	1	26	1	45	0	2	1.35	4	1.60	.289	225	254	1	0	0
*	<a href="#">Oseguera, Paul</a>	0	1	6.75	2	2	0	0	0	0	10.2	14	8	8	2	2	5	0	7	0	0	0.92	2	1.78	.318	44	51	0	0	0
	<a href="#">Pina, Jose</a>	1	1	8.10	14	0	0	0	0	0	20.0	22	19	18	6	2	10	0	16	0	4	0.56	0	1.60	.278	79	94	2	3	4
*	<a href="#">Ramirez, Anivoris</a>	0	6	7.94	8	8	0	0	0	0	39.2	54	35	35	6	2	14	1	17	0	1	1.39	4	1.71	.329	164	185	3	0	0
	<a href="#">Sattler, Daniel</a>	0	1	2.35	8	0	0	0	2	3	7.2	5	2	2	0	1	3	0	8	0	0	2.50	1	1.04	.192	26	30	0	7	0
*	<a href="#">Sewell, Lance</a>	1	0	2.29	18	0	0	0	0	0	19.2	18	7	5	2	2	10	0	16	0	1	0.56	2	1.42	.243	74	88	0	4	2
	<a href="#">Smalley, Kenny</a>	2	4	5.60	11	10	0	0	0	0	54.2	52	35	34	11	0	30	0	45	0	5	1.00	3	1.50	.248	210	242	1	0	1
	<a href="#">Smith, Murphy</a>	3	5	6.19	10	9	0	0	0	0	48.0	72	38	33	4	3	12	1	34	0	6	1.19	4	1.75	.350	206	227	3	0	0
	<a href="#">Smyth, Paul</a>	2	1	1.64	21	0	0	0	8	11	33.0	19	6	6	0	0	7	2	32	0	2	1.50	0	0.79	.165	115	123	0	15	1
	<a href="#">Thomas, Daniel</a>	0	0	8.71	9	0	0	0	1	2	10.1	7	11	10	0	2	13	1	13	0	3	0.78	0	1.94	.189	37	52	0	4	2
	<a href="#">Wuertz, Michael</a>	0	0	0.00	2	2	0	0	0	0	3.0	3	0	0	0	0	0	0	3	0	0	0.20	0	1.00	.250	12	12	0	0	0
	Team Total	25	33	4.75	58	58	1	1	11	23	508.0	542	305	268	55	27	219	10	451	3	42	1.13	35	1.50	.272	1994	2274	20	57	18

KEY: \* - lefthanded hitter/pitcher, # - switch hitter

Choose a highlighted category to sort. NOTE: Rate stats do not use qualifiers.

		GI ---GAMES BY POSITION---																											
BATTERS	AVG	G	AB	R	H	2B	3B	HR	RBI	TB	BB	IBB	SO	SB	CS	OBP	SLG	OPS	SF	SAC	HBP	DP	1B	2B	3B	SS	OF	C	E
<a href="#">Affinito, Christopher</a>	.141	21	71	7	10	2	0	2	9	18	11	0	34	0	0	.250	.254	.504	2	0	0	1	1	0	0	0	0	2	2
* <a href="#">Aliotti, Anthony</a>	.256	54	176	27	45	10	0	1	27	58	40	0	55	5	1	.398	.330	.728	2	2	3	4	50	0	0	0	0	0	8
* <a href="#">Crumbless, Conner</a>	.237	54	194	37	46	9	1	1	21	60	52	0	38	11	5	.396	.309	.705	3	1	1	2	0	42	0	0	10	0	4
<a href="#">Dixon, Rashun</a>	.257	41	148	21	38	8	2	4	19	62	22	0	44	2	2	.358	.419	.777	1	0	2	1	0	0	0	0	38	0	1
<a href="#">Gil, Leonardo</a>	.228	54	206	31	47	12	2	6	34	81	16	0	48	2	2	.281	.393	.674	5	2	1	5	0	0	46	5	0	0	11
# <a href="#">Gilmartin, Michael</a>	.226	54	190	17	43	13	1	2	21	64	21	0	58	6	2	.313	.337	.650	2	3	4	4	0	0	0	53	0	0	13
<a href="#">Hernandez, Franklin</a>	.193	33	109	9	21	5	0	1	13	29	5	0	26	1	1	.235	.266	.501	0	1	1	4	11	0	0	0	16	0	6
<a href="#">House, Tyreace</a>	.232	44	151	32	35	2	0	0	9	37	36	0	34	9	5	.386	.245	.631	0	2	2	3	0	0	0	0	42	0	2
<a href="#">Levja, Nino</a>	.222	34	117	12	26	2	0	0	11	28	8	0	34	3	2	.272	.239	.511	0	2	0	3	0	17	13	0	0	0	2
* <a href="#">Napoleon, Dusty</a>	.400	2	5	0	2	1	0	0	0	3	4	0	2	0	0	.667	.600	1.267	0	0	0	1	0	0	0	0	1	0	0
<a href="#">Nunez, Juan</a>	.167	20	66	6	11	2	0	1	4	16	4	0	20	0	0	.214	.242	.457	0	0	0	1	0	0	0	0	0	19	6
<a href="#">Richard, Myrio</a>	.228	48	184	19	42	16	2	1	19	65	20	0	24	3	3	.313	.353	.666	1	0	3	3	0	0	0	0	46	0	4
<a href="#">Stassi, Max</a>	.249	48	185	25	46	10	0	8	29	80	17	0	62	3	2	.325	.432	.758	2	0	5	5	0	0	0	0	0	39	8
<a href="#">Walton, Kent</a>	.289	34	135	19	39	15	0	2	24	60	10	0	31	3	2	.344	.444	.789	3	0	3	4	0	0	0	0	27	0	1
Team Total	.233	58	1937	262	451	107	8	29	240	661	266	0	510	48	27	.330	.341	.671	21	13	25	41							83
PITCHERS	W	L	ERA	G	GS	CG	SHO	SV	SVO	IP	H	R	ER	HR	HB	BB	IBB	SO	BK	WP	GO/AO	DP	WHIP	AVG	AB	TBF	SF	GF	HLD
<a href="#">Christensen, Kyle</a>	0	2	6.92	5	2	0	0	0	0	13.0	13	10	10	0	3	6	0	4	0	1	1.13	0	1.46	.265	49	60	1	1	1
<a href="#">Garcia, Hector</a>	0	1	4.34	12	0	0	0	0	1	18.2	17	13	9	1	2	15	0	18	1	6	4.29	2	1.71	.233	73	91	0	5	1
<a href="#">Gilliam, Robert</a>	3	4	4.33	12	12	0	0	0	0	68.2	67	35	33	6	2	25	0	49	2	6	0.76	5	1.34	.264	254	288	4	0	0
<a href="#">Guzman, Jose</a>	3	1	3.91	18	0	0	0	4	6	23.0	22	14	10	1	0	8	0	29	1	2	1.31	0	1.30	.244	90	99	0	15	0
<a href="#">Hoehn, Connor</a>	4	3	3.70	19	0	0	0	1	1	41.1	26	19	17	3	5	18	0	57	0	4	1.13	0	1.06	.176	148	174	0	3	1
* <a href="#">Huttenlocker, Anthony</a>	1	1	2.50	11	0	0	0	0	0	18.0	14	5	5	0	1	7	0	22	0	0	0.82	0	1.17	.212	66	75	1	2	0
<a href="#">Joseph, Jonathan</a>	0	3	4.67	7	2	0	0	0	0	17.1	17	11	9	1	2	11	1	18	0	8	0.94	2	1.62	.250	68	82	1	1	2
* <a href="#">Krol, Ian</a>	3	2	2.03	12	11	0	0	0	0	57.2	41	17	13	1	1	12	1	46	3	0	1.52	2	0.92	.199	206	225	3	1	0
<a href="#">Lansford, Josh</a>	0	1	4.29	19	0	0	0	0	0	21.0	25	11	10	1	1	7	0	21	1	2	0.81	1	1.52	.305	82	92	2	10	2
* <a href="#">Marks, Justin</a>	2	6	5.84	11	11	0	0	0	0	57.0	62	43	37	8	5	23	0	52	0	5	1.15	4	1.49	.274	226	256	0	0	0
<a href="#">Mederos, Chris</a>	2	2	1.88	5	5	0	0	0	0	24.0	19	9	5	0	0	7	0	20	0	2	2.13	0	1.08	.207	92	100	0	0	0
<a href="#">Nunez, Juan</a>	0	0	0.00	1	0	0	0	0	0	0.1	0	0	0	0	0	1	0	0	0	0	0.00	0	3.00	.000	1	2	0	1	0
* <a href="#">Peterson, Max</a>	1	1	2.93	10	0	0	0	2	4	15.1	10	5	5	2	1	5	1	18	0	1	1.70	1	0.98	.189	53	62	0	6	0
<a href="#">Pina, Jose</a>	0	0	9.53	4	0	0	0	0	0	5.2	13	6	6	3	2	1	0	5	0	1	2.00	2	2.47	.481	27	31	0	2	1
* <a href="#">Quigley, Ryan</a>	0	0	6.62	11	0	0	0	0	2	17.2	22	16	13	3	0	10	0	17	1	6	2.18	1	1.81	.310	71	85	3	4	2
* <a href="#">Ramirez, Anvioris</a>	0	1	7.30	3	2	0	0	0	0	12.1	16	12	10	1	0	4	0	5	1	0	1.31	2	1.62	.320	50	54	0	0	0
<a href="#">Schultz, Bo</a>	2	1	2.70	19	0	0	0	0	0	36.2	26	14	11	0	8	18	2	29	2	3	2.90	4	1.20	.197	132	160	1	7	1
<a href="#">Smith, Murphy</a>	1	0	3.00	1	1	0	0	0	0	6.0	6	2	2	0	0	1	1	5	0	1	0.71	0	1.17	.261	23	24	0	0	0
<a href="#">Straily, Daniel</a>	4	3	5.25	12	12	0	0	0	0	58.1	58	38	34	5	3	25	1	66	0	4	1.37	3	1.42	.261	222	254	4	0	0
Team Total	26	32	4.20	58	58	0	1	7	14	512.0	474	280	239	36	36	204	7	481	12	52	1.31	29	1.32	.245	1933	2214	20	58	11

KEY: \* - lefthanded hitter/pitcher, # - switch hitter



Oakland Athletics  
 Organization Leaders  
 (As of 06/08/2010 01:39 AM EDT)

BATTING TOP 10 (minimum 2.7 PA/team game)

BATTER	CLUB	AVG	G	AB	R	H	HR	RBI
Green, Grant	STK	.307	57	244	36	75	3	24
Parker, Stephen	STK	.303	57	208	34	63	9	30
Horton, Josh	MID	.294	35	136	18	40	2	15
Valdez, Alex	MID	.294	55	218	35	64	7	35
Sogard, Eric	SAC	.286	58	206	33	59	1	22
Barfield, Jeremy	STK	.286	58	217	34	62	6	37
Wimberly, Corey	SAC	.281	57	231	39	65	1	16
Ladendorf, Tyler	STK	.267	51	191	19	51	1	13
Gilbert, Archie	MID	.262	51	191	27	50	7	32
Dixon, Rashun	KC	.257	41	148	21	38	4	19

PITCHING TOP 10 (minimum 0.8 IP/team game)

PITCHER	CLUB	W-L	ERA	IP	H	BB	SO
Krol, Ian	KC	3-2	2.03	57.2	41	12	46
Banwart, Travis	MID	5-3	3.24	72.1	60	26	54
Middleton, Kyle	SAC	2-5	3.51	48.2	47	19	29
Hernandez, Carlos	MID	4-1	3.78	50.0	47	25	39
Murray, Justin	STK	4-3	3.95	57.0	65	26	45
Haviland, Shawn	STK	5-2	3.97	65.2	72	15	70
Capra, Anthony	MID	4-6	4.09	50.2	40	32	44
Mortensen, Clay	SAC	7-2	4.30	69.0	74	25	49
Gilliam, Robert	KC	3-4	4.33	68.2	67	25	49
Godfrey, Graham	SAC	2-5	4.41	63.1	58	32	52

HOME RUNS

Carter, Chris	SAC	13
Parker, Stephen	STK	9
Spina, Michael	STK	9
Stassi, Max	KC	8
3 others tied at 7.		

WINS

Mortensen, Clay	SAC	7
Banwart, Travis	MID	5
Haviland, Shawn	STK	5
6 others tied at 4.		

RBI

Carter, Chris	SAC	44
Spina, Michael	STK	42
Barfield, Jeremy	STK	37
Donaldson, Josh	SAC	36
Valdez, Alex	MID	35

SAVES

Smyth, Paul	STK	8
Lansford, Jared	MID	6
Rodriguez, Henry	SAC	6
Vaughan, Beau	MID	6
Demel, Sam	SAC	5

STOLEN BASES

Wimberly, Corey	SAC	24
Gilbert, Archie	MID	12
Crumbly, Conner	KC	11
Carson, Matt	SAC	9
House, Tyreace	KC	9

STRIKEOUTS

Haviland, Shawn	STK	70
Straily, Daniel	KC	66
Hoehn, Connor	KC	57
Banwart, Travis	MID	54
2 others tied at 52.		

TEAM STATISTICS

TEAM BATTING	AVG	AB	R	H	HR	BB	SO	SB	CS	TEAM PITCHING	W-L	ERA	H	CG	SHO	SV	HR	BB	SO
Stockton	.267	1990	279	531	48	250	460	34	29	Midland	26-30	3.70	461	0	0	16	25	234	390
Sacramento	.254	1995	308	506	55	231	401	52	21	Sacramento	26-33	3.97	525	1	2	15	49	226	442
Midland	.250	1855	243	464	32	192	431	48	28	Kane County	26-32	4.20	474	0	1	7	36	204	481
Kane County	.233	1937	262	451	29	266	510	48	27	Stockton	25-33	4.75	542	1	1	11	55	219	451