




OAKLAND ATHLETICS

Minor League Report

Oakland Athletics Baseball Company • 7000 Coliseum Way • Oakland, CA 94621
510-638-4900 • Public Relations Facsimile 510-562-1633 • www.oaklandathletics.com

Thursday, June 17, 2010




SACRAMENTO RIVER CATS
Triple-A – Pacific Coast League
Manager: Tony DeFrancesco

Yesterday: Win vs. Reno, 4-0 **Standing:** 32-35, 2nd, 11.5 GB
Today: vs. Reno 7:05 pm PT
Probables: LHP John Halama (2-1, 3.51) vs. RHP Bryan Augenstein (4-6, 5.59)

River Cats Notables

- **OF Coco Crisp** was 1 for 2 with a single yesterday and is now 3 for 5 through the first two games of his rehab assignment with Sacramento.
- **IF Eric Sogard** went 2 for 4 yesterday to extend his hitting streak to 10 games and is batting .351 (13 for 37) over that span.
- **IF Chris Carter** is tied for first in the Pacific Coast League in home runs (15), tied for third in RBI (47) and ranks fifth in both runs scored (45) and total bases (119).
- **RHP Clay Mortensen** ranks first in wins (9), third in innings pitched (84.0) and is tied for fourth in strikeouts (62).



KANE COUNTY COUGARS
Single-A – Midwest League
Manager: Aaron Nieckula

Yesterday: Win at Quad Cities, 8-2 **Standing:** 31-35, 6th, 11.0 GB
Today: at Quad Cities 5:00 pm PT
Probables: RHP Rob Gilliam (3-5, 4.34) vs. RHP Shelby Miller (1-3, 5.12)

Cougars Notables

- **LHP Ian Krol** allowed one run in five innings yesterday as he improved to 5-2 (3 h, 0 bb, 4 so)...is second in the Midwest League in WHIP (0.89), third in ERA (1.86) and fourth in opponents average (.193).
- **OF Tyreece House** went 3 for 5 yesterday to extend his hitting streak to 11 games and is batting .370 (17 for 46) over that span.
- **OF Myrio Richard** is on an eight-game hitting streak and is batting .483 (14 for 29) over that stretch.
- **IF Conner Crumbliss** ranks first in the ML in walks (58) and is fifth in runs scored (44).




MIDLAND ROCKHOUNDS
Double-A – Texas League
Manager: Darren Bush

Yesterday: Win at Frisco, 7-6 **Standing:** 31-33, 4th, 5.5 GB
Today: at San Antonio 5:05 pm PT
Probables: TBA vs. TBA

RockHounds Notables

- **OF Corey Brown** hit his fifth home run of the season yesterday and has now reached base safely in 13 of his past 14 games...is batting .360 (18 for 50) with 11 walks over that span.
- **RHP Travis Banwart** ranks fourth in the Texas League in innings pitched (77.1), fifth in opponents batting average (.228) and is tied for fifth in strikeouts (57).
- **IF Alex Valdez** is tied for first in runs scored (42), is second in triples (5), third in hits (73), fourth in total bases (118), fifth in extra-base hits (26) and is tied for eighth in hitting (.292, 73 for 250).



VANCOUVER CANADIANS
Single-A (Short Season) – Northwest League
Manager: Rick Magnante

Season begins June 18 at Eugene



STOCKTON PORTS
Single-A – California League
Manager: Steve Scarsone

Yesterday: Win at Bakersfield, 8-6 **Standing:** 31-36, 4th, 12.0 GB
Today: vs. Visalia 7:05 pm PT
Probables: LHP Paul Oseguera (1-1, 4.86) vs. RHP Ryan Cook (1-4, 5.36)

Ports Notables

- **IF Grant Green** went 2 for 3 and hit his fifth home run of the season in yesterday's win.
- **RHP Shawn Haviland** allowed four earned runs over six innings yesterday to improve to 6-3 (10 h, 0 bb, 6 so) and now ranks second in the California League with 81 strikeouts.
- **IF Stephen Parker** has hit safely in 10 of his past 12 games (.383, 18 for 47)...ranks second in the CL in walks (40), third in doubles (21) and is tied for fourth in extra-base hits (33).



ARIZONA A'S
Rookie – Arizona League
Manager: Marcus Jensen

Season begins June 21 at Angels

MINOR LEAGUE TRANSACTIONS

June 13	Placed Dusty Napoleon (MID) on the DL with a left hand flexor strain
June 13	Placed Daniel Sattler (MID) on the DL with a right elbow strain
June 15	Optioned Matt Carson from OAK to SAC
June 15	Reinstated Dan Giese from the DL and transferred him from MID to SAC
June 15	Released Jesus Sanchez (SAC)
June 15	Reinstated Derrick Gordon (MID) from the DL
June 15	Transferred Petey Paramore from STO to MID
June 15	Transferred Diomedes Lopez from AZL to STO

Sacramento River Cats (32-35) 4, Reno Aces (27-40) 0
June 16, 2010

	1	2	3	4	5	6	7	8	9	R	H	E
Reno	0	0	0	0	0	0	0	0	0	0	2	1
Sacramento	0	0	0	0	1	0	3	0	x	4	9	1

Reno	AB	R	H	RBI	BB	SO	LOB	AVG
Deeds, D, RF	4	0	0	0	0	3	2	.314
Macias, D, CF	3	0	0	0	1	2	0	.273
Gillespie, DH	4	0	0	0	0	1	1	.284
Bailey, J, LF	3	0	0	0	0	0	0	.300
Allen, 1B	3	0	1	0	0	1	0	.240
Rogers, E, 3B	3	0	0	0	0	0	1	.274
Ciriaco, P, SS	2	0	1	0	1	1	0	.230
Corporan, C, C	2	0	0	0	0	0	1	.259
Hallberg, 2B	3	0	0	0	0	1	1	.223
Roemer, P	0	0	0	0	0	0	0	.143
Beam, P	0	0	0	0	0	0	0	.000
Totals	27	0	2	0	2	9	6	.265

Sacramento	AB	R	H	RBI	BB	SO	LOB	AVG
Crisp, CF	2	0	1	0	0	1	1	.600
Affronti, SS	2	0	1	1	0	1	0	.215
Sogard, 2B	4	0	2	0	0	1	2	.297
Carter, 1B	4	0	0	0	0	0	4	.245
Carson, LF-CF	4	0	0	0	0	1	2	.283
McPherson, DH	3	1	0	0	1	2	0	.290
Heether, 3B	3	2	2	0	1	1	0	.260
Taylor, M, RF	4	1	1	1	0	1	2	.225
Recker, C	2	0	1	1	0	1	2	.212
Wimberly, SS-LF	2	0	1	1	0	0	0	.275
Middleton, K, P	0	0	0	0	0	0	0	.000
Wright, J, P	0	0	0	0	0	0	0	.000
Ramirez, E, P	0	0	0	0	0	0	0	.000
Totals	30	4	9	4	2	9	13	.253

BATTING

TB: Allen; Ciriaco, P.

Runners left in scoring position, 2 out: Deeds, D.

S: Corporan, C.

GIDP: Gillespie.

Team RISP: 0-for-2.

Team LOB: 3.

BASERUNNING

CS: Hallberg (4, 2nd base by Wright, J/Recker).

FIELDING

E: Corporan, C (4, throw).

Pickoffs: Roemer (Wimberly at 1st base).

BATTING

2B: Recker (6, Roemer), Heether (10, Roemer).

TB: Crisp; Affronti; Sogard 2; Heether 3; Taylor, M; Recker 2; Wimberly.

RBI: Recker (14), Taylor, M (29), Wimberly (18), Affronti (14).

2-out RBI: Affronti.

Runners left in scoring position, 2 out: Carson; Sogard; Carter.

SF: Recker; Wimberly.

Team RISP: 3-for-10.

Team LOB: 6.

BASERUNNING

CS: Wimberly (10, 2nd base by Roemer/Corporan, C).

PO: Wimberly (1st base by Roemer).

FIELDING

E: Affronti (8, fielding).

DP: (Wimberly-Sogard-Carter).

Reno	IP	H	R	ER	BB	SO	HR	ERA
Roemer (L, 1-3)	7.0	9	4	4	1	8	0	4.82
Beam	1.0	0	0	0	1	1	0	6.03
Totals	8.0	9	4	4	2	9	0	5.32

Sacramento	IP	H	R	ER	BB	SO	HR	ERA
Middleton, K (W, 3-5)	5.0	1	0	0	2	4	0	3.07
Wright, J (H, 1)	2.0	1	0	0	0	1	0	0.00
Ramirez, E	2.0	0	0	0	0	4	0	5.68
Totals	9.0	2	0	0	2	9	0	3.86

WP: Roemer.

Pitches-strikes: Roemer 104-69, Beam 14-8, Middleton, K 71-42, Wright, J 24-16, Ramirez, E 26-17.

Groundouts-flyouts: Roemer 4-6, Beam 1-1, Middleton, K 6-4, Wright, J 2-2, Ramirez, E 1-1.

Batters faced: Roemer 30, Beam 4, Middleton, K 17, Wright, J 7, Ramirez, E 6.

Umpires: HP: John Tumpane. 1B: Mark Buchanan. 2B: . 3B: Cory Blaser.

Weather: 82 degrees, clear.

Wind: 6 mph, In from LF.

T: 2:28.

Att: 6,092.

Midland RockHounds (31-33) 7, Frisco RoughRiders (36-27) 6
June 16, 2010

	1	2	3	4	5	6	7	8	9	R	H	E
Midland	0	0	1	2	1	0	0	0	3	7	14	0
Frisco	3	2	0	0	0	1	0	0	6	10	1	

Midland	AB	R	H	RBI	BB	SO	LOB	AVG
Gilbert, LF	4	0	0	0	1	0	4	.268
Brown, C, CF	5	1	1	2	0	1	4	.341
Valdez, A, 3B	4	1	1	0	1	1	1	.292
Majewski, V, DH	4	0	2	0	1	0	1	.294
Cardenas, 2B	4	2	1	0	1	0	4	.409
Peterson, S, 1B	5	1	2	2	0	0	3	.237
Horton, SS	5	1	4	1	0	1	1	.254
Sulentic, RF	3	1	1	0	2	1	3	.224
Ortiz, G, C	5	0	2	2	0	0	5	.266
Hernandez, C, P	0	0	0	0	0	0	0	.000
Storey, M, P	0	0	0	0	0	0	0	.000
Lansford, P	0	0	0	0	0	0	0	.000
Totals	39	7	14	7	6	4	26	.255

Frisco	AB	R	H	RBI	BB	SO	LOB	AVG
Osuna, R, SS	4	1	1	0	0	0	3	.290
Lawson, LF	5	2	2	2	0	1	3	.312
Butler, RF	5	0	1	0	0	1	3	.261
Bankston, 1B	4	1	2	3	0	1	0	.222
Teagarden, DH	3	0	0	0	1	2	2	.265
Hilligoss, 3B	4	0	1	0	0	0	2	.308
Tomlin, Ja, CF	3	1	1	0	1	2	1	.226
Sarmiento, C	2	0	0	0	1	1	1	.213
Kaase, 2B	2	1	2	1	1	0	0	.300
Tatusko, P	0	0	0	0	0	0	0	.000
Flores, A, P	0	0	0	0	0	0	0	.000
Snyder, B, P	0	0	0	0	0	0	0	.000
Lueke, P	0	0	0	0	0	0	0	.000
Garr, P	0	0	0	0	0	0	0	.000
Totals	32	6	10	6	4	8	15	.253

BATTING

2B: Majewski, V (4, Tatusko), Peterson, S (8, Lueke).
HR: Brown, C (5, 5th inning off Tatusko, 0 on, 0 out).
TB: Brown, C 4; Valdez, A; Majewski, V 3; Cardenas; Peterson, S 3; Horton 4; Sulentic; Ortiz, G 2.
RBI: Brown, C 2 (16), Ortiz, G 2 (11), Peterson, S 2 (24), Horton (14).
2-out RBI: Ortiz, G 2.
Runners left in scoring position, 2 out: Horton; Gilbert; Peterson, S; Cardenas; Brown, C 2.
GIDP: Ortiz, G.
Team RISP: 3-for-15.
Team LOB: 11.

FIELDING

DP: (Peterson, S-Horton-Peterson, S).

BATTING

2B: Kaase (1, Hernandez, C), Butler (14, Hernandez, C), Tomlin, Ja (11, Storey, M).
HR: Bankston (3, 1st inning off Hernandez, C, 2 on, 1 out), Lawson (6, 2nd inning off Hernandez, C, 1 on, 2 out).
TB: Osuna, R; Lawson 5; Butler 2; Bankston 5; Hilligoss; Tomlin, Ja 2; Kaase 3.
RBI: Bankston 3 (26), Lawson 2 (29), Kaase (4).
2-out RBI: Lawson 2.
Runners left in scoring position, 2 out: Lawson 2; Butler.
S: Sarmiento; Osuna, R.
SF: Kaase.
GIDP: Hilligoss.
Team RISP: 3-for-11.
Team LOB: 6.

FIELDING

E: Butler (5, throw).
Outfield assists: Butler (Sulentic at 1st base).
DP: 2 (Butler-Bankston, Hilligoss-Kaase-Bankston).

Midland	IP	H	R	ER	BB	SO	HR	ERA
Hernandez, C	5.0	9	5	5	2	6	2	3.84
Storey, M (W, 1-2)	3.0	1	1	1	1	1	0	3.65
Lansford (S, 8)	1.0	0	0	0	1	1	0	2.59
Totals	9.0	10	6	6	4	8	2	3.68

Frisco	IP	H	R	ER	BB	SO	HR	ERA
Tatusko	5.0	8	4	4	1	2	1	3.04
Flores, A (H, 4)	1.2	1	0	0	1	0	0	2.96
Snyder, B (H, 5)	0.2	2	0	0	1	1	0	3.57
Lueke (BS, 2)(L, 1-1)	1.0	3	3	2	2	1	0	3.86
Garr	0.2	0	0	0	1	0	0	4.99
Totals	9.0	14	7	6	6	4	1	3.80

WP: Lueke.

Pitches-strikes: Hernandez, C 87-53, Storey, M 40-26, Lansford 17-9, Tatusko 86-56, Flores, A 21-13, Snyder, B 28-20, Lueke 36-22, Garr 8-3.

Groundouts-flyouts: Hernandez, C 5-3, Storey, M 5-3, Lansford 2-0, Tatusko 8-5, Flores, A 1-3, Snyder, B 0-1, Lueke 0-2, Garr 2-0.

Batters faced: Hernandez, C 24, Storey, M 11, Lansford 4, Tatusko 24, Flores, A 6, Snyder, B 5, Lueke 8, Garr 2.

Inherited runners-scored: Snyder, B 1-0, Lueke 2-0, Garr 1-0.

Umpires: HP: Alex Ortiz. 1B: Jeff Gosney. 2B: . 3B: Brian Hertzog.

Weather: 91 degrees, sunny.

Wind: 14 mph, Varies.

T: 3:10.

Att: 6,842.

Choose a highlighted category to sort. NOTE: Rate stats do not use qualifiers.

BATTERS	GI ---GAMES BY POSITION---																												
	AVG	G	AB	R	H	2B	3B	HR	RBI	TB	BB	IBB	SO	SB	CS	OBP	SLG	OPS	SF	SAC	HBP	DP	1B	2B	3B	SS	OF	C	E
Affronti, Michael	.231	4	13	0	3	0	0	0	0	3	0	0	5	0	1	.286	.231	.516	0	0	1	0	0	0	0	4	0	0	0
Baisley, Jeff	.336	35	131	14	44	14	1	2	19	66	15	1	31	2	1	.407	.504	.910	2	0	2	2	14	0	17	0	0	0	1
* Brown, Corey	.341	22	82	18	28	3	1	5	16	48	12	0	23	4	0	.421	.585	1.006	1	0	0	2	0	0	0	0	21	0	1
* Cardenas, Adrian	.409	6	22	6	9	2	0	0	4	11	4	0	3	0	0	.464	.500	.964	2	0	0	0	0	4	1	0	0	0	0
Carter, Yusuf	.206	41	131	13	27	5	1	1	8	37	12	1	37	4	0	.271	.282	.553	1	0	0	5	4	0	0	0	1	34	4
Chen, Yung Chi	.168	28	101	11	17	5	2	0	9	26	7	0	14	0	0	.218	.257	.476	2	1	0	3	0	4	1	21	0	0	4
Gilbert, Archie	.268	57	213	29	57	17	0	7	33	95	24	0	34	13	7	.344	.446	.790	2	0	2	3	0	0	0	0	49	0	1
* Holt, J.C.	.286	21	91	13	26	1	1	0	8	29	4	0	24	2	0	.313	.319	.631	1	1	0	4	0	17	0	0	0	0	2
* Horton, Josh	.254	34	134	15	34	4	3	0	14	44	13	0	19	0	2	.318	.328	.646	1	0	0	4	0	0	0	33	0	0	5
Kleen, Steve	.197	39	132	13	26	6	0	4	20	44	14	1	33	1	1	.289	.333	.623	2	0	4	5	34	0	1	0	1	0	3
* Majewski, Val	.294	14	51	4	15	4	0	2	9	25	5	0	11	1	1	.357	.490	.847	0	0	0	4	0	0	0	0	10	0	0
* Mitchell, Jermaine	.234	30	94	12	22	1	3	0	8	29	15	0	31	2	6	.342	.309	.651	1	0	1	1	0	0	0	0	20	0	3
* Napoleon, Dusty	.200	4	10	0	2	1	0	0	0	3	3	0	0	0	0	.385	.300	.685	0	0	0	1	0	0	0	0	0	4	1
Ortiz, Gabriel	.266	18	64	7	17	4	0	1	11	24	3	0	16	1	1	.304	.375	.679	1	0	1	3	1	0	0	0	0	18	2
# Paramore, Petey	.000	1	4	0	0	0	0	0	0	0	0	0	2	0	0	.000	.000	.000	0	0	0	0	0	0	0	0	0	1	0
* Peterson, Shane	.237	58	207	27	49	8	0	3	24	66	24	0	46	6	2	.328	.319	.647	4	0	6	5	7	0	0	0	45	0	2
Recker, Anthony	.211	11	38	8	8	1	0	1	3	12	7	0	12	1	0	.362	.316	.677	0	0	2	0	1	0	0	0	0	9	0
Richard, Michael	.185	9	27	1	5	0	0	0	2	5	4	0	6	1	0	.290	.185	.476	0	0	0	0	0	4	0	3	0	0	3
* Sulentic, Matthew	.224	58	201	29	45	6	1	1	16	56	31	1	58	5	4	.326	.279	.605	3	3	1	6	0	0	0	0	46	0	2
# Thomas, David	.333	1	3	1	1	1	0	0	2	2	0	0	1	0	0	.333	.667	1.000	0	0	0	0	0	0	0	0	1	0	0
# Valdez, Alex	.292	63	250	42	73	14	5	7	37	118	21	1	56	5	0	.354	.472	.826	2	0	4	6	0	12	46	3	0	0	6
# Weeks, Jemile	.304	26	102	18	31	7	3	2	13	50	8	0	19	5	4	.368	.490	.859	1	0	3	0	0	26	0	0	0	0	4
Whitney, Matthew	.095	6	21	1	2	0	0	0	1	2	4	1	8	0	0	.231	.095	.326	1	0	0	1	6	0	0	0	0	0	1
Team Total	.255	64	2122	282	541	104	21	36	257	795	230	6	489	53	30	.332	.375	.706	27	5	27	55							52

PITCHERS	W	L	ERA	G	GS	CG	SHO	SV	SVO	IP	H	R	ER	HR	HB	BB	IBB	SO	BK	WP	GO/AO	DP	WHIP	AVG	AB	TBF	SF	GF	HLD
Banwart, Travis	5	4	3.03	13	13	0	0	0	0	77.1	65	34	26	7	3	29	0	57	0	4	1.05	5	1.22	.228	285	319	1	0	0
* Capra, Anthony	5	6	3.65	12	12	0	0	0	0	56.2	42	25	23	4	3	37	0	50	0	4	1.13	5	1.39	.212	198	244	2	0	0
* Edell, Ryan	2	1	1.42	6	6	0	0	0	0	31.2	30	5	5	0	1	5	0	19	0	2	1.00	5	1.11	.254	118	126	0	0	0
* Figueroa, Pedro	1	6	5.30	13	13	0	0	0	0	71.1	84	45	42	6	2	29	1	57	5	4	1.39	3	1.58	.295	285	319	2	0	0
Friend, Justin	1	1	3.69	17	1	0	0	0	2	31.2	39	19	13	0	1	21	1	25	0	2	1.13	3	1.89	.312	125	150	2	3	3
* Gordon, Derrick	1	1	4.08	17	0	0	0	0	0	28.2	24	16	13	1	2	14	0	22	0	3	1.50	2	1.33	.224	107	127	2	2	2
* Hernandez, Carlos	5	1	3.84	13	12	0	0	0	0	61.0	62	28	26	3	0	29	0	45	0	3	1.30	3	1.49	.266	233	265	1	1	0
* Hornbeck, Ben	2	3	5.87	8	7	0	0	1	1	38.1	43	27	25	3	3	19	0	26	0	7	2.71	9	1.62	.289	149	173	2	1	0
Lansford, Jared	3	0	2.59	20	0	0	0	8	8	24.1	20	7	7	0	1	13	0	20	0	2	3.17	6	1.36	.247	81	98	0	15	2
Leon, Arnold	0	0	6.23	3	0	0	0	0	0	4.1	6	3	3	1	0	3	0	1	0	2	1.20	0	2.08	.333	18	22	0	0	0
Ray, Jason	3	3	2.43	20	0	0	0	0	1	29.2	24	12	8	1	0	16	1	15	0	10	0.95	2	1.35	.220	109	129	4	5	3
Sattler, Daniel	0	0	4.64	14	0	0	0	0	0	21.1	17	11	11	1	2	12	1	16	0	2	1.19	1	1.36	.221	77	93	0	8	3
Souza, Justin	1	1	3.27	15	0	0	0	2	2	22.0	20	10	8	1	0	10	1	22	0	1	0.59	2	1.36	.244	82	94	1	6	1
Storey, Mickey	1	2	3.65	15	0	0	0	2	3	24.2	18	11	10	3	2	7	1	22	1	2	1.04	1	1.01	.205	88	101	3	7	5
Vaughan, Beau	1	3	1.95	24	0	0	0	6	8	32.1	30	12	7	0	1	6	2	29	0	1	1.00	1	1.11	.238	126	138	3	14	3
Wagner, Neil	0	1	3.97	7	0	0	0	0	0	11.1	11	6	5	0	0	11	2	15	0	1	2.40	1	1.94	.256	43	54	0	2	1
Team Total	31	33	3.68	64	64	0	2	19	25	566.2	535	271	232	31	21	261	10	441	6	50	1.25	49	1.40	.252	2124	2452	23	64	23

KEY: * - lefthanded hitter/pitcher, # - switch hitter

Stockton Ports (31-36) 8, Bakersfield Blaze (26-39) 6
June 16, 2010

	1	2	3	4	5	6	7	8	9	R	H	E
Stockton	1	0	2	0	2	0	1	0	2	8	10	3
Bakersfield	1	0	0	4	0	0	0	0	1	6	12	2

Stockton	AB	R	H	RBI	BB	SO	LOB	AVG	Bakersfield	AB	R	H	RBI	BB	SO	LOB	AVG
Mitchell, J, CF	4	2	2	1	1	0	3	.336	Paisano, RF	5	0	0	0	0	1	3	.289
Green, DH	3	2	2	3	1	0	1	.310	Stoneburner, 2B	5	1	2	1	0	0	1	.291
Parker, S, 3B	3	0	1	1	2	2	1	.313	Beltre, E, CF	5	1	2	1	0	0	1	.313
Spina, 1B	4	1	1	1	1	3	2	.258	Whittleman, 1B	4	0	1	0	0	2	4	.244
Johnson, T, LF	4	0	0	1	0	2	3	.250	1-Bolden, PR-1B	0	0	0	0	0	0	0	.214
Barfield, RF	5	0	0	0	0	3	0	.269	Bianucci, LF	3	1	1	1	0	1	2	.240
Ladendorf, SS	4	0	1	0	0	2	0	.264	Felix, J, DH	4	1	1	0	0	1	3	.289
Ortiz, R, C	3	1	2	0	1	1	0	.313	Gradoville, C, C	4	1	2	0	0	2	1	.253
Richard, M, 2B	4	2	1	1	0	0	3	.232	Mendonca, 3B	3	1	2	2	1	0	1	.234
Haviland, P	0	0	0	0	0	0	0	.000	James, A, SS	4	0	1	1	0	0	2	.301
Barham, P	0	0	0	0	0	0	0	.000	Font, P	0	0	0	0	0	0	0	.000
Smyth, P	0	0	0	0	0	0	0	.000	Castillo, F, P	0	0	0	0	0	0	0	.000
Totals	34	8	10	8	6	13	13	.270	Zegarac, P	0	0	0	0	0	0	0	.000
									Totals	37	6	12	6	1	7	18	.263

1-Ran for Whittleman in the 8th.

BATTING

2B: Mitchell, J (8, Font), Parker, S (22, Font), Spina (12, Zegarac).
3B: Ortiz, R (1, Font), Green (4, Castillo, F).
HR: Green (5, 3rd inning off Font, 0 on, 2 out).
TB: Mitchell, J 3; Green 7; Parker, S 2; Spina 2; Ladendorf; Ortiz, R 4; Richard, M.
RBI: Green 3 (29), Mitchell, J (9), Richard, M (4), Parker, S (41), Spina (53), Johnson, T (13).
2-out RBI: Green 2; Parker, S.
Runners left in scoring position, 2 out: Spina; Johnson, T 2; Mitchell, J.
SF: Green; Johnson, T.
Team RISP: 3-for-7.
Team LOB: 7.

BATTING

2B: Stoneburner (18, Haviland), Mendonca (14, Haviland).
TB: Stoneburner 3; Beltre, E 2; Whittleman; Bianucci; Felix, J; Gradoville, C 2; Mendonca 3; James, A.
RBI: Beltre, E (30), Bianucci (31), Mendonca 2 (23), James, A (11), Stoneburner (27).
Runners left in scoring position, 2 out: Paisano; Felix, J; Gradoville, C.
S: Bianucci.
GIDP: Whittleman.
Team RISP: 3-for-14.
Team LOB: 6.

BASERUNNING

SB: Ladendorf (9, 3rd base off Zegarac/Gradoville, C).

BASERUNNING

SB: Beltre, E (7, 2nd base off Haviland/Ortiz, R).
CS: Mendonca (3, 2nd base by Haviland/Ortiz, R).

FIELDING

E: Barfield (4, fielding), Parker, S (13, fielding), Ortiz, R (5, throw).
DP: (Richard, M-Ladendorf-Spina).

FIELDING

E: Stoneburner 2 (20, throw, throw).
PB: Gradoville, C 2 (4).
Outfield assists: Bianucci (Mitchell, J at 2nd base).

Stockton	IP	H	R	ER	BB	SO	HR	ERA	Bakersfield	IP	H	R	ER	BB	SO	HR	ERA
Haviland (W, 6-3)	6.0	10	5	4	0	6	0	4.07	Font	6.0	6	5	4	2	9	1	4.22
Barham (H, 7)	1.0	0	0	0	0	0	0	2.12	Castillo, F (L, 1-3)	1.1	3	1	1	3	2	0	2.78
Smyth (S, 10)	2.0	2	1	1	1	1	0	1.64	Zegarac	1.2	1	2	1	1	2	0	2.84
Totals	9.0	12	6	5	1	7	0	4.59	Totals	9.0	10	8	6	6	13	1	4.29

WP: Zegarac.

Groundouts-flyouts: Haviland 6-4, Barham 2-1, Smyth 5-0, Font 3-4, Castillo, F 1-1, Zegarac 2-1.

Batters faced: Haviland 27, Barham 3, Smyth 9, Font 25, Castillo, F 10, Zegarac 7.

Inherited runners-scored: Zegarac 2-0.

Umpires: HP: Greg Stanzak. 1B: Tom Woodring. 2B: . 3B: .

Weather: 80 degrees, clear.

Wind: 11 mph, In from RF.

T: 3:02.

Att: 598.

Choose a highlighted category to sort. NOTE: Rate stats do not use qualifiers.

		GI ---GAMES BY POSITION---																											
BATTERS	AVG	G	AB	R	H	2B	3B	HR	RBI	TB	BB	IBB	SO	SB	CS	OBP	SLG	OPS	SF	SAC	HBP	DP	1B	2B	3B	SS	OF	C	E
Barfield, Jeremy	.269	66	249	37	67	12	0	6	42	97	31	1	43	1	1	.343	.390	.732	6	1	0	10	0	0	0	0	64	0	4
Castillo, Gernaldo	.176	5	17	1	3	0	0	0	0	3	2	0	3	0	0	.263	.176	.440	0	0	0	0	0	5	0	0	0	0	1
* Christian, Jason	.162	12	37	5	6	0	0	0	2	6	7	0	10	1	1	.295	.162	.458	0	0	0	1	0	10	0	0	0	0	1
* Crisotomo, Jose	.192	9	26	1	5	0	0	0	2	5	1	0	4	0	1	.222	.192	.415	0	0	0	1	0	0	0	0	8	0	0
# Crisp, Coco	.833	2	6	2	5	0	1	1	3	10	1	0	0	0	0	.857	1.667	2.524	0	0	0	0	0	0	0	0	2	0	0
Ellis, Mark	.200	2	5	0	1	0	0	0	1	1	1	0	0	0	0	.286	.200	.486	1	0	0	0	0	2	0	0	0	0	0
Green, Grant	.310	64	268	45	83	16	4	5	29	122	19	2	62	3	5	.361	.455	.817	4	2	5	6	0	1	0	55	0	18	
* Horton, Josh	.467	8	30	5	14	5	1	2	6	27	1	0	5	0	1	.484	.900	1.384	0	0	0	0	0	4	0	1	0	0	0
* Johnson, Todd	.250	32	128	20	32	7	0	3	13	48	9	1	31	4	1	.295	.375	.670	2	0	0	5	0	0	0	0	30	0	0
Ka'aihue, Kala	.167	23	66	11	11	4	0	3	12	24	20	1	19	2	0	.371	.364	.734	1	0	2	2	8	0	0	0	6	0	1
# Keough, Shane	.232	61	233	28	54	12	2	1	22	73	18	0	69	7	7	.296	.313	.609	2	1	4	3	0	0	0	0	54	0	5
Ladendorf, Tyler	.264	54	208	21	55	10	1	1	13	70	10	0	44	9	3	.302	.337	.638	2	0	2	7	0	38	1	8	8	0	7
* Mitchell, Jermaine	.336	28	110	24	37	8	3	2	9	57	20	0	27	6	4	.438	.518	.957	0	0	0	0	0	0	0	0	28	0	1
* Napoleon, Dusty	.000	6	13	0	0	0	0	0	1	0	4	0	8	0	0	.278	.000	.278	0	0	1	1	4	0	0	0	0	0	0
Ortiz, Ryan	.313	34	112	21	35	9	1	5	25	61	18	0	31	1	0	.412	.545	.957	0	1	1	1	2	0	0	0	0	31	5
# Paramore, Petey	.255	46	149	18	38	7	0	3	23	54	34	1	37	0	1	.391	.362	.754	1	0	0	2	1	0	0	0	0	36	2
* Parker, Stephen	.313	66	243	46	76	22	2	9	41	129	42	1	46	2	0	.420	.531	.951	3	0	5	5	1	1	61	0	0	0	13
Richard, Michael	.232	28	82	11	19	3	0	0	4	22	9	0	17	2	5	.315	.268	.584	0	1	1	2	0	13	0	5	0	0	6
Spina, Michael	.258	63	244	30	63	12	1	11	53	110	31	0	69	0	0	.342	.451	.793	2	0	1	6	48	2	4	0	0	0	12
# Thomas, David	.182	8	22	4	4	1	0	0	3	5	1	0	3	0	0	.250	.227	.477	0	0	1	0	0	0	0	0	7	0	0
Whitney, Matthew	.279	12	43	6	12	2	1	3	7	25	5	0	7	0	0	.380	.581	.961	0	0	2	2	6	0	2	0	0	0	3
Team Total	.270	67	2294	336	620	130	17	55	311	949	285	7	536	38	30	.354	.414	.768	24	6	25	54							91
PITCHERS	W	L	ERA	G	GS	CG	SHO	SV	SVO	IP	H	R	ER	HR	HB	BB	IBB	SO	BK	WP	GO/AO	DP	WHIP	AVG	AB	TBF	SF	GF	HLD
* Barham, Trey	3	0	2.12	28	0	0	0	0	4	34.0	25	13	8	0	1	11	1	27	0	0	1.88	4	1.06	.208	120	136	3	4	7
Carignan, Andrew	2	2	6.50	16	0	0	0	0	2	18.0	15	18	13	2	3	20	0	27	0	6	2.00	0	1.94	.217	69	92	0	5	1
Deal, Scott	0	4	3.42	15	1	0	0	0	0	26.1	28	13	10	1	3	11	2	13	1	3	1.41	4	1.48	.264	106	121	1	4	0
De Los Santos, Fautino	1	0	2.30	12	0	0	0	1	1	15.2	13	4	4	0	0	3	0	22	0	0	1.44	0	1.02	.224	58	61	0	7	1
Haviland, Shawn	6	3	4.07	14	14	0	0	0	0	77.1	88	37	35	7	5	16	0	81	1	4	0.67	3	1.34	.286	308	334	4	0	0
Hodsdon, Scott	0	1	5.70	20	0	0	0	0	1	30.0	44	34	19	2	3	13	1	21	1	3	1.83	5	1.90	.331	133	153	1	4	2
* Hornbeck, Ben	1	1	3.16	5	5	0	0	0	0	25.2	22	11	9	3	4	11	0	32	1	4	2.07	3	1.29	.229	96	111	0	0	0
Hunter, Brett	1	0	7.00	10	0	0	0	0	0	9.0	11	7	7	2	0	10	1	16	0	2	0.43	0	2.33	.297	37	48	1	2	3
Madsen, Michael	1	2	3.77	3	3	0	0	0	0	14.1	14	8	6	1	1	6	0	15	0	2	0.63	1	1.40	.255	55	64	2	0	0
McDaniel, Dan	0	0	10.38	4	0	0	0	0	0	4.1	4	5	5	1	0	6	0	6	0	0	6.00	0	2.31	.235	17	23	0	3	0
Murray, Justin	6	3	3.69	13	12	1	0	0	0	68.1	73	28	28	6	1	32	1	54	0	2	1.22	5	1.54	.275	265	301	1	0	0
* Osequera, Paul	1	1	4.86	3	3	0	0	0	0	16.2	19	10	9	2	3	7	0	16	0	0	0.94	2	1.56	.288	66	76	0	0	0
Pina, Jose	1	1	8.10	14	0	0	0	0	0	20.0	22	19	18	6	2	10	0	16	0	4	0.56	0	1.60	.278	79	94	2	3	4
* Ramirez, Anivioris	0	6	7.94	8	8	0	0	0	0	39.2	54	35	35	6	2	14	1	17	0	1	1.39	4	1.71	.329	164	185	3	0	0
Sattler, Daniel	0	1	2.35	8	0	0	0	2	3	7.2	5	2	2	0	1	3	0	8	0	0	2.50	1	1.04	.192	26	30	0	7	0
* Sewell, Lance	1	0	2.61	20	0	0	0	0	0	20.2	21	8	6	2	2	10	0	17	0	1	0.52	2	1.50	.266	79	94	1	4	4
Smalley, Kenny	2	4	5.64	13	10	0	0	0	0	60.2	59	39	38	12	0	33	0	50	0	5	1.05	5	1.52	.255	231	266	1	1	1
Smith, Murphy	3	5	6.19	10	9	0	0	0	0	48.0	72	38	33	4	3	12	1	34	0	6	1.19	4	1.75	.350	206	227	3	0	0
Smyth, Paul	2	2	1.64	25	0	0	0	10	14	38.1	24	12	7	1	0	9	2	37	0	2	1.62	0	0.86	.175	137	149	0	18	1
Thomas, Daniel	0	0	8.71	9	0	0	0	1	2	10.1	7	11	10	0	2	13	1	13	0	3	0.78	0	1.94	.189	37	52	0	4	2
Wuertz, Michael	0	0	0.00	2	2	0	0	0	0	3.0	3	0	0	0	0	0	0	3	0	0	0.20	0	1.00	.250	12	12	0	0	0
Team Total	31	36	4.59	67	67	1	1	14	27	588.0	623	352	300	58	36	250	11	525	4	48	1.15	43	1.48	.271	2301	2629	23	66	26

KEY: * - lefthanded hitter/pitcher, # - switch hitter

Kane County Cougars (31-35) 8, Quad Cities River Bandits (39-26) 2
June 16, 2010

	1	2	3	4	5	6	7	8	9	R	H	E
Kane County	3	0	0	0	1	0	4	0	0	8	14	1
Quad Cities	0	1	0	0	0	0	1	0	2	7	2	

Kane County	AB	R	H	RBI	BB	SO	LOB	AVG	Quad Cities	AB	R	H	RBI	BB	SO	LOB	AVG
Crumbliss, 2B	5	2	1	0	0	1	2	.251	Swinson, CF	3	0	0	0	0	1	0	.254
House, CF	5	2	3	0	0	1	2	.266	Beatty, CF	1	0	1	0	0	0	0	.222
Aliotti, A, 1B	3	2	2	0	2	0	0	.257	Jackson, R, SS	5	1	1	0	0	1	3	.262
Stassi, C	5	1	2	4	0	2	5	.250	Stidham, 2B	3	0	0	0	0	1	0	.269
Dixon, Ra, LF	5	1	2	3	0	2	3	.266	Vasquez, N, 3B	3	0	0	0	1	0	1	.266
Walton, RF	5	0	1	1	0	1	4	.293	Adams, 1B	4	1	3	0	0	0	0	.278
Richard, M, DH	4	0	1	0	0	1	2	.263	Rodriguez, Ry, LF	3	0	0	0	1	2	3	.259
Gilmartin, SS	4	0	1	0	0	0	1	.229	Lara, E, RF	4	0	1	1	0	1	4	.241
Leyja, 3B	4	0	1	0	0	2	0	.224	Castro, I, C	4	0	1	0	0	3	1	.224
Krol, P	0	0	0	0	0	0	0	.000	Parejo, DH	4	0	0	0	0	1	2	.205
Hoehn, P	0	0	0	0	0	0	0	.000	Schneider, P	0	0	0	0	0	0	0	.000
Schultz, P	0	0	0	0	0	0	0	.000	Notti, P	0	0	0	0	0	0	0	.000
Totals	40	8	14	8	2	10	19	.243	Novak, P	0	0	0	0	0	0	0	.000
									Totals	34	2	7	1	2	10	14	.256

BATTING

2B: Crumbliss (12, Schneider), Dixon, Ra 2 (11, Schneider, Notti).
 3B: Stassi (1, Notti).
 TB: Crumbliss 2; House 3; Aliotti, A 2; Stassi 4; Dixon, Ra 4; Walton;
 Richard, M; Gilmartin; Leyja.
 RBI: Dixon, Ra 3 (25), Walton (30), Stassi 4 (35).
 2-out RBI: Dixon, Ra 2; Walton.
 Runners left in scoring position, 2 out: Richard, M 2; House; Walton.
 GIDP: Crumbliss.
 Team RISP: 5-for-16.
 Team LOB: 7.

BASERUNNING

SB: Aliotti, A (6, 2nd base off Schneider/Castro, I).

FIELDING

E: Walton (2, throw).

BATTING

2B: Adams (18, Krol), Lara, E (8, Krol).
 3B: Jackson, R (2, Schultz).
 TB: Beatty; Jackson, R 3; Adams 4; Lara, E 2; Castro, I.
 RBI: Lara, E (31).
 Runners left in scoring position, 2 out: Parejo; Jackson, R; Lara, E 2.
 Team RISP: 1-for-8.
 Team LOB: 9.

FIELDING

E: Swinson (2, fielding), Adams (9, fielding).
 DP: 2 (Vasquez, N-Adams-Jackson, R, Stidham-Jackson, R-Adams).

Kane County	IP	H	R	ER	BB	SO	HR	ERA	Quad Cities	IP	H	R	ER	BB	SO	HR	ERA
Krol (W, 5-2)	5.0	3	1	1	0	4	0	1.86	Schneider (L, 5-2)	5.0	8	4	4	1	5	0	3.11
Hoehn (H, 3)	2.0	1	0	0	1	3	0	3.45	Notti	3.0	5	4	3	0	3	0	6.11
Schultz	2.0	3	1	1	1	3	0	2.66	Novak	1.0	1	0	0	1	2	0	4.91
Totals	9.0	7	2	2	2	10	0	4.11	Totals	9.0	14	8	7	2	10	0	3.87

WP: Schneider.

HBP: Stidham (by Krol), Swinson (by Krol).

Groundouts-flyouts: Krol 8-2, Hoehn 0-3, Schultz 2-1, Schneider 8-1, Notti 3-2, Novak 0-1.

Batters faced: Krol 20, Hoehn 8, Schultz 10, Schneider 22, Notti 15, Novak 5.

Umpires: HP: Ria Cortesio. 1B: Will Thornewell. 2B: . 3B: .

Weather: 81 degrees, clear.

Wind: 5 mph, Out to CF.

T: 2:52.

Att: 1,552.

Choose a highlighted category to sort. NOTE: Rate stats do not use qualifiers.

GI ---GAMES BY POSITION---

BATTERS	AVG	G	AB	R	H	2B	3B	HR	RBI	TB	BB	IBB	SO	SB	CS	OBP	SLG	OPS	SF	SAC	HBP	DP	1B	2B	3B	SS	OF	C	E
Affinito, Christopher	.141	21	71	7	10	2	0	2	9	18	11	0	34	0	0	.250	.254	.504	2	0	0	1	1	0	0	0	0	2	2
* Aliotti, Anthony	.257	62	206	34	53	11	0	1	33	67	45	1	69	6	1	.393	.325	.718	3	2	3	5	58	0	0	0	0	0	8
* Crumbliss, Conner	.251	62	223	44	56	12	1	1	26	73	58	0	41	13	6	.404	.327	.732	4	1	2	3	0	50	0	0	10	0	4
Dixon, Rashun	.266	49	177	27	47	11	2	5	25	77	28	0	55	4	3	.370	.435	.805	1	0	2	1	0	0	0	0	46	0	1
Gil, Leonardo	.226	60	230	34	52	12	3	7	38	91	16	0	57	2	2	.277	.396	.672	5	2	2	6	0	0	52	5	0	0	11
# Gilmartin, Michael	.229	62	218	18	50	13	1	2	24	71	24	0	65	6	2	.313	.326	.639	3	3	4	5	0	0	0	61	0	0	15
Hernandez, Franklin	.193	33	109	9	21	5	0	1	13	29	5	0	26	1	1	.235	.266	.501	0	1	1	4	11	0	0	0	16	0	6
House, Tyreace	.266	52	184	40	49	3	0	0	12	52	38	0	39	11	5	.396	.283	.678	1	3	2	4	0	0	0	0	49	0	3
Levia, Nino	.224	36	125	13	28	2	0	0	11	30	8	0	38	4	2	.271	.240	.511	0	2	0	3	0	17	15	0	0	0	2
* Napoleon, Dusty	.400	2	5	0	2	1	0	0	0	3	4	0	2	0	0	.667	.600	1.267	0	0	0	1	0	0	0	0	1	0	0
Nunez, Juan	.159	21	69	6	11	2	0	1	4	16	4	0	20	0	0	.205	.232	.437	0	0	0	1	0	0	0	0	0	20	6
Richard, Myrio	.263	56	213	25	56	17	2	1	22	80	22	0	28	3	4	.339	.376	.714	1	0	3	3	0	0	0	0	52	0	5
Stassi, Max	.250	56	216	28	54	13	1	8	35	93	19	0	72	3	2	.322	.431	.753	2	0	5	6	0	0	0	0	0	46	8
Walton, Kent	.293	42	167	22	49	16	1	2	30	73	11	0	36	3	2	.353	.437	.790	3	0	6	4	0	0	0	0	30	0	2
Team Total	.243	66	2213	307	538	120	11	31	282	773	293	1	582	56	30	.336	.349	.685	25	14	30	47							89

PITCHERS	W	L	ERA	G	GS	CG	SHO	SV	SVO	IP	H	R	ER	HR	HB	BB	IBB	SO	BK	WP	GO/AO	DP	WHIP	AVG	AB	TBF	SF	GF	HLD
Christensen, Kyle	0	2	6.92	5	2	0	0	0	0	13.0	13	10	10	0	3	6	0	4	0	1	1.13	0	1.46	.265	49	60	1	1	1
Garcia, Hector	0	1	4.34	12	0	0	0	0	1	18.2	17	13	9	1	2	15	0	18	1	6	4.29	2	1.71	.233	73	91	0	5	1
Gilliam, Robert	3	5	4.34	13	13	0	0	0	0	74.2	75	39	36	7	3	25	0	55	2	6	0.72	5	1.34	.268	280	316	5	0	0
Guzman, Jose	3	1	3.62	21	0	0	0	7	9	27.1	25	15	11	1	1	9	0	32	1	3	1.19	1	1.24	.243	103	115	1	18	0
Hoehn, Connor	4	3	3.45	21	0	0	0	1	1	44.1	27	19	17	3	5	20	0	61	0	4	0.97	0	1.06	.171	158	186	0	3	3
* Huttenlocker, Anthony	1	1	2.57	13	0	0	0	0	0	21.0	16	6	6	0	1	8	0	25	0	0	1.06	0	1.14	.208	77	87	1	2	1
Joseph, Jonathan	0	3	4.67	7	2	0	0	0	0	17.1	17	11	9	1	2	11	1	18	0	8	0.94	2	1.62	.250	68	82	1	1	2
* Krol, Ian	5	2	1.86	14	13	0	0	0	0	67.2	47	20	14	1	4	13	1	52	3	0	1.42	2	0.89	.193	243	266	3	1	0
Lansford, Josh	0	1	4.63	21	0	0	0	0	0	23.1	29	13	12	2	1	8	0	24	1	2	0.83	1	1.59	.309	94	105	2	11	2
* Marks, Justin	2	7	5.54	13	13	0	0	0	0	66.2	71	47	41	9	5	28	0	66	0	7	1.21	5	1.49	.271	262	297	0	0	0
Mederos, Chris	2	2	1.88	5	5	0	0	0	0	24.0	19	9	5	0	0	7	0	20	0	2	2.13	0	1.08	.207	92	100	0	0	0
Nunez, Juan	0	0	0.00	1	0	0	0	0	0	0.1	0	0	0	0	0	1	0	0	0	0	0.00	0	3.00	.000	1	2	0	1	0
* Peterson, Max	2	2	4.42	12	0	0	0	2	5	18.1	14	9	9	3	1	9	1	22	0	1	1.46	2	1.25	.215	65	78	0	7	0
Pina, Jose	0	0	5.59	6	0	0	0	0	0	9.2	13	6	6	3	3	1	0	13	0	2	1.00	2	1.45	.333	39	44	0	3	2
* Quigley, Ryan	0	0	6.62	11	0	0	0	0	2	17.2	22	16	13	3	0	10	0	17	1	6	2.18	1	1.81	.310	71	85	3	4	2
* Ramirez, Anivoris	0	1	6.89	5	2	0	0	1	1	15.2	21	14	12	1	0	7	0	8	1	0	1.47	3	1.79	.328	64	71	0	1	0
Schultz, Bo	2	1	2.66	21	0	0	0	0	0	40.2	31	15	12	0	8	19	2	34	2	3	3.00	4	1.23	.209	148	177	1	8	1
Smith, Murphy	2	0	4.91	3	3	0	0	0	0	18.1	19	10	10	0	0	4	1	15	0	1	1.44	1	1.25	.268	71	76	1	0	0
Straily, Daniel	5	3	4.76	13	13	0	0	0	0	64.1	61	38	34	5	3	25	1	70	0	4	1.21	3	1.34	.252	242	274	4	0	0
Team Total	31	35	4.11	66	66	0	2	11	19	583.0	537	310	266	40	42	226	7	554	12	56	1.28	34	1.31	.244	2200	2512	23	66	15

KEY: * - lefthanded hitter/pitcher, # - switch hitter

Oakland Athletics
 Organization Leaders
 (As of 06/17/2010 02:24 AM EDT)

BATTING TOP 10 (minimum 2.7 PA/team game)

BATTER	CLUB	AVG	G	AB	R	H	HR	RBI
Parker, Stephen	STK	.313	66	243	46	76	9	41
Green, Grant	STK	.310	64	268	45	83	5	29
Sogard, Eric	SAC	.297	66	236	37	70	1	26
Walton, Kent	KC	.293	42	167	22	49	2	30
Horton, Josh	MID	.293	42	164	20	48	2	20
Valdez, Alex	MID	.292	63	250	42	73	7	37
Mitchell, Jermaine	STK	.289	58	204	36	59	2	17
Wimberly, Corey	SAC	.275	65	258	43	71	1	18
Donaldson, Josh	SAC	.270	44	159	26	43	8	43
Barfield, Jeremy	STK	.269	66	249	37	67	6	42

PITCHING TOP 10 (minimum 0.8 IP/team game)

PITCHER	CLUB	W-L	ERA	IP	H	BB	SO
Krol, Ian	KC	5-2	1.86	67.2	47	13	52
Banwart, Travis	MID	5-4	3.03	77.1	65	29	57
Middleton, Kyle	SAC	3-5	3.07	55.2	48	24	35
Capra, Anthony	MID	5-6	3.65	56.2	42	37	50
Murray, Justin	STK	6-3	3.69	68.1	73	32	54
Hernandez, Carlos	MID	5-1	3.84	61.0	62	29	45
Mortensen, Clay	SAC	9-2	3.96	84.0	86	28	62
Haviland, Shawn	STK	6-3	4.07	77.1	88	16	81
Gilliam, Robert	KC	3-5	4.34	74.2	75	25	55
Godfrey, Graham	SAC	2-5	4.63	68.0	63	35	56

HOME RUNS

Carter, Chris	SAC	15
Spina, Michael	STK	11
Parker, Stephen	STK	9
Donaldson, Josh	SAC	8
Stassi, Max	KC	8

WINS

Mortensen, Clay	SAC	9
Haviland, Shawn	STK	6
Murray, Justin	STK	6
6 others tied at 5.		

RBI

Spina, Michael	STK	53
Carter, Chris	SAC	47
Donaldson, Josh	SAC	43
Barfield, Jeremy	STK	42
Parker, Stephen	STK	41

SAVES

Smyth, Paul	STK	10
Rodriguez, Henry	SAC	9
Lansford, Jared	MID	8
Guzman, Jose	KC	7
2 others tied at 6.		

STOLEN BASES

Wimberly, Corey	SAC	26
Crumbliss, Conner	KC	13
Gilbert, Archie	MID	13
House, Tyreace	KC	11
2 others tied at 9.		

STRIKEOUTS

Haviland, Shawn	STK	81
Straily, Daniel	KC	70
Marks, Justin	KC	66
Mortensen, Clay	SAC	62
Hoehn, Connor	KC	61

TEAM STATISTICS

TEAM BATTING	AVG	AB	R	H	HR	BB	SO	SB	CS	TEAM PITCHING	W-L	ERA	H	CG	SHO	SV	HR	BB	SO
Stockton	.270	2294	336	620	55	285	536	38	30	Midland	31-33	3.68	535	0	2	19	31	261	441
Midland	.255	2122	282	541	36	230	489	53	30	Sacramento	32-35	3.86	578	1	3	19	54	263	503
Sacramento	.253	2251	341	570	60	252	459	55	24	Kane County	31-35	4.11	537	0	2	11	40	226	554
Kane County	.243	2213	307	538	31	293	582	56	30	Stockton	31-36	4.59	623	1	1	14	58	250	525