



# OAKLAND ATHLETICS

## Minor League Report

Oakland Athletics Baseball Company • 7000 Coliseum Way • Oakland, CA 94621  
510-638-4900 • Public Relations Facsimile 510-562-1633 • www.oaklandathletics.com

Friday, June 18, 2010



**SACRAMENTO RIVER CATS**  
Triple-A – Pacific Coast League  
Manager: Tony DeFrancesco

**Yesterday:** Win vs. Reno, 8-6 **Standing:** 33-35, 2<sup>nd</sup>, 11.5 GB  
**Today:** vs. Salt Lake 7:05 pm PT  
**Probables:** RHP Graham Godfrey (2-5, 4.63) vs. TBA

### River Cats Notables

- **OF Coco Crisp** went 0 for 3 yesterday and is now 3 for 8 (.375) through the first three games of his rehab assignment with Sacramento.
- **IF Eric Sogard** extended his hitting streak to 11 games yesterday and is batting .350 (14 for 40) over that span.
- **IF Chris Carter** is tied for second in the Pacific Coast League in home runs (15) and is tied for fourth in both RBI (47) and runs scored (46).
- **RHP Clay Mortensen** ranks first in wins (9), third in innings pitched (84.0) and is fifth in strikeouts (62).




**KANE COUNTY COUGARS**  
Single-A – Midwest League  
Manager: Aaron Nieckula

**Yesterday:** Win at Quad Cities, 3-1 **Standing:** 32-35, 6<sup>th</sup>, 10.0 GB  
**Today:** vs. Wisconsin 5:00 pm PT  
**Probables:** RHP Dan Straily (5-3, 4.76) vs. RHP Kyle Heckathorn (4-4, 2.58)

### Cougars Notables

- **OF Tyreece House** extended his hitting streak to 12 games yesterday and is batting .360 (18 for 50) over that stretch.
- **OF Myrio Richard** is on an eight-game hitting streak and is batting .483 (14 for 29) over that span.
- **IF Conner Crumbliss** ranks first in the Midwest League with 60 walks this season.
- **LHP Ian Krol** is second in WHIP (0.89), third in ERA (1.86) and fourth in opponents average (.193).



**MIDLAND ROCKHOUNDS**  
Double-A – Texas League  
Manager: Darren Bush

**Yesterday:** Win at San Antonio, 8-7 **Standing:** 32-33, 4<sup>th</sup>, 4.5 GB  
**Today:** at San Antonio 5:05 pm PT  
**Probables:** RHP Travis Banwart (5-4, 3.03) vs. LHP Cory Luebke (2-0, 0.74)


### RockHounds Notables

- **OF Val Majewski** went 2 for 5 in yesterday's win and has now hit safely in nine of his past 10 games (.385, 15 for 39).
- **OF Corey Brown** has reached base safely in 14 of his past 15 games and is batting .346 (19 for 55) with 11 walks over that span.
- **RHP Travis Banwart** ranks fourth in the Texas League in both innings pitched (77.1) and opponents batting average (.228).
- **RHP Jared Lansford** ranks third in saves (9) and is tied for fourth in games finished (15).
- **IF Alex Valdez** is tied for first in runs scored (42), is second in triples (5), is tied for third in hits (73), is fourth in total bases (118) and ninth in hitting (.291, 73 for 251).



**VANCOUVER CANADIANS**  
Single-A (Short Season) – Northwest League  
Manager: Rick Magnante

Season begins today at Eugene




**STOCKTON PORTS**  
Single-A – California League  
Manager: Steve Scarsone

**Yesterday:** Loss vs. Visalia, 10-1 **Standing:** 31-37, 4<sup>th</sup>, 13.0 GB  
**Today:** vs. Visalia 7:05 pm PT  
**Probables:** LHP Ben Hornbeck (1-1, 3.16) vs. LHP Taylor Sinclair (4-2, 4.05)

### Ports Notables

- **RHP Shawn Haviland** ranks second in the California League in strikeouts with 81.
- **IF Stephen Parker** is tied for second in walks (40), is third in doubles (22) and is tied for fourth in extra-base hits (33).
- **RHP Paul Smyth** is third among relievers in opponents batting average (.175) and ranks fifth in saves (10).



**ARIZONA A'S**  
Rookie – Arizona League  
Manager: Marcus Jensen

Season begins Monday at Angels

## MINOR LEAGUE TRANSACTIONS

June 15	Placed Marcus McBeth (SAC) on the DL with a left quad pull
June 15	Placed Henry Rodriguez (SAC) on the DL with a right hamstring strain
June 16	Placed Pedro Figueroa (MID) on the DL with a left elbow strain
June 17	Reinstated Steve Tolleson (SAC) from the DL
June 17	Transferred Beau Vaughan from MID to SAC
June 17	Reinstated Brett Hunter (STO) from the DL
June 17	Reinstated Chris Affinito and Mike Hart from the DL and transferred them from KC to VAN
June 17	Transferred Deyvi Jimenez, Douglas Landaeta, Daniel Tenholder, Pedro Vidal and Jeremy Wells from AZL to VAN
June 17	Transferred Joselito Adames, Drew Bailey, Seth Frankoff, A.J. Griffin, Wade Kirkland, Aaron Larsen, Ramon Soto, Jeff Urlaub and Josh Whitaker from VAN to AZL

Sacramento River Cats (33-35) 8, Reno Aces (27-41) 6  
June 17, 2010

	1	2	3	4	5	6	7	8	9	R	H	E
Reno	0	3	2	0	0	1	0	0	0	6	12	1
Sacramento	2	0	3	0	0	0	0	3	x	8	8	2

Reno	AB	R	H	RBI	BB	SO	LOB	AVG
Deeds, D, DH	5	0	0	0	0	2	3	.307
Gillespie, CF	4	1	2	1	1	0	1	.290
Bailey, J, 1B	3	1	0	0	2	2	2	.296
Hester, C	5	1	2	0	0	1	4	.280
Allen, LF	3	1	3	1	2	0	0	.258
Rogers, E, 3B	2	1	0	0	2	0	1	.271
a-Macias, D, PH	1	0	0	0	0	0	2	.270
Ciriaco, P, SS	4	0	2	2	0	0	3	.235
Rahl, RF	4	1	2	0	0	0	2	.234
Hallberg, 2B	3	0	1	1	0	0	1	.225
Augenstein, P	0	0	0	0	0	0	0	.143
Norberto, P	0	0	0	0	0	0	0	.000
Rivera, S, P	0	0	0	0	0	0	0	.000
Ayala, P	0	0	0	0	0	0	0	1.000
<b>Totals</b>	<b>34</b>	<b>6</b>	<b>12</b>	<b>5</b>	<b>7</b>	<b>5</b>	<b>19</b>	<b>.266</b>

Sacramento	AB	R	H	RBI	BB	SO	LOB	AVG
Crisp, CF	3	1	0	0	1	0	2	.375
Wimberly, LF	1	1	1	2	0	0	0	.278
Sogard, 2B	3	1	1	1	2	0	2	.297
Carter, 1B	4	1	0	0	1	3	3	.241
Donaldson, C	4	1	1	0	1	2	3	.270
Carson, LF-CF	4	1	3	2	0	0	0	.298
McPherson, DH	4	0	0	1	0	2	6	.273
Heether, 3B	3	1	1	1	1	0	2	.261
Taylor, M, RF	3	1	1	0	1	0	2	.226
Tolleson, SS	2	0	0	0	1	0	1	.306
Halama, P	0	0	0	0	0	0	0	.000
Hernandez, F, P	0	0	0	0	0	0	0	.000
Hunton, P	0	0	0	0	0	0	0	.000
<b>Totals</b>	<b>31</b>	<b>8</b>	<b>8</b>	<b>7</b>	<b>8</b>	<b>7</b>	<b>21</b>	<b>.253</b>

a-Flied out for Rogers, E in the 9th.

**BATTING**

**2B:** Hester (3, Halama), Hallberg (10, Halama), Allen (8, Halama), Gillespie (8, Hernandez, F), Rahl (7, Hernandez, F).

**TB:** Gillespie 3; Hester 3; Allen 4; Ciriaco, P 2; Rahl 3; Hallberg 2.

**RBI:** Ciriaco, P 2 (31), Hallberg (21), Allen (22), Gillespie (24).

**2-out RBI:** Hallberg; Gillespie.

**Runners left in scoring position, 2 out:** Deeds, D; Bailey, J; Hester;

Gillespie; Ciriaco, P 2.

**S:** Hallberg.

**SF:** Ciriaco, P.

**GIDP:** Rahl.

**Team RISP:** 5-for-16.

**Team LOB:** 10.

**BASERUNNING**

**CS:** Allen 2 (2, 2nd base by Hernandez, F/Donaldson, home by Halama/Donaldson).

**PO:** Ciriaco, P (1st base by Hernandez, F), Allen (3rd base by Halama).

**FIELDING**

**E:** Ciriaco, P (11, fielding).

**BATTING**

**2B:** Carson 2 (9, Augenstein, Augenstein), Wimberly (6, Ayala).

**TB:** Wimberly 2; Sogard; Donaldson; Carson 5; Heether; Taylor, M.

**RBI:** Carson 2 (21), McPherson (17), Heether (33), Wimberly 2 (20), Sogard (27).

**Runners left in scoring position, 2 out:** Heether; Taylor, M; Carter; McPherson 2.

**S:** Tolleson.

**SF:** McPherson.

**Team RISP:** 4-for-13.

**Team LOB:** 10.

**BASERUNNING**

**SB:** Crisp (1, 2nd base off Augenstein/Hester).

**FIELDING**

**E:** Carson (2, throw), Tolleson (8, fielding).

**DP:** (Sogard-Tolleson-Carter).

**Pickoffs:** Hernandez, F (Ciriaco, P at 1st base), Halama (Allen at 3rd base).

Reno	IP	H	R	ER	BB	SO	HR	ERA
Augenstein	5.0	4	5	3	6	5	0	5.58
Norberto (H, 2)	1.0	0	0	0	1	1	0	3.86
Rivera, S (H, 1)	1.0	1	1	1	0	0	0	23.14
Ayala (BS, 4)(L, 1-6)	1.0	3	2	2	1	1	0	5.90
<b>Totals</b>	<b>8.0</b>	<b>8</b>	<b>8</b>	<b>6</b>	<b>8</b>	<b>7</b>	<b>0</b>	<b>5.34</b>

Sacramento	IP	H	R	ER	BB	SO	HR	ERA
Halama	5.2	8	6	6	4	3	0	4.60
Hernandez, F	2.0	3	0	0	2	1	0	5.82
Hunton (W, 4-1)	1.1	1	0	0	1	1	0	3.12
<b>Totals</b>	<b>9.0</b>	<b>12</b>	<b>6</b>	<b>6</b>	<b>7</b>	<b>5</b>	<b>0</b>	<b>3.90</b>

Rivera, S pitched to 1 batter in the 8th.

**WP:** Augenstein.

**IBB:** Rogers, E (by Halama).

**HBP:** Carson (by Ayala).

**Pitches-strikes:** Augenstein 114-64, Norberto 25-15, Rivera, S 12-6, Ayala 24-12, Halama 98-52, Hernandez, F 44-28, Hunton 24-14.

**Groundouts-flyouts:** Augenstein 3-7, Norberto 1-1, Rivera, S 3-0, Ayala 1-1, Halama 8-4, Hernandez, F 1-2, Hunton 0-3.

**Batters faced:** Augenstein 26, Norberto 4, Rivera, S 4, Ayala 8, Halama 28, Hernandez, F 9, Hunton 6.

**Inherited runners-scored:** Ayala 1-1, Hernandez, F 1-1, Hunton 1-0.

**Umpires:** HP: Mark Buchanan. 1B: Cory Blaser. 2B: . 3B: John Tumpane.

**Weather:** 84 degrees, partly cloudy.

**Wind:** 6 mph, Out to RF.

**T:** 3:26.

**Att:** 8,262.



Midland RockHounds (32-33) 8, San Antonio Missions (33-32) 7  
June 17, 2010

	1	2	3	4	5	6	7	8	9	R	H	E
Midland	0	0	2	1	1	0	0	3	1	8	12	1
San Antonio	0	0	0	0	2	3	0	0	2	7	11	0

Midland	AB	R	H	RBI	BB	SO	LOB	AVG
Peterson, S, DH	5	0	1	3	0	2	3	.236
Brown, C, CF	5	0	1	1	0	2	0	.333
Baisley, 1B	5	1	3	0	0	2	0	.346
Majewski, V, RF	5	2	2	1	0	1	3	.304
Cardenas, 3B	2	1	1	1	2	1	0	.417
1-Valdez, A, PR-3B	1	0	0	0	0	0	1	.291
Gilbert, LF	4	0	0	0	0	1	4	.263
Horton, SS	5	2	3	1	0	2	2	.266
Paramore, C	2	2	0	0	2	0	2	.000
Holt, 2B	4	0	1	1	0	1	5	.284
Capra, P	0	0	0	0	0	0	0	.000
Wagner, N, P	0	0	0	0	0	0	0	.000
Souza, P	0	0	0	0	0	0	0	.000
Gordon, P	0	0	0	0	0	0	0	.000
<b>Totals</b>	<b>38</b>	<b>8</b>	<b>12</b>	<b>8</b>	<b>4</b>	<b>12</b>	<b>20</b>	<b>.256</b>

San Antonio	AB	R	H	RBI	BB	SO	LOB	AVG
Canham, LF	4	0	0	1	0	0	4	.215
Martinez, Lu, C	4	1	1	0	1	1	1	.258
Hunter, C, CF	3	1	2	3	2	0	0	.309
Forsythe, 2B	4	0	0	1	1	2	4	.262
Clark, 1B	3	1	1	1	1	1	3	.260
Darnell, 3B	5	0	2	0	0	0	4	.229
Carroll, RF	5	0	2	1	0	1	1	.258
Collins, DH	5	2	2	0	0	0	3	.259
Parrino, SS	2	2	1	0	3	1	2	.247
Kluber, P	0	0	0	0	0	0	0	.167
Oland, P	0	0	0	0	0	0	0	.000
Lara, A, P	0	0	0	0	0	0	0	.000
<b>Totals</b>	<b>35</b>	<b>7</b>	<b>11</b>	<b>7</b>	<b>8</b>	<b>6</b>	<b>22</b>	<b>.241</b>

1-Ran for Cardenas in the 8th.

**BATTING**

**2B:** Horton (5, Kluber), Cardenas (3, Kluber), Peterson, S (9, Oland).  
**TB:** Peterson, S 2; Brown, C; Baisley 3; Majewski, V 2; Cardenas 2; Horton 4; Holt.

**RBI:** Peterson, S 3 (27), Brown, C (17), Holt (9), Cardenas (5), Horton (15), Majewski, V (10).

**2-out RBI:** Brown, C; Holt; Cardenas; Peterson, S 2.

**Runners left in scoring position, 2 out:** Majewski, V; Peterson, S; Gilbert; Horton.

**Team RISP:** 6-for-15.

**Team LOB:** 8.

**BASERUNNING**

**SB:** Brown, C (5, 2nd base off Kluber/Martinez, Lu), Majewski, V (2, 2nd base off Oland/Martinez, Lu).

**FIELDING**

**E:** Baisley (2, fielding).

**DP:** 3 (Horton-Holt-Baisley, Holt-Horton-Baisley, Baisley-Horton-Baisley).

Midland	IP	H	R	ER	BB	SO	HR	ERA
Capra	5.0	3	2	1	6	4	0	3.50
Wagner, N (BS, 1)(W, 1-1)	2.0	4	3	3	1	0	0	5.40
Souza (H, 2)	1.2	4	2	2	1	1	0	3.80
Gordon (S, 1)	0.1	0	0	0	0	1	0	4.03
<b>Totals</b>	<b>9.0</b>	<b>11</b>	<b>7</b>	<b>6</b>	<b>8</b>	<b>6</b>	<b>0</b>	<b>3.72</b>

**BATTING**

**2B:** Parrino (9, Capra), Hunter, C 2 (13, Wagner, N, Souza).

**TB:** Martinez, Lu; Hunter, C 4; Clark; Darnell 2; Carroll 2; Collins 2; Parrino 2.

**RBI:** Canham (21), Forsythe (13), Hunter, C 3 (35), Clark (42), Carroll (35).

**2-out RBI:** Hunter, C 3.

**Runners left in scoring position, 2 out:** Darnell 2; Forsythe; Parrino.

**SF:** Canham.

**GIDP:** Collins; Darnell; Carroll.

**Team RISP:** 4-for-14.

**Team LOB:** 11.

**FIELDING**

**Outfield assists:** Carroll (Holt at 3rd base).

San Antonio	IP	H	R	ER	BB	SO	HR	ERA
Kluber	7.0	7	4	4	2	11	0	3.72
Oland (BS, 1)(L, 0-3)	1.2	5	4	4	2	0	0	5.01
Lara, A	0.1	0	0	0	0	1	0	4.41
<b>Totals</b>	<b>9.0</b>	<b>12</b>	<b>8</b>	<b>8</b>	<b>4</b>	<b>12</b>	<b>0</b>	<b>3.04</b>

**WP:** Oland.

**IBB:** Paramore (by Oland).

**HBP:** Clark (by Capra), Gilbert (by Oland).

**Pitches-strikes:** Capra 105-53, Wagner, N 34-23, Souza 40-26, Gordon 4-3, Kluber 105-68, Oland 40-22, Lara, A 6-3.

**Groundouts-flyouts:** Capra 6-5, Wagner, N 3-3, Souza 1-3, Gordon 0-0, Kluber 6-4, Oland 1-3, Lara, A 0-0.

**Batters faced:** Capra 24, Wagner, N 10, Souza 10, Gordon 1, Kluber 30, Oland 12, Lara, A 1.

**Inherited runners-scored:** Gordon 2-0, Lara, A 2-0.

**Umpires:** HP: Seth Buckminster. 1B: Brad Myers. 2B: . 3B: Kellen Levy.

**Weather:** 87 degrees, partly cloudy.

**Wind:** 12 mph, In from CF.

**T:** 3:17.

**Att:** 5,884.

Choose a highlighted category to sort. NOTE: Rate stats do not use qualifiers.

GI ---GAMES BY POSITION---

BATTERS	AVG	G	AB	R	H	2B	3B	HR	RBI	TB	BB	IBB	SO	SB	CS	OBP	SLG	OPS	SF	SAC	HBP	DP	1B	2B	3B	SS	OF	C	E	
<a href="#">Affronti, Michael</a>	.231	4	13	0	3	0	0	0	0	3	0	0	5	0	1	.286	.231	.516	0	0	1	0	0	0	0	4	0	0	0	
<a href="#">Baisley, Jeff</a>	.346	36	136	15	47	14	1	2	19	69	15	1	33	2	1	.413	.507	.920	2	0	2	2	15	0	17	0	0	0	2	
* <a href="#">Brown, Corey</a>	.333	23	87	18	29	3	1	5	17	49	12	0	25	5	0	.410	.563	.973	1	0	0	2	0	0	0	0	22	0	1	
* <a href="#">Cardenas, Adrian</a>	.417	7	24	7	10	3	0	0	5	13	6	0	4	0	0	.500	.542	1.042	2	0	0	0	0	4	2	0	0	0	0	
<a href="#">Carter, Yusuf</a>	.206	41	131	13	27	5	1	1	8	37	12	1	37	4	0	.271	.282	.553	1	0	0	5	4	0	0	0	1	34	4	
<a href="#">Chen, Yung Chi</a>	.168	28	101	11	17	5	2	0	9	26	7	0	14	0	0	.218	.257	.476	2	1	0	3	0	4	1	21	0	0	4	
<a href="#">Gilbert, Archie</a>	.263	58	217	29	57	17	0	7	33	95	24	0	35	13	7	.341	.438	.779	2	0	3	3	0	0	0	0	50	0	1	
* <a href="#">Holt, J.C.</a>	.284	22	95	13	27	1	1	0	9	30	4	0	25	2	0	.310	.316	.626	1	1	0	4	0	18	0	0	0	0	2	
* <a href="#">Horton, Josh</a>	.266	35	139	17	37	5	3	0	15	48	13	0	21	0	2	.327	.345	.672	1	0	0	4	0	0	0	34	0	0	5	
<a href="#">Kleen, Steve</a>	.197	39	132	13	26	6	0	4	20	44	14	1	33	1	1	.289	.333	.623	2	0	4	5	34	0	1	0	1	0	3	
* <a href="#">Majewski, Val</a>	.304	15	56	6	17	4	0	2	10	27	5	0	12	2	1	.361	.482	.843	0	0	0	4	0	0	0	0	11	0	0	
* <a href="#">Mitchell, Jermaine</a>	.234	30	94	12	22	1	3	0	8	29	15	0	31	2	6	.342	.309	.651	1	0	1	1	0	0	0	0	20	0	3	
* <a href="#">Napoleon, Dusty</a>	.200	4	10	0	2	1	0	0	0	3	3	0	0	0	0	.385	.300	.685	0	0	0	1	0	0	0	0	0	4	1	
<a href="#">Ortiz, Gabriel</a>	.266	18	64	7	17	4	0	1	11	24	3	0	16	1	1	.304	.375	.679	1	0	1	3	1	0	0	0	0	18	2	
# <a href="#">Paramore, Petey</a>	.000	2	6	2	0	0	0	0	0	0	2	1	2	0	0	.250	.000	.250	0	0	0	0	0	0	0	0	0	0	2	0
* <a href="#">Peterson, Shane</a>	.236	59	212	27	50	9	0	3	27	68	24	0	48	6	2	.325	.321	.646	4	0	6	5	7	0	0	0	45	0	2	
<a href="#">Recker, Anthony</a>	.211	11	38	8	8	1	0	1	3	12	7	0	12	1	0	.362	.316	.677	0	0	2	0	1	0	0	0	0	9	0	
<a href="#">Richard, Michael</a>	.185	9	27	1	5	0	0	0	2	5	4	0	6	1	0	.290	.185	.476	0	0	0	0	0	4	0	3	0	0	3	
* <a href="#">Sulentic, Matthew</a>	.224	58	201	29	45	6	1	1	16	56	31	1	58	5	4	.326	.279	.605	3	3	1	6	0	0	0	0	46	0	2	
# <a href="#">Thomas, David</a>	.333	1	3	1	1	1	0	0	2	2	0	0	1	0	0	.333	.667	1.000	0	0	0	0	0	0	0	0	1	0	0	
# <a href="#">Valdez, Alex</a>	.291	64	251	42	73	14	5	7	37	118	21	1	56	5	0	.353	.470	.823	2	0	4	6	0	12	47	3	0	0	6	
# <a href="#">Weeks, Jemile</a>	.304	26	102	18	31	7	3	2	13	50	8	0	19	5	4	.368	.490	.859	1	0	3	0	0	26	0	0	0	0	4	
<a href="#">Whitney, Matthew</a>	.095	6	21	1	2	0	0	0	1	2	4	1	8	0	0	.231	.095	.326	1	0	0	1	6	0	0	0	0	0	1	
Team Total	.256	65	2160	290	553	107	21	36	265	810	234	7	501	55	30	.333	.375	.708	27	5	28	55							53	
PITCHERS	W	L	ERA	G	GS	CG	SHO	SV	SVO	IP	H	R	ER	HR	HB	BB	IBB	SO	BK	WP	GO/AO	DP	WHIP	AVG	AB	TBF	SF	GF	HLD	
<a href="#">Banwart, Travis</a>	5	4	3.03	13	13	0	0	0	0	77.1	65	34	26	7	3	29	0	57	0	4	1.05	5	1.22	.228	285	319	1	0	0	
* <a href="#">Capra, Anthony</a>	5	6	3.50	13	13	0	0	0	0	61.2	45	27	24	4	4	43	0	54	0	4	1.14	7	1.43	.210	214	268	3	0	0	
* <a href="#">Edell, Ryan</a>	2	1	1.42	6	6	0	0	0	0	31.2	30	5	5	0	1	5	0	19	0	2	1.00	5	1.11	.254	118	126	0	0	0	
* <a href="#">Figueroa, Pedro</a>	1	6	5.30	13	13	0	0	0	0	71.1	84	45	42	6	2	29	1	57	5	4	1.39	3	1.58	.295	285	319	2	0	0	
<a href="#">Friend, Justin</a>	1	1	3.69	17	1	0	0	0	2	31.2	39	19	13	0	1	21	1	25	0	2	1.13	3	1.89	.312	125	150	2	3	3	
* <a href="#">Gordon, Derrick</a>	1	1	4.03	18	0	0	0	1	1	29.0	24	16	13	1	2	14	0	23	0	3	1.50	2	1.31	.222	108	128	2	3	2	
* <a href="#">Hernandez, Carlos</a>	5	1	3.84	13	12	0	0	0	0	61.0	62	28	26	3	0	29	0	45	0	3	1.30	3	1.49	.266	233	265	1	1	0	
* <a href="#">Hornbeck, Ben</a>	2	3	5.87	8	7	0	0	1	1	38.1	43	27	25	3	3	19	0	26	0	7	2.71	9	1.62	.289	149	173	2	1	0	
<a href="#">Lansford, Jared</a>	3	0	2.59	20	0	0	0	8	8	24.1	20	7	7	0	1	13	0	20	0	2	3.17	6	1.36	.247	81	98	0	15	2	
<a href="#">Leon, Arnold</a>	0	0	6.23	3	0	0	0	0	0	4.1	6	3	3	1	0	3	0	1	0	2	1.20	0	2.08	.333	18	22	0	0	0	
<a href="#">Ray, Jason</a>	3	3	2.43	20	0	0	0	0	1	29.2	24	12	8	1	0	16	1	15	0	10	0.95	2	1.35	.220	109	129	4	5	3	
<a href="#">Sattler, Daniel</a>	0	0	4.64	14	0	0	0	0	0	21.1	17	11	11	1	2	12	1	16	0	2	1.19	1	1.36	.221	77	93	0	8	3	
<a href="#">Souza, Justin</a>	1	1	3.80	16	0	0	0	2	2	23.2	24	12	10	1	0	11	1	23	0	1	0.57	2	1.48	.264	91	104	1	6	2	
<a href="#">Storey, Mickey</a>	1	2	3.65	15	0	0	0	2	3	24.2	18	11	10	3	2	7	1	22	1	2	1.04	1	1.01	.205	88	101	3	7	5	
<a href="#">Vaughan, Beau</a>	1	3	1.95	24	0	0	0	6	8	32.1	30	12	7	0	1	6	2	29	0	1	1.00	1	1.11	.238	126	138	3	14	3	
<a href="#">Wagner, Neil</a>	1	1	5.40	8	0	0	0	0	1	13.1	15	9	8	0	0	12	2	15	0	1	1.88	2	2.03	.288	52	64	0	2	1	
Team Total	32	33	3.72	65	65	0	2	20	27	575.2	546	278	238	31	22	269	10	447	6	50	1.25	52	1.42	.253	2159	2497	24	65	24	

KEY: \* - lefthanded hitter/pitcher, # - switch hitter

Visalia Rawhide (35-33) 10, Stockton Ports (31-37) 1  
June 17, 2010

	1	2	3	4	5	6	7	8	9	R	H	E
Visalia	2	0	0	0	0	2	2	0	4	10	10	0
Stockton	0	0	0	0	1	0	0	0	0	1	3	2

Visalia	AB	R	H	RBI	BB	SO	LOB	AVG
Greer, SS	4	2	1	2	1	2	4	.230
Marte, A, CF	5	1	1	0	0	2	2	.244
Wheeler, R, 3B	5	0	0	0	0	3	2	.289
Goldschmidt, 1B	4	2	2	2	1	0	1	.293
Krauss, LF	4	1	2	1	1	2	1	.281
Ford, DH	4	2	2	4	0	0	2	.233
Greene, K, RF	5	1	2	1	0	2	3	.280
Perez, R, C	1	1	0	0	4	0	0	.270
Montilla, 2B	5	0	0	0	0	3	5	.179
Cook, P	0	0	0	0	0	0	0	.000
Robowski, R, P	0	0	0	0	0	0	0	.000
Totals	37	10	10	10	7	14	20	.258

Stockton	AB	R	H	RBI	BB	SO	LOB	AVG
Mitchell, J, CF	4	0	0	0	0	2	2	.325
Green, DH	3	0	0	0	1	0	2	.306
Parker, S, 3B	4	0	0	0	0	4	1	.308
Spina, 1B	4	0	0	0	0	3	1	.254
Johnson, T, LF-RF	4	0	1	0	0	1	0	.250
Barfield, RF	3	1	1	1	0	0	1	.270
Keough, LF	0	0	0	0	0	0	0	.232
Ladendorf, SS	2	0	1	0	1	0	0	.267
Ortiz, R, C	3	0	0	0	0	0	2	.304
Richard, M, 2B	2	0	0	0	1	0	0	.226
Oseguera, P	0	0	0	0	0	0	0	.000
Sewell, P	0	0	0	0	0	0	0	.000
Carignan, P	0	0	0	0	0	0	0	.000
Hunter, P	0	0	0	0	0	0	0	.000
Totals	29	1	3	1	3	10	9	.268

**BATTING**

**2B:** Marte, A (13, Oseguera), Krauss (13, Oseguera), Greene, K (15, Oseguera).

**HR:** Greer (3, 6th inning off Sewell, 1 on, 2 out), Goldschmidt (13, 7th inning off Sewell, 0 on, 1 out), Ford 2 (8, 7th inning off Sewell, 0 on, 2 out; 9th inning off Hunter, 2 on, 1 out), Greene, K (8, 9th inning off Hunter, 0 on, 1 out).

**TB:** Greer 4; Marte, A 2; Goldschmidt 5; Krauss 3; Ford 8; Greene, K 6.

**RBI:** Goldschmidt 2 (42), Krauss (36), Greer 2 (21), Ford 4 (39), Greene, K (34).

**2-out RBI:** Krauss; Greer 2; Ford.

**Runners left in scoring position, 2 out:** Ford; Greene, K 2.

**GIDP:** Greer.

**Team RISP:** 2-for-8.

**Team LOB:** 8.

**FIELDING**

**DP:** (Greer-Montilla-Goldschmidt).

**BATTING**

**HR:** Barfield (7, 5th inning off Cook, 0 on, 0 out).

**TB:** Johnson, T; Barfield 4; Ladendorf.

**RBI:** Barfield (43).

**Runners left in scoring position, 2 out:** Ortiz, R; Green.

**GIDP:** Barfield.

**Team RISP:** 0-for-3.

**Team LOB:** 4.

**BASERUNNING**

**SB:** Ladendorf (10, 2nd base off Cook/Perez, R).

**FIELDING**

**E:** Mitchell, J (2, fielding), Parker, S (14, throw).

**DP:** (Parker, S-Spina).

Visalia	IP	H	R	ER	BB	SO	HR	ERA
Cook (W, 2-4)	8.0	3	1	1	3	8	1	4.72
Robowski, R	1.0	0	0	0	0	2	0	4.18
Totals	9.0	3	1	1	3	10	1	4.27

Stockton	IP	H	R	ER	BB	SO	HR	ERA
Oseguera (L, 1-2)	5.2	5	3	3	4	7	0	4.84
Sewell	1.1	3	3	3	0	2	3	3.68
Carignan	1.0	0	0	0	1	3	0	6.16
Hunter	1.0	2	4	4	2	2	2	9.90
Totals	9.0	10	10	10	7	14	5	4.67

**HBP:** Ford (by Oseguera).

**Groundouts-flyouts:** Cook 11-5, Robowski, R 0-1, Oseguera 6-4, Sewell 0-2, Carignan 0-0, Hunter 0-1.

**Batters faced:** Cook 29, Robowski, R 3, Oseguera 27, Sewell 7, Carignan 4, Hunter 7.

**Inherited runners-scored:** Sewell 1-1.

**Umpires:** HP: Mike Goebel. 1B: Ryan Blakney. 2B: . 3B: .

**Weather:** 86 degrees, clear.

**Wind:** 11 mph, Out to LF.

**T:** 2:33.

**Att:** 1,941.

Choose a highlighted category to sort. NOTE: Rate stats do not use qualifiers.

GI ---GAMES BY POSITION---

Table with columns: BATTERS, AVG, G, AB, R, H, 2B, 3B, HR, RBI, TB, BB, IBB, SO, SB, CS, OBP, SLG, OPS, SF, SAC, HBP, DP, 1B, 2B, 3B, SS, OF, C, E. Rows include players like Barfield, Jeremy; Castillo, Gernaldo; Christian, Jason; Crisotomo, Jose; Crisp, Coco; Ellis, Mark; Green, Grant; Horton, Josh; Johnson, Todd; Ka'aihue, Kala; Keough, Shane; Ladendorf, Tyler; Mitchell, Jermaine; Napoleon, Dusty; Ortiz, Ryan; Paramore, Petev; Parker, Stephen; Richard, Michael; Spina, Michael; Thomas, David; Whitney, Matthew. Team Total: .268 68 2323 337 623 130 17 56 312 955 288 7 546 39 30 .352 .411 .763 24 6 25 55 93

Table with columns: PITCHERS, W, L, ERA, G, GS, CG, SHO, SV, SVO, IP, H, R, ER, HR, HB, BB, IBB, SO, BK, WP, GO/AO, DP, WHIP, AVG, AB, TBF, SF, GF, HLD. Rows include players like Barham, Trey; Carignan, Andrew; Deal, Scott; De Los Santos, Fautino; Haviland, Shawn; Hodsdon, Scott; Hornbeck, Ben; Hunter, Brett; Madsen, Michael; McDaniel, Dan; Murray, Justin; Oseguera, Paul; Pina, Jose; Ramirez, Anvioris; Sattler, Daniel; Sewell, Lance; Smalley, Kenny; Smith, Murphy; Smyth, Paul; Thomas, Daniel; Wuertz, Michael. Team Total: 31 37 4.67 68 68 1 1 14 27 597.0 633 362 310 63 37 257 11 539 4 48 1.14 44 1.49 .271 2338 2674 23 67 26

KEY: \* - lefthanded hitter/pitcher, # - switch hitter

Kane County Cougars (32-35) 3, Quad Cities River Bandits (39-27) 1  
June 17, 2010

	1	2	3	4	5	6	7	8	9	R	H	E
Kane County	0	0	0	3	0	0	0	0	0	3	4	1
Quad Cities	0	0	0	0	0	1	0	0	0	1	6	2

Kane County	AB	R	H	RBI	BB	SO	LOB	AVG	Quad Cities	AB	R	H	RBI	BB	SO	LOB	AVG
Crumbliss, 2B	3	0	0	0	2	0	0	.248	Jackson, R, SS	4	0	1	0	0	1	0	.262
House, CF	4	0	1	0	0	0	2	.266	Stidham, DH	4	0	0	0	0	4	3	.264
Aliotti, A, 1B	3	1	1	0	1	2	0	.258	Vasquez, N, 3B	4	1	1	0	0	1	3	.266
Stassi, DH	4	1	1	2	0	0	2	.250	Adams, 1B	4	0	2	1	0	2	0	.282
Dixon, Ra, LF	3	1	1	0	0	1	0	.267	Rodriguez, Ry, RF	4	0	1	0	0	1	2	.259
Walton, RF	4	0	0	0	0	1	3	.287	Stock, C	4	0	0	0	0	1	1	.203
Gil, 3B	3	0	0	0	0	0	2	.223	1-Swinson, PR	0	0	0	0	0	0	0	.254
Gilmartin, SS	4	0	0	0	0	1	2	.225	Parejo, CF	4	0	0	0	0	2	3	.198
Nunez, J, C	4	0	0	0	0	2	1	.151	Beatty, LF	3	0	1	0	1	0	2	.226
Gilliam, R, P	0	0	0	0	0	0	0	.000	Goodwin, 2B	2	0	0	0	1	0	1	.000
Ramirez, An, P	0	0	0	0	0	0	0	.000	Miller, S, P	0	0	0	0	0	0	0	.000
Guzman, P	0	0	0	0	0	0	0	.000	Hooker, P	0	0	0	0	0	0	0	.000
Totals	32	3	4	2	3	7	12	.241	Calhoun, D, P	0	0	0	0	0	0	0	.000
									Simpson, P	0	0	0	0	0	0	0	.000
									Totals	33	1	6	1	2	12	15	.255

1-Ran for Stock in the 9th.

**BATTING**

HR: Stassi (9, 4th inning off Hooker, 1 on, 0 out).  
 TB: House; Aliotti, A; Stassi 4; Dixon, Ra.  
 RBI: Stassi 2 (37).  
 Runners left in scoring position, 2 out: Gilmartin; Stassi.  
 Team RISP: 0-for-5.  
 Team LOB: 7.

**BATTING**

2B: Vasquez, N (16, Gilliam, R).  
 TB: Jackson, R; Vasquez, N 2; Adams 2; Rodriguez, Ry; Beatty.  
 RBI: Adams (31).  
 Runners left in scoring position, 2 out: Vasquez, N 2; Beatty 2.  
 GIDP: Rodriguez, Ry.  
 Team RISP: 2-for-7.  
 Team LOB: 7.

**BASERUNNING**

SB: Dixon, Ra (5, 2nd base off Hooker/Stock).

**FIELDING**

E: Jackson, R (17, throw), Hooker (1, fielding).  
 DP: (Goodwin-Adams).

**FIELDING**

E: House (4, fielding).  
 DP: (Crumbliss-Gilmartin-Aliotti, A).

Kane County	IP	H	R	ER	BB	SO	HR	ERA	Quad Cities	IP	H	R	ER	BB	SO	HR	ERA
Gilliam, R (W, 4-5)	5.1	3	1	1	2	8	0	4.16	Miller, S	2.2	1	0	0	1	2	0	4.79
Ramirez, An (H, 1)	2.2	2	0	0	0	2	0	5.89	Hooker (L, 3-3)	3.0	2	3	2	1	3	1	2.44
Guzman (S, 8)	1.0	1	0	0	0	2	0	3.49	Calhoun, D	2.1	1	0	0	1	1	0	4.74
Totals	9.0	6	1	1	2	12	0	4.06	Simpson	1.0	0	0	0	0	1	0	2.15
									Totals	9.0	4	3	2	3	7	1	3.84

WP: Guzman 2.

HBP: Dixon, Ra (by Hooker), Gil (by Hooker).

Groundouts-flyouts: Gilliam, R 2-4, Ramirez, An 3-2, Guzman 1-0, Miller, S 2-4, Hooker 1-3, Calhoun, D 4-2, Simpson 2-0.

Batters faced: Gilliam, R 21, Ramirez, An 9, Guzman 5, Miller, S 10, Hooker 15, Calhoun, D 9, Simpson 3.

Inherited runners-scored: Ramirez, An 1-1, Hooker 1-0, Calhoun, D 2-0.

Ejections: Quad Cities River Bandits Manager Johnny Rodriguez ejected by HP umpire Will Thornewell (6th); Quad Cities River Bandits pitcher Deryk Hooker ejected by HP umpire Will Thornewell (6th).

Umpires: HP: Will Thornewell. 1B: Brett Houseman. 2B: . 3B: .

Weather: 85 degrees, clear.

Wind: 15 mph, R to L.

T: 2:54.

Att: 3,804.



Choose a highlighted category to sort. NOTE: Rate stats do not use qualifiers.

GI ---GAMES BY POSITION---

BATTERS	AVG	G	AB	R	H	2B	3B	HR	RBI	TB	BB	IBB	SO	SB	CS	OBP	SLG	OPS	SF	SAC	HBP	DP	1B	2B	3B	SS	OF	C	E
<a href="#">Affinito, Christopher</a>	.141	21	71	7	10	2	0	2	9	18	11	0	34	0	0	.250	.254	.504	2	0	0	1	1	0	0	0	0	2	2
* <a href="#">Aliotti, Anthony</a>	.258	63	209	35	54	11	0	1	33	68	46	1	71	6	1	.395	.325	.720	3	2	3	5	59	0	0	0	0	0	8
* <a href="#">Crumbliss, Conner</a>	.248	63	226	44	56	12	1	1	26	73	60	0	41	13	6	.404	.323	.727	4	1	2	3	0	51	0	0	10	0	4
<a href="#">Dixon, Rashun</a>	.267	50	180	28	48	11	2	5	25	78	28	0	56	5	3	.373	.433	.806	1	0	3	1	0	0	0	0	47	0	1
<a href="#">Gil, Leonardo</a>	.223	61	233	34	52	12	3	7	38	91	16	0	57	2	2	.276	.391	.667	5	2	3	6	0	0	53	5	0	0	11
# <a href="#">Gilmartin, Michael</a>	.225	63	222	18	50	13	1	2	24	71	24	0	66	6	2	.308	.320	.628	3	3	4	5	0	0	0	62	0	0	15
<a href="#">Hernandez, Franklin</a>	.193	33	109	9	21	5	0	1	13	29	5	0	26	1	1	.235	.266	.501	0	1	1	4	11	0	0	0	16	0	6
<a href="#">House, Tyreace</a>	.266	53	188	40	50	3	0	0	12	53	38	0	39	11	5	.393	.282	.675	1	3	2	4	0	0	0	0	50	0	4
<a href="#">Levia, Nino</a>	.224	36	125	13	28	2	0	0	11	30	8	0	38	4	2	.271	.240	.511	0	2	0	3	0	17	15	0	0	0	2
* <a href="#">Napoleon, Dusty</a>	.400	2	5	0	2	1	0	0	0	3	4	0	2	0	0	.667	.600	1.267	0	0	0	1	0	0	0	0	1	0	0
<a href="#">Nunez, Juan</a>	.151	22	73	6	11	2	0	1	4	16	4	0	22	0	0	.195	.219	.414	0	0	0	1	0	0	0	0	0	21	6
<a href="#">Richard, Myrio</a>	.263	56	213	25	56	17	2	1	22	80	22	0	28	3	4	.339	.376	.714	1	0	3	3	0	0	0	0	52	0	5
<a href="#">Stassi, Max</a>	.250	57	220	29	55	13	1	9	37	97	19	0	72	3	2	.321	.441	.762	2	0	5	6	0	0	0	0	0	46	8
<a href="#">Walton, Kent</a>	.287	43	171	22	49	16	1	2	30	73	11	0	37	3	2	.346	.427	.772	3	0	6	4	0	0	0	0	31	0	2
Team Total	.241	67	2245	310	542	120	11	32	284	780	296	1	589	57	30	.335	.347	.682	25	14	32	47							90

PITCHERS	W	L	ERA	G	GS	CG	SHO	SV	SVO	IP	H	R	ER	HR	HB	BB	IBB	SO	BK	WP	GO/AO	DP	WHIP	AVG	AB	TBF	SF	GF	HLD
<a href="#">Christensen, Kyle</a>	0	2	6.92	5	2	0	0	0	0	13.0	13	10	10	0	3	6	0	4	0	1	1.13	0	1.46	.265	49	60	1	1	1
<a href="#">Garcia, Hector</a>	0	1	4.34	12	0	0	0	0	1	18.2	17	13	9	1	2	15	0	18	1	6	4.29	2	1.71	.233	73	91	0	5	1
<a href="#">Gilliam, Robert</a>	4	5	4.16	14	14	0	0	0	0	80.0	78	40	37	7	3	27	0	63	2	6	0.70	5	1.31	.261	299	337	5	0	0
<a href="#">Guzman, Jose</a>	3	1	3.49	22	0	0	0	8	10	28.1	26	15	11	1	1	9	0	34	1	5	1.24	1	1.24	.241	108	120	1	19	0
<a href="#">Hoehn, Connor</a>	4	3	3.45	21	0	0	0	1	1	44.1	27	19	17	3	5	20	0	61	0	4	0.97	0	1.06	.171	158	186	0	3	3
* <a href="#">Huttenlocker, Anthony</a>	1	1	2.57	13	0	0	0	0	0	21.0	16	6	6	0	1	8	0	25	0	0	1.06	0	1.14	.208	77	87	1	2	1
<a href="#">Joseph, Jonathan</a>	0	3	4.67	7	2	0	0	0	0	17.1	17	11	9	1	2	11	1	18	0	8	0.94	2	1.62	.250	68	82	1	1	2
* <a href="#">Krol, Ian</a>	5	2	1.86	14	13	0	0	0	0	67.2	47	20	14	1	4	13	1	52	3	0	1.42	2	0.89	.193	243	266	3	1	0
<a href="#">Lansford, Josh</a>	0	1	4.24	21	0	0	0	0	0	23.1	28	12	11	2	1	8	0	24	1	2	0.83	1	1.54	.301	93	104	2	11	2
* <a href="#">Marks, Justin</a>	2	7	5.67	13	13	0	0	0	0	66.2	72	48	42	9	5	28	0	66	0	7	1.21	5	1.50	.274	263	298	0	0	0
<a href="#">Mederos, Chris</a>	2	2	1.88	5	5	0	0	0	0	24.0	19	9	5	0	0	7	0	20	0	2	2.13	0	1.08	.207	92	100	0	0	0
<a href="#">Nunez, Juan</a>	0	0	0.00	1	0	0	0	0	0	0.1	0	0	0	0	0	1	0	0	0	0	0.00	0	3.00	.000	1	2	0	1	0
* <a href="#">Peterson, Max</a>	2	2	4.42	12	0	0	0	2	5	18.1	14	9	9	3	1	9	1	22	0	1	1.46	2	1.25	.215	65	78	0	7	0
<a href="#">Pina, Jose</a>	0	0	5.59	6	0	0	0	0	0	9.2	13	6	6	3	3	1	0	13	0	2	1.00	2	1.45	.333	39	44	0	3	2
* <a href="#">Quigley, Ryan</a>	0	0	6.62	11	0	0	0	2	17.2	22	16	13	3	0	10	0	17	1	6	2.18	1	1.81	.310	71	85	3	4	2	
* <a href="#">Ramirez, Anvioris</a>	0	1	5.89	6	2	0	0	1	1	18.1	23	14	12	1	0	7	0	10	1	0	1.39	4	1.64	.315	73	80	0	1	1
<a href="#">Schultz, Bo</a>	2	1	2.66	21	0	0	0	0	0	40.2	31	15	12	0	8	19	2	34	2	3	3.00	4	1.23	.209	148	177	1	8	1
<a href="#">Smith, Murphy</a>	2	0	4.91	3	3	0	0	0	0	18.1	19	10	10	0	0	4	1	15	0	1	1.44	1	1.25	.268	71	76	1	0	0
<a href="#">Straily, Daniel</a>	5	3	4.76	13	13	0	0	0	0	64.1	61	38	34	5	3	25	1	70	0	4	1.21	3	1.34	.252	242	274	4	0	0
Team Total	32	35	4.06	67	67	0	2	12	20	592.0	543	311	267	40	42	228	7	566	12	58	1.26	35	1.30	.243	2233	2547	23	67	16

KEY: \* - lefthanded hitter/pitcher, # - switch hitter

Oakland Athletics  
 Organization Leaders  
 (As of 06/18/2010 02:35 AM EDT)

BATTING TOP 10 (minimum 2.7 PA/team game)

BATTER	CLUB	AVG	G	AB	R	H	HR	RBI
Parker, Stephen	STK	.308	67	247	46	76	9	41
Green, Grant	STK	.306	65	271	45	83	5	29
Horton, Josh	MID	.302	43	169	22	51	2	21
Sogard, Eric	SAC	.297	67	239	38	71	1	27
Valdez, Alex	MID	.291	64	251	42	73	7	37
Walton, Kent	KC	.287	43	171	22	49	2	30
Mitchell, Jermaine	STK	.284	59	208	36	59	2	17
Wimberly, Corey	SAC	.278	66	259	44	72	1	20
Donaldson, Josh	SAC	.270	45	163	27	44	8	43
Barfield, Jeremy	STK	.270	67	252	38	68	7	43

PITCHING TOP 10 (minimum 0.8 IP/team game)

PITCHER	CLUB	W-L	ERA	IP	H	BB	SO
Krol, Ian	KC	5-2	1.86	67.2	47	13	52
Banwart, Travis	MID	5-4	3.03	77.1	65	29	57
Middleton, Kyle	SAC	3-5	3.07	55.2	48	24	35
Capra, Anthony	MID	5-6	3.50	61.2	45	43	54
Murray, Justin	STK	6-3	3.69	68.1	73	32	54
Hernandez, Carlos	MID	5-1	3.84	61.0	62	29	45
Mortensen, Clay	SAC	9-2	3.96	84.0	86	28	62
Haviland, Shawn	STK	6-3	4.07	77.1	88	16	81
Gilliam, Robert	KC	4-5	4.16	80.0	78	27	63
Godfrey, Graham	SAC	2-5	4.63	68.0	63	35	56

HOME RUNS

Carter, Chris	SAC	15
Spina, Michael	STK	11
Parker, Stephen	STK	9
Stassi, Max	KC	9
Donaldson, Josh	SAC	8

WINS

Mortensen, Clay	SAC	9
Haviland, Shawn	STK	6
Murray, Justin	STK	6
6 others tied at 5.		

RBI

Spina, Michael	STK	53
Carter, Chris	SAC	47
Barfield, Jeremy	STK	43
Donaldson, Josh	SAC	43
Parker, Stephen	STK	41

SAVES

Smyth, Paul	STK	10
Rodriguez, Henry	SAC	9
Guzman, Jose	KC	8
Lansford, Jared	MID	8
2 others tied at 6.		

STOLEN BASES

Wimberly, Corey	SAC	26
Crumbliss, Conner	KC	13
Gilbert, Archie	MID	13
House, Tyreace	KC	11
Ladendorf, Tyler	STK	10

STRIKEOUTS

Haviland, Shawn	STK	81
Straily, Daniel	KC	70
Marks, Justin	KC	66
Gilliam, Robert	KC	63
Mortensen, Clay	SAC	62

TEAM STATISTICS

TEAM BATTING	AVG	AB	R	H	HR	BB	SO	SB	CS	TEAM PITCHING	W-L	ERA	H	CG	SHO	SV	HR	BB	SO
Stockton	.268	2323	337	623	56	288	546	39	30	Midland	32-33	3.72	546	0	2	20	31	269	447
Midland	.256	2160	290	553	36	234	501	55	30	Sacramento	33-35	3.90	590	1	3	19	54	270	508
Sacramento	.253	2282	349	578	60	260	466	56	24	Kane County	32-35	4.06	543	0	2	12	40	228	566
Kane County	.241	2245	310	542	32	296	589	57	30	Stockton	31-37	4.67	633	1	1	14	63	257	539