




OAKLAND ATHLETICS

Minor League Report

Oakland Athletics Baseball Company • 7000 Coliseum Way • Oakland, CA 94621
510-638-4900 • Public Relations Facsimile 510-562-1633 • www.oaklandathletics.com

Monday, June 21, 2010




SACRAMENTO RIVER CATS
Triple-A – Pacific Coast League
Manager: Tony DeFrancesco

Yesterday: Loss vs. Salt Lake, 7-5 **Standing:** 35-36, 2nd, 10.5 GB
Today: vs. Salt Lake 7:05 pm PT
Probables: RHP Kyle Middleton (3-5, 3.07) vs. RHP Fernando Rodriguez (1-2, 6.43)

River Cats Notables

- **OF Coco Crisp** went 2 for 4 yesterday and is batting .588 (10 for 17) through the first five games of his rehab assignment with Sacramento.
- **IF Eric Sogard** is on a 13-game hitting streak and is batting .367 (18 for 49) over that span.
- **IF Chris Carter** is second in the Pacific Coast League in RBI (52) and is tied for second in home runs (15).
- **RHP Clay Mortensen** ranks first in wins (9), second in innings pitched (91.0) and third in strikeouts (69).




KANE COUNTY COUGARS
Single-A – Midwest League
Manager: Aaron Nieckula

Yesterday: Loss vs. Wisconsin, 3-1 **Standing:** 32-37, 6th, 11.5 GB
Today: Off day

Cougars Notables

- **OF Myrio Richard** went 3 for 4 yesterday and has now hit safely in nine of his past 10 games (.459, 17 for 37).
- **IF Conner Crumbliss** ranks first in the Midwest League with 61 walks this season.
- **LHP Ian Krol** is first in WHIP (0.89), third in ERA (1.86) and fifth in opponents batting average (.193).



MIDLAND ROCKHOUNDS
Double-A – Texas League
Manager: Darren Bush

Yesterday: Win at San Antonio, 8-5 **Standing:** 34-34, T-3rd, 3.5 GB
Today: vs. Frisco 4:30 pm PT
Probables: LHP Carlos Hernandez (5-1, 3.84) vs. TBA

RockHounds Notables

- **RHP Jared Lansford** pitched a scoreless ninth yesterday to earn his ninth save, which is good for third best in the Texas League.
- **OF Val Majewski** went 2 for 4 yesterday and has now hit safely in 10 of his past 12 games (.362, 17 for 47).
- **RHP Travis Banwart** ranks fourth in the TL in innings pitched (83.1), fifth in opponents batting average (.231) and ninth in ERA (2.92).
- **IF Alex Valdez** is second in triples (5) and fourth in both runs scored (44) and total bases (123).



VANCOUVER CANADIANS
Single-A (Short Season) – Northwest League
Manager: Rick Magnante

Yesterday: Loss at Eugene, 4-3 **Standing:** 1-2, 3rd, 2.0 GB
Today: vs. Spokane 7:05 pm PT
Probables: RHP Nathan Long (0-0, 0.00) vs. RHP Zack Osborne (0-0, 0.00)

Canadians Notables

- **OF Jose Crisotomo** went 3 for 4 yesterday and is now 4 for 8 (.500) with Vancouver this season.
- **RHP Jonathan Joseph** allowed one run over five innings yesterday in a no decision (4 h, 0 bb, 6 so).
- **IF A.J. Kirby-Jones** hit his first home run of the season in yesterday's loss.



STOCKTON PORTS
Single-A – California League
Manager: Steve Scarsone

Yesterday: Loss vs. Visalia, 13-4 **Standing:** 31-39, 4th, 14.0 GB
Today: Off day

Ports Notables

- **IF Grant Green** went 3 for 5 yesterday and now ranks third in the California League with 90 hits.
- **IF Michael Spina** hit his 12th home run of the season yesterday and now ranks fourth in the CL in RBI with 55.
- **IF Stephen Parker** is tied for second in walks (45) and is third in doubles (23).
- **RHP Paul Smyth** is third among relievers in opponents batting average (.171) and ranks fifth in saves (10).



ARIZONA A'S
Rookie – Arizona League
Manager: Marcus Jensen

Season begins today at Angels

MINOR LEAGUE TRANSACTIONS

June 15	Placed Marcus McBeth (SAC) on the DL with a left quad pull
June 15	Placed Henry Rodriguez (SAC) on the DL with a right hamstring strain
June 16	Placed Pedro Figueroa (MID) on the DL with a left elbow strain
June 17	Reinstated Steve Tolleson (SAC) from the DL
June 17	Transferred Beau Vaughan from MID to SAC
June 17	Reinstated Brett Hunter (STO) from the DL
June 17	Reinstated Chris Affinito and Mike Hart from the DL and transferred them from KC to VAN
June 17	Transferred Deyvi Jimenez, Douglas Landaeta, Daniel Tenholder, Pedro Vidal and Jeremy Wells from AZL to VAN
June 17	Transferred Joselito Adames, Drew Bailey, Seth Frankoff, A.J. Griffin, Wade Kirkland, Aaron Larsen, Ramon Soto, Jeff Urlaub and Josh Whitaker from VAN to AZL

Salt Lake Bees (35-33) 7, Sacramento River Cats (35-36) 5
June 20, 2010

	1	2	3	4	5	6	7	8	9	R	H	E
Salt Lake	0	1	0	4	0	0	2	0	0	7	9	0
Sacramento	0	0	0	2	3	0	0	0	0	5	8	1

Salt Lake	AB	R	H	RBI	BB	SO	LOB	AVG
Bourjos, CF	4	1	1	1	1	0	0	.262
Sutton, 2B	3	0	0	1	1	0	2	.284
Ryan, LF	5	1	2	0	0	1	2	.360
Aldridge, C, RF	5	0	0	0	0	2	4	.314
Trumbo, 1B	3	1	0	0	1	0	2	.283
McAnulty, 3B	4	2	3	2	0	0	0	.359
Patchett, SS	0	0	0	0	0	0	0	.254
Conger, DH	4	1	1	1	0	1	2	.277
Budde, C	4	0	1	0	0	2	1	.221
Colmenares, SS-3B	4	1	1	0	0	1	2	.273
Davidson, P	0	0	0	0	0	0	0	.000
Diaz, Am, P	0	0	0	0	0	0	0	.000
Thompson, R, P	0	0	0	0	0	0	0	.000
Kohn, P	0	0	0	0	0	0	0	.000
Totals	36	7	9	5	3	7	15	.268

Sacramento	AB	R	H	RBI	BB	SO	LOB	AVG
Crisp, CF	4	1	2	0	1	0	1	.588
Carson, LF	5	0	0	0	0	3	3	.297
Carter, 1B	4	0	0	0	1	3	1	.237
Heether, 3B	2	1	0	0	3	0	0	.255
McPherson, DH	4	2	2	3	0	1	3	.293
Taylor, M, RF	4	1	1	0	0	3	1	.235
Tolleson, 2B	3	0	1	1	1	1	0	.307
Recker, C	3	0	1	1	1	1	1	.213
Wimberly, SS	4	0	1	0	0	0	4	.280
Haviland, P	0	0	0	0	0	0	0	.000
Hernandez, F, P	0	0	0	0	0	0	0	.000
Ramirez, E, P	0	0	0	0	0	0	0	.000
Totals	33	5	8	5	7	12	14	.257

BATTING

2B: McAnulty 2 (4, Haviland, Ramirez, E), Conger (13, Haviland), Ryan (9, Hernandez, F).

TB: Bourjos; Ryan 3; McAnulty 5; Conger 2; Budde; Colmenares.

RBI: Bourjos (25), Conger (22), Sutton (19), McAnulty 2 (13).

2-out RBI: Bourjos; McAnulty 2.

Runners left in scoring position, 2 out: Trumbo; Sutton 2; Conger.

SF: Sutton.

Team RISP: 4-for-13.

Team LOB: 6.

BASERUNNING

SB: Bourjos (15, 2nd base off Haviland/Recker).

FIELDING

DP: (McAnulty-Sutton-Trumbo).

BATTING

2B: Crisp (2, Davidson), Tolleson (10, Davidson).

HR: McPherson (4, 5th inning off Davidson, 2 on, 2 out).

TB: Crisp 3; McPherson 5; Taylor, M; Tolleson 2; Recker; Wimberly.

RBI: Tolleson (18), Recker (15), McPherson 3 (21).

2-out RBI: McPherson 3.

Runners left in scoring position, 2 out: McPherson; Carson.

GIDP: Wimberly.

Team RISP: 3-for-6.

Team LOB: 8.

BASERUNNING

CS: Crisp (1, 3rd base by Davidson/Budde).

FIELDING

E: Haviland (1, throw).

Salt Lake	IP	H	R	ER	BB	SO	HR	ERA
Davidson	5.0	7	5	5	4	7	1	5.38
Diaz, Am (W, 1-0)	2.0	0	0	0	3	2	0	3.33
Thompson, R (H, 3)	1.0	1	0	0	0	1	0	0.73
Kohn (S, 4)	1.0	0	0	0	0	2	0	1.38
Totals	9.0	8	5	5	7	12	1	5.17

Sacramento	IP	H	R	ER	BB	SO	HR	ERA
Haviland	3.1	6	5	2	2	3	0	5.40
Hernandez, F (L, 0-6)	3.0	2	1	1	0	2	0	5.62
Ramirez, E	2.2	1	1	1	1	2	0	5.28
Totals	9.0	9	7	4	3	7	0	3.96

IBB: Crisp (by Diaz, Am), Trumbo (by Ramirez, E).

Pitches-strikes: Davidson 108-62, Diaz, Am 38-20, Thompson, R 13-8, Kohn 16-12, Haviland 68-39, Hernandez, F 33-21, Ramirez, E 32-23.

Groundouts-flyouts: Davidson 3-3, Diaz, Am 2-2, Thompson, R 1-1, Kohn 0-1, Haviland 3-3, Hernandez, F 4-3, Ramirez, E 4-2.

Batters faced: Davidson 24, Diaz, Am 9, Thompson, R 4, Kohn 3, Haviland 19, Hernandez, F 11, Ramirez, E 10.

Inherited runners-scored: Hernandez, F 1-1, Ramirez, E 1-1.

Umpires: HP: Michael Lusk. 1B: Casey Moser. 2B: . 3B: Tyler Funneman.

Weather: 77 degrees, sunny.

Wind: 10 mph, In from LF.

T: 3:03.

Att: 14,014.

Choose a highlighted category to sort. NOTE: Rate stats do not use qualifiers.

GI ---GAMES BY POSITION---

BATTERS		AVG	G	AB	R	H	2B	3B	HR	RBI	TB	BB	IBB	SO	SB	CS	OBP	SLG	OPS	SF	SAC	HBP	DP	1B	2B	3B	SS	OF	C	E	
	Affronti, Michael	.214	46	145	18	31	6	1	1	14	42	5	0	23	1	0	.245	.290	.535	0	3	1	0	0	1	0	43	0	0	8	
*	Brown, Corey	.156	34	109	14	17	3	2	2	14	30	7	0	30	2	0	.207	.275	.482	0	1	0	0	0	0	0	0	33	0	2	
*	Cardenas, Adrian	.228	31	114	14	26	3	0	1	10	32	9	1	17	1	1	.285	.281	.565	0	1	0	6	0	13	16	0	0	0	9	
	Carson, Matt	.297	38	145	29	43	10	2	7	23	78	14	1	33	9	3	.364	.538	.902	1	0	2	4	0	0	0	0	38	0	2	
	Carter, Chris	.237	68	253	46	60	16	1	15	52	123	37	1	79	0	0	.340	.486	.826	5	0	5	5	66	0	0	0	6	0	9	
#	Crisp, Coco	.588	5	17	7	10	2	1	0	5	14	2	1	1	1	1	.632	.824	1.455	0	0	0	0	0	0	0	0	5	0	0	
*	Cust, Jack	.273	33	110	21	30	6	0	4	19	48	33	2	33	0	0	.444	.436	.881	0	0	1	2	0	0	0	0	13	0	1	
	Donaldson, Josh	.265	47	170	27	45	11	1	8	45	82	21	1	37	2	1	.337	.482	.819	7	0	1	8	1	0	6	0	0	33	8	
	Ellis, Mark	.250	1	4	0	1	0	0	0	0	1	0	0	1	0	0	.250	.250	.500	0	0	0	0	0	1	0	0	0	0	0	
*	Harper, Brett	.231	14	52	4	12	3	0	1	11	18	2	0	12	0	0	.286	.346	.632	0	0	2	0	4	0	0	0	0	0	1	
	Heether, Adam	.294	16	51	9	15	3	0	0	6	18	13	0	9	1	2	.439	.353	.792	1	0	1	0	0	0	9	0	8	0	0	
T	Heether, Adam	.255	66	235	39	60	10	1	9	34	99	36	1	44	3	3	.365	.421	.787	4	0	7	4	0	0	59	0	8	0	6	
	Jernigan, Ryne		1	0	0	0	0	0	0	0	0	0	0	0	0	0				0	0	0	0								
	Ladendorf, Tyler	.100	4	10	0	1	1	0	0	0	2	1	0	2	0	0	.182	.200	.382	0	0	0	0	0	1	3	0	0	0	0	
*	McPherson, Dallas	.293	21	75	10	22	4	1	4	21	40	6	0	25	0	0	.349	.533	.883	1	0	1	0	4	0	9	0	0	0	0	
1	Miller, Jai	.118	10	34	2	4	0	0	0	1	4	3	0	19	3	0	.189	.118	.307	0	0	0	0	0	0	0	0	10	0	0	
*	Napoleon, Dusty	.231	5	13	2	3	1	0	1	1	7	5	1	4	0	0	.444	.538	.983	0	0	0	0	0	0	0	0	0	0	4	0
#	Powell, Landon	.200	14	45	6	9	2	0	1	2	14	10	0	9	0	0	.345	.311	.657	0	0	0	2	2	0	0	0	0	7	1	
	Recker, Anthony	.213	39	122	13	26	6	1	3	15	43	11	0	35	0	0	.274	.352	.627	2	0	0	2	0	0	0	0	0	32	4	
*	Sogard, Eric	.302	69	248	41	75	10	2	1	30	92	36	0	25	5	3	.390	.371	.761	2	1	1	3	0	51	14	0	0	0	8	
	Suzuki, Kurt	.375	3	8	4	3	2	0	1	5	8	2	0	1	0	0	.500	1.000	1.500	0	0	0	1	0	0	0	0	0	3	0	
	Taylor, Michael	.235	55	200	29	47	9	4	3	29	73	20	1	42	6	2	.305	.365	.670	2	0	1	9	0	0	0	0	52	0	5	
	Tolleson, Steven	.307	38	127	24	39	10	0	4	18	61	19	0	19	0	2	.407	.480	.887	1	3	3	1	0	3	11	17	6	0	8	
*	Watson, Matt	.286	16	63	12	18	4	0	6	13	40	5	0	6	0	0	.338	.635	.973	0	0	0	2	0	0	0	0	13	0	0	
#	Wimberly, Corey	.280	69	268	45	75	6	2	1	22	88	24	1	30	27	10	.362	.328	.690	1	9	11	8	0	4	8	18	45	0	8	
	Team Total	.257	71	2389	378	614	119	18	64	357	961	285	10	496	58	25	.341	.402	.743	23	18	30	53							79	

PITCHERS		W	L	ERA	G	GS	CG	SHO	SV	SVO	IP	H	R	ER	HR	HB	BB	IBB	SO	BK	WP	GO/AO	DP	WHIP	AVG	AB	TBF	SF	GF	HLD
*	Anderson, Brett	0	0	6.00	1	1	0	0	0	0	3.0	6	2	2	0	1	1	0	1	0	0	1.33	0	2.33	.429	14	16	0	0	0
	Benacka, Michael	3	2	5.40	13	0	0	0	0	1	16.2	8	11	10	2	1	13	0	22	0	3	1.25	1	1.26	.143	56	71	0	3	1
*	Blackley, Travis	1	1	1.63	7	4	0	0	0	0	27.2	23	5	5	2	2	13	0	30	0	0	0.59	0	1.30	.223	103	119	1	0	0
*	Bowers, Cedrick	1	1	2.75	18	0	0	0	0	1	19.2	11	6	6	0	1	11	0	29	0	0	0.76	1	1.12	.159	69	82	0	4	6
	Cahill, Trevor	1	0	1.04	2	2	0	0	0	0	8.2	7	3	1	0	0	5	0	8	0	1	1.00	2	1.38	.226	31	36	0	0	0
1	Demel, Sam	2	0	1.26	22	0	0	0	6	7	28.2	22	6	4	1	1	9	0	28	0	1	1.24	1	1.08	.212	104	116	2	11	2
*	DiNardo, Lenny	2	5	3.52	9	9	1	0	0	0	46.0	56	27	18	5	3	14	1	28	0	1	1.56	8	1.52	.303	185	203	0	0	0
	Giese, Dan	0	0	4.50	2	0	0	0	0	0	2.0	3	1	1	1	0	0	1	0	0	0	1.00	0	1.50	.375	8	8	0	0	1
	Godfrey, Graham	3	5	4.56	14	13	0	0	0	0	75.0	68	46	38	4	6	35	1	59	0	1	0.59	5	1.37	.245	278	327	4	1	0
*	Halama, John	2	1	4.60	5	5	0	0	0	0	31.1	36	20	16	5	0	10	1	12	0	0	2.00	9	1.47	.305	118	130	1	0	0
	Haviland, Shawn	0	0	5.40	1	1	0	0	0	0	3.1	6	5	2	0	0	2	0	3	0	0	0.75	0	2.40	.353	17	19	0	0	0
	Hernandez, Fernando	0	6	5.62	19	4	0	0	2	3	41.2	51	37	26	5	4	13	0	39	0	4	0.83	1	1.54	.291	175	197	3	6	1
	Hunton, Jon	4	1	3.12	25	0	0	0	0	2	34.2	35	15	12	3	0	14	1	19	0	1	0.82	2	1.41	.261	134	150	2	6	3
*	Kilby, Brad	0	0	5.54	12	0	0	0	0	0	13.0	18	8	8	0	1	6	0	18	0	0	0.43	0	1.85	.327	55	63	0	3	2
	Mazzaro, Vin	3	1	3.13	7	6	0	0	0	0	37.1	35	16	13	2	3	17	0	38	0	2	0.97	1	1.39	.245	143	164	0	0	0
	McBeth, Marcus	0	1	6.46	14	0	0	0	0	2	15.1	18	14	11	2	0	16	1	14	0	2	0.68	2	2.22	.290	62	80	2	5	3
	Middleton, Kyle	3	5	3.07	14	6	0	0	1	1	55.2	48	27	19	4	0	24	1	35	0	3	1.16	7	1.29	.239	201	229	0	4	1
	Mortensen, Clay	9	2	3.66	14	14	0	0	0	0	91.0	90	47	37	8	0	30	1	69	0	8	2.22	15	1.32	.265	340	377	4	0	0
	Ramirez, Edwar	0	1	5.28	13	0	0	0	0	0	15.1	14	9	9	2	0	7	2	14	0	1	0.72	0	1.37	.250	56	66	1	4	2
	Rodriguez, Henry	0	2	1.96	17	0	0	0	9	11	18.1	10	8	4	1	0	9	1	27	0	5	0.75	0	1.04	.152	66	77	1	15	1
*	Sanchez, Jesus	0	1	12.00	3	3	0	0	0	0	12.0	16	16	16	3	1	12	0	8	1	2	0.21	0	2.33	.348	46	60	1	0	0

Midland RockHounds (34-34) 8, San Antonio Missions (34-34) 5
June 20, 2010

	1	2	3	4	5	6	7	8	9	R	H	E
Midland	0	1	0	1	0	6	0	0	0	8	10	0
San Antonio	0	3	1	1	0	0	0	0	0	5	10	1

Midland	AB	R	H	RBI	BB	SO	LOB	AVG
Peterson, S, 1B	5	1	2	3	0	1	1	.239
Brown, C, CF	5	0	0	0	0	2	4	.330
Valdez, A, DH	5	1	1	2	0	2	2	.283
Baisley, 3B	5	1	1	0	0	3	2	.336
Cardenas, 2B	2	2	0	0	2	1	1	.400
Majewski, V, LF	4	0	2	2	0	1	1	.297
Horton, SS	4	1	1	0	0	2	0	.283
Paramore, C	3	1	1	0	1	1	2	.188
Sulentic, RF	4	1	2	1	0	2	1	.238
Murray, P	0	0	0	0	0	0	0	.000
Wagner, N, P	0	0	0	0	0	0	0	.000
James, P	0	0	0	0	0	0	0	.000
Souza, P	0	0	0	0	0	0	0	.000
Lansford, P	0	0	0	0	0	0	0	.000
Totals	37	8	10	8	3	15	14	.258

San Antonio	AB	R	H	RBI	BB	SO	LOB	AVG
Parrino, 2B	4	0	2	2	1	1	0	.259
Hunter, C, CF	4	0	0	0	1	0	4	.299
Forsythe, DH	4	1	2	1	1	1	1	.269
Clark, 1B	5	0	1	1	0	1	5	.255
Carroll, RF	4	0	0	0	0	1	1	.247
Darnell, 3B	3	1	2	0	1	1	0	.246
Martinez, Lu, C	4	1	2	0	0	0	2	.265
Carvajal, LF	3	0	0	0	1	1	4	.222
Lopez, J, SS	4	2	1	1	0	1	4	.193
Castro, S, P	0	0	0	0	0	0	0	.000
Gomes, P	0	0	0	0	0	0	0	.000
Lara, A, P	0	0	0	0	0	0	0	.000
Totals	35	5	10	5	5	7	21	.240

BATTING

2B: Majewski, V (5, Castro, S), Paramore (1, Castro, S), Baisley (15, Castro, S), Peterson, S (10, Gomes).
HR: Valdez, A (8, 6th inning off Gomes, 1 on, 2 out).
TB: Peterson, S 3; Valdez, A 4; Baisley 2; Majewski, V 3; Horton; Paramore 2; Sulentic 2.
RBI: Majewski, V 2 (12), Sulentic (18), Peterson, S 3 (30), Valdez, A 2 (40).
2-out RBI: Majewski, V; Valdez, A 2.
Runners left in scoring position, 2 out: Brown, C; Paramore; Baisley 2.
Team RISP: 4-for-15.
Team LOB: 5.

BASERUNNING

SB: Peterson, S (7, 3rd base off Gomes/Martinez, Lu).

FIELDING

DP: 2 (Horton-Peterson, S, Peterson, S-Horton-Peterson, S).

BATTING

2B: Darnell (6, Murray), Clark (12, Murray), Parrino (11, Murray).
3B: Parrino (3, Murray).
TB: Parrino 5; Forsythe 2; Clark 2; Darnell 3; Martinez, Lu 2; Lopez, J.
RBI: Lopez, J (11), Parrino 2 (22), Clark (43), Forsythe (14).
2-out RBI: Parrino 2.
Runners left in scoring position, 2 out: Hunter, C; Carvajal; Lopez, J; Clark.
GIDP: Clark.
Team RISP: 3-for-14.
Team LOB: 8.

FIELDING

E: Carroll (2, fielding).
Outfield assists: Carvajal (Majewski, V at 3rd base).

Midland	IP	H	R	ER	BB	SO	HR	ERA
Murray	4.0	8	5	5	4	1	0	11.25
Wagner, N (W, 2-1)	1.0	2	0	0	0	2	0	5.02
James (H, 1)	2.0	0	0	0	0	3	0	0.00
Souza (H, 3)	1.0	0	0	0	0	0	0	3.65
Lansford (S, 9)	1.0	0	0	0	1	1	0	2.73
Totals	9.0	10	5	5	5	7	0	3.68

San Antonio	IP	H	R	ER	BB	SO	HR	ERA
Castro, S	5.0	7	2	2	1	8	0	2.87
Gomes (BS, 3)(L, 3-1)	0.2	3	6	3	2	2	1	2.29
Lara, A	3.1	0	0	0	0	5	0	4.00
Totals	9.0	10	8	5	3	15	1	3.07

WP: Castro, S, Gomes.

Pitches-strikes: Murray 80-44, Wagner, N 23-17, James 21-14, Souza 9-5, Lansford 18-10, Castro, S 80-56, Gomes 33-16, Lara, A 31-26.

Groundouts-flyouts: Murray 6-3, Wagner, N 0-1, James 2-1, Souza 0-2, Lansford 1-1, Castro, S 2-3, Gomes 0-0, Lara, A 3-2.

Batters faced: Murray 22, Wagner, N 5, James 6, Souza 3, Lansford 4, Castro, S 22, Gomes 8, Lara, A 10.

Umpires: HP: Seth Buckminster. 1B: Brad Myers. 2B: . 3B: Kellen Levy.

Weather: 94 degrees, clear.

Wind: 8 mph, In from CF.

T: 2:52.

Att: 3,018.

Choose a highlighted category to sort. NOTE: Rate stats do not use qualifiers.

GI ---GAMES BY POSITION---

BATTERS	AVG	G	AB	R	H	2B	3B	HR	RBI	TB	BB	IBB	SO	SB	CS	OBP	SLG	OPS	SF	SAC	HBP	DP	1B	2B	3B	SS	OF	C	E
Affronti, Michael	.231	4	13	0	3	0	0	0	0	3	0	0	5	0	1	.286	.231	.516	0	0	1	0	0	0	0	4	0	0	0
Baisley, Jeff	.336	39	149	16	50	15	1	2	21	73	16	1	38	3	1	.402	.490	.892	2	0	2	2	17	0	18	0	0	0	3
* Brown, Corey	.330	26	100	21	33	3	1	5	18	53	13	0	27	5	0	.404	.530	.934	1	0	0	2	0	0	0	0	25	0	1
* Cardenas, Adrian	.400	9	30	9	12	4	0	0	7	16	8	0	5	0	0	.488	.533	1.021	3	0	0	0	0	5	3	0	0	0	0
Carter, Yusuf	.206	41	131	13	27	5	1	1	8	37	12	1	37	4	0	.271	.282	.553	1	0	0	5	4	0	0	0	1	34	4
Chen, Yung Chi	.168	28	101	11	17	5	2	0	9	26	7	0	14	0	0	.218	.257	.476	2	1	0	3	0	4	1	21	0	0	4
Gilbert, Archie	.258	60	225	31	58	17	0	7	33	96	26	0	35	13	7	.340	.427	.767	2	0	3	3	0	0	0	0	52	0	1
* Holt, J.C.	.283	23	99	14	28	1	1	0	9	31	4	0	26	3	0	.308	.313	.621	1	1	0	4	0	19	0	0	0	0	2
* Horton, Josh	.283	38	152	20	43	6	3	0	15	55	13	0	23	0	2	.337	.362	.699	1	0	0	4	0	0	0	37	0	0	5
Kleen, Steve	.197	39	132	13	26	6	0	4	20	44	14	1	33	1	1	.289	.333	.623	2	0	4	5	34	0	1	0	1	0	3
* Majewski, Val	.297	17	64	6	19	5	0	2	12	30	5	0	15	2	1	.348	.469	.817	0	0	0	4	0	0	0	0	12	0	0
* Mitchell, Jermaine	.234	30	94	12	22	1	3	0	8	29	15	0	31	2	6	.342	.309	.651	1	0	1	1	0	0	0	0	20	0	3
* Napoleon, Dusty	.200	4	10	0	2	1	0	0	0	3	3	0	0	0	0	.385	.300	.685	0	0	0	1	0	0	0	0	0	4	1
Ortiz, Gabriel	.266	18	64	7	17	4	0	1	11	24	3	0	16	1	1	.304	.375	.679	1	0	1	3	1	0	0	0	0	18	2
# Paramore, Petey	.188	5	16	3	3	1	0	0	0	4	5	1	6	0	0	.381	.250	.631	0	0	0	1	0	0	0	0	0	5	0
* Peterson, Shane	.239	61	222	28	53	10	0	3	30	72	24	0	50	7	2	.324	.324	.649	4	0	6	5	8	0	0	0	46	0	2
Recker, Anthony	.211	11	38	8	8	1	0	1	3	12	7	0	12	1	0	.362	.316	.677	0	0	2	0	1	0	0	0	0	9	0
Richard, Michael	.185	9	27	1	5	0	0	0	2	5	4	0	6	1	0	.290	.185	.476	0	0	0	0	0	4	0	3	0	0	3
* Sulentic, Matthew	.238	61	214	30	51	6	1	1	18	62	31	1	60	5	4	.333	.290	.623	3	3	1	6	0	0	0	0	48	0	2
# Thomas, David	.333	1	3	1	1	1	0	0	2	2	0	0	1	0	0	.333	.667	1.000	0	0	0	0	0	0	0	0	1	0	0
# Valdez, Alex	.283	67	265	44	75	14	5	8	40	123	21	1	59	5	0	.342	.464	.807	2	0	4	6	0	13	48	3	0	0	7
# Weeks, Jemile	.304	26	102	18	31	7	3	2	13	50	8	0	19	5	4	.368	.490	.859	1	0	3	0	0	26	0	0	0	0	4
Whitney, Matthew	.095	6	21	1	2	0	0	0	1	2	4	1	8	0	0	.231	.095	.326	1	0	0	1	6	0	0	0	0	0	1
Team Total	.258	68	2272	307	586	113	21	37	280	852	243	7	526	58	30	.333	.375	.708	28	5	28	56							55
PITCHERS	W	L	ERA	G	GS	CG	SHO	SV	SVO	IP	H	R	ER	HR	HB	BB	IBB	SO	BK	WP	GO/AO	DP	WHIP	AVG	AB	TBF	SF	GF	HLD
Banwart, Travis	5	5	2.92	14	14	0	0	0	0	83.1	71	36	27	7	3	31	0	59	0	4	1.02	5	1.22	.231	308	344	1	0	0
* Capra, Anthony	5	6	3.50	13	13	0	0	0	0	61.2	45	27	24	4	4	43	0	54	0	4	1.14	7	1.43	.210	214	268	3	0	0
De Los Santos, Fautino	0	0	0.00	1	0	0	0	0	0	2.0	0	0	0	0	0	0	0	1	0	0	1.50	0	0.00	.000	6	6	0	1	0
* Edell, Ryan	3	1	1.42	7	7	0	0	0	0	38.0	34	6	6	0	1	5	0	24	0	2	1.14	5	1.03	.241	141	149	0	0	0
* Figueroa, Pedro	1	6	5.30	13	13	0	0	0	0	71.1	84	45	42	6	2	29	1	57	5	4	1.39	3	1.58	.295	285	319	2	0	0
Friedl, Justin	1	1	3.69	17	1	0	0	0	2	31.2	39	19	13	0	1	21	1	25	0	2	1.13	3	1.89	.312	125	150	2	3	3
* Gordon, Derrick	1	1	4.03	18	0	0	0	1	1	29.0	24	16	13	1	2	14	0	23	0	3	1.50	2	1.31	.222	108	128	2	3	2
* Hernandez, Carlos	5	1	3.84	13	12	0	0	0	0	61.0	62	28	26	3	0	29	0	45	0	3	1.30	3	1.49	.266	233	265	1	1	0
* Hornbeck, Ben	2	3	5.87	8	7	0	0	1	1	38.1	43	27	25	3	3	19	0	26	0	7	2.71	9	1.62	.289	149	173	2	1	0
James, Justin	0	0	0.00	1	0	0	0	0	0	2.0	0	0	0	0	0	0	0	3	0	0	2.00	0	0.00	.000	6	6	0	0	1
Lansford, Jared	3	0	2.73	22	0	0	0	9	9	26.1	21	9	8	0	1	16	0	21	0	2	2.93	7	1.41	.239	88	108	0	17	2
Leon, Arnold	0	0	6.23	3	0	0	0	0	0	4.1	6	3	3	1	0	3	0	1	0	2	1.20	0	2.08	.333	18	22	0	0	0
Murray, Justin	0	0	11.25	1	1	0	0	0	0	4.0	8	5	5	0	0	4	0	1	0	0	1.50	1	3.00	.444	18	22	0	0	0
Rav, Jason	3	3	2.43	20	0	0	0	0	1	29.2	24	12	8	1	0	16	1	15	0	10	0.95	2	1.35	.220	109	129	4	5	3
Sattler, Daniel	0	0	4.64	14	0	0	0	0	0	21.1	17	11	11	1	2	12	1	16	0	2	1.19	1	1.36	.221	77	93	0	8	3
Souza, Justin	1	1	3.65	17	0	0	0	2	2	24.2	24	12	10	1	0	11	1	23	0	1	0.52	2	1.42	.255	94	107	1	6	3
Storey, Mickey	1	2	3.42	16	0	0	0	2	3	26.1	18	11	10	3	2	7	1	24	1	2	1.08	1	0.95	.194	93	106	3	7	5
Vaughan, Beau	1	3	1.95	24	0	0	0	6	8	32.1	30	12	7	0	1	6	2	29	0	1	1.00	1	1.11	.238	126	138	3	14	3
Wagner, Neil	2	1	5.02	9	0	0	0	0	1	14.1	17	9	8	0	0	12	2	17	0	1	1.67	2	2.02	.298	57	69	0	2	1
Team Total	34	34	3.68	68	68	0	2	21	28	601.2	567	288	246	31	22	278	10	464	6	50	1.25	54	1.40	.251	2255	2602	24	68	26

KEY: * - lefthanded hitter/pitcher, # - switch hitter

	1	2	3	4	5	6	7	8	9	R	H	E
Visalia	0	2	2	8	1	0	0	0	0	13	16	0
Stockton	2	0	1	0	0	0	1	0	0	4	8	2

Visalia	AB	R	H	RBI	BB	SO	LOB	AVG	Stockton	AB	R	H	RBI	BB	SO	LOB	AVG
Kaczrowski, LF	5	2	2	0	1	0	2	.266	Mitchell, J, CF	5	1	1	1	0	2	2	.309
Greer, SS	5	2	3	0	0	0	2	.237	Green, DH	5	2	3	0	0	0	0	.320
Wheeler, R, 3B	4	1	0	0	2	1	4	.281	Parker, S, 3B	3	0	0	0	2	0	1	.299
Goldschmidt, DH	5	1	2	3	0	1	4	.299	Spina, 1B	4	1	1	1	0	1	5	.254
Krauss, 1B	5	2	2	0	1	2	3	.287	Barfield, RF	2	0	0	1	2	0	1	.264
Marte, A, CF	5	1	1	3	0	2	4	.246	Johnson, T, LF	3	0	0	1	1	0	3	.244
Greene, K, RF	4	2	2	2	1	1	1	.284	Ladendorf, SS	3	0	1	0	1	0	3	.269
Perez, R, C	2	2	2	2	1	0	0	.279	Lopez, Di, C	3	0	2	0	1	1	1	.667
Davis, C, C	1	0	0	0	1	1	0	.222	Richard, M, 2B	4	0	0	0	0	2	5	.217
Montilla, 2B	4	0	2	1	0	2	1	.222	Smalley, P	0	0	0	0	0	0	0	.000
Moorhouse, P	0	0	0	0	0	0	0	.000	Hodsdon, P	0	0	0	0	0	0	0	.000
Mace, P	0	0	0	0	0	0	0	.000	Barham, P	0	0	0	0	0	0	0	.000
Anderson, P	0	0	0	0	0	0	0	.000	Smyth, P	0	0	0	0	0	0	0	.000
Robowski, R, P	0	0	0	0	0	0	0	.000	Hunter, P	0	0	0	0	0	0	0	.000
Spottiswood, P	0	0	0	0	0	0	0	.000	Carignan, P	0	0	0	0	0	0	0	.000
Totals	40	13	16	11	7	10	21	.262	Totals	32	4	8	4	7	6	21	.267

BATTING

2B: Greer (13, Smalley).
HR: Greene, K (9, 2nd inning off Smalley, 1 on, 2 out).
TB: Kaczrowski 2; Greer 4; Goldschmidt 2; Krauss 2; Marte, A; Greene, K 5; Perez, R 2; Montilla 2.
RBI: Greene, K 2 (37), Goldschmidt 3 (45), Marte, A 3 (28), Perez, R 2 (24), Montilla (1).
2-out RBI: Greene, K 2; Marte, A 2; Perez, R 2; Montilla.
Runners left in scoring position, 2 out: Montilla; Greer; Goldschmidt 2.
S: Montilla.
SF: Goldschmidt.
Team RISP: 9-for-18.
Team LOB: 10.

FIELDING

PB: Perez, R (15).
DP: 3 (Greer-Montilla-Krauss, Montilla-Greer-Krauss, Wheeler, R-Perez, R-Krauss).

BATTING

HR: Mitchell, J (3, 1st inning off Moorhouse, 0 on, 0 out), Spina (12, 7th inning off Anderson, 0 on, 2 out).
TB: Mitchell, J 4; Green 3; Spina 4; Ladendorf; Lopez, Di 2.
RBI: Mitchell, J (10), Johnson, T (14), Barfield (44), Spina (55).
2-out RBI: Spina.
Runners left in scoring position, 2 out: Johnson, T 2; Mitchell, J.
GIDP: Ladendorf; Richard, M 2.
Team RISP: 0-for-8.
Team LOB: 8.

FIELDING

E: Hodsdon (4, pickoff), Lopez, Di (1, throw).
PB: Lopez, Di 2 (2).
Outfield assists: Barfield (Wheeler, R at home).

Visalia	IP	H	R	ER	BB	SO	HR	ERA	Stockton	IP	H	R	ER	BB	SO	HR	ERA
Moorhouse	0.1	2	2	2	3	0	1	5.36	Smalley (L, 2-5)	3.1	8	6	6	2	3	1	6.19
Mace	3.2	2	1	1	3	1	0	4.11	Hodsdon	0.1	2	6	5	3	0	0	7.12
Anderson (W, 3-2)	3.0	3	1	1	1	3	1	2.65	Barham	1.2	4	1	0	2	0	0	2.02
Robowski, R	1.0	1	0	0	0	1	0	4.01	Smyth	2.2	1	0	0	0	5	0	1.54
Spottiswood	1.0	0	0	0	0	1	0	2.01	Hunter	0.2	1	0	0	0	2	0	9.28
Totals	9.0	8	4	4	7	6	2	4.22	Totals	9.0	16	13	11	7	10	1	4.80

WP: Smalley.

HBP: Greer (by Hodsdon).

Groundouts-flyouts: Moorhouse 0-1, Mace 8-2, Anderson 3-3, Robowski, R 1-1, Spottiswood 2-0, Smalley 2-4, Hodsdon 0-1, Barham 4-1, Smyth 2-1, Hunter 0-0, Carignan 0-1.

Batters faced: Moorhouse 6, Mace 13, Anderson 13, Robowski, R 4, Spottiswood 3, Smalley 19, Hodsdon 7, Barham 11, Smyth 9, Hunter 3, Carignan 1.

Inherited runners-scored: Mace 3-0, Hodsdon 2-2, Barham 2-2, Smyth 2-0, Carignan 1-0.

Umpires: HP: Mike Goebel. 1B: Ryan Blakney. 2B: . 3B: .

Weather: 71 degrees, clear.

Wind: 22 mph, Out to LF.

T: 3:24.

Att: 3,227.

Choose a highlighted category to sort. NOTE: Rate stats do not use qualifiers.

	GI ---GAMES BY POSITION---																														
	BATTERS	AVG	G	AB	R	H	2B	3B	HR	RBI	TB	BB	IBB	SO	SB	CS	OBP	SLG	OPS	SF	SAC	HBP	DP	1B	2B	3B	SS	OF	C	E	
Barfield, Jeremy	.264	69	258	38	68	12	0	7	44	101	34	1	43	1	1	.342	.391	.734	6	1	0	12	0	0	0	0	0	0	67	0	5
Castillo, Gernaldo	.176	5	17	1	3	0	0	0	0	3	2	0	3	0	0	.263	.176	.440	0	0	0	0	0	5	0	0	0	0	0	1	
* Christian, Jason	.162	12	37	5	6	0	0	0	2	6	7	0	10	1	1	.295	.162	.458	0	0	0	1	0	10	0	0	0	0	0	1	
* Crisotomo, Jose	.192	9	26	1	5	0	0	0	2	5	1	0	4	0	1	.222	.192	.415	0	0	0	1	0	0	0	0	0	8	0	0	
# Crisp, Coco	.833	2	6	2	5	0	1	1	3	10	1	0	0	0	0	.857	1.667	2.524	0	0	0	0	0	0	0	0	0	2	0	0	
Ellis, Mark	.200	2	5	0	1	0	0	0	1	1	1	0	0	0	0	.286	.200	.486	1	0	0	0	0	2	0	0	0	0	0		
Green, Grant	.320	67	281	47	90	18	4	5	30	131	20	2	62	3	5	.371	.466	.837	4	2	5	6	0	1	0	55	0	0	18		
* Horton, Josh	.467	8	30	5	14	5	1	2	6	27	1	0	5	0	1	.484	.900	1.384	0	0	0	0	0	4	0	1	0	0	0		
* Johnson, Todd	.244	34	135	20	33	7	0	3	14	49	10	1	32	4	1	.293	.363	.655	2	0	0	5	0	0	0	0	32	0	0		
Ka'aihue, Kala	.167	23	66	11	11	4	0	3	12	24	20	1	19	2	0	.371	.364	.734	1	0	2	2	8	0	0	0	6	0	1		
# Keough, Shane	.229	63	236	29	54	12	2	1	22	73	19	0	69	7	7	.295	.309	.604	2	1	4	3	0	0	0	0	56	0	5		
Ladendorf, Tyler	.269	57	216	21	58	10	1	1	13	73	12	0	44	10	3	.313	.338	.651	2	0	3	8	0	38	1	11	8	0	7		
Lopez, Diomedes	.667	1	3	0	2	0	0	0	0	2	1	0	1	0	0	.750	.667	1.417	0	0	0	0	0	0	0	0	0	1	1		
* Mitchell, Jermaine	.309	31	123	26	38	8	3	3	10	61	21	0	32	6	4	.410	.496	.906	0	0	0	0	0	0	0	0	31	0	2		
* Napoleon, Dusty	.000	6	13	0	0	0	0	0	1	0	4	0	8	0	0	.278	.000	.278	0	0	1	1	4	0	0	0	0	0	0		
Ortiz, Ryan	.305	36	118	21	36	9	1	5	25	62	19	0	32	1	0	.406	.525	.931	0	1	1	1	2	0	0	0	0	33	5		
# Paramore, Petev	.255	46	149	18	38	7	0	3	23	54	34	1	37	0	1	.391	.362	.754	1	0	0	2	1	0	0	0	0	36	2		
* Parker, Stephen	.299	69	254	46	76	22	2	9	41	129	45	1	51	2	0	.410	.508	.918	3	0	5	6	1	1	64	0	0	0	14		
Richard, Michael	.217	31	92	11	20	3	0	0	4	23	10	0	20	2	5	.301	.250	.551	0	1	1	4	0	16	0	5	0	0	6		
Spina, Michael	.254	66	256	31	65	12	1	12	55	115	32	0	73	0	0	.337	.449	.786	2	0	1	6	51	2	4	0	0	0	12		
# Thomas, David	.182	8	22	4	4	1	0	0	3	5	1	0	3	0	0	.250	.227	.477	0	0	1	0	0	0	0	0	7	0	0		
Whitney, Matthew	.279	12	43	6	12	2	1	3	7	25	5	0	7	0	0	.380	.581	.961	0	0	2	2	6	0	2	0	0	0	3		
Team Total	.267	70	2389	343	639	132	17	58	318	979	301	7	556	39	30	.353	.410	.762	24	6	26	60							97		

	PITCHERS																													
	W	L	ERA	G	GS	CG	SHO	SV	SVO	IP	H	R	ER	HR	HB	BB	IBB	SO	BK	WP	GO/AO	DP	WHIP	AVG	AB	TBF	SF	GF	HLD	
* Barham, Trey	3	0	2.02	29	0	0	0	0	4	35.2	29	14	8	0	1	13	1	27	0	0	1.96	4	1.18	.225	129	147	3	4	7	
Carignan, Andrew	2	2	6.05	18	0	0	0	0	2	19.1	15	18	13	2	3	21	0	30	0	6	1.78	0	1.86	.205	73	97	0	6	1	
Deal, Scott	0	4	4.13	16	1	0	0	0	0	28.1	33	17	13	1	6	12	2	14	1	4	1.41	4	1.59	.282	117	136	1	4	0	
De Los Santos, Fautino	1	0	2.30	12	0	0	0	1	1	15.2	13	4	4	0	0	3	0	22	0	0	1.44	0	1.02	.224	58	61	0	7	1	
Haviland, Shawn	6	3	4.07	14	14	0	0	0	0	77.1	88	37	35	7	5	16	0	81	1	4	0.67	3	1.34	.286	308	334	4	0	2	
Hodsdon, Scott	0	1	7.12	21	0	0	0	0	1	30.1	46	40	24	2	4	16	1	21	1	3	1.76	5	2.04	.341	135	160	2	4	2	
* Hornbeck, Ben	1	2	3.66	6	6	0	0	0	0	32.0	29	15	13	3	5	12	0	37	1	5	1.80	4	1.28	.244	119	137	1	0	0	
Hunter, Brett	1	0	9.28	12	0	0	0	0	0	10.2	14	11	11	4	0	12	1	20	0	2	0.38	0	2.44	.311	45	58	1	3	3	
Madsen, Michael	1	2	3.77	3	3	0	0	0	0	14.1	14	8	6	1	1	6	0	15	0	2	0.63	1	1.40	.255	55	64	2	0	0	
McDaniel, Dan	0	0	10.38	4	0	0	0	0	0	4.1	4	5	5	1	0	6	0	6	0	0	6.00	0	2.31	.235	17	23	0	3	0	
Murray, Justin	6	3	3.69	13	12	1	0	0	0	68.1	73	28	28	6	1	32	1	54	0	2	1.22	5	1.54	.275	265	301	1	0	0	
* Oseguera, Paul	1	2	4.84	4	4	0	0	0	0	22.1	24	13	12	2	4	11	0	23	0	0	1.05	3	1.57	.273	88	103	0	0	0	
Pina, Jose	1	1	8.10	14	0	0	0	0	0	20.0	22	19	18	6	2	10	0	16	0	4	0.56	0	1.60	.278	79	94	2	3	4	
* Ramirez, Anivioris	0	6	7.94	8	8	0	0	0	0	39.2	54	35	35	6	2	14	1	17	0	1	1.39	4	1.71	.329	164	185	3	0	0	
Sattler, Daniel	0	1	2.35	8	0	0	0	2	3	7.2	5	2	2	0	1	3	0	8	0	0	2.50	1	1.04	.192	26	30	0	7	0	
* Sewell, Lance	1	0	3.57	22	0	0	0	0	0	22.2	24	11	9	5	2	10	0	19	0	2	0.50	2	1.50	.273	88	103	1	5	4	
Smalley, Kenny	2	5	6.19	14	11	0	0	0	0	64.0	67	45	44	13	0	35	0	53	0	6	1.02	5	1.59	.271	247	285	1	1	1	
Smith, Murphy	3	5	6.19	10	9	0	0	0	0	48.0	72	38	33	4	3	12	1	34	0	6	1.19	4	1.75	.350	206	227	3	0	0	
Smyth, Paul	2	2	1.54	26	0	0	0	10	14	41.0	25	12	7	1	0	9	2	42	0	2	1.63	0	0.83	.171	146	158	0	18	1	
Thomas, Daniel	0	0	8.71	9	0	0	0	1	2	10.1	7	11	10	0	2	13	1	13	0	3	0.78	0	1.94	.189	37	52	0	4	2	
Wuertz, Michael	0	0	0.00	2	2	0	0	0	0	3.0	3	0	0	0	0	0	0	3	0	0	0.20	0	1.00	.250	12	12	0	0	0	
Team Total	31	39	4.80	70	70	1	1	14	27	615.0	661	383	328	64	42	266	11	555	4	52	1.14	45	1.51	.274	2414	2767	25	69	26	

KEY: * - lefthanded hitter/pitcher, # - switch hitter

Wisconsin Timber Rattlers (26-42) 3, Kane County Cougars (32-37) 1
June 20, 2010

	1	2	3	4	5	6	7	8	9	R	H	E
Wisconsin	0	0	0	2	0	0	1	0	0	3	6	1
Kane County	0	1	0	0	0	0	0	0	0	1	6	0

Wisconsin	AB	R	H	RBI	BB	SO	LOB	AVG	Kane County	AB	R	H	RBI	BB	SO	LOB	AVG
Richardson, CF	3	0	0	0	1	2	0	.249	Crumbliss, 2B	3	0	0	0	1	0	0	.245
Gennett, 2B	4	0	0	0	0	0	0	.331	House, DH	3	0	0	0	0	1	1	.259
Davis, Ke, RF	3	1	2	0	1	0	0	.412	Aliotti, A, 1B	3	0	0	0	1	0	1	.256
Davis, Kh, LF	3	1	0	0	1	0	2	.292	Stassi, C	3	1	1	0	1	2	2	.247
Morris, 1B	4	1	1	0	0	0	2	.167	Dixon, Ra, LF	4	0	0	0	0	0	2	.261
Garfield, C	4	0	1	2	0	2	1	.237	Richard, M, CF	4	0	3	1	0	0	0	.267
Dykstra, C, 3B	4	0	1	1	0	1	1	.287	Walton, RF	3	0	1	0	1	0	3	.281
Dennis, DH	3	0	0	0	0	1	1	.242	Gil, 3B	4	0	1	0	0	0	3	.221
Marseco, SS	3	0	1	0	0	2	1	.197	Gilmartin, SS	4	0	0	0	0	1	2	.223
Bucci, P	0	0	0	0	0	0	0	.000	Marks, P	0	0	0	0	0	0	0	.000
Lasker, P	0	0	0	0	0	0	0	.000	Hoehn, P	0	0	0	0	0	0	0	.000
Jeffress, P	0	0	0	0	0	0	0	.000	Peterson, P	0	0	0	0	0	0	0	.000
Sauter, P	0	0	0	0	0	0	0	.000	Totals	31	1	6	1	4	4	14	.239
Thielbar, P	0	0	0	0	0	0	0	.000									
Totals	31	3	6	3	3	8	8	.246									

BATTING

2B: Garfield (14, Marks), Morris (1, Marks).
TB: Davis, Ke 2; Morris 2; Garfield 2; Dykstra, C; Marseco.
RBI: Garfield 2 (25), Dykstra, C (15).
2-out RBI: Garfield 2.
Runners left in scoring position, 2 out: Dykstra, C.
Team RISP: 2-for-5.
Team LOB: 4.

BASERUNNING

CS: Marseco (3, 2nd base by Marks/Stassi).
PO: Richardson (1st base by Stassi).

FIELDING

E: Davis, Ke (1, fielding).
DP: 2 (Bucci-Morris, Dykstra, C-Morris).

BATTING

2B: Stassi (14, Lasker).
TB: Stassi 2; Richard, M 3; Walton; Gil.
RBI: Richard, M (23).
Runners left in scoring position, 2 out: Walton; Stassi 2; Gilmartin 2.
GIDP: Gil.
Team RISP: 2-for-8.
Team LOB: 8.

BASERUNNING

SB: Aliotti, A (8, 2nd base off Jeffress/Garfield), Gil (3, 2nd base off Thielbar/Garfield), Richard, M (4, 2nd base off Bucci/Garfield), Walton (4, 3rd base off Thielbar/Garfield), House (15, 3rd base off Jeffress/Garfield).

FIELDING

Pickoffs: Stassi (Richardson at 1st base).

Wisconsin	IP	H	R	ER	BB	SO	HR	ERA	Kane County	IP	H	R	ER	BB	SO	HR	ERA
Bucci	3.0	1	1	1	3	0	0	3.06	Marks (L, 2-8)	6.1	5	3	3	1	5	0	5.55
Lasker (W, 5-3)	4.0	3	0	0	0	3	0	3.21	Hoehn	1.2	1	0	0	2	1	0	3.33
Jeffress (H, 2)	1.0	0	0	0	1	1	0	0.00	Peterson	1.0	0	0	0	0	2	0	4.19
Sauter (H, 1)	0.2	2	0	0	0	0	0	8.22	Totals	9.0	6	3	3	3	8	0	4.09
Thielbar (S, 2)	0.1	0	0	0	0	0	0	4.58									
Totals	9.0	6	1	1	4	4	0	4.36									

WP: Bucci.

Balk: Bucci.

HBP: House (by Jeffress).

Groundouts-flyouts: Bucci 4-2, Lasker 2-6, Jeffress 1-1, Sauter 1-1, Thielbar 1-0, Marks 7-6, Hoehn 0-3, Peterson 1-0.

Batters faced: Bucci 11, Lasker 15, Jeffress 5, Sauter 4, Thielbar 1, Marks 24, Hoehn 7, Peterson 3.

Inherited runners-scored: Thielbar 2-0, Hoehn 1-1.

Umpires: HP: Guss Curtis. 1B: Jeff Woods. 2B: . 3B: .

Weather: 77 degrees, cloudy.

Wind: 3 mph, Varies.

T: 2:39.

Att: 6,563.

Choose a highlighted category to sort. NOTE: Rate stats do not use qualifiers.

GI ---GAMES BY POSITION---

BATTERS	AVG	G	AB	R	H	2B	3B	HR	RBI	TB	BB	IBB	SO	SB	CS	OBP	SLG	OPS	SF	SAC	HBP	DP	1B	2B	3B	SS	OF	C	E
Affinito, Christopher	.141	21	71	7	10	2	0	2	9	18	11	0	34	0	0	.250	.254	.504	2	0	0	1	1	0	0	0	0	2	2
* Aliotti, Anthony	.256	65	215	35	55	11	0	1	33	69	48	1	71	8	1	.394	.321	.715	3	2	3	5	61	0	0	0	0	0	8
* Crumbliss, Conner	.245	65	233	44	57	12	1	1	26	74	61	0	42	13	6	.400	.318	.718	4	1	2	3	0	53	0	0	11	0	4
Dixon, Rashun	.261	52	188	28	49	11	2	5	25	79	28	0	57	5	3	.364	.420	.784	1	0	3	1	0	0	0	0	49	0	1
Gil, Leonardo	.221	63	240	34	53	12	3	7	38	92	16	0	59	3	2	.273	.383	.656	5	2	3	7	0	0	55	5	0	0	11
# Gilmartin, Michael	.223	65	229	18	51	13	1	2	24	72	24	0	68	6	2	.304	.314	.618	3	3	4	5	0	0	0	64	0	0	16
Hernandez, Franklin	.193	33	109	9	21	5	0	1	13	29	5	0	26	1	1	.235	.266	.501	0	1	1	4	11	0	0	0	16	0	6
House, Tyreace	.259	55	193	40	50	3	0	0	12	53	40	0	41	15	5	.392	.275	.667	1	3	3	4	0	0	0	0	51	0	4
Levia, Nino	.224	37	125	13	28	2	0	0	11	30	8	0	38	4	2	.271	.240	.511	0	2	0	3	0	18	15	0	0	0	2
* Napoleon, Dusty	.400	2	5	0	2	1	0	0	0	3	4	0	2	0	0	.667	.600	1.267	0	0	0	1	0	0	0	0	1	0	0
Nunez, Juan	.151	22	73	6	11	2	0	1	4	16	4	0	22	0	0	.195	.219	.414	0	0	0	1	0	0	0	0	0	21	6
Richard, Myrio	.267	58	221	25	59	17	2	1	23	83	22	0	30	4	4	.340	.376	.716	1	0	3	3	0	0	0	0	54	0	5
Stassi, Max	.247	59	227	30	56	14	1	9	37	99	20	0	76	3	2	.319	.436	.755	2	0	5	6	0	0	0	0	0	48	8
Walton, Kent	.281	45	178	22	50	16	1	2	30	74	12	0	39	4	2	.342	.416	.757	3	0	6	4	0	0	0	0	32	0	2
Team Total	.239	69	2307	311	552	121	11	32	285	791	303	1	605	66	30	.333	.343	.676	25	14	33	48							92

PITCHERS	W	L	ERA	G	GS	CG	SHO	SV	SVO	IP	H	R	ER	HR	HB	BB	IBB	SO	BK	WP	GO/AO	DP	WHIP	AVG	AB	TBF	SF	GF	HLD
Christensen, Kyle	0	2	6.92	5	2	0	0	0	0	13.0	13	10	10	0	3	6	0	4	0	1	1.13	0	1.46	.265	49	60	1	1	1
Garcia, Hector	0	1	4.34	12	0	0	0	0	1	18.2	17	13	9	1	2	15	0	18	1	6	4.29	2	1.71	.233	73	91	0	5	1
Gilliam, Robert	4	5	4.16	14	14	0	0	0	0	80.0	78	40	37	7	3	27	0	63	2	6	0.70	5	1.31	.261	299	337	5	0	0
Guzman, Jose	3	1	3.49	22	0	0	0	8	10	28.1	26	15	11	1	1	9	0	34	1	5	1.24	1	1.24	.241	108	120	1	19	0
Hoehn, Connor	4	3	3.33	22	0	0	0	1	1	46.0	28	19	17	3	5	22	0	62	0	4	0.89	0	1.09	.172	163	193	0	3	3
* Huttenlocker, Anthony	1	1	2.49	14	0	0	0	0	0	21.2	17	6	6	0	1	8	0	25	0	0	1.05	0	1.15	.213	80	90	1	3	1
Joseph, Jonathan	0	3	4.67	7	2	0	0	0	0	17.1	17	11	9	1	2	11	1	18	0	8	0.94	2	1.62	.250	68	82	1	1	2
* Krol, Ian	5	2	1.86	14	13	0	0	0	0	67.2	47	20	14	1	4	13	1	52	3	0	1.42	2	0.89	.193	243	266	3	1	0
Lansford, Josh	0	1	4.24	21	0	0	0	0	0	23.1	28	12	11	2	1	8	0	24	1	2	0.83	1	1.54	.301	93	104	2	11	2
* Marks, Justin	2	8	5.55	14	14	0	0	0	0	73.0	77	51	45	9	5	29	0	71	0	7	1.21	5	1.45	.269	286	322	0	0	0
Mederos, Chris	2	2	1.88	5	5	0	0	0	0	24.0	19	9	5	0	0	7	0	20	0	2	2.13	0	1.08	.207	92	100	0	0	0
Nunez, Juan	0	0	0.00	1	0	0	0	0	0	0.1	0	0	0	0	0	1	0	0	0	0	0.00	0	3.00	.000	1	2	0	1	0
* Peterson, Max	2	2	4.19	13	0	0	0	2	5	19.1	14	9	9	3	1	9	1	24	0	1	1.54	2	1.19	.206	68	81	0	8	0
Pina, Jose	0	0	5.59	6	0	0	0	0	0	9.2	13	6	6	3	3	1	0	13	0	2	1.00	2	1.45	.333	39	44	0	3	2
* Quigley, Ryan	0	0	6.62	11	0	0	0	2	17.2	22	16	13	3	0	10	0	17	1	6	2.18	1	1.81	.310	71	85	3	4	2	
* Ramirez, Anvioris	0	1	5.89	6	2	0	0	1	1	18.1	23	14	12	1	0	7	0	10	1	0	1.39	4	1.64	.315	73	80	0	1	1
Schultz, Bo	2	1	2.66	21	0	0	0	0	0	40.2	31	15	12	0	8	19	2	34	2	3	3.00	4	1.23	.209	148	177	1	8	1
Smith, Murphy	2	0	5.82	4	3	0	0	0	0	21.2	23	15	14	0	1	4	1	17	0	1	1.35	1	1.25	.271	85	92	1	0	0
Straily, Daniel	5	4	4.80	14	14	0	0	0	0	69.1	67	41	37	5	3	28	1	73	0	4	1.17	5	1.37	.257	261	296	4	0	0
Team Total	32	37	4.09	69	69	0	2	12	20	610.0	560	322	277	40	43	234	7	579	12	58	1.25	37	1.30	.243	2300	2622	23	69	16

KEY: * - lefthanded hitter/pitcher, # - switch hitter

Eugene Emeralds (2-1) 4, Vancouver Canadians (1-2) 3
June 20, 2010

	1	2	3	4	5	6	7	8	9	R	H	E
Vancouver	0	1	0	0	1	1	0	0	0	3	7	2
Eugene	0	0	0	1	0	0	1	2	x	4	11	0

Vancouver	AB	R	H	RBI	BB	SO	LOB	AVG	Eugene	AB	R	H	RBI	BB	SO	LOB	AVG
Bercume, CF	5	0	0	0	0	0	3	.077	Stubblefield, T, 2B	4	0	0	0	0	1	3	.167
Wells, 2B	4	0	1	1	0	2	1	.286	Meeley, LF	4	0	1	0	0	1	0	.375
Thompson, T, 3B	2	0	1	0	1	0	0	.111	Gyorko, 3B	4	2	4	0	0	0	0	.500
Affinito, DH	2	0	0	0	2	0	0	.429	Powers, C, 1B	4	1	2	0	0	0	1	.250
Kirby-Jones, 1B	4	1	1	1	0	3	5	.250	Liriano, CF	4	0	0	1	0	2	5	.300
Landaeta, LF	4	1	1	0	0	2	2	.250	Domoromo, RF	3	1	0	1	1	1	1	.100
Lipkin, C	3	0	0	0	0	0	2	.000	Slemp, DH	4	0	1	1	0	3	1	.125
Crisotomo, RF	4	1	3	1	0	0	0	.500	Quiles, C	4	0	2	1	0	0	3	.333
Castillo, G, SS	3	0	0	0	0	1	2	.111	Tremblay, SS	3	0	1	0	0	0	1	.333
Joseph, P	0	0	0	0	0	0	0	.000	Portillo, P	0	0	0	0	0	0	0	.000
McDaniel, P	0	0	0	0	0	0	0	.000	Carter, P	0	0	0	0	0	0	0	.000
Quigley, P	0	0	0	0	0	0	0	.000	Irsfeld, P	0	0	0	0	0	0	0	.000
Totals	31	3	7	3	3	8	15	.211	Everett, P	0	0	0	0	0	0	0	.000
									Franklin, P	0	0	0	0	0	0	0	.000
									Totals	34	4	11	4	1	8	15	.247

BATTING

2B: Landaeta (2, Carter).
HR: Kirby-Jones (1, 2nd inning off Portillo, 0 on, 1 out).
TB: Wells; Thompson, T; Kirby-Jones 4; Landaeta 2; Crisotomo 3.
RBI: Kirby-Jones (2), Wells (1), Crisotomo (1).
2-out RBI: Wells.
Runners left in scoring position, 2 out: Wells; Lipkin; Kirby-Jones 2; Bercume.
S: Castillo, G; Lipkin.
Team RISP: 1-for-10.
Team LOB: 7.

BASERUNNING

SB: Crisotomo (1, 2nd base off Portillo/Quiles), Wells (1, 2nd base off Portillo/Quiles).
CS: Thompson, T (1, 2nd base by Irsfeld/Quiles).

FIELDING

E: Thompson, T (2, fielding), Castillo, G (4, missed catch).
DP: 2 (Castillo, G-Wells-Kirby-Jones 2).
Pickoffs: Lipkin (Gyorko at 2nd base).

BATTING

2B: Quiles (1, McDaniel).
TB: Meeley; Gyorko 4; Powers, C 2; Slemp; Quiles 3; Tremblay.
RBI: Liriano (4), Quiles (2), Domoromo (1), Slemp (1).
Runners left in scoring position, 2 out: Powers, C.
GIDP: Stubblefield, T; Quiles.
Team RISP: 3-for-9.
Team LOB: 7.

BASERUNNING

PO: Gyorko (2nd base by Lipkin).

Vancouver	IP	H	R	ER	BB	SO	HR	ERA	Eugene	IP	H	R	ER	BB	SO	HR	ERA
Joseph	5.0	4	1	1	0	6	0	1.80	Portillo	4.2	4	2	2	3	5	1	3.86
McDaniel (H, 1)	2.0	3	1	1	1	2	0	4.50	Carter	1.1	1	1	1	0	1	0	3.86
Quigley (BS, 1)(L, 0-1)	1.0	4	2	2	0	0	0	18.00	Irsfeld	1.0	1	0	0	0	0	0	0.00
Totals	8.0	11	4	4	1	8	0	2.88	Everett (W, 1-0)	1.0	0	0	0	0	2	0	0.00
									Franklin (S, 1)	1.0	1	0	0	0	0	0	0.00
									Totals	9.0	7	3	3	3	8	1	2.00

WP: Joseph, Portillo 2.
HBP: Thompson, T (by Portillo).
Groundouts-flyouts: Joseph 4-5, McDaniel 3-0, Quigley 3-0, Portillo 7-1, Carter 2-1, Irsfeld 1-1, Everett 0-1, Franklin 3-0.
Batters faced: Joseph 19, McDaniel 9, Quigley 7, Portillo 22, Carter 5, Irsfeld 3, Everett 3, Franklin 4.
Inherited runners-scored: Carter 3-0.
Umpires: HP: John Bostwick. 1B: Mike Cascioppo. 2B: . 3B: .
Weather: 62 degrees, cloudy.
Wind: 1 mph, Varies.
T: 2:42.
Att: 2,555.

Choose a highlighted category to sort. NOTE: Rate stats do not use qualifiers.

GI ---GAMES BY POSITION---

BATTERS	AVG	G	AB	R	H	2B	3B	HR	RBI	TB	BB	IBB	SO	SB	CS	OBP	SLG	OPS	SF	SAC	HBP	DP	1B	2B	3B	SS	OF	C	E
Affinito, Christopher	.429	3	7	1	3	2	0	0	2	5	5	0	1	0	0	.667	.714	1.381	0	0	0	0	1	0	0	0	0	0	0
* Bercume, Jeff	.077	3	13	0	1	0	0	0	0	1	0	0	1	1	0	.077	.077	.154	0	0	0	1	0	0	0	0	3	0	0
Castillo, Gernaldo	.111	3	9	0	1	0	0	0	0	1	0	0	3	0	0	.111	.111	.222	0	1	0	0	0	0	0	3	0	0	4
* Crisotomo, Jose	.500	3	8	3	4	0	0	0	1	4	0	0	2	1	0	.500	.500	1.000	0	0	0	0	0	0	0	0	2	0	0
Fabiaschi, Michael	.250	2	4	0	1	0	0	0	0	1	0	0	1	0	0	.250	.250	.500	0	0	0	0	0	2	0	0	0	0	0
* Hurley, Zachary	.250	1	4	0	1	0	0	0	0	1	0	0	0	0	0	.250	.250	.500	0	0	0	0	0	0	0	0	1	0	0
Kirby-Jones, A.J.	.250	3	12	2	3	2	0	1	2	8	0	0	6	0	0	.250	.667	.917	0	0	0	0	2	0	0	0	0	0	0
Landaeta, Douglas	.250	3	12	1	3	2	0	0	1	5	0	0	2	0	0	.250	.417	.667	0	0	0	3	0	0	0	0	3	0	0
Lipkin, Ryan	.000	2	7	0	0	0	0	0	1	0	0	0	2	0	0	.000	.000	.000	0	1	0	0	0	0	0	0	0	2	0
Petitti, Daniel	.000	1	3	0	0	0	0	0	0	0	0	0	2	0	0	.000	.000	.000	0	0	0	0	0	0	0	0	0	1	0
Thompson, Tony	.111	3	9	1	1	0	0	0	0	1	2	0	2	0	1	.333	.111	.444	0	0	1	0	0	0	3	0	0	0	2
Wells, Jeremy	.286	2	7	0	2	0	0	0	1	2	1	0	2	1	0	.375	.286	.661	0	0	0	0	0	2	0	0	0	0	0
Team Total	.211	3	95	8	20	6	0	1	8	29	8	0	24	3	1	.279	.305	.584	0	2	1	4							6

PITCHERS	W	L	ERA	G	GS	CG	SHO	SV	SVO	IP	H	R	ER	HR	HB	BB	IBB	SO	BK	WP	GO/AO	DP	WHIP	AVG	AB	TBF	SF	GF	HLD
Christensen, Kyle	0	0	1.50	1	1	0	0	0	0	6.0	4	1	1	1	0	0	0	4	0	0	1.17	1	0.67	.200	20	20	0	0	0
Doolittle, Ryan	1	0	0.00	1	0	0	0	0	0	2.0	1	0	0	0	0	0	0	2	0	0	3.00	0	0.50	.143	7	7	0	0	0
Hart, Mike	0	0	0.00	1	0	0	0	1	1	1.0	1	0	0	0	0	0	0	2	0	0	1.00	0	1.00	.250	4	4	0	1	0
Jimenez, Devvi	0	1	3.60	1	1	0	0	0	0	5.0	5	3	2	1	0	0	0	3	0	1	1.75	1	1.00	.238	21	21	0	0	0
Joseph, Jonathan	0	0	1.80	1	1	0	0	0	0	5.0	4	1	1	0	0	0	0	6	0	1	0.80	0	0.80	.211	19	19	0	0	0
McDaniel, Dan	0	0	4.50	1	0	0	0	0	0	2.0	3	1	1	0	0	1	0	2	0	0	3.00	1	2.00	.375	8	9	0	0	1
* Quigley, Ryan	0	1	18.00	1	0	0	0	0	1	1.0	4	2	2	0	0	0	0	0	0	0	3.00	1	4.00	.571	7	7	0	1	0
Tenholder, Daniel	0	0	4.50	1	0	0	0	0	0	2.0	2	3	1	0	0	0	0	1	0	0	0.67	0	1.00	.250	8	9	1	0	0
Vidal, Pedro	0	0	0.00	1	0	0	0	0	0	1.0	0	0	0	0	0	0	0	2	0	0	1.00	0	0.00	.000	3	3	0	1	0
Team Total	1	2	2.88	3	3	0	0	1	2	25.0	24	11	8	2	0	1	0	22	0	2	1.63	4	1.00	.247	97	99	1	3	1

KEY: * - lefthanded hitter/pitcher, # - switch hitter

Oakland Athletics
 Organization Leaders
 (As of 06/20/2010 10:31 PM EDT)

BATTING TOP 10 (minimum 2.7 PA/team game)

BATTER	CLUB	AVG	G	AB	R	H	HR	RBI
Green, Grant	STK	.320	67	281	47	90	5	30
Horton, Josh	MID	.313	46	182	25	57	2	21
Sogard, Eric	SAC	.302	69	248	41	75	1	30
Parker, Stephen	STK	.299	69	254	46	76	9	41
Wells, Jeremy	VAN	.286	2	7	0	2	0	1
Valdez, Alex	MID	.283	67	265	44	75	8	40
Walton, Kent	KC	.281	45	178	22	50	2	30
Wimberly, Corey	SAC	.280	69	268	45	75	1	22
Mitchell, Jermaine	STK	.276	61	217	38	60	3	18
Richard, Myrio	KC	.267	58	221	25	59	1	23

PITCHING TOP 10 (minimum 0.8 IP/team game)

PITCHER	CLUB	W-L	ERA	IP	H	BB	SO
Krol, Ian	KC	5-2	1.86	67.2	47	13	52
Banwart, Travis	MID	5-5	2.92	83.1	71	31	59
Capra, Anthony	MID	5-6	3.50	61.2	45	43	54
Jimenez, Deyvi	VAN	0-1	3.60	5.0	5	0	3
Mortensen, Clay	SAC	9-2	3.66	91.0	90	30	69
Hernandez, Carlos	MID	5-1	3.84	61.0	62	29	45
Joseph, Jonathan	VAN	0-3	4.03	22.1	21	11	24
Murray, Justin	MID	6-3	4.11	72.1	81	36	55
Haviland, Shawn	SAC	6-3	4.13	80.2	94	18	84
Gilliam, Robert	KC	4-5	4.16	80.0	78	27	63

HOME RUNS

Carter, Chris	SAC	15
Spina, Michael	STK	12
Parker, Stephen	STK	9
Stassi, Max	KC	9
2 others tied at 8.		

WINS

Mortensen, Clay	SAC	9
Haviland, Shawn	SAC	6
Murray, Justin	MID	6
6 others tied at 5.		

RBI

Spina, Michael	STK	55
Carter, Chris	SAC	52
Donaldson, Josh	SAC	45
Barfield, Jeremy	STK	44
Parker, Stephen	STK	41

SAVES

Smyth, Paul	STK	10
Lansford, Jared	MID	9
Rodriguez, Henry	SAC	9
Guzman, Jose	KC	8
2 others tied at 6.		

STOLEN BASES

Wimberly, Corey	SAC	27
House, Tyreace	KC	15
Crumbly, Conner	KC	13
Gilbert, Archie	MID	13
Ladendorf, Tyler	STK	10

STRIKEOUTS

Haviland, Shawn	SAC	84
Straily, Daniel	KC	73
Marks, Justin	KC	71
Mortensen, Clay	SAC	69
2 others tied at 63.		

TEAM STATISTICS

TEAM BATTING	AVG	AB	R	H	HR	BB	SO	SB	CS	TEAM PITCHING	W-L	ERA	H	CG	SHO	SV	HR	BB	SO
Stockton	.267	2389	343	639	58	301	556	39	30	Vancouver	1-2	2.88	24	0	0	1	2	1	22
Midland	.258	2272	307	586	37	243	526	58	30	Midland	34-34	3.68	567	0	2	21	31	278	464
Sacramento	.257	2389	378	614	64	285	496	58	25	Sacramento	35-36	3.96	618	1	3	19	56	277	532
Kane County	.239	2307	311	552	32	303	605	66	30	Kane County	32-37	4.09	560	0	2	12	40	234	579
Vancouver	.211	95	8	20	1	8	24	3	1	Stockton	31-39	4.80	661	1	1	14	64	266	555

