




OAKLAND ATHLETICS

Minor League Report

Oakland Athletics Baseball Company • 7000 Coliseum Way • Oakland, CA 94621
510-638-4900 • Public Relations Facsimile 510-562-1633 • www.oaklandathletics.com

Thursday, July 1, 2010




SACRAMENTO RIVER CATS
Triple-A – Pacific Coast League
Manager: Tony DeFrancesco

Yesterday: Off day **Standing:** 41-39, 2nd, 7.0 GB
Today: vs. Fresno 7:05 pm PT
Probables: RHP Clay Mortensen (10-2, 3.58) vs. LHP Matt Yourkin (5-2, 4.14)

River Cats Notables

- **IF Steve Tolleson** has hit safely in nine of his past 11 games and is batting .378 (14 for 37) with five multiple-hit games over that span.
- **OF Corey Wimberly** is on an 11-game hitting streak and is batting .324 (12 for 37) over that span.
- **IF Chris Carter** ranks third in the Pacific Coast League in extra-base hits (37), is tied for third in runs scored (52), is fourth in home runs (15) and is fifth in walks (42).
- **RHP Kyle Middleton** ranks second in the PCL with a 2.45 ERA.
- **RHP Clay Mortensen** is first in wins (10), tied for second in innings pitched (98.0) and is third in strikeouts (77).




KANE COUNTY COUGARS
Single-A – Midwest League
Manager: Aaron Nieckula

Yesterday: Loss at Clinton, 4-2 **Standing:** 2-4, T-6th, 2.0 GB
Today: vs. Peoria 4:30 pm PT
Probables: RHP Dan Straily (5-4, 4.74) vs. RHP Su-Min Jung (5-3, 3.75)

Cougars Notables

- **RHP Connor Hoehn** threw two scoreless innings yesterday and now ranks first among Midwest League relievers with a .168 opponents batting average.
- **OF Tyreece House** has reached base safely in 27 consecutive games, which is tied for the longest such streak in the ML this season.
- **OF Myrio Richard** has hit safely in 14 of his past 16 games and is batting .410 (25 for 61) over that span.
- **IF Conner Crumbliss** ranks first in the ML in walks (64) and is tied for fourth in runs scored (49).
- **LHP Ian Krol** is second in both WHIP (0.92) and ERA (1.98) and is fourth in opponents batting average (.202).



MIDLAND ROCKHOUNDS
Double-A – Texas League
Manager: Darren Bush

Yesterday: South All-Stars 5, North All-Stars 4 **Standing:** 2-4, 3rd, 4.0 GB
Today: vs. Midland 5:00 pm PT
Probables: TBA vs. TBA

RockHounds Notables

- **IF Jeff Baisley, OF Corey Brown, OF Archie Gilbert, LHP Carlos Hernandez, IF Josh Horton, RHP Jared Lansford and IF Alex Valdez** all represented Midland in yesterday's All-Star Game.
- **IF Adrian Cardenas** has reached base safely in 15 of his past 16 games and is batting .422 (27 for 64) with 10 walks over that stretch.
- **LHP Anthony Capra** ranks second in the Texas League in both opponents batting average (.220) and SO/9 IP among starters (8.34).



VANCOUVER CANADIANS
Single-A (Short Season) – Northwest League
Manager: Rick Magnante

Yesterday: Loss at Yakima, 6-5 **Standing:** 6-7, T-2nd, 2.0 GB
Today: vs. Eugene 7:05 pm PT
Probables: RHP Nathan Long (2-0, 3.09) vs. TBA

Canadians Notables

- **RHP Kyle Christensen** ranks first in the Northwest League in ERA (0.55), is third in opponents batting average (.185) and is fourth in innings pitched (16.1).
- **IF Chris Affinito** is first in on-base percentage (.536), tied for first in walks (13) and is sixth in hitting (.350).
- **RHP Mike Hart** is second in saves (4) and tied for second among relievers in SO/9 IP (17.05).




STOCKTON PORTS
Single-A – California League
Manager: Steve Scarsone

Yesterday: Loss vs. Bakersfield, 6-0 **Standing:** 4-3, T-3rd, 1.0 GB
Today: at Visalia 7:00 pm PT
Probables: LHP Fabian Williamson (0-0, 0.00) vs. LHP Taylor Sinclair (5-3, 4.13)

Ports Notables

- **IF Tyler Ladendorf** went 2 for 4 yesterday and has now hit safely in 12 of his past 13 games and is batting .404 (21 for 52) over that span.
- **IF Grant Green** ranks second in the California League with 98 hits.
- **IF Stephen Parker** is third in the CL in walks (50), is tied for third in doubles (23) and is fifth in on-base percentage (.408).
- **RHP Paul Smyth** is second among relievers in opponents batting average (.175) and ranks fifth in saves (11).



ARIZONA A'S
Rookie – Arizona League
Manager: Marcus Jensen

Yesterday: Loss vs. Cubs, 7-0 **Standing:** 4-4, 2nd, 1.0 GB
Today: at Royals 7:00 pm PT
Probables: TBA vs. TBA

A's Notables

- **OF John Whitaker** went 2 for 4 yesterday and now has five consecutive multiple-hit games and is batting .476 (10 for 21) over that stretch.
- **RHP Argenis Paez** is fourth in the Arizona League in both ERA (0.87) and WHIP (0.87).
- **OF Royce Consigli** ranks second in hitting (.526) and slugging (.947) and is third in on-base percentage (.591).
- **RHP Michael Ynoa** is fourth among starters in opponents batting average (.190).

MINOR LEAGUE TRANSACTIONS

June 26 Acquired Fabian Williamson (STO) via an outright trade with BOS
June 27 Brett Tomko (SAC) returned from his rehab assignment and will remain on the DL at AZ
June 28 Acquired Jared Price (SAC) via an outright trade with CWS
June 28 Traded Michael Richard (STO) to CWS
June 28 Placed Matt Whitney (MID) on the voluntarily retired list retroactive to June 8
June 28 Added Brandon Pinckney to the STO roster
June 30 Transferred Logan Chitwood from VAN to AZ

Choose a highlighted category to sort. NOTE: Rate stats do not use qualifiers.

GI ---GAMES BY POSITION---

| BATTERS | | AVG | G | AB | R | H | 2B | 3B | HR | RBI | TB | BB | IBB | SO | SB | CS | OBP | SLG | OPS | SF | SAC | HBP | DP | 1B | 2B | 3B | SS | OF | C | E | |
|---------|-----------------------------------|------|----|------|-----|-----|-----|----|----|-----|------|-----|-----|-----|----|----|------|-------|-------|----|-----|-----|----|----|----|----|----|----|----|----|---|
| | Affronti, Michael | .214 | 46 | 145 | 18 | 31 | 6 | 1 | 1 | 14 | 42 | 5 | 0 | 23 | 1 | 0 | .245 | .290 | .535 | 0 | 3 | 1 | 0 | 0 | 1 | 0 | 43 | 0 | 0 | 8 | |
| * | Brown, Corey | .156 | 34 | 109 | 14 | 17 | 3 | 2 | 2 | 14 | 30 | 7 | 0 | 30 | 2 | 0 | .207 | .275 | .482 | 0 | 1 | 0 | 0 | 0 | 0 | 0 | 0 | 33 | 0 | 2 | |
| * | Cardenas, Adrian | .228 | 31 | 114 | 14 | 26 | 3 | 0 | 1 | 10 | 32 | 9 | 1 | 17 | 1 | 1 | .285 | .281 | .565 | 0 | 1 | 0 | 6 | 0 | 13 | 16 | 0 | 0 | 0 | 9 | |
| | Carson, Matt | .296 | 47 | 179 | 37 | 53 | 12 | 2 | 9 | 29 | 96 | 18 | 1 | 39 | 9 | 4 | .368 | .536 | .904 | 1 | 0 | 3 | 4 | 0 | 0 | 0 | 0 | 47 | 0 | 2 | |
| | Carter, Chris | .233 | 77 | 287 | 52 | 67 | 20 | 2 | 15 | 54 | 136 | 42 | 1 | 92 | 0 | 0 | .336 | .474 | .810 | 5 | 0 | 5 | 5 | 75 | 0 | 0 | 0 | 6 | 0 | 9 | |
| # | Crisp, Coco | .591 | 6 | 22 | 7 | 13 | 2 | 1 | 0 | 5 | 17 | 2 | 1 | 3 | 2 | 1 | .625 | .773 | 1.398 | 0 | 0 | 0 | 0 | 0 | 0 | 0 | 0 | 6 | 0 | 0 | |
| * | Cust, Jack | .273 | 33 | 110 | 21 | 30 | 6 | 0 | 4 | 19 | 48 | 33 | 2 | 33 | 0 | 0 | .444 | .436 | .881 | 0 | 0 | 1 | 2 | 0 | 0 | 0 | 0 | 13 | 0 | 1 | |
| | Donaldson, Josh | .262 | 56 | 195 | 34 | 51 | 12 | 1 | 10 | 48 | 95 | 29 | 1 | 44 | 2 | 1 | .349 | .487 | .836 | 7 | 0 | 1 | 8 | 1 | 0 | 7 | 0 | 0 | 41 | 8 | |
| | Ellis, Mark | .250 | 1 | 4 | 0 | 1 | 0 | 0 | 0 | 0 | 1 | 0 | 0 | 1 | 0 | 0 | .250 | .250 | .500 | 0 | 0 | 0 | 0 | 0 | 1 | 0 | 0 | 0 | 0 | 0 | |
| * | Harper, Brett | .231 | 14 | 52 | 4 | 12 | 3 | 0 | 1 | 11 | 18 | 2 | 0 | 12 | 0 | 0 | .286 | .346 | .632 | 0 | 0 | 2 | 0 | 4 | 0 | 0 | 0 | 0 | 0 | 1 | |
| | Heether, Adam | .242 | 21 | 66 | 11 | 16 | 3 | 0 | 0 | 8 | 19 | 14 | 0 | 14 | 1 | 2 | .381 | .288 | .669 | 2 | 0 | 2 | 0 | 0 | 0 | 12 | 0 | 10 | 0 | 1 | |
| T | Heether, Adam | .244 | 71 | 250 | 41 | 61 | 10 | 1 | 9 | 36 | 100 | 37 | 1 | 49 | 3 | 3 | .353 | .400 | .753 | 5 | 0 | 8 | 4 | 0 | 0 | 62 | 0 | 10 | 0 | 7 | |
| | Jernigan, Ryne | | 1 | 0 | 0 | 0 | 0 | 0 | 0 | 0 | 0 | 0 | 0 | 0 | 0 | 0 | | | | 0 | 0 | 0 | 0 | 0 | 0 | 0 | 0 | 0 | 0 | 0 | 0 |
| | Ladendorf, Tyler | .100 | 4 | 10 | 0 | 1 | 1 | 0 | 0 | 0 | 2 | 1 | 0 | 2 | 0 | 0 | .182 | .200 | .382 | 0 | 0 | 0 | 0 | 0 | 0 | 1 | 3 | 0 | 0 | 0 | 0 |
| * | McPherson, Dallas | .291 | 30 | 110 | 17 | 32 | 5 | 1 | 7 | 32 | 60 | 10 | 0 | 33 | 0 | 0 | .352 | .545 | .898 | 1 | 0 | 1 | 0 | 4 | 0 | 12 | 0 | 0 | 0 | 1 | |
| 1 | Miller, Jai | .118 | 10 | 34 | 2 | 4 | 0 | 0 | 0 | 1 | 4 | 3 | 0 | 19 | 3 | 0 | .189 | .118 | .307 | 0 | 0 | 0 | 0 | 0 | 0 | 0 | 0 | 10 | 0 | 0 | |
| * | Napoleon, Dusty | .231 | 5 | 13 | 2 | 3 | 1 | 0 | 1 | 1 | 7 | 5 | 1 | 4 | 0 | 0 | .444 | .538 | .983 | 0 | 0 | 0 | 0 | 0 | 0 | 0 | 0 | 0 | 4 | 0 | |
| # | Powell, Landon | .200 | 14 | 45 | 6 | 9 | 2 | 0 | 1 | 2 | 14 | 10 | 0 | 9 | 0 | 0 | .345 | .311 | .657 | 0 | 0 | 0 | 2 | 2 | 0 | 0 | 0 | 0 | 7 | 1 | |
| | Price, Jared | .000 | 1 | 2 | 0 | 0 | 0 | 0 | 0 | 1 | 0 | 0 | 0 | 2 | 0 | 0 | .000 | .000 | .000 | 1 | 0 | 0 | 0 | 0 | 0 | 0 | 0 | 0 | 1 | 0 | |
| | Recker, Anthony | .222 | 40 | 126 | 14 | 28 | 7 | 1 | 3 | 17 | 46 | 11 | 0 | 35 | 0 | 0 | .281 | .365 | .646 | 2 | 0 | 0 | 2 | 0 | 0 | 0 | 0 | 0 | 33 | 4 | |
| * | Sogard, Eric | .297 | 76 | 279 | 43 | 83 | 12 | 2 | 1 | 32 | 102 | 37 | 0 | 31 | 7 | 4 | .379 | .366 | .745 | 2 | 1 | 1 | 4 | 0 | 58 | 14 | 0 | 0 | 0 | 8 | |
| | Suzuki, Kurt | .375 | 3 | 8 | 4 | 3 | 2 | 0 | 1 | 5 | 8 | 2 | 0 | 1 | 0 | 0 | .500 | 1.000 | 1.500 | 0 | 0 | 0 | 1 | 0 | 0 | 0 | 0 | 0 | 3 | 0 | |
| | Taylor, Michael | .249 | 63 | 229 | 36 | 57 | 12 | 5 | 3 | 38 | 88 | 22 | 1 | 47 | 8 | 3 | .318 | .384 | .702 | 2 | 0 | 2 | 9 | 0 | 0 | 0 | 0 | 60 | 0 | 6 | |
| | Tolleson, Steven | .323 | 47 | 158 | 29 | 51 | 11 | 0 | 6 | 26 | 80 | 23 | 0 | 27 | 2 | 2 | .419 | .506 | .926 | 1 | 4 | 4 | 1 | 0 | 3 | 13 | 24 | 6 | 0 | 10 | |
| * | Watson, Matt | .283 | 24 | 99 | 16 | 28 | 8 | 0 | 6 | 16 | 54 | 5 | 0 | 14 | 0 | 0 | .317 | .545 | .863 | 0 | 0 | 0 | 4 | 0 | 0 | 0 | 0 | 18 | 0 | 1 | |
| # | Wimberly, Corey | .280 | 76 | 293 | 49 | 82 | 7 | 2 | 1 | 25 | 96 | 27 | 1 | 34 | 29 | 11 | .360 | .328 | .688 | 2 | 9 | 11 | 8 | 0 | 6 | 8 | 20 | 48 | 0 | 9 | |
| | Team Total | .260 | 80 | 2695 | 431 | 700 | 139 | 20 | 73 | 409 | 1098 | 317 | 10 | 570 | 67 | 29 | .342 | .407 | .750 | 26 | 19 | 34 | 56 | | | | | | | 87 | |

| PITCHERS | | W | L | ERA | G | GS | CG | SHO | SV | SVO | IP | H | R | ER | HR | HB | BB | IBB | SO | BK | WP | GO/AO | DP | WHIP | AVG | AB | TBF | SF | GF | HLD |
|----------|-------------------------------------|----|---|------|----|----|----|-----|----|-----|------|----|----|----|----|----|----|-----|----|----|----|-------|----|------|------|-----|-----|----|----|-----|
| * | Anderson, Brett | 0 | 0 | 6.00 | 1 | 1 | 0 | 0 | 0 | 0 | 3.0 | 6 | 2 | 2 | 0 | 1 | 1 | 0 | 1 | 0 | 0 | 1.33 | 0 | 2.33 | .429 | 14 | 16 | 0 | 0 | 0 |
| | Banwart, Travis | 1 | 1 | 4.50 | 2 | 2 | 0 | 0 | 0 | 0 | 10.0 | 11 | 6 | 5 | 2 | 0 | 5 | 0 | 10 | 0 | 0 | 0.54 | 0 | 1.60 | .275 | 40 | 46 | 1 | 0 | 0 |
| | Benacka, Michael | 4 | 2 | 5.03 | 16 | 0 | 0 | 0 | 1 | 2 | 19.2 | 10 | 12 | 11 | 3 | 1 | 15 | 0 | 26 | 0 | 3 | 1.13 | 1 | 1.27 | .149 | 67 | 84 | 0 | 5 | 1 |
| * | Blackley, Travis | 1 | 1 | 1.63 | 7 | 4 | 0 | 0 | 0 | 0 | 27.2 | 23 | 5 | 5 | 2 | 2 | 13 | 0 | 30 | 0 | 0 | 0.59 | 0 | 1.30 | .223 | 103 | 119 | 1 | 0 | 0 |
| * | Bowers, Cedrick | 1 | 1 | 2.75 | 18 | 0 | 0 | 0 | 0 | 1 | 19.2 | 11 | 6 | 6 | 0 | 1 | 11 | 0 | 29 | 0 | 0 | 0.76 | 1 | 1.12 | .159 | 69 | 82 | 0 | 4 | 6 |
| | Cahill, Trevor | 1 | 0 | 1.04 | 2 | 2 | 0 | 0 | 0 | 0 | 8.2 | 7 | 3 | 1 | 0 | 0 | 5 | 0 | 8 | 0 | 1 | 1.00 | 2 | 1.38 | .226 | 31 | 36 | 0 | 0 | 0 |
| 1 | Demel, Sam | 2 | 0 | 1.26 | 22 | 0 | 0 | 0 | 6 | 7 | 28.2 | 22 | 6 | 4 | 1 | 1 | 9 | 0 | 28 | 0 | 1 | 1.24 | 1 | 1.08 | .212 | 104 | 116 | 2 | 11 | 2 |
| * | DiNardo, Lenny | 2 | 5 | 3.52 | 9 | 9 | 1 | 0 | 0 | 0 | 46.0 | 56 | 27 | 18 | 5 | 3 | 14 | 1 | 28 | 0 | 1 | 1.56 | 8 | 1.52 | .303 | 185 | 203 | 0 | 0 | 0 |
| | Giese, Dan | 0 | 0 | 1.42 | 5 | 0 | 0 | 0 | 0 | 0 | 6.1 | 5 | 1 | 1 | 1 | 0 | 1 | 0 | 2 | 0 | 0 | 0.78 | 0 | 0.95 | .217 | 23 | 24 | 0 | 0 | 1 |
| | Godfrey, Graham | 3 | 6 | 5.02 | 16 | 15 | 0 | 0 | 0 | 0 | 86.0 | 80 | 57 | 48 | 7 | 7 | 41 | 1 | 69 | 0 | 3 | 0.61 | 5 | 1.41 | .248 | 323 | 380 | 5 | 1 | 0 |
| * | Halama, John | 3 | 1 | 5.72 | 7 | 7 | 0 | 0 | 0 | 0 | 39.1 | 52 | 29 | 25 | 7 | 0 | 13 | 1 | 17 | 0 | 1 | 1.79 | 9 | 1.65 | .333 | 156 | 171 | 1 | 0 | 0 |
| | Haviland, Shawn | 0 | 0 | 5.40 | 1 | 1 | 0 | 0 | 0 | 0 | 3.1 | 6 | 5 | 2 | 0 | 0 | 2 | 0 | 3 | 0 | 0 | 0.75 | 0 | 2.40 | .353 | 17 | 19 | 0 | 0 | 0 |
| | Hernandez, Fernando | 0 | 6 | 5.12 | 22 | 4 | 0 | 0 | 2 | 3 | 45.2 | 52 | 37 | 26 | 5 | 4 | 13 | 0 | 39 | 0 | 4 | 0.96 | 1 | 1.42 | .275 | 189 | 211 | 3 | 9 | 1 |
| | Hunton, Jon | 4 | 2 | 3.35 | 28 | 0 | 0 | 0 | 0 | 2 | 37.2 | 38 | 17 | 14 | 3 | 0 | 15 | 2 | 25 | 0 | 1 | 0.77 | 2 | 1.41 | .260 | 146 | 163 | 2 | 8 | 3 |
| * | Kilby, Brad | 0 | 0 | 5.54 | 12 | 0 | 0 | 0 | 0 | 0 | 13.0 | 18 | 8 | 8 | 0 | 1 | 6 | 0 | 18 | 0 | 0 | 0.43 | 0 | 1.85 | .327 | 55 | 63 | 0 | 3 | 2 |
| | Mazzaro, Vin | 3 | 1 | 3.13 | 7 | 6 | 0 | 0 | 0 | 0 | 37.1 | 35 | 16 | 13 | 2 | 3 | 17 | 0 | 38 | 0 | 2 | 0.97 | 1 | 1.39 | .245 | 143 | 164 | 0 | 0 | 0 |
| | McBeth, Marcus | 0 | 1 | 6.46 | 14 | 0 | 0 | 0 | 0 | 2 | 15.1 | 18 | 14 | 11 | 2 | 0 | 16 | 1 | 14 | 0 | 2 | 0.68 | 2 | 2.22 | .290 | 62 | 80 | 2 | 5 | 3 |
| | Middleton, Kyle | 5 | 5 | 2.45 | 16 | 8 | 0 | 0 | 1 | 1 | 69.2 | 59 | 29 | 19 | 5 | 0 | 27 | 1 | 47 | 0 | 3 | 1.14 | 9 | 1.23 | .233 | 253 | 284 | 0 | 4 | 1 |
| | Mortensen, Clay | 10 | 2 | 3.58 | 15 | 15 | 0 | 0 | 0 | 0 | 98.0 | 95 | 49 | 39 | 9 | 0 | 31 | 1 | 77 | 0 | 8 | 2.22 | 16 | 1.29 | .260 | 365 | 403 | 4 | 0 | 0 |
| | Ramirez, Edwar | 0 | 1 | 4.58 | 16 | 0 | 0 | 0 | 0 | 0 | 19.2 | 18 | 10 | 10 | 2 | 0 | 12 | 2 | 16 | 0 | 1 | 0.75 | 0 | 1.53 | .247 | 73 | 88 | 1 | | |

Choose a highlighted category to sort. NOTE: Rate stats do not use qualifiers.

| | | GI ---GAMES BY POSITION--- | | | | | | | | | | | | | | | | | | | | | | | | | | | | |
|-----------------|--|----------------------------|----|------|-----|-----|-----|-----|----|-----|-------|-----|-----|-----|----|----|------|------|-------|----|-----|-------|----|------|------|------|------|----|----|-----|
| BATTERS | | AVG | G | AB | R | H | 2B | 3B | HR | RBI | TB | BB | IBB | SO | SB | CS | OBP | SLG | OPS | SF | SAC | HBP | DP | 1B | 2B | 3B | SS | OF | C | E |
| 1 | Affronti, Michael | .231 | 4 | 13 | 0 | 3 | 0 | 0 | 0 | 0 | 3 | 0 | 0 | 5 | 0 | 1 | .286 | .231 | .516 | 0 | 0 | 1 | 0 | 0 | 0 | 0 | 4 | 0 | 0 | 0 |
| | Baisley, Jeff | .326 | 47 | 181 | 21 | 59 | 19 | 1 | 3 | 31 | 89 | 18 | 1 | 50 | 3 | 2 | .388 | .492 | .880 | 4 | 0 | 3 | 2 | 24 | 0 | 19 | 0 | 0 | 0 | 3 |
| * | Brown, Corey | .326 | 34 | 132 | 28 | 43 | 4 | 2 | 5 | 20 | 66 | 18 | 0 | 36 | 7 | 0 | .404 | .500 | .904 | 1 | 0 | 0 | 4 | 0 | 0 | 0 | 0 | 31 | 0 | 4 |
| * | Cardenas, Adrian | .422 | 17 | 64 | 15 | 27 | 7 | 0 | 1 | 12 | 37 | 10 | 0 | 8 | 1 | 1 | .474 | .578 | 1.052 | 4 | 0 | 0 | 1 | 0 | 6 | 9 | 0 | 0 | 0 | 2 |
| | Carter, Yusuf | .206 | 41 | 131 | 13 | 27 | 5 | 1 | 1 | 8 | 37 | 12 | 1 | 37 | 4 | 0 | .271 | .282 | .553 | 1 | 0 | 0 | 5 | 4 | 0 | 0 | 0 | 1 | 34 | 4 |
| | Chen, Yung Chi | .168 | 28 | 101 | 11 | 17 | 5 | 2 | 0 | 9 | 26 | 7 | 0 | 14 | 0 | 0 | .218 | .257 | .476 | 2 | 1 | 0 | 3 | 0 | 4 | 1 | 21 | 0 | 0 | 4 |
| | Gilbert, Archie | .274 | 67 | 252 | 39 | 69 | 18 | 0 | 8 | 35 | 111 | 30 | 0 | 38 | 13 | 8 | .360 | .440 | .800 | 2 | 0 | 5 | 4 | 0 | 0 | 0 | 0 | 59 | 0 | 1 |
| * | Holt, J.C. | .270 | 27 | 115 | 16 | 31 | 3 | 1 | 1 | 11 | 39 | 5 | 0 | 28 | 5 | 0 | .298 | .339 | .637 | 1 | 1 | 0 | 5 | 0 | 22 | 0 | 0 | 0 | 0 | 4 |
| * | Horton, Josh | .280 | 45 | 182 | 23 | 51 | 7 | 3 | 0 | 21 | 64 | 13 | 0 | 25 | 1 | 2 | .327 | .352 | .678 | 1 | 0 | 0 | 6 | 0 | 0 | 0 | 44 | 0 | 0 | 5 |
| | Kleen, Steve | .197 | 39 | 132 | 13 | 26 | 6 | 0 | 4 | 20 | 44 | 14 | 1 | 33 | 1 | 1 | .289 | .333 | .623 | 2 | 0 | 4 | 5 | 34 | 0 | 1 | 0 | 1 | 0 | 3 |
| * | Majewski, Val | .293 | 22 | 82 | 7 | 24 | 6 | 0 | 2 | 13 | 36 | 7 | 0 | 20 | 2 | 1 | .348 | .439 | .787 | 0 | 0 | 0 | 4 | 0 | 0 | 0 | 0 | 16 | 0 | 0 |
| * | Mitchell, Jermaine | .234 | 30 | 94 | 12 | 22 | 1 | 3 | 0 | 8 | 29 | 15 | 0 | 31 | 2 | 6 | .342 | .309 | .651 | 1 | 0 | 1 | 1 | 0 | 0 | 0 | 0 | 20 | 0 | 3 |
| * | Napoleon, Dusty | .200 | 4 | 10 | 0 | 2 | 1 | 0 | 0 | 0 | 3 | 3 | 0 | 0 | 0 | 0 | .385 | .300 | .685 | 0 | 0 | 0 | 1 | 0 | 0 | 0 | 0 | 0 | 4 | 1 |
| | Ortiz, Gabriel | .250 | 20 | 76 | 7 | 19 | 4 | 0 | 1 | 12 | 26 | 3 | 0 | 20 | 1 | 1 | .284 | .342 | .626 | 1 | 0 | 1 | 4 | 1 | 0 | 0 | 0 | 0 | 20 | 2 |
| # | Paramore, Petey | .257 | 11 | 35 | 4 | 9 | 3 | 0 | 0 | 1 | 12 | 5 | 1 | 9 | 0 | 0 | .350 | .343 | .693 | 0 | 0 | 0 | 2 | 0 | 0 | 0 | 0 | 0 | 11 | 1 |
| * | Peterson, Shane | .230 | 67 | 248 | 29 | 57 | 11 | 0 | 3 | 32 | 77 | 25 | 0 | 56 | 7 | 2 | .311 | .310 | .621 | 4 | 0 | 6 | 5 | 9 | 0 | 0 | 0 | 50 | 0 | 2 |
| | Recker, Anthony | .211 | 11 | 38 | 8 | 8 | 1 | 0 | 1 | 3 | 12 | 7 | 0 | 12 | 1 | 0 | .362 | .316 | .677 | 0 | 0 | 2 | 0 | 1 | 0 | 0 | 0 | 0 | 9 | 0 |
| | Richard, Michael | .185 | 9 | 27 | 1 | 5 | 0 | 0 | 0 | 2 | 5 | 4 | 0 | 6 | 1 | 0 | .290 | .185 | .476 | 0 | 0 | 0 | 0 | 0 | 4 | 0 | 3 | 0 | 0 | 3 |
| * | Sulentic, Matthew | .228 | 66 | 232 | 30 | 53 | 7 | 1 | 1 | 20 | 65 | 32 | 1 | 66 | 6 | 5 | .323 | .280 | .604 | 3 | 3 | 2 | 7 | 0 | 0 | 0 | 0 | 51 | 0 | 2 |
| # | Thomas, David | .333 | 1 | 3 | 1 | 1 | 1 | 0 | 0 | 2 | 2 | 0 | 0 | 1 | 0 | 0 | .333 | .667 | 1.000 | 0 | 0 | 0 | 0 | 0 | 0 | 0 | 0 | 1 | 0 | 0 |
| # | Valdez, Alex | .275 | 73 | 291 | 50 | 80 | 15 | 5 | 8 | 42 | 129 | 23 | 1 | 66 | 5 | 0 | .336 | .443 | .780 | 2 | 0 | 5 | 7 | 0 | 17 | 49 | 4 | 0 | 0 | 11 |
| # | Weeks, Jemile | .304 | 26 | 102 | 18 | 31 | 7 | 3 | 2 | 13 | 50 | 8 | 0 | 19 | 5 | 4 | .368 | .490 | .859 | 1 | 0 | 3 | 0 | 0 | 26 | 0 | 0 | 0 | 0 | 4 |
| | Whitney, Matthew | .095 | 6 | 21 | 1 | 2 | 0 | 0 | 0 | 1 | 2 | 4 | 1 | 8 | 0 | 0 | .231 | .095 | .326 | 1 | 0 | 0 | 1 | 6 | 0 | 0 | 0 | 0 | 0 | 1 |
| | Team Total | .260 | 76 | 2562 | 347 | 666 | 131 | 22 | 41 | 316 | 964 | 263 | 7 | 588 | 65 | 34 | .333 | .376 | .709 | 31 | 5 | 33 | 67 | | | | | | | 68 |
| PITCHERS | | W | L | ERA | G | GS | CG | SHO | SV | SVO | IP | H | R | ER | HR | HB | BB | IBB | SO | BK | WP | GO/AO | DP | WHIP | AVG | AB | TBF | SF | GF | HLD |
| | Banwart, Travis | 5 | 5 | 2.92 | 14 | 14 | 0 | 0 | 0 | 0 | 83.1 | 71 | 36 | 27 | 7 | 3 | 31 | 0 | 59 | 0 | 4 | 1.02 | 5 | 1.22 | .231 | 308 | 344 | 1 | 0 | 0 |
| * | Capra, Anthony | 5 | 7 | 4.50 | 15 | 15 | 0 | 0 | 0 | 0 | 68.0 | 54 | 38 | 34 | 7 | 5 | 51 | 0 | 63 | 0 | 5 | 1.08 | 7 | 1.54 | .220 | 245 | 308 | 3 | 0 | 0 |
| | De Los Santos, Fautino | 0 | 1 | 9.45 | 4 | 0 | 0 | 0 | 0 | 0 | 6.2 | 8 | 7 | 7 | 1 | 0 | 4 | 0 | 10 | 0 | 0 | 2.33 | 0 | 1.80 | .286 | 28 | 32 | 0 | 2 | 0 |
| * | Edell, Ryan | 3 | 2 | 2.25 | 8 | 8 | 0 | 0 | 0 | 0 | 44.0 | 44 | 11 | 11 | 0 | 1 | 5 | 0 | 28 | 0 | 2 | 1.10 | 5 | 1.11 | .260 | 169 | 178 | 0 | 0 | 0 |
| * | Figueroa, Pedro | 1 | 6 | 5.30 | 13 | 13 | 0 | 0 | 0 | 0 | 71.1 | 84 | 45 | 42 | 6 | 2 | 29 | 1 | 57 | 5 | 4 | 1.39 | 3 | 1.58 | .295 | 285 | 319 | 2 | 0 | 0 |
| | Friend, Justin | 1 | 1 | 3.69 | 17 | 1 | 0 | 0 | 0 | 2 | 31.2 | 39 | 19 | 13 | 0 | 1 | 21 | 1 | 25 | 0 | 2 | 1.13 | 3 | 1.89 | .312 | 125 | 150 | 2 | 3 | 3 |
| * | Gordon, Derrick | 1 | 1 | 5.50 | 22 | 0 | 0 | 0 | 1 | 1 | 34.1 | 34 | 24 | 21 | 2 | 2 | 16 | 0 | 29 | 0 | 6 | 1.50 | 3 | 1.46 | .258 | 132 | 156 | 2 | 3 | 4 |
| * | Hernandez, Carlos | 7 | 1 | 3.98 | 15 | 14 | 0 | 0 | 0 | 0 | 72.1 | 76 | 34 | 32 | 3 | 1 | 33 | 0 | 53 | 0 | 3 | 1.17 | 4 | 1.51 | .272 | 279 | 317 | 2 | 1 | 0 |
| | Holt, J.C. | 1 | 0 | 0.00 | 1 | 0 | 0 | 0 | 0 | 0 | 2.0 | 0 | 0 | 0 | 0 | 0 | 1 | 0 | 0 | 0 | 0 | 1.00 | 0 | 0.50 | .000 | 7 | 8 | 0 | 0 | 0 |
| * | Hornbeck, Ben | 2 | 3 | 5.87 | 8 | 7 | 0 | 0 | 1 | 1 | 38.1 | 43 | 27 | 25 | 3 | 3 | 19 | 0 | 26 | 0 | 7 | 2.71 | 9 | 1.62 | .289 | 149 | 173 | 2 | 1 | 0 |
| | James, Justin | 0 | 0 | 1.17 | 4 | 0 | 0 | 0 | 0 | 1 | 7.2 | 3 | 1 | 1 | 1 | 0 | 1 | 0 | 8 | 0 | 0 | 2.75 | 0 | 0.52 | .115 | 26 | 27 | 0 | 2 | 1 |
| | Lansford, Jared | 3 | 0 | 2.40 | 25 | 0 | 0 | 0 | 10 | 10 | 30.0 | 22 | 9 | 8 | 0 | 1 | 16 | 0 | 23 | 0 | 2 | 3.00 | 8 | 1.27 | .222 | 99 | 119 | 0 | 19 | 2 |
| | Leon, Arnold | 0 | 0 | 6.23 | 3 | 0 | 0 | 0 | 0 | 0 | 4.1 | 6 | 3 | 3 | 1 | 0 | 3 | 0 | 1 | 0 | 2 | 1.20 | 0 | 2.08 | .333 | 18 | 22 | 0 | 0 | 0 |
| * | Majewski, Val | 0 | 0 | 0.00 | 1 | 0 | 0 | 0 | 1 | 1 | 1.0 | 1 | 0 | 0 | 0 | 0 | 0 | 0 | 1 | 0 | 0 | 0.00 | 0 | 1.00 | .250 | 4 | 4 | 0 | 1 | 0 |
| | Murray, Justin | 0 | 1 | 4.50 | 2 | 2 | 0 | 0 | 0 | 0 | 10.0 | 12 | 7 | 5 | 0 | 0 | 6 | 0 | 5 | 0 | 0 | 1.18 | 1 | 1.80 | .286 | 42 | 48 | 0 | 0 | 0 |
| | Ray, Jason | 3 | 3 | 2.43 | 20 | 0 | 0 | 0 | 0 | 1 | 29.2 | 24 | 12 | 8 | 1 | 0 | 16 | 1 | 15 | 0 | 10 | 0.95 | 2 | 1.35 | .220 | 109 | 129 | 4 | 5 | 3 |
| | Sattler, Daniel | 0 | 0 | 4.64 | 14 | 0 | 0 | 0 | 0 | 0 | 21.1 | 17 | 11 | 11 | 1 | 2 | 12 | 1 | 16 | 0 | 2 | 1.19 | 1 | 1.36 | .221 | 77 | 93 | 0 | 8 | 3 |
| | Souza, Justin | 1 | 2 | 4.39 | 18 | 0 | 0 | 0 | 2 | 2 | 26.2 | 27 | 15 | 13 | 1 | 0 | 12 | 1 | 25 | 0 | 1 | 0.54 | 3 | 1.46 | .262 | 103 | 117 | 1 | 6 | 3 |
| | Storey, Mickey | 1 | 2 | 3.31 | 19 | 0 | 0 | 0 | 3 | 4 | 32.2 | 24 | 13 | 12 | 3 | 2 | 7 | 1 | 30 | 1 | 2 | 1.03 | 1 | 0.95 | .203 | 118 | 131 | 3 | 8 | 6 |
| | Vaughan, Beau | 1 | 3 | 1.95 | 24 | 0 | 0 | 0 | 6 | 8 | 32.1 | 30 | 12 | 7 | 0 | 1 | 6 | 2 | 29 | 0 | 1 | 1.00 | 1 | 1.11 | .238 | 126 | 138 | 3 | 14 | 3 |
| | Wagner, Neil | 2 | 1 | 4.26 | 12 | 0 | 0 | 0 | 0 | 1 | 19.0 | 22 | 10 | 9 | 0 | 0 | 15 | 3 | 22 | 0 | 1 | 1.91 | 3 | 1.95 | .289 | 76 | 91 | 0 | 3 | 1 |
| | Wright, Matt | 0 | 0 | 2.25 | 2 | 2 | 0 | 0 | 0 | 0 | 8.0 | 7 | 2 | 2 | 2 | 0 | 0 | 0 | 7 | 0 | 1 | 1.83 | 1 | 0.88 | .233 | 30 | 31 | 0 | 0 | 0 |
| | Team Total | 37 | 39 | 3.88 | 76 | 76 | 0 | 2 | 24 | 32 | 674.2 | 648 | 336 | 291 | 39 | 24 | 304 | 11 | 532 | 6 | 55 | 1.24 | 60 | 1.41 | .254 | 2555 | 2935 | 25 | 76 | |

Bakersfield Blaze (34-43) 6, Stockton Ports (35-42) 0
June 30, 2010

| | 1 | 2 | 3 | 4 | 5 | 6 | 7 | 8 | 9 | R | H | E |
|-------------|---|---|---|---|---|---|---|---|---|---|----|---|
| Bakersfield | 0 | 2 | 0 | 0 | 2 | 2 | 0 | 0 | 0 | 6 | 14 | 0 |
| Stockton | 0 | 0 | 0 | 0 | 0 | 0 | 0 | 0 | 0 | 0 | 4 | 2 |

| Bakersfield | AB | R | H | RBI | BB | SO | LOB | AVG | Stockton | AB | R | H | RBI | BB | SO | LOB | AVG |
|---------------------|-----------|----------|-----------|----------|----------|----------|-----------|-------------|-----------------|-----------|----------|----------|----------|----------|-----------|-----------|-------------|
| Paisano, LF | 4 | 0 | 0 | 0 | 0 | 2 | 4 | .292 | Thomas, Dav, CF | 4 | 0 | 1 | 0 | 0 | 0 | 2 | .256 |
| Stoneburner, 2B | 5 | 0 | 1 | 0 | 0 | 1 | 3 | .288 | Green, DH | 4 | 0 | 0 | 0 | 0 | 4 | 3 | .314 |
| Beltre, E, CF | 5 | 2 | 2 | 1 | 0 | 2 | 1 | .331 | Parker, S, 3B | 3 | 0 | 0 | 0 | 1 | 2 | 0 | .299 |
| Bianucci, RF | 5 | 1 | 3 | 2 | 0 | 0 | 1 | .243 | Spina, 1B | 4 | 0 | 0 | 0 | 0 | 2 | 1 | .258 |
| Felix, J, C | 5 | 1 | 2 | 0 | 0 | 0 | 2 | .269 | Barfield, RF | 4 | 0 | 1 | 0 | 0 | 1 | 0 | .272 |
| Mendonca, 3B | 3 | 1 | 2 | 0 | 1 | 0 | 1 | .236 | Ladendorf, SS | 4 | 0 | 2 | 0 | 0 | 1 | 0 | .293 |
| Hogan, DH | 2 | 0 | 0 | 0 | 0 | 2 | 2 | .192 | Johnson, T, LF | 2 | 0 | 0 | 0 | 1 | 0 | 1 | .225 |
| a-Whittleman, PH-DH | 1 | 0 | 0 | 1 | 1 | 0 | 1 | .275 | Ortiz, R, C | 3 | 0 | 0 | 0 | 1 | 3 | 3 | .302 |
| Morrison, 1B | 4 | 0 | 1 | 1 | 0 | 0 | 4 | .216 | Pinckney, 2B | 2 | 0 | 0 | 0 | 1 | 1 | 2 | .000 |
| James, A, SS | 5 | 1 | 3 | 0 | 0 | 0 | 4 | .315 | Oseguera, P | 0 | 0 | 0 | 0 | 0 | 0 | 0 | .000 |
| Font, P | 0 | 0 | 0 | 0 | 0 | 0 | 0 | .000 | Hodsdon, P | 0 | 0 | 0 | 0 | 0 | 0 | 0 | .000 |
| Nam, P | 0 | 0 | 0 | 0 | 0 | 0 | 0 | .000 | Carignan, P | 0 | 0 | 0 | 0 | 0 | 0 | 0 | .000 |
| Castillo, F, P | 0 | 0 | 0 | 0 | 0 | 0 | 0 | .000 | Barham, P | 0 | 0 | 0 | 0 | 0 | 0 | 0 | .000 |
| Totals | 39 | 6 | 14 | 5 | 2 | 7 | 23 | .268 | Totals | 30 | 0 | 4 | 0 | 4 | 14 | 12 | .269 |

a-Hit a sacrifice fly for Hogan in the 5th.

BATTING

2B: Stoneburner (22, Oseguera), Felix, J (9, Oseguera).
3B: Beltre, E (4, Oseguera), Bianucci (2, Hodsdon).
TB: Stoneburner 2; Beltre, E 4; Bianucci 5; Felix, J 3; Mendonca 2; Morrison; James, A 3.
RBI: Morrison (19), Bianucci 2 (38), Whittleman (18), Beltre, E (35).
2-out RBI: Beltre, E; Bianucci.
Runners left in scoring position, 2 out: Bianucci; Stoneburner; Morrison; Felix, J; Paisano; James, A.
SF: Morrison; Whittleman.
Team RISP: 4-for-16.
Team LOB: 12.

BASERUNNING

SB: James, A (7, 3rd base off Oseguera/Ortiz, R).

FIELDING

Outfield assists: Bianucci (Parker, S at home).

BATTING

TB: Thomas, Dav; Barfield; Ladendorf 2.
Runners left in scoring position, 2 out: Ortiz, R; Thomas, Dav; Green 2.
Team RISP: 2-for-7.
Team LOB: 8.

BASERUNNING

SB: Ladendorf (12, 2nd base off Font/Felix, J).

FIELDING

E: Barfield (6, throw), Hodsdon (5, pickoff).
PB: Ortiz, R (9).

| Bakersfield | IP | H | R | ER | BB | SO | HR | ERA | Stockton | IP | H | R | ER | BB | SO | HR | ERA |
|---------------|------------|----------|----------|----------|----------|-----------|----------|-------------|-------------------|------------|-----------|----------|----------|----------|----------|----------|-------------|
| Font (W, 1-2) | 6.0 | 3 | 0 | 0 | 3 | 8 | 0 | 3.77 | Oseguera (L, 2-3) | 5.0 | 9 | 4 | 3 | 0 | 3 | 0 | 5.18 |
| Nam | 2.0 | 1 | 0 | 0 | 1 | 5 | 0 | 3.57 | Hodsdon | 2.0 | 3 | 2 | 2 | 2 | 2 | 0 | 6.57 |
| Castillo, F | 1.0 | 0 | 0 | 0 | 0 | 1 | 0 | 3.18 | Carignan | 1.2 | 2 | 0 | 0 | 0 | 2 | 0 | 5.09 |
| Totals | 9.0 | 4 | 0 | 0 | 4 | 14 | 0 | 4.26 | Barham | 0.1 | 0 | 0 | 0 | 0 | 0 | 0 | 1.76 |
| | | | | | | | | | Totals | 9.0 | 14 | 6 | 5 | 2 | 7 | 0 | 4.77 |

HBP: Johnson, T (by Nam), Paisano (by Oseguera), Mendonca (by Oseguera).

Groundouts-flyouts: Font 4-5, Nam 0-1, Castillo, F 1-1, Oseguera 7-5, Hodsdon 3-0, Carignan 1-2, Barham 1-0.

Batters faced: Font 23, Nam 9, Castillo, F 3, Oseguera 26, Hodsdon 11, Carignan 7, Barham 1.

Inherited runners-scored: Barham 2-0.

Umpires: HP: Ryan Blakney. 1B: Mike Goebel. 2B: . 3B: .

Weather: 82 degrees, clear.

Wind: 16 mph, Out to LF.

T: 3:00.

Att: 2,358.

Choose a highlighted category to sort. NOTE: Rate stats do not use qualifiers.

| | | GI ---GAMES BY POSITION--- | | | | | | | | | | | | | | | | | | | | | | | | | | | | | |
|-----------------|--|----------------------------|----|-------|-----|-----|-----|-----|----|-----|-------|-----|-----|-----|----|----|------|-------|-------|----|-----|-------|----|------|------|-----|-----|----|----|-----|---|
| BATTERS | | AVG | G | AB | R | H | 2B | 3B | HR | RBI | TB | BB | IBB | SO | SB | CS | OBP | SLG | OPS | SF | SAC | HBP | DP | 1B | 2B | 3B | SS | OF | C | E | |
| | Barfield, Jeremy | .272 | 76 | 287 | 44 | 78 | 13 | 0 | 9 | 48 | 118 | 36 | 1 | 46 | 1 | 1 | .345 | .411 | .757 | 7 | 1 | 0 | 14 | 0 | 0 | 0 | 0 | 74 | 0 | 6 | |
| | Castillo, Gernaldo | .176 | 5 | 17 | 1 | 3 | 0 | 0 | 0 | 0 | 3 | 2 | 0 | 3 | 0 | 0 | .263 | .176 | .440 | 0 | 0 | 0 | 0 | 0 | 5 | 0 | 0 | 0 | 0 | 1 | |
| * | Christian, Jason | .162 | 12 | 37 | 5 | 6 | 0 | 0 | 0 | 2 | 6 | 7 | 0 | 10 | 1 | 1 | .295 | .162 | .458 | 0 | 0 | 0 | 1 | 0 | 10 | 0 | 0 | 0 | 0 | 1 | |
| * | Crisotomo, Jose | .192 | 9 | 26 | 1 | 5 | 0 | 0 | 0 | 2 | 5 | 1 | 0 | 4 | 0 | 1 | .222 | .192 | .415 | 0 | 0 | 0 | 1 | 0 | 0 | 0 | 0 | 8 | 0 | 0 | |
| # | Crisp, Coco | .833 | 2 | 6 | 2 | 5 | 0 | 1 | 1 | 3 | 10 | 1 | 0 | 0 | 0 | 0 | .857 | 1.667 | 2.524 | 0 | 0 | 0 | 0 | 0 | 0 | 0 | 0 | 2 | 0 | 0 | |
| | Ellis, Mark | .200 | 2 | 5 | 0 | 1 | 0 | 0 | 0 | 1 | 1 | 1 | 0 | 0 | 0 | 0 | .286 | .200 | .486 | 1 | 0 | 0 | 0 | 0 | 2 | 0 | 0 | 0 | 0 | 0 | |
| | Green, Grant | .314 | 74 | 312 | 54 | 98 | 20 | 5 | 7 | 38 | 149 | 23 | 2 | 74 | 5 | 5 | .366 | .478 | .844 | 4 | 2 | 5 | 6 | 0 | 1 | 0 | 59 | 0 | 0 | 20 | |
| * | Horton, Josh | .467 | 8 | 30 | 5 | 14 | 5 | 1 | 2 | 6 | 27 | 1 | 0 | 5 | 0 | 1 | .484 | .900 | 1.384 | 0 | 0 | 0 | 0 | 0 | 4 | 0 | 1 | 0 | 0 | 0 | |
| * | Johnson, Todd | .225 | 39 | 151 | 20 | 34 | 7 | 0 | 3 | 14 | 50 | 13 | 1 | 34 | 4 | 2 | .287 | .331 | .619 | 2 | 0 | 1 | 6 | 0 | 0 | 0 | 0 | 35 | 0 | 0 | |
| | Ka'aihue, Kala | .167 | 23 | 66 | 11 | 11 | 4 | 0 | 3 | 12 | 24 | 20 | 1 | 19 | 2 | 0 | .371 | .364 | .734 | 1 | 0 | 2 | 2 | 8 | 0 | 0 | 0 | 6 | 0 | 1 | |
| # | Keough, Shane | .224 | 65 | 245 | 30 | 55 | 12 | 2 | 1 | 23 | 74 | 20 | 0 | 74 | 8 | 7 | .292 | .302 | .594 | 2 | 1 | 4 | 3 | 0 | 0 | 0 | 0 | 57 | 0 | 5 | |
| | Ladendorf, Tyler | .293 | 64 | 246 | 27 | 72 | 12 | 2 | 1 | 19 | 91 | 13 | 0 | 48 | 12 | 3 | .333 | .370 | .703 | 2 | 1 | 3 | 8 | 0 | 42 | 1 | 14 | 8 | 0 | 9 | |
| | Lopez, Diomedes | .667 | 1 | 3 | 0 | 2 | 0 | 0 | 0 | 0 | 2 | 1 | 0 | 1 | 0 | 0 | .750 | .667 | 1.417 | 0 | 0 | 0 | 0 | 0 | 0 | 0 | 0 | 0 | 0 | 1 | 1 |
| * | Mitchell, Jermaine | .301 | 36 | 143 | 30 | 43 | 9 | 3 | 3 | 11 | 67 | 25 | 0 | 39 | 7 | 6 | .408 | .469 | .877 | 0 | 0 | 1 | 0 | 0 | 0 | 0 | 0 | 35 | 0 | 2 | |
| * | Napoleon, Dusty | .000 | 6 | 13 | 0 | 0 | 0 | 0 | 0 | 1 | 0 | 4 | 0 | 8 | 0 | 0 | .278 | .000 | .278 | 0 | 0 | 0 | 1 | 4 | 0 | 0 | 0 | 0 | 0 | 0 | |
| | Ortiz, Ryan | .302 | 42 | 139 | 26 | 42 | 11 | 1 | 7 | 29 | 76 | 23 | 0 | 38 | 1 | 0 | .405 | .547 | .952 | 0 | 1 | 1 | 2 | 2 | 0 | 0 | 0 | 0 | 39 | 6 | |
| # | Paramore, Petey | .255 | 46 | 149 | 18 | 38 | 7 | 0 | 3 | 23 | 54 | 34 | 1 | 37 | 0 | 1 | .391 | .362 | .754 | 1 | 0 | 0 | 2 | 1 | 0 | 0 | 0 | 0 | 36 | 2 | |
| * | Parker, Stephen | .299 | 76 | 281 | 52 | 84 | 23 | 2 | 9 | 45 | 138 | 50 | 1 | 56 | 3 | 1 | .408 | .491 | .899 | 5 | 0 | 5 | 7 | 1 | 1 | 71 | 0 | 0 | 0 | 16 | |
| | Pinckney, Brandon | .000 | 1 | 2 | 0 | 0 | 0 | 0 | 0 | 0 | 0 | 1 | 0 | 1 | 0 | 0 | .333 | .000 | .333 | 0 | 0 | 0 | 0 | 0 | 1 | 0 | 0 | 0 | 0 | 0 | |
| | Richard, Michael | .214 | 33 | 98 | 13 | 21 | 3 | 0 | 0 | 5 | 24 | 11 | 0 | 21 | 2 | 5 | .304 | .245 | .548 | 1 | 1 | 2 | 4 | 0 | 18 | 0 | 5 | 0 | 0 | 6 | |
| | Soto, Ramon | .333 | 1 | 3 | 0 | 1 | 0 | 0 | 0 | 0 | 1 | 0 | 0 | 2 | 0 | 1 | .333 | .333 | .667 | 0 | 0 | 0 | 0 | 0 | 0 | 0 | 0 | 0 | 1 | 1 | |
| | Spina, Michael | .258 | 73 | 287 | 36 | 74 | 15 | 1 | 13 | 63 | 130 | 33 | 0 | 83 | 0 | 0 | .335 | .453 | .788 | 3 | 0 | 2 | 7 | 58 | 2 | 4 | 0 | 0 | 0 | 12 | |
| # | Thomas, David | .256 | 14 | 43 | 8 | 11 | 2 | 0 | 1 | 9 | 16 | 4 | 0 | 7 | 2 | 0 | .327 | .372 | .699 | 1 | 0 | 1 | 0 | 0 | 0 | 0 | 0 | 13 | 0 | 0 | |
| | Whitney, Matthew | .279 | 12 | 43 | 6 | 12 | 2 | 1 | 3 | 7 | 25 | 5 | 0 | 7 | 0 | 0 | .380 | .581 | .961 | 0 | 0 | 2 | 2 | 6 | 0 | 2 | 0 | 0 | 0 | 3 | |
| | Team Total | .269 | 77 | 2635 | 389 | 710 | 145 | 19 | 66 | 361 | 1091 | 330 | 7 | 618 | 48 | 35 | .354 | .414 | .768 | 30 | 7 | 30 | 66 | | | | | | | 107 | |
| PITCHERS | | W | L | ERA | G | GS | CG | SHO | SV | SVO | IP | H | R | ER | HR | HB | BB | IBB | SO | BK | WP | GO/AO | DP | WHIP | AVG | AB | TBF | SF | GF | HLD | |
| * | Barham, Trey | 3 | 0 | 1.76 | 33 | 0 | 0 | 0 | 0 | 4 | 41.0 | 33 | 14 | 8 | 0 | 1 | 13 | 1 | 32 | 0 | 0 | 2.26 | 5 | 1.12 | .223 | 148 | 166 | 3 | 7 | 8 | |
| | Carignan, Andrew | 2 | 2 | 5.09 | 21 | 0 | 0 | 0 | 0 | 2 | 23.0 | 17 | 18 | 13 | 2 | 3 | 23 | 0 | 32 | 0 | 6 | 1.62 | 1 | 1.74 | .200 | 85 | 111 | 0 | 7 | 1 | |
| | Deal, Scott | 0 | 4 | 3.67 | 18 | 1 | 0 | 0 | 0 | 0 | 34.1 | 39 | 18 | 14 | 2 | 6 | 14 | 2 | 15 | 2 | 4 | 1.36 | 5 | 1.54 | .285 | 137 | 159 | 1 | 4 | 0 | |
| | De Los Santos, Fautino | 1 | 0 | 2.30 | 12 | 0 | 0 | 0 | 1 | 1 | 15.2 | 13 | 4 | 4 | 0 | 0 | 3 | 0 | 22 | 0 | 0 | 1.44 | 0 | 1.02 | .224 | 58 | 61 | 0 | 7 | 1 | |
| | Haviland, Shawn | 6 | 4 | 4.16 | 15 | 15 | 0 | 0 | 0 | 0 | 80.0 | 96 | 46 | 37 | 7 | 6 | 18 | 0 | 84 | 1 | 4 | 0.65 | 3 | 1.43 | .296 | 324 | 353 | 4 | 0 | 0 | |
| | Hodsdon, Scott | 0 | 1 | 6.57 | 24 | 0 | 0 | 0 | 0 | 1 | 37.0 | 54 | 43 | 27 | 2 | 4 | 21 | 1 | 25 | 1 | 3 | 1.80 | 5 | 2.03 | .333 | 162 | 192 | 2 | 4 | 3 | |
| * | Hornbeck, Ben | 1 | 2 | 4.61 | 8 | 8 | 0 | 0 | 0 | 0 | 41.0 | 46 | 25 | 21 | 7 | 6 | 15 | 0 | 46 | 1 | 6 | 1.70 | 4 | 1.49 | .280 | 164 | 186 | 1 | 0 | 0 | |
| | Hunter, Brett | 1 | 0 | 10.13 | 15 | 0 | 0 | 0 | 0 | 1 | 13.1 | 19 | 15 | 15 | 4 | 0 | 14 | 1 | 23 | 0 | 4 | 0.78 | 1 | 2.48 | .333 | 57 | 72 | 1 | 3 | 4 | |
| | Madsen, Michael | 1 | 3 | 3.44 | 4 | 4 | 0 | 0 | 0 | 0 | 18.1 | 17 | 10 | 7 | 1 | 2 | 7 | 0 | 21 | 0 | 2 | 0.63 | 1 | 1.31 | .246 | 69 | 80 | 2 | 0 | 0 | |
| | McDaniel, Dan | 0 | 0 | 10.38 | 4 | 0 | 0 | 0 | 0 | 0 | 4.1 | 4 | 5 | 5 | 1 | 0 | 6 | 0 | 6 | 0 | 0 | 6.00 | 0 | 2.31 | .235 | 17 | 23 | 0 | 3 | 0 | |
| | Murray, Justin | 6 | 3 | 3.69 | 13 | 12 | 1 | 0 | 0 | 0 | 68.1 | 73 | 28 | 28 | 6 | 1 | 32 | 1 | 54 | 0 | 2 | 1.22 | 5 | 1.54 | .275 | 265 | 301 | 1 | 0 | 0 | |
| * | Oseguera, Paul | 2 | 3 | 5.18 | 6 | 6 | 0 | 0 | 0 | 0 | 33.0 | 38 | 21 | 19 | 2 | 6 | 14 | 0 | 31 | 0 | 0 | 1.03 | 3 | 1.58 | .290 | 131 | 154 | 3 | 0 | 0 | |
| | Pina, Jose | 1 | 1 | 8.10 | 14 | 0 | 0 | 0 | 0 | 0 | 20.0 | 22 | 19 | 18 | 6 | 2 | 10 | 0 | 16 | 0 | 4 | 0.56 | 0 | 1.60 | .278 | 79 | 94 | 2 | 3 | 4 | |
| * | Ramirez, Anivioris | 0 | 6 | 7.94 | 8 | 8 | 0 | 0 | 0 | 0 | 39.2 | 54 | 35 | 35 | 6 | 2 | 14 | 1 | 17 | 0 | 1 | 1.39 | 4 | 1.71 | .329 | 164 | 185 | 3 | 0 | 0 | |
| | Sattler, Daniel | 0 | 1 | 2.35 | 8 | 0 | 0 | 0 | 2 | 3 | 7.2 | 5 | 2 | 2 | 0 | 1 | 3 | 0 | 8 | 0 | 0 | 2.50 | 1 | 1.04 | .192 | 26 | 30 | 0 | 7 | 0 | |
| * | Sewell, Lance | 2 | 0 | 3.12 | 24 | 0 | 0 | 0 | 0 | 0 | 26.0 | 26 | 12 | 9 | 5 | 2 | 10 | 0 | 22 | 0 | 3 | 0.50 | 2 | 1.38 | .260 | 100 | 115 | 1 | 5 | 4 | |
| | Smalley, Kenny | 3 | 5 | 6.13 | 15 | 12 | 0 | 0 | 0 | 0 | 69.0 | 73 | 48 | 47 | 13 | 0 | 36 | 0 | 56 | 0 | 6 | 0.96 | 5 | 1.58 | .272 | 268 | 307 | 1 | 1 | 1 | |
| | Smith, Murphy | 3 | 5 | 6.19 | 10 | 9 | 0 | 0 | 0 | 0 | 48.0 | 72 | 38 | 33 | 4 | 3 | 12 | 1 | 34 | 0 | 6 | 1.19 | 4 | 1.75 | .350 | 206 | 227 | 3 | 0 | 0 | |
| | Smyth, Paul | 3 | 2 | 1.80 | 29 | 0 | 0 | 0 | 11 | 16 | 45.0 | 28 | 14 | 9 | 2 | 0 | 10 | 2 | 47 | 0 | 2 | 1.61 | 0 | 0.84 | .175 | 160 | 174 | 0 | 21 | 1 | |
| | Thomas, Daniel | 0 | 0 | 8.71 | 9 | 0 | 0 | 0 | 1 | 2 | 10.1 | 7 | 11 | 10 | 0 | 2 | 13 | 1 | 13 | 0 | 3 | 0.78 | 0 | 1.94 | .189 | 37 | 52 | 0 | 4 | 2 | |
| | Wuertz, Michael | 0 | 0 | 0.00 | 2 | 2 | 0 | 0 | 0 | 0 | 3.0 | 3 | 0 | 0 | 0 | 0 | 0 | 0 | 3 | 0 | 0 | 0.20 | 0 | 1.00 | .250 | 12 | 12 | 0 | 0 | 0 | |
| | Team Total | 35 | 42 | 4.77 | 77 | 77 | 1 | 1 | 15 | 30 | 678.0 | 739 | 426 | 359 | 70 | 47 | 288 | 11 | 607 | 5 | 56 | 1.15 | 49 | 1.51 | | | | | | | |

Clinton LumberKings (41-34) 4, Kane County Cougars (34-41) 2
June 30, 2010

| | 1 | 2 | 3 | 4 | 5 | 6 | 7 | 8 | 9 | R | H | E |
|-------------|---|---|---|---|---|---|---|---|---|---|----|---|
| Kane County | 0 | 1 | 0 | 0 | 0 | 1 | 0 | 0 | 0 | 2 | 4 | 1 |
| Clinton | 0 | 0 | 1 | 0 | 0 | 3 | 0 | 0 | x | 4 | 10 | 1 |

| Kane County | AB | R | H | RBI | BB | SO | LOB | AVG | Clinton | AB | R | H | RBI | BB | SO | LOB | AVG |
|----------------|----|---|---|-----|----|----|-----|------|-------------------|----|---|----|-----|----|----|-----|------|
| House, CF | 3 | 1 | 1 | 0 | 0 | 1 | 0 | .271 | Nunez, L, 2B | 4 | 0 | 1 | 0 | 0 | 3 | 0 | .345 |
| Crumbliss, 2B | 4 | 0 | 0 | 0 | 0 | 0 | 3 | .236 | Carroll, CF | 4 | 0 | 2 | 0 | 0 | 1 | 1 | .283 |
| Aliotti, A, 1B | 3 | 0 | 1 | 1 | 0 | 2 | 1 | .259 | Catricala, 1B | 4 | 1 | 1 | 0 | 0 | 1 | 3 | .285 |
| Stassi, C | 4 | 0 | 0 | 0 | 0 | 1 | 2 | .249 | Morris, DH | 4 | 1 | 1 | 0 | 0 | 0 | 1 | .307 |
| Dixon, Ra, LF | 3 | 0 | 0 | 0 | 1 | 1 | 0 | .268 | Bantz, C | 4 | 1 | 1 | 1 | 0 | 0 | 0 | .261 |
| Christian, DH | 3 | 1 | 0 | 0 | 0 | 0 | 1 | .313 | Jones, J, RF | 4 | 0 | 3 | 0 | 0 | 1 | 0 | .223 |
| Richard, M, RF | 2 | 0 | 0 | 0 | 0 | 2 | 0 | .275 | Martinez, M, 3B | 3 | 0 | 0 | 1 | 0 | 2 | 2 | .239 |
| Gilmartin, SS | 3 | 0 | 1 | 1 | 0 | 0 | 0 | .227 | Sams, LF | 3 | 0 | 0 | 0 | 0 | 3 | 1 | .190 |
| Gil, 3B | 3 | 0 | 1 | 0 | 0 | 2 | 0 | .217 | Noriega, SS | 3 | 1 | 1 | 0 | 0 | 0 | 0 | .217 |
| Gilliam, R, P | 0 | 0 | 0 | 0 | 0 | 0 | 0 | .000 | Gillheeneey, J, P | 0 | 0 | 0 | 0 | 0 | 0 | 0 | .000 |
| Hoehn, P | 0 | 0 | 0 | 0 | 0 | 0 | 0 | .000 | Cooper, P | 0 | 0 | 0 | 0 | 0 | 0 | 0 | .000 |
| Totals | 28 | 2 | 4 | 2 | 1 | 9 | 7 | .241 | Josselyn, P | 0 | 0 | 0 | 0 | 0 | 0 | 0 | .000 |
| | | | | | | | | | Totals | 33 | 4 | 10 | 2 | 0 | 11 | 8 | .245 |

BATTING

2B: Gilmartin (16, Gillheeneey, J).

3B: House (1, Gillheeneey, J).

TB: House 3; Aliotti, A; Gilmartin 2; Gil.

RBI: Gilmartin (29), Aliotti, A (38).

2-out RBI: Gilmartin.

Runners left in scoring position, 2 out: Aliotti, A; Crumbliss.

S: Richard, M.

GIDP: Stassi.

Team RISP: 2-for-6.

Team LOB: 3.

BASERUNNING

CS: House (7, 2nd base by Cooper/Bantz), Gilmartin (5, 3rd base by Gillheeneey, J/Bantz).

FIELDING

E: Gilmartin (19, throw).

BATTING

2B: Noriega (7, Gilliam, R), Jones, J (11, Gilliam, R), Carroll (4, Hoehn).

3B: Jones, J (5, Hoehn).

TB: Nunez, L; Carroll 3; Catricala; Morris; Bantz; Jones, J 6; Noriega 2.

RBI: Bantz (16), Martinez, M (35).

Runners left in scoring position, 2 out: Morris; Catricala 2; Martinez,

M 2; Sams.

SF: Martinez, M.

Team RISP: 3-for-10.

Team LOB: 6.

FIELDING

E: Nunez, L (2, fielding).

DP: (Martinez, M-Nunez, L-Catricala).

| Kane County | IP | H | R | ER | BB | SO | HR | ERA | Clinton | IP | H | R | ER | BB | SO | HR | ERA |
|---------------------|-----|----|---|----|----|----|----|------|-------------------------|-----|---|---|----|----|----|----|------|
| Gilliam, R (L, 5-6) | 6.0 | 8 | 4 | 3 | 0 | 8 | 0 | 3.94 | Gillheeneey, J (W, 5-6) | 7.0 | 3 | 2 | 1 | 1 | 6 | 0 | 3.19 |
| Hoehn | 2.0 | 2 | 0 | 0 | 0 | 3 | 0 | 2.94 | Cooper (H, 2) | 1.0 | 1 | 0 | 0 | 0 | 0 | 0 | 5.09 |
| Totals | 8.0 | 10 | 4 | 3 | 0 | 11 | 0 | 4.04 | Josselyn (S, 9) | 1.0 | 0 | 0 | 0 | 0 | 3 | 0 | 3.16 |
| | | | | | | | | | Totals | 9.0 | 4 | 2 | 1 | 1 | 9 | 0 | 3.19 |

WP: Gilliam, R.

HBP: Aliotti, A (by Gillheeneey, J), House (by Cooper).

Groundouts-flyouts: Gilliam, R 4-4, Hoehn 1-2, Gillheeneey, J 8-6, Cooper 2-0, Josselyn 0-0.

Batters faced: Gilliam, R 26, Hoehn 8, Gillheeneey, J 25, Cooper 4, Josselyn 3.

Umpires: HP: Matt McCoy. 1B: Rocky Craig. 2B: . 3B: .

Weather: 76 degrees, clear.

Wind: 3 mph, L to R.

T: 2:26.

Att: 9,500.

Choose a highlighted category to sort. NOTE: Rate stats do not use qualifiers.

| | | GI ---GAMES BY POSITION--- | | | | | | | | | | | | | | | | | | | | | | | | | | | |
|---|------|----------------------------|-------|-----|-----|-----|-----|----|-----|-------|-----|-----|-----|----|----|------|------|-------|----|-----|--------|----|------|------|------|------|----|----|-----|
| BATTERS | AVG | G | AB | R | H | 2B | 3B | HR | RBI | TB | BB | IBB | SO | SB | CS | OBP | SLG | OPS | SF | SAC | HBP | DP | 1B | 2B | 3B | SS | OF | C | E |
| Affinito, Christopher | .141 | 21 | 71 | 7 | 10 | 2 | 0 | 2 | 9 | 18 | 11 | 0 | 34 | 0 | 0 | .250 | .254 | .504 | 2 | 0 | 0 | 1 | 1 | 0 | 0 | 0 | 0 | 2 | 2 |
| * Aliotti, Anthony | .259 | 71 | 239 | 38 | 62 | 13 | 0 | 2 | 38 | 81 | 51 | 1 | 80 | 8 | 1 | .393 | .339 | .732 | 4 | 3 | 4 | 5 | 67 | 0 | 0 | 0 | 0 | 0 | 8 |
| * Christian, Jason | .313 | 4 | 16 | 1 | 5 | 0 | 0 | 0 | 1 | 5 | 2 | 2 | 4 | 0 | 0 | .389 | .313 | .701 | 0 | 0 | 0 | 0 | 0 | 0 | 3 | 0 | 0 | 0 | 2 |
| * Crumbless, Conner | .236 | 71 | 258 | 49 | 61 | 13 | 1 | 1 | 28 | 79 | 64 | 0 | 47 | 15 | 7 | .386 | .306 | .692 | 5 | 2 | 2 | 4 | 0 | 59 | 0 | 0 | 11 | 0 | 4 |
| Dixon, Rashun | .268 | 58 | 213 | 30 | 57 | 13 | 2 | 5 | 27 | 89 | 31 | 0 | 65 | 5 | 5 | .372 | .418 | .790 | 1 | 0 | 5 | 1 | 0 | 0 | 0 | 0 | 55 | 0 | 1 |
| Gil, Leonardo | .217 | 67 | 254 | 35 | 55 | 12 | 3 | 7 | 39 | 94 | 16 | 0 | 63 | 3 | 2 | .266 | .370 | .636 | 5 | 2 | 3 | 7 | 0 | 0 | 58 | 5 | 0 | 0 | 11 |
| # Gilmartin, Michael | .227 | 71 | 251 | 21 | 57 | 16 | 2 | 3 | 29 | 86 | 27 | 0 | 72 | 9 | 5 | .309 | .343 | .651 | 3 | 4 | 4 | 5 | 0 | 0 | 0 | 70 | 0 | 0 | 19 |
| Hernandez, Franklin | .193 | 33 | 109 | 9 | 21 | 5 | 0 | 1 | 13 | 29 | 5 | 0 | 26 | 1 | 1 | .235 | .266 | .501 | 0 | 1 | 1 | 4 | 11 | 0 | 0 | 0 | 16 | 0 | 6 |
| House, Tyreace | .271 | 61 | 218 | 42 | 59 | 3 | 1 | 0 | 14 | 64 | 43 | 0 | 47 | 19 | 7 | .397 | .294 | .691 | 2 | 3 | 4 | 4 | 0 | 0 | 0 | 0 | 56 | 0 | 4 |
| Levja, Nino | .224 | 37 | 125 | 13 | 28 | 2 | 0 | 0 | 11 | 30 | 8 | 0 | 38 | 4 | 2 | .271 | .240 | .511 | 0 | 2 | 0 | 3 | 0 | 18 | 15 | 0 | 0 | 0 | 2 |
| * Napoleon, Dusty | .400 | 2 | 5 | 0 | 2 | 1 | 0 | 0 | 0 | 3 | 4 | 0 | 2 | 0 | 0 | .667 | .600 | 1.267 | 0 | 0 | 0 | 1 | 0 | 0 | 0 | 0 | 1 | 0 | 0 |
| Nunez, Juan | .139 | 24 | 79 | 7 | 11 | 2 | 0 | 1 | 4 | 16 | 4 | 0 | 27 | 0 | 0 | .190 | .203 | .393 | 0 | 0 | 1 | 1 | 0 | 0 | 0 | 0 | 0 | 23 | 6 |
| Richard, Myrio | .275 | 64 | 244 | 28 | 67 | 20 | 2 | 1 | 23 | 94 | 24 | 0 | 37 | 6 | 5 | .346 | .385 | .731 | 1 | 1 | 3 | 4 | 0 | 0 | 0 | 0 | 59 | 0 | 5 |
| Stassi, Max | .249 | 64 | 249 | 31 | 62 | 15 | 1 | 9 | 39 | 106 | 20 | 0 | 80 | 3 | 3 | .315 | .426 | .741 | 2 | 0 | 5 | 8 | 0 | 0 | 0 | 0 | 0 | 53 | 9 |
| Walton, Kent | .264 | 49 | 197 | 24 | 52 | 16 | 2 | 2 | 31 | 78 | 13 | 0 | 49 | 4 | 2 | .324 | .396 | .720 | 3 | 0 | 6 | 4 | 0 | 0 | 0 | 0 | 34 | 0 | 2 |
| Team Total | .241 | 75 | 2528 | 335 | 609 | 133 | 14 | 34 | 306 | 872 | 323 | 3 | 671 | 77 | 40 | .333 | .345 | .677 | 28 | 18 | 38 | 52 | | | | | | | 98 |
| PITCHERS | W | L | ERA | G | GS | CG | SHO | SV | SVO | IP | H | R | ER | HR | HB | BB | IBB | SO | BK | WP | GO/ABO | DP | WHIP | AVG | AB | TBF | SF | GF | HLD |
| Christensen, Kyle | 0 | 2 | 6.92 | 5 | 2 | 0 | 0 | 0 | 0 | 13.0 | 13 | 10 | 10 | 0 | 3 | 6 | 0 | 4 | 0 | 1 | 1.13 | 0 | 1.46 | .265 | 49 | 60 | 1 | 1 | 1 |
| Garcia, Hector | 0 | 1 | 4.34 | 12 | 0 | 0 | 0 | 0 | 1 | 18.2 | 17 | 13 | 9 | 1 | 2 | 15 | 0 | 18 | 1 | 6 | 4.29 | 2 | 1.71 | .233 | 73 | 91 | 0 | 5 | 1 |
| Gil, Leonardo | 0 | 1 | 13.50 | 1 | 0 | 0 | 0 | 0 | 0 | 0.2 | 0 | 1 | 1 | 0 | 0 | 4 | 0 | 1 | 0 | 0 | 0.00 | 0 | 6.00 | .000 | 2 | 6 | 0 | 1 | 0 |
| Gilliam, Robert | 5 | 6 | 3.94 | 16 | 16 | 0 | 0 | 0 | 0 | 91.1 | 90 | 44 | 40 | 7 | 3 | 30 | 0 | 78 | 2 | 8 | 0.70 | 5 | 1.31 | .262 | 344 | 386 | 6 | 0 | 0 |
| Guzman, Jose | 3 | 1 | 3.86 | 24 | 0 | 0 | 0 | 8 | 10 | 30.1 | 31 | 17 | 13 | 1 | 1 | 10 | 0 | 35 | 1 | 5 | 1.17 | 1 | 1.35 | .263 | 118 | 131 | 1 | 20 | 0 |
| Hoehn, Connor | 4 | 3 | 2.94 | 25 | 0 | 0 | 0 | 1 | 1 | 52.0 | 31 | 19 | 17 | 3 | 5 | 23 | 0 | 68 | 0 | 5 | 0.91 | 0 | 1.04 | .168 | 184 | 215 | 0 | 4 | 4 |
| * Huttenlocker, Anthony | 1 | 1 | 2.42 | 16 | 0 | 0 | 0 | 0 | 0 | 26.0 | 21 | 7 | 7 | 0 | 1 | 8 | 0 | 27 | 0 | 0 | 1.29 | 1 | 1.12 | .223 | 94 | 104 | 1 | 3 | 1 |
| Joseph, Jonathan | 0 | 3 | 4.67 | 7 | 2 | 0 | 0 | 0 | 0 | 17.1 | 17 | 11 | 9 | 1 | 2 | 11 | 1 | 18 | 0 | 8 | 0.94 | 2 | 1.62 | .250 | 68 | 82 | 1 | 1 | 2 |
| * Krol, Ian | 5 | 2 | 1.98 | 15 | 14 | 0 | 0 | 0 | 0 | 72.2 | 53 | 22 | 16 | 1 | 4 | 14 | 1 | 55 | 3 | 0 | 1.23 | 2 | 0.92 | .202 | 262 | 287 | 3 | 1 | 0 |
| Lansford, Josh | 0 | 1 | 5.54 | 23 | 0 | 0 | 0 | 0 | 1 | 26.0 | 31 | 17 | 16 | 3 | 2 | 11 | 0 | 28 | 1 | 3 | 0.77 | 1 | 1.62 | .298 | 104 | 119 | 2 | 11 | 2 |
| * Marks, Justin | 2 | 9 | 5.63 | 15 | 15 | 0 | 0 | 0 | 0 | 78.1 | 84 | 55 | 49 | 9 | 6 | 31 | 0 | 78 | 0 | 7 | 1.25 | 5 | 1.47 | .274 | 307 | 346 | 0 | 0 | 0 |
| Mederos, Chris | 2 | 2 | 1.88 | 5 | 5 | 0 | 0 | 0 | 0 | 24.0 | 19 | 9 | 5 | 0 | 0 | 7 | 0 | 20 | 0 | 2 | 2.13 | 0 | 1.08 | .207 | 92 | 100 | 0 | 0 | 0 |
| Nunez, Juan | 0 | 0 | 0.00 | 1 | 0 | 0 | 0 | 0 | 0 | 0.1 | 0 | 0 | 0 | 0 | 0 | 1 | 0 | 0 | 0 | 0 | 0.00 | 0 | 3.00 | .000 | 1 | 2 | 0 | 1 | 0 |
| * Peterson, Max | 2 | 2 | 3.52 | 15 | 0 | 0 | 0 | 2 | 5 | 23.0 | 16 | 9 | 9 | 3 | 1 | 13 | 1 | 31 | 0 | 1 | 1.57 | 2 | 1.26 | .198 | 81 | 98 | 0 | 9 | 0 |
| Pina, Jose | 0 | 1 | 4.73 | 8 | 0 | 0 | 0 | 0 | 0 | 13.1 | 20 | 12 | 7 | 3 | 3 | 2 | 0 | 15 | 0 | 2 | 1.08 | 2 | 1.65 | .345 | 58 | 65 | 1 | 4 | 2 |
| * Quigley, Ryan | 0 | 0 | 6.62 | 11 | 0 | 0 | 0 | 0 | 2 | 17.2 | 22 | 16 | 13 | 3 | 0 | 10 | 0 | 17 | 1 | 6 | 2.18 | 1 | 1.81 | .310 | 71 | 85 | 3 | 4 | 2 |
| * Ramirez, Anvioris | 0 | 1 | 5.89 | 6 | 2 | 0 | 0 | 1 | 1 | 18.1 | 23 | 14 | 12 | 1 | 0 | 7 | 0 | 10 | 1 | 0 | 1.39 | 4 | 1.64 | .315 | 73 | 80 | 0 | 1 | 1 |
| Schultz, Bo | 2 | 1 | 2.47 | 23 | 0 | 0 | 0 | 0 | 0 | 43.2 | 32 | 15 | 12 | 0 | 9 | 20 | 2 | 38 | 2 | 3 | 3.24 | 5 | 1.19 | .204 | 157 | 188 | 1 | 9 | 1 |
| Smith, Murphy | 3 | 0 | 5.20 | 5 | 4 | 0 | 0 | 0 | 0 | 27.2 | 28 | 17 | 16 | 0 | 1 | 5 | 1 | 28 | 0 | 1 | 1.41 | 1 | 1.19 | .264 | 106 | 115 | 2 | 0 | 0 |
| Straily, Daniel | 5 | 4 | 4.74 | 15 | 15 | 0 | 0 | 0 | 0 | 74.0 | 72 | 43 | 39 | 6 | 3 | 31 | 1 | 76 | 0 | 6 | 1.27 | 6 | 1.39 | .259 | 278 | 316 | 4 | 0 | 0 |
| Team Total | 34 | 41 | 4.04 | 75 | 75 | 0 | 2 | 12 | 21 | 668.1 | 620 | 351 | 300 | 42 | 46 | 259 | 7 | 645 | 12 | 64 | 1.24 | 40 | 1.32 | .246 | 2522 | 2876 | 26 | 75 | 17 |

KEY: * - lefthanded hitter/pitcher, # - switch hitter

Yakima Bears (6-7) 6, Vancouver Canadians (6-7) 5
June 30, 2010

| | 1 | 2 | 3 | 4 | 5 | 6 | 7 | 8 | 9 | R | H | E |
|-----------|---|---|---|---|---|---|---|---|---|---|----|---|
| Vancouver | 0 | 1 | 0 | 3 | 0 | 1 | 0 | 0 | 0 | 5 | 7 | 1 |
| Yakima | 4 | 0 | 0 | 0 | 0 | 0 | 0 | 1 | 1 | 6 | 12 | 0 |

One out when winning run scored.

| Vancouver | AB | R | H | RBI | BB | SO | LOB | AVG |
|-----------------|----|---|---|-----|----|----|-----|------|
| Bercume, CF | 3 | 0 | 1 | 1 | 2 | 0 | 0 | .220 |
| Castillo, G, 2B | 5 | 0 | 0 | 0 | 0 | 1 | 4 | .136 |
| Kirkland, SS | 4 | 0 | 1 | 0 | 1 | 0 | 3 | .293 |
| Affinito, DH | 2 | 0 | 0 | 0 | 1 | 1 | 1 | .350 |
| Kirby-Jones, 1B | 4 | 1 | 1 | 0 | 0 | 1 | 4 | .260 |
| Landaeta, RF | 3 | 1 | 1 | 0 | 1 | 1 | 2 | .326 |
| Lipkin, C | 3 | 2 | 2 | 2 | 1 | 0 | 1 | .185 |
| Hurley, LF | 3 | 1 | 0 | 0 | 1 | 0 | 2 | .238 |
| Luis, M, 3B | 4 | 0 | 1 | 1 | 0 | 0 | 1 | .250 |
| Joseph, P | 0 | 0 | 0 | 0 | 0 | 0 | 0 | .000 |
| Brown, P | 0 | 0 | 0 | 0 | 0 | 0 | 0 | .000 |
| Hart, P | 0 | 0 | 0 | 0 | 0 | 0 | 0 | .000 |
| Totals | 31 | 5 | 7 | 4 | 7 | 4 | 18 | .238 |

| Yakima | AB | R | H | RBI | BB | SO | LOB | AVG |
|--------------------|----|---|----|-----|----|----|-----|------|
| Moss, W, LF | 4 | 1 | 2 | 0 | 0 | 2 | 1 | .324 |
| Inciarte, CF | 5 | 0 | 2 | 0 | 0 | 2 | 4 | .255 |
| Ortiz, Ro, RF | 5 | 1 | 2 | 2 | 0 | 1 | 3 | .424 |
| Walters, SS | 4 | 1 | 1 | 1 | 0 | 0 | 1 | .278 |
| Arbelo, 1B | 4 | 0 | 1 | 0 | 0 | 1 | 2 | .178 |
| 1-Weber, PR-1B | 0 | 1 | 0 | 0 | 0 | 0 | 0 | .138 |
| Torrez, R, 3B | 3 | 1 | 1 | 0 | 0 | 2 | 1 | .333 |
| Button, DH | 2 | 0 | 1 | 2 | 0 | 0 | 1 | .241 |
| a-Zabala, PH-DH | 1 | 0 | 0 | 0 | 0 | 0 | 0 | .235 |
| c-Gomez, Ra, PH-DH | 1 | 0 | 1 | 1 | 0 | 0 | 0 | .292 |
| 2-Noboa, PR-DH | 0 | 0 | 0 | 0 | 0 | 0 | 0 | .000 |
| Pimentel, J, C | 2 | 0 | 0 | 0 | 0 | 0 | 1 | .080 |
| Emsley-Pai, C | 2 | 0 | 0 | 0 | 0 | 0 | 1 | .083 |
| Belza, 2B | 1 | 0 | 0 | 0 | 1 | 0 | 0 | .161 |
| b-Comerota, PH-2B | 2 | 1 | 1 | 0 | 0 | 0 | 0 | .250 |
| Burgos, E, P | 0 | 0 | 0 | 0 | 0 | 0 | 0 | .000 |
| Pizziconi, P | 0 | 0 | 0 | 0 | 0 | 0 | 0 | .000 |
| Berger, P | 0 | 0 | 0 | 0 | 0 | 0 | 0 | .000 |
| Robinson, P | 0 | 0 | 0 | 0 | 0 | 0 | 0 | .000 |
| Totals | 36 | 6 | 12 | 6 | 1 | 8 | 15 | .236 |

a-Grounded out for Button in the 6th. b-Grounded out for Belza in the 7th. c-Singled for Zabala in the 8th.
1-Ran for Arbelo in the 8th. 2-Ran for Gomez, Ra in the 8th.

BATTING

2B: Moss, W (1, Joseph), Ortiz, Ro (4, Joseph), Walters (4, Joseph).
TB: Moss, W 3; Inciarte 2; Ortiz, Ro 3; Walters 2; Arbelo; Torrez, R; Button; Gomez, Ra; Comerota.
RBI: Ortiz, Ro 2 (5), Walters (9), Button 2 (5), Gomez, Ra (1).
2-out RBI: Button 2; Gomez, Ra.
Runners left in scoring position, 2 out: Ortiz, Ro 2.
GIDP: Inciarte.
Team RISP: 6-for-11.
Team LOB: 8.

BASERUNNING

SB: Comerota (4, 2nd base off Hart/Lipkin), Moss, W (2, 2nd base off Brown/Lipkin), Torrez, R (1, 2nd base off Joseph/Lipkin), Weber (2, 2nd base off Hart/Lipkin).

FIELDING

DP: 3 (Torrez, R-Belza-Arbelo, Comerota-Walters-Arbelo, Walters-Comerota-Weber).

| Vancouver | IP | H | R | ER | BB | SO | HR | ERA |
|----------------------|-----|----|---|----|----|----|----|------|
| Joseph | 5.0 | 6 | 4 | 4 | 1 | 4 | 0 | 3.14 |
| Brown | 2.0 | 1 | 0 | 0 | 0 | 2 | 0 | 3.00 |
| Hart (BS, 1)(L, 0-1) | 1.1 | 5 | 2 | 2 | 0 | 2 | 0 | 2.84 |
| Totals | 8.1 | 12 | 6 | 6 | 1 | 8 | 0 | 3.26 |

| Yakima | IP | H | R | ER | BB | SO | HR | ERA |
|-------------------|-----|---|---|----|----|----|----|------|
| Burgos, E | 3.0 | 3 | 4 | 4 | 7 | 1 | 0 | 8.76 |
| Pizziconi | 3.0 | 1 | 1 | 1 | 0 | 1 | 1 | 2.79 |
| Berger | 1.0 | 1 | 0 | 0 | 0 | 1 | 0 | 0.00 |
| Robinson (W, 1-1) | 2.0 | 2 | 0 | 0 | 0 | 1 | 0 | 3.68 |
| Totals | 9.0 | 7 | 5 | 5 | 7 | 4 | 1 | 3.75 |

Burgos, E pitched to 5 batters in the 4th.

WP: Burgos, E.

HBP: Torrez, R (by Joseph), Moss, W (by Joseph), Affinito (by Berger).

Groundouts-flyouts: Joseph 3-8, Brown 4-0, Hart 1-1, Burgos, E 4-4, Pizziconi 5-3, Berger 2-0, Robinson 4-1.

Batters faced: Joseph 23, Brown 7, Hart 9, Burgos, E 19, Pizziconi 9, Berger 5, Robinson 6.

Inherited runners-scored: Pizziconi 3-1.

Umpires: HP: Chris Gonzalez. 1B: Mike Terry. 2B: . 3B: .

Weather: 68 degrees, partly cloudy.

Wind: 8 mph, In from CF.

T: 2:47.

Att: 1,902.

Choose a highlighted category to sort. NOTE: Rate stats do not use qualifiers.

GI ---GAMES BY POSITION---

| BATTERS | AVG | G | AB | R | H | 2B | 3B | HR | RBI | TB | BB | IBB | SO | SB | CS | OBP | SLG | OPS | SF | SAC | HBP | DP | 1B | 2B | 3B | SS | OF | C | E |
|---------------------------------------|------|----|-----|----|-----|----|----|----|-----|-----|----|-----|----|----|----|------|------|-------|----|-----|-----|----|----|----|----|----|----|---|----|
| Affinito, Christopher | .350 | 13 | 40 | 5 | 14 | 3 | 0 | 1 | 6 | 20 | 13 | 0 | 11 | 0 | 0 | .536 | .500 | 1.036 | 0 | 0 | 3 | 0 | 4 | 0 | 0 | 0 | 0 | 0 | 1 |
| * Bercume, Jeff | .220 | 12 | 50 | 5 | 11 | 1 | 0 | 0 | 2 | 12 | 4 | 0 | 5 | 2 | 0 | .286 | .240 | .526 | 1 | 2 | 1 | 1 | 0 | 0 | 0 | 0 | 12 | 0 | 1 |
| Castillo, Gernaldo | .136 | 6 | 22 | 1 | 3 | 1 | 0 | 0 | 2 | 4 | 1 | 0 | 5 | 0 | 0 | .174 | .182 | .356 | 0 | 1 | 0 | 1 | 0 | 3 | 0 | 3 | 0 | 0 | 5 |
| * Crisotomo, Jose | .235 | 10 | 34 | 4 | 8 | 0 | 0 | 0 | 4 | 8 | 0 | 0 | 8 | 1 | 1 | .235 | .235 | .471 | 0 | 0 | 0 | 1 | 0 | 0 | 0 | 0 | 9 | 0 | 0 |
| Fabiaschi, Michael | .167 | 6 | 12 | 1 | 2 | 0 | 0 | 0 | 0 | 2 | 3 | 0 | 2 | 0 | 0 | .375 | .167 | .542 | 0 | 0 | 1 | 0 | 0 | 4 | 0 | 1 | 0 | 0 | 0 |
| * Hurley, Zachary | .238 | 7 | 21 | 4 | 5 | 2 | 0 | 0 | 0 | 7 | 2 | 0 | 3 | 0 | 0 | .304 | .333 | .638 | 0 | 0 | 0 | 2 | 0 | 0 | 0 | 0 | 7 | 0 | 1 |
| Kirby-Jones, A.J. | .260 | 13 | 50 | 7 | 13 | 2 | 0 | 2 | 5 | 21 | 4 | 0 | 14 | 0 | 0 | .309 | .420 | .729 | 1 | 0 | 0 | 2 | 9 | 0 | 0 | 0 | 0 | 0 | 2 |
| Kirkland, Wade | .293 | 9 | 41 | 1 | 12 | 1 | 0 | 0 | 5 | 13 | 2 | 0 | 5 | 0 | 0 | .318 | .317 | .635 | 1 | 0 | 0 | 3 | 0 | 0 | 0 | 9 | 0 | 0 | 3 |
| Landaeta, Douglas | .326 | 12 | 46 | 4 | 15 | 3 | 0 | 1 | 5 | 21 | 2 | 0 | 6 | 1 | 1 | .354 | .457 | .811 | 0 | 0 | 0 | 5 | 0 | 0 | 0 | 0 | 12 | 0 | 0 |
| Levia, Nino | .188 | 4 | 16 | 2 | 3 | 1 | 0 | 0 | 1 | 4 | 3 | 0 | 0 | 0 | 0 | .333 | .250 | .583 | 1 | 1 | 1 | 0 | 0 | 4 | 0 | 0 | 0 | 0 | 1 |
| Lipkin, Ryan | .185 | 7 | 27 | 2 | 5 | 1 | 0 | 1 | 4 | 9 | 1 | 0 | 7 | 0 | 0 | .214 | .333 | .548 | 0 | 1 | 0 | 0 | 0 | 0 | 0 | 0 | 0 | 7 | 0 |
| Luis, Marcos | .250 | 2 | 8 | 1 | 2 | 0 | 0 | 0 | 1 | 2 | 0 | 0 | 2 | 0 | 0 | .250 | .250 | .500 | 0 | 0 | 0 | 0 | 0 | 0 | 2 | 0 | 0 | 0 | 0 |
| Petitti, Daniel | .105 | 7 | 19 | 0 | 2 | 0 | 0 | 0 | 1 | 2 | 1 | 0 | 10 | 0 | 0 | .150 | .105 | .255 | 0 | 1 | 0 | 0 | 0 | 0 | 0 | 0 | 0 | 7 | 1 |
| Thompson, Tony | .175 | 11 | 40 | 4 | 7 | 1 | 0 | 1 | 2 | 11 | 5 | 0 | 5 | 0 | 1 | .283 | .275 | .558 | 0 | 0 | 1 | 1 | 0 | 0 | 11 | 0 | 0 | 0 | 4 |
| Wells, Jeremy | .182 | 4 | 11 | 1 | 2 | 0 | 0 | 0 | 1 | 2 | 2 | 0 | 3 | 1 | 0 | .308 | .182 | .490 | 0 | 0 | 0 | 1 | 0 | 3 | 0 | 0 | 0 | 0 | 0 |
| Team Total | .238 | 13 | 437 | 42 | 104 | 16 | 0 | 6 | 39 | 138 | 43 | 0 | 86 | 5 | 3 | .314 | .316 | .629 | 4 | 6 | 7 | 17 | | | | | | | 20 |

| PITCHERS | W | L | ERA | G | GS | CG | SHO | SV | SVO | IP | H | R | ER | HR | HB | BB | IBB | SO | BK | WP | GO/AO | DP | WHIP | AVG | AB | TBF | SF | GF | HLD |
|-------------------------------------|---|---|-------|----|----|----|-----|----|-----|-------|-----|----|----|----|----|----|-----|-----|----|----|-------|----|------|------|-----|-----|----|----|-----|
| * Brown, Jacob | 1 | 0 | 3.00 | 3 | 0 | 0 | 0 | 0 | 1 | 3.0 | 4 | 1 | 1 | 0 | 0 | 2 | 0 | 4 | 0 | 0 | 4.00 | 0 | 2.00 | .333 | 12 | 14 | 0 | 1 | 0 |
| Christensen, Kyle | 0 | 0 | 0.55 | 3 | 3 | 0 | 0 | 0 | 0 | 16.1 | 10 | 1 | 1 | 1 | 0 | 5 | 0 | 9 | 0 | 0 | 1.24 | 2 | 0.92 | .185 | 54 | 60 | 0 | 0 | 0 |
| Doolittle, Ryan | 1 | 0 | 0.00 | 4 | 0 | 0 | 0 | 0 | 0 | 10.0 | 6 | 3 | 0 | 0 | 0 | 0 | 0 | 13 | 0 | 0 | 2.60 | 2 | 0.60 | .167 | 36 | 37 | 0 | 0 | 0 |
| Hart, Mike | 0 | 1 | 2.84 | 6 | 0 | 0 | 0 | 4 | 5 | 6.1 | 9 | 2 | 2 | 0 | 0 | 0 | 0 | 12 | 0 | 0 | 6.00 | 1 | 1.42 | .333 | 27 | 27 | 0 | 5 | 0 |
| Jimenez, Devvi | 0 | 1 | 3.38 | 3 | 3 | 0 | 0 | 0 | 0 | 16.0 | 16 | 7 | 6 | 1 | 2 | 1 | 0 | 9 | 0 | 1 | 1.57 | 4 | 1.06 | .262 | 61 | 65 | 1 | 0 | 0 |
| Joseph, Jonathan | 0 | 0 | 3.14 | 3 | 3 | 0 | 0 | 0 | 0 | 14.1 | 16 | 6 | 5 | 0 | 2 | 4 | 0 | 16 | 0 | 2 | 0.67 | 1 | 1.40 | .286 | 56 | 62 | 0 | 0 | 0 |
| Long, Nathan | 2 | 0 | 3.09 | 2 | 2 | 0 | 0 | 0 | 0 | 11.2 | 12 | 4 | 4 | 1 | 0 | 3 | 0 | 10 | 0 | 0 | 1.88 | 1 | 1.29 | .261 | 46 | 49 | 0 | 0 | 0 |
| McDaniel, Dan | 1 | 1 | 6.75 | 5 | 0 | 0 | 0 | 0 | 1 | 6.2 | 9 | 5 | 5 | 0 | 0 | 5 | 0 | 6 | 0 | 0 | 3.33 | 2 | 2.10 | .346 | 26 | 32 | 0 | 2 | 2 |
| * Quigley, Ryan | 0 | 2 | 6.75 | 4 | 0 | 0 | 0 | 0 | 1 | 5.1 | 10 | 4 | 4 | 0 | 0 | 4 | 0 | 1 | 0 | 1 | 4.00 | 2 | 2.63 | .400 | 25 | 29 | 0 | 1 | 1 |
| * Ramirez, Anvioris | 0 | 1 | 3.52 | 2 | 2 | 0 | 0 | 0 | 0 | 7.2 | 6 | 4 | 3 | 2 | 0 | 1 | 0 | 6 | 0 | 1 | 1.67 | 0 | 0.91 | .200 | 30 | 31 | 0 | 0 | 0 |
| Tenholder, Daniel | 0 | 0 | 6.48 | 4 | 0 | 0 | 0 | 0 | 1 | 8.1 | 11 | 8 | 6 | 0 | 1 | 2 | 1 | 8 | 0 | 0 | 0.89 | 0 | 1.56 | .306 | 36 | 40 | 1 | 0 | 1 |
| Thomson, Matthew | 0 | 1 | 12.00 | 2 | 0 | 0 | 0 | 0 | 0 | 3.0 | 7 | 4 | 4 | 0 | 0 | 1 | 0 | 7 | 0 | 0 | 1.00 | 0 | 2.67 | .438 | 16 | 17 | 0 | 0 | 0 |
| Tyson, Drew | 0 | 0 | 3.00 | 3 | 0 | 0 | 0 | 0 | 0 | 3.0 | 5 | 1 | 1 | 0 | 0 | 3 | 0 | 0 | 0 | 1 | 0.40 | 0 | 2.67 | .385 | 13 | 16 | 0 | 1 | 1 |
| Vidal, Pedro | 1 | 0 | 1.29 | 5 | 0 | 0 | 0 | 0 | 0 | 7.0 | 6 | 1 | 1 | 0 | 0 | 4 | 0 | 4 | 0 | 0 | 2.20 | 0 | 1.43 | .231 | 26 | 30 | 0 | 3 | 1 |
| Team Total | 6 | 7 | 3.26 | 13 | 13 | 0 | 0 | 4 | 9 | 118.2 | 127 | 51 | 43 | 5 | 5 | 35 | 1 | 105 | 0 | 6 | 1.58 | 15 | 1.37 | .274 | 464 | 509 | 2 | 13 | 6 |

KEY: * - lefthanded hitter/pitcher, # - switch hitter

AZL Giants (5-3) 7, AZL Athletics (4-4) 0
June 30, 2010

| | 1 | 2 | 3 | 4 | 5 | 6 | 7 | 8 | 9 | R | H | E |
|---------------|---|---|---|---|---|---|---|---|---|---|---|---|
| AZL Giants | 2 | 0 | 0 | 0 | 0 | 1 | 1 | 0 | 3 | 7 | 7 | 0 |
| AZL Athletics | 0 | 0 | 0 | 0 | 0 | 0 | 0 | 0 | 0 | 4 | 4 | 4 |

| AZL Giants | AB | R | H | RBI | BB | SO | LOB | AVG |
|----------------|-----------|----------|----------|----------|----------|----------|-----------|-------------|
| Willoughby, 2B | 5 | 1 | 2 | 0 | 0 | 1 | 2 | .300 |
| Hobson, DH | 4 | 2 | 1 | 1 | 1 | 1 | 1 | .414 |
| Staley, C | 5 | 0 | 1 | 1 | 0 | 1 | 1 | .217 |
| Windster, 1B | 3 | 2 | 1 | 0 | 2 | 2 | 2 | .318 |
| Cuevas, 3B | 4 | 0 | 1 | 2 | 1 | 1 | 2 | .263 |
| Eshleman, SS | 4 | 0 | 0 | 0 | 0 | 2 | 3 | .125 |
| Honeycutt, RF | 4 | 0 | 0 | 0 | 0 | 0 | 2 | .143 |
| Jones, CF | 3 | 0 | 1 | 0 | 1 | 1 | 0 | .273 |
| DeBerry, LF | 3 | 2 | 0 | 0 | 0 | 0 | 3 | .000 |
| Fleet, P | 0 | 0 | 0 | 0 | 0 | 0 | 0 | .000 |
| Dunnington, P | 0 | 0 | 0 | 0 | 0 | 0 | 0 | .000 |
| Shadle, P | 0 | 0 | 0 | 0 | 0 | 0 | 0 | .000 |
| Totals | 35 | 7 | 7 | 4 | 5 | 9 | 16 | .238 |

| AZL Athletics | AB | R | H | RBI | BB | SO | LOB | AVG |
|-----------------|-----------|----------|----------|----------|----------|-----------|-----------|-------------|
| Pan, SS | 4 | 0 | 0 | 0 | 0 | 1 | 1 | .214 |
| Santana, J, 3B | 3 | 0 | 0 | 0 | 0 | 2 | 1 | .167 |
| a-Ramsey, PH | 1 | 0 | 1 | 0 | 0 | 0 | 0 | .200 |
| Whitaker, RF | 4 | 0 | 2 | 0 | 0 | 0 | 1 | .353 |
| Marte, M, 1B | 4 | 0 | 0 | 0 | 0 | 3 | 3 | .273 |
| Brazoban, Y, DH | 4 | 0 | 1 | 0 | 0 | 3 | 2 | .273 |
| Lopez, Di, C | 3 | 0 | 0 | 0 | 0 | 2 | 1 | .200 |
| Clime, 2B | 3 | 0 | 0 | 0 | 0 | 1 | 1 | .143 |
| Garcia, El, CF | 3 | 0 | 0 | 0 | 0 | 1 | 1 | .111 |
| Shaw, A, LF | 2 | 0 | 0 | 0 | 1 | 2 | 0 | .000 |
| Adames, P | 0 | 0 | 0 | 0 | 0 | 0 | 0 | .000 |
| Chitwood, P | 0 | 0 | 0 | 0 | 0 | 0 | 0 | .000 |
| Urlaub, P | 0 | 0 | 0 | 0 | 0 | 0 | 0 | .000 |
| Hassebrock, P | 0 | 0 | 0 | 0 | 0 | 0 | 0 | .000 |
| Skaalen, P | 0 | 0 | 0 | 0 | 0 | 0 | 0 | .000 |
| Totals | 31 | 0 | 4 | 0 | 1 | 15 | 11 | .249 |

a-Singled for Santana, J in the 9th.

BATTING

2B: Cuevas (1, Adames), Staley (1, Urlaub), Windster (2, Urlaub).
3B: Jones (1, Adames).
TB: Willoughby 2; Hobson; Staley 2; Windster 2; Cuevas 2; Jones 3.
RBI: Cuevas 2 (6), Hobson (4), Staley (4).
2-out RBI: Cuevas 2; Hobson.
Runners left in scoring position, 2 out: Eshleman; Willoughby; Hobson; Honeycutt 2; Cuevas.
Team RISP: 2-for-14.
Team LOB: 7.

BASERUNNING

SB: Hobson (1, 2nd base off Adames/Lopez, Di), DeBerry (2, 2nd base off Urlaub/Lopez, Di).

FIELDING

PB: Staley (1).

BATTING

TB: Ramsey; Whitaker 2; Brazoban, Y.
Runners left in scoring position, 2 out: Whitaker; Brazoban, Y.
Team RISP: 1-for-5.
Team LOB: 5.

BASERUNNING

SB: Brazoban, Y (1, 2nd base off Fleet/Staley).

FIELDING

E: Pan (1, throw), Santana, J (1, throw), Adames (1, pickoff), Marte, M (2, fielding).
Outfield assists: Shaw, A (Hobson at home).

| AZL Giants | IP | H | R | ER | BB | SO | HR | ERA |
|-------------------|------------|----------|----------|----------|----------|-----------|----------|-------------|
| Fleet (W, 1-0) | 5.0 | 2 | 0 | 0 | 0 | 8 | 0 | 2.35 |
| Dunnington (H, 1) | 3.0 | 0 | 0 | 0 | 1 | 5 | 0 | 0.00 |
| Shadle | 1.0 | 2 | 0 | 0 | 0 | 2 | 0 | 0.00 |
| Totals | 9.0 | 4 | 0 | 0 | 1 | 15 | 0 | 3.60 |

| AZL Athletics | IP | H | R | ER | BB | SO | HR | ERA |
|-----------------|------------|----------|----------|----------|----------|----------|----------|-------------|
| Adames (L, 0-1) | 5.0 | 3 | 2 | 2 | 1 | 5 | 0 | 3.00 |
| Chitwood | 0.2 | 0 | 1 | 1 | 2 | 1 | 0 | 13.50 |
| Urlaub | 2.1 | 3 | 1 | 1 | 1 | 1 | 0 | 3.86 |
| Hassebrock | 0.2 | 1 | 3 | 1 | 1 | 2 | 0 | 13.50 |
| Skaalen | 0.1 | 0 | 0 | 0 | 0 | 0 | 0 | 13.50 |
| Totals | 9.0 | 7 | 7 | 5 | 5 | 9 | 0 | 3.99 |

WP: Shadle, Adames, Chitwood 3, Skaalen.

HBP: DeBerry (by Hassebrock).

Groundouts-flyouts: Fleet 6-1, Dunnington 1-3, Shadle 1-0, Adames 10-0, Chitwood 1-0, Urlaub 4-1, Hassebrock 0-0, Skaalen 1-0.

Batters faced: Fleet 17, Dunnington 10, Shadle 5, Adames 20, Chitwood 4, Urlaub 10, Hassebrock 6, Skaalen 1.

Inherited runners-scored: Urlaub 1-0, Skaalen 2-1.

Ejections: AZL Giants AZL Giants Manager Mike Goff ejected by HP umpire T. J. Cunningham (7th).

Umpires: HP: T.J. Cunningham. 1B: Ben Guttenbueger. 2B: . 3B: .

Weather: 109 degrees, partly cloudy.

Wind: 9 mph, In from RF.

T: 2:40

Oakland Athletics
 Organization Leaders
 (As of 07/01/2010 01:57 AM EDT)

BATTING TOP 10 (minimum 2.7 PA/team game)

| BATTER | CLUB | AVG | G | AB | R | H | HR | RBI |
|-------------------|------|------|----|-----|----|----|----|-----|
| Consigli, Royce | ATH | .526 | 5 | 19 | 3 | 10 | 0 | 5 |
| Whitaker, John | ATH | .353 | 8 | 34 | 2 | 12 | 0 | 4 |
| Landaeta, Douglas | VAN | .326 | 12 | 46 | 4 | 15 | 1 | 5 |
| Baisley, Jeff | MID | .326 | 47 | 181 | 21 | 59 | 3 | 31 |
| Green, Grant | STK | .314 | 74 | 312 | 54 | 98 | 7 | 38 |
| Horton, Josh | MID | .307 | 53 | 212 | 28 | 65 | 2 | 27 |
| Weeks, Jemile | ATH | .304 | 26 | 102 | 18 | 31 | 2 | 13 |
| Parker, Stephen | STK | .299 | 76 | 281 | 52 | 84 | 9 | 45 |
| Sogard, Eric | SAC | .297 | 76 | 279 | 43 | 83 | 1 | 32 |
| Kirkland, Wade | VAN | .293 | 9 | 41 | 1 | 12 | 0 | 5 |

PITCHING TOP 10 (minimum 0.8 IP/team game)

| PITCHER | CLUB | W-L | ERA | IP | H | BB | SO |
|-------------------|------|-----|------|------|----|----|----|
| Duran, Omar | ATH | 0-0 | 0.00 | 7.0 | 5 | 3 | 6 |
| Paez, Argenis | ATH | 1-0 | 0.87 | 10.1 | 8 | 1 | 7 |
| Mederos, Chris | ATH | 2-2 | 1.88 | 24.0 | 19 | 7 | 20 |
| Krol, Ian | KC | 5-2 | 1.98 | 72.2 | 53 | 14 | 55 |
| Middleton, Kyle | SAC | 5-5 | 2.45 | 69.2 | 59 | 27 | 47 |
| Adames, Joselito | ATH | 0-1 | 3.00 | 12.0 | 8 | 4 | 16 |
| Banwart, Travis | SAC | 6-6 | 3.09 | 93.1 | 82 | 36 | 69 |
| Long, Nathan | VAN | 2-0 | 3.09 | 11.2 | 12 | 3 | 10 |
| Christensen, Kyle | VAN | 0-2 | 3.38 | 29.1 | 23 | 11 | 13 |
| Jimenez, Deyvi | VAN | 0-1 | 3.38 | 16.0 | 16 | 1 | 9 |

HOME RUNS

| | | |
|---------------------|-----|----|
| Carter, Chris | SAC | 15 |
| Spina, Michael | STK | 13 |
| Donaldson, Josh | SAC | 10 |
| 4 others tied at 9. | | |

WINS

| | | |
|---------------------|-----|----|
| Mortensen, Clay | SAC | 10 |
| Hernandez, Carlos | MID | 7 |
| 4 others tied at 6. | | |

RBI

| | | |
|------------------|-----|----|
| Spina, Michael | STK | 63 |
| Carter, Chris | SAC | 54 |
| Barfield, Jeremy | STK | 48 |
| Donaldson, Josh | SAC | 48 |
| Parker, Stephen | STK | 45 |

SAVES

| | | |
|---------------------|-----|----|
| Smyth, Paul | STK | 11 |
| Lansford, Jared | MID | 10 |
| Rodriguez, Henry | SAC | 9 |
| Guzman, Jose | KC | 8 |
| 2 others tied at 6. | | |

STOLEN BASES

| | | |
|-------------------|-----|----|
| Wimberly, Corey | SAC | 29 |
| House, Tyreace | KC | 19 |
| Crumbliss, Conner | KC | 15 |
| Gilbert, Archie | MID | 13 |
| Ladendorf, Tyler | STK | 12 |

STRIKEOUTS

| | | |
|-----------------|-----|----|
| Haviland, Shawn | STK | 87 |
| Gilliam, Robert | KC | 78 |
| Marks, Justin | KC | 78 |
| Mortensen, Clay | SAC | 77 |
| Straily, Daniel | KC | 76 |

TEAM STATISTICS

| TEAM BATTING | AVG | AB | R | H | HR | BB | SO | SB | CS | TEAM PITCHING | W-L | ERA | H | CG | SHO | SV | HR | BB | SO |
|---------------|------|------|-----|-----|----|-----|-----|----|----|---------------|-------|------|-----|----|-----|----|----|-----|-----|
| Stockton | .269 | 2635 | 389 | 710 | 66 | 330 | 618 | 48 | 35 | Vancouver | 6-7 | 3.26 | 127 | 0 | 0 | 4 | 5 | 35 | 105 |
| Midland | .260 | 2562 | 347 | 666 | 41 | 263 | 588 | 65 | 34 | Midland | 37-39 | 3.88 | 648 | 0 | 2 | 24 | 39 | 304 | 532 |
| Sacramento | .260 | 2695 | 431 | 700 | 73 | 317 | 570 | 67 | 29 | Sacramento | 41-39 | 3.97 | 698 | 1 | 4 | 21 | 67 | 309 | 598 |
| AZL Athletics | .249 | 273 | 30 | 68 | 4 | 20 | 87 | 9 | 2 | AZL Athletics | 4-4 | 3.99 | 58 | 0 | 0 | 0 | 5 | 23 | 78 |
| Kane County | .241 | 2528 | 335 | 609 | 34 | 323 | 671 | 77 | 40 | Kane County | 34-41 | 4.04 | 620 | 0 | 2 | 12 | 42 | 259 | 645 |
| Vancouver | .238 | 437 | 42 | 104 | 6 | 43 | 86 | 5 | 3 | Stockton | 35-42 | 4.77 | 739 | 1 | 1 | 15 | 70 | 288 | 607 |