




# OAKLAND ATHLETICS

## Minor League Report

Oakland Athletics Baseball Company • 7000 Coliseum Way • Oakland, CA 94621  
510-638-4900 • Public Relations Facsimile 510-562-1633 • www.oaklandathletics.com

Sunday, July 11, 2010




**SACRAMENTO RIVER CATS**  
Triple-A – Pacific Coast League  
Manager: Tony DeFrancesco

**Yesterday:** Loss vs. Portland, 11-0 **Standing:** 49-41, 2<sup>nd</sup>, 4.0 GB  
**Today:** vs. Portland 1:05 pm PT  
**Probables:** RHP Kyle Middleton (5-5, 2.73) vs. RHP Cesar Carrillo (4-8, 4.65)

### River Cats Notables

- **IF Steve Tolleson** extended his hitting streak to 13 games yesterday and is batting .440 (22 for 50) over that span.
- **OF Michael Taylor** has hit safely in 13 of his past 15 games and is hitting .298 (17 for 57) with 15 RBI during that stretch.
- **IF Chris Carter** is second in the Pacific Coast League in extra-base hits (43), is tied for third in RBI (64), is fourth in runs scored (59) and total bases (160) and is tied for fourth in home runs (19).
- **RHP Kyle Middleton** is second in ERA (2.73) and tied for second in opponents batting average (.230).
- **RHP Clay Mortensen** is tied for first in wins (10), is fourth in strikeouts (80) and is tied for fourth in innings pitched (106.0).




**KANE COUNTY COUGARS**  
Single-A – Midwest League  
Manager: Aaron Nieckula

**Yesterday:** Win at Peoria, 9-4 **Standing:** 9-7, T-2<sup>nd</sup>, 1.5 GB  
**Today:** vs. Clinton 11:00 am PT  
**Probables:** RHP Dan Straily (6-5, 4.57) vs. LHP Jimmy Gillheeny (6-6, 3.13)

### Cougars Notables

- **OF Tyreece House** went 1 for 3 and walked twice yesterday and has now reached base safely in 38 consecutive games, which is the longest such streak in the Midwest League this season...is fourth in the league in on-base percentage (.416).
- **OF Myrio Richard** has hit safely in 22 of his past 25 games and is batting .411 (39 for 95) during that stretch.
- **IF Conner Crumbliss** ranks first in the ML in walks (74) and is fourth in runs scored (58).
- **LHP Ian Krol** is first in WHIP (0.94), third in ERA (2.15) and is fourth in opponents batting average (.212).



**MIDLAND ROCKHOUNDS**  
Double-A – Texas League  
Manager: Darren Bush

**Yesterday:** Win at Arkansas, 6-4 **Standing:** 7-8, 2<sup>nd</sup>, 5.0 GB  
**Today:** at Springfield 4:10 pm PT  
**Probables:** LHP Carlos Hernandez (8-1, 3.89) vs. RHP Brian Broderick (2-2, 2.23)

### RockHounds Notables

- **IF Adrian Cardenas** has reached base safely in 21 of his past 22 games and is batting .398 (33 for 83) with 14 walks over that stretch.
- **OF Val Majewski** has reached base safely in nine of his past 10 games (.286, 10 for 35).
- **OF Archie Gilbert** is third in the Texas League in doubles (22) and is fourth in steals (14).
- **LHP Carlos Hernandez** is tied for second in the TL with eight wins.
- **RHP Jared Lansford** ranks second in saves (12) and is tied for second in games finished (23).



**VANCOUVER CANADIANS**  
Single-A (Short Season) – Northwest League  
Manager: Rick Magnante

**Yesterday:** Win vs. Yakima, 10-1 **Standing:** 11-11, 2<sup>nd</sup>, 4.0 GB  
**Today:** vs. Yakima 1:05 pm PT  
**Probables:** RHP Jonathan Joseph (0-1, 2.79) vs. RHP Enrique Burgos (0-0, 5.89)

### Canadians Notables

- **IF Wade Kirkland** went 3 for 4 yesterday and has now hit safely in 10 of his past 12 games...is batting .340 (18 for 53) during that stretch.
- **LHP Anivoris Ramirez** threw five shutout innings yesterday to earn his first win (4 h, 2 bb, 6 so).
- **OF Douglas Landaeta** has hit safely in 11 of his past 12 games (.409, 18 for 44)...is tied for third in the Northwest League in hits (27) and is eighth in hitting (.333).
- **RHP Nathan Long** is tied for first in the NL in wins (3) and ranks sixth in ERA (2.22).




**STOCKTON PORTS**  
Single-A – California League  
Manager: Steve Scarsone

**Yesterday:** Win at Modesto, 4-2 **Standing:** 8-9, T-3<sup>rd</sup>, 4.0 GB  
**Today:** at Modesto 1:05 pm PT  
**Probables:** LHP Fabian Williamson (0-0, 6.35) vs. RHP Dan Houston (4-5, 5.70)

### Ports Notables

- **IF Michael Spina** had his nine-game hitting streak snapped and is now batting .342 (13 for 38) over his past 10 games.
- **IF Grant Green** is tied for second in the California League with 107 hits.
- **IF Stephen Parker** is tied for third in the CL in doubles (26) and ranks fourth in walks (54).
- **RHP Paul Smyth** is second among relievers in opponents batting average (.169) and is fourth in saves (14).



**ARIZONA A'S**  
Rookie – Arizona League  
Manager: Marcus Jensen

**Yesterday:** Loss vs. Angels, 6-5 **Standing:** 7-9, T-2<sup>nd</sup>, 4.0 GB  
**Today:** vs. Royals 7:00 pm PT  
**Probables:** TBA vs. TBA

### A's Notables

- **IF Jemile Weeks** went 3 for 5 and scored a run yesterday and is now 3 for 9 (.333) in three rehab appearances with Arizona.
- **OF Royce Conigli** went 2 for 5 and drove in a run yesterday...is tied for third in the Arizona League with three triples.
- **RHP Joselito Adames** is tied for fourth in the AL with 22 strikeouts.

## MINOR LEAGUE TRANSACTIONS

July 7	Placed Jermaine Mitchell (STO) on the DL with a right shoulder strain
July 8	Reinstated Justin Souza (MID) from the temporarily inactive list
July 8	Released Paul Oseguera (STO)
July 9	Placed Travis Blackley (SAC) on the DL at AZ
July 9	Reinstated Yusef Carter from the DL and transferred him from MID to STO
July 9	Reinstated Brett Tomko from the DL and transferred him from SAC to STO

Portland Beavers (34-55) 11, Sacramento River Cats (49-41) 0  
 July 10, 2010

	1	2	3	4	5	6	7	8	9	R	H	E
Portland	0	2	1	6	1	0	0	0	1	11	15	1
Sacramento	0	0	0	0	0	0	0	0	0	0	4	2

Portland	AB	R	H	RBI	BB	SO	LOB	AVG	Sacramento	AB	R	H	RBI	BB	SO	LOB	AVG
Durango, CF	5	1	1	0	0	0	3	.282	Wimberly, CF	5	0	1	0	0	0	3	.272
Kazmar, SS	5	2	2	5	0	1	2	.278	Tolleson, SS	3	0	1	0	1	0	0	.340
Hunter, C, LF	5	0	0	0	0	0	1	.268	Carter, 1B	3	0	0	0	1	1	2	.236
Barfield, 2B	5	0	1	0	0	3	1	.300	McPherson, DH	4	0	0	0	0	3	2	.270
Baxter, RF	5	3	3	1	0	0	1	.266	Baisley, 3B	3	0	1	0	1	1	2	.364
Cooper, C, 1B	5	2	3	0	0	1	0	.234	Taylor, M, RF	3	0	1	0	0	0	1	.253
Phillips, K, C	4	2	1	1	1	0	2	.276	Donaldson, C	3	0	0	0	1	2	5	.249
Zawadzki, 3B	3	1	2	2	1	0	0	.251	Heether, LF	4	0	0	0	0	1	3	.245
Contreras, A, DH	3	0	2	2	0	0	1	.265	Sogard, 2B	2	0	0	0	2	0	0	.302
Ramos, C, P	0	0	0	0	0	0	0	.000	Bonser, P	0	0	0	0	0	0	0	.000
Munter, P	0	0	0	0	0	0	0	.200	Godfrey, P	0	0	0	0	0	0	0	.000
DeMark, P	0	0	0	0	0	0	0	.000	Rodriguez, H, P	0	0	0	0	0	0	0	.000
Poreda, P	0	0	0	0	0	0	0	.000	Hunton, P	0	0	0	0	0	0	0	.000
Totals	40	11	15	11	2	5	11	.249	Giese, P	0	0	0	0	0	0	0	.000
									Totals	30	0	4	0	6	8	18	.263

**BATTING**

HR: Kazmar 2 (3, 3rd inning off Bonser, 0 on, 1 out; 4th inning off Godfrey, 3 on, 1 out), Baxter (10, 9th inning off Giese, 0 on, 2 out).  
 TB: Durango; Kazmar 8; Barfield; Baxter 6; Cooper, C 3; Phillips, K; Zawadzki 2; Contreras, A 2.  
 RBI: Phillips, K (17), Zawadzki 2 (13), Kazmar 5 (32), Contreras, A 2 (15), Baxter (38).  
 2-out RBI: Baxter.  
 Runners left in scoring position, 2 out: Barfield.  
 SF: Contreras, A.  
 GIDP: Durango.  
 Team RISP: 5-for-10.  
 Team LOB: 5.

**BASERUNNING**

CS: Contreras, A (1, 2nd base by Bonser/Donaldson).

**FIELDING**

E: Phillips, K (3, catcher interference).  
 DP: (Barfield-Cooper, C).

**BATTING**

3B: Wimberly (3, DeMark).  
 TB: Wimberly 3; Tolleson; Baisley; Taylor, M.  
 Runners left in scoring position, 2 out: Heether; Donaldson 2; Carter.  
 GIDP: Wimberly.  
 Team RISP: 1-for-8.  
 Team LOB: 10.

**FIELDING**

E: Wimberly (10, throw), Tolleson (14, missed catch).  
 DP: (Tolleson-Sogard-Carter).

Portland	IP	H	R	ER	BB	SO	HR	ERA	Sacramento	IP	H	R	ER	BB	SO	HR	ERA
Ramos, C	4.0	1	0	0	1	2	0	3.23	Bonser (L, 0-1)	3.0	7	6	6	1	1	1	9.00
Munter (W, 3-1)	2.0	2	0	0	2	4	0	2.21	Godfrey	3.0	5	4	3	1	3	1	5.13
DeMark	1.0	1	0	0	1	1	0	5.16	Rodriguez, H	1.0	0	0	0	0	0	0	1.86
Poreda	2.0	0	0	0	2	1	0	2.30	Hunton	1.0	1	0	0	0	0	0	3.19
Totals	9.0	4	0	0	6	8	0	4.52	Giese	1.0	2	1	1	0	1	1	1.74
									Totals	9.0	15	11	10	2	5	3	4.11

Bonser pitched to 3 batters in the 4th.

Pitches-strikes: Ramos, C 54-34, Munter 51-28, DeMark 16-8, Poreda 29-13, Bonser 63-37, Godfrey 60-38, Rodriguez, H 13-7, Hunton 14-10, Giese 22-11.  
 Groundouts-flyouts: Ramos, C 5-5, Munter 1-1, DeMark 1-0, Poreda 2-1, Bonser 6-1, Godfrey 4-2, Rodriguez, H 3-0, Hunton 2-1, Giese 1-0.  
 Batters faced: Ramos, C 15, Munter 10, DeMark 5, Poreda 7, Bonser 16, Godfrey 15, Rodriguez, H 3, Hunton 4, Giese 5.  
 Inherited runners-scored: Godfrey 3-3.  
 Umpires: HP: Angel Campos. 1B: Darren Budahn. 2B: Jason Arends. 3B: Jeff Latter.  
 Weather: 89 degrees, clear.  
 Wind: 7 mph, Varies.  
 T: 2:58.  
 Att: 11,010.



Midland RockHounds (42-43) 6, Arkansas Travelers (32-53) 4  
July 10, 2010

	1	2	3	4	5	6	7	8	9	R	H	E
Midland	0	0	0	4	1	1	0	0	0	6	6	2
Arkansas	1	0	2	0	0	0	1	0	0	4	11	0

Midland	AB	R	H	RBI	BB	SO	LOB	AVG
Gilbert, CF	5	1	1	0	0	1	2	.268
Horton, SS	3	1	0	0	2	0	2	.273
Cardenas, 3B	3	1	1	2	0	0	0	.398
Majewski, V, LF	3	1	0	0	1	2	1	.269
Brown, C, DH	4	1	2	0	0	1	1	.339
Valdez, A, 2B	2	1	0	1	2	2	1	.268
Peterson, S, 1B	3	0	0	0	0	1	4	.229
Sulentic, RF	4	0	1	2	0	2	2	.240
Paramore, C	4	0	1	1	0	1	1	.250
Lyman, P	0	0	0	0	0	0	0	.000
Gordon, P	0	0	0	0	0	0	0	.000
Murray, P	0	0	0	0	0	0	0	.000
Souza, P	0	0	0	0	0	0	0	.000
James, P	0	0	0	0	0	0	0	.000
Lansford, P	0	0	0	0	0	0	0	.000
<b>Totals</b>	<b>31</b>	<b>6</b>	<b>6</b>	<b>6</b>	<b>5</b>	<b>10</b>	<b>14</b>	<b>.259</b>

Arkansas	AB	R	H	RBI	BB	SO	LOB	AVG
Auer, RF	4	0	0	0	1	2	2	.353
Colmenares, LF	5	2	4	0	0	0	0	.263
Amarista, 2B	4	1	3	0	1	0	2	.355
Moore, CF	5	1	2	0	0	1	6	.295
Perez, Ju, DH	5	0	1	3	0	2	5	.231
Navarro, E, 1B	5	0	1	0	0	1	5	.237
Lopez, R, C	3	0	0	0	1	1	3	.188
Demperio, 3B	4	0	0	0	0	2	3	.217
Perez, D, SS	3	0	0	0	1	1	2	.222
Chatwood, P	0	0	0	0	0	0	0	.000
Anton, P	0	0	0	0	0	0	0	.000
Fish, P	0	0	0	0	0	0	0	.000
Walden, P	0	0	0	0	0	0	0	.000
<b>Totals</b>	<b>38</b>	<b>4</b>	<b>11</b>	<b>3</b>	<b>4</b>	<b>10</b>	<b>28</b>	<b>.241</b>

**BATTING**

2B: Cardenas (8, Chatwood), Gilbert (22, Chatwood).  
 TB: Gilbert 2; Cardenas 2; Brown, C 2; Sulentic; Paramore.  
 RBI: Cardenas 2 (18), Valdez, A (45), Sulentic 2 (24), Paramore (4).  
 Runners left in scoring position, 2 out: Peterson, S; Brown, C; Horton.  
 SF: Cardenas.  
 Team RISP: 3-for-11.  
 Team LOB: 5.

**BASERUNNING**

SB: Valdez, A (6, 2nd base off Anton/Lopez, R), Brown, C (10, 2nd base off Chatwood/Lopez, R), Horton (2, 2nd base off Anton/Lopez, R), Gilbert (14, 3rd base off Anton/Lopez, R).

**FIELDING**

E: Cardenas (3, throw), Valdez, A (12, missed catch).  
 DP: (Peterson, S-Horton).

**BATTING**

2B: Perez, Ju (12, Gordon).  
 TB: Colmenares 4; Amarista 3; Moore 2; Perez, Ju 2; Navarro, E.  
 RBI: Perez, Ju 3 (32).  
 2-out RBI: Perez, Ju 2.  
 Runners left in scoring position, 2 out: Perez, Ju 2; Perez, D; Navarro, E 2; Auer 2; Lopez, R 2.  
 GIDP: Perez, D.  
 Team RISP: 1-for-17.  
 Team LOB: 11.

**BASERUNNING**

CS: Colmenares (4, 2nd base by Murray/Paramore).

**FIELDING**

Outfield assists: Moore (Valdez, A at 3rd base).

Midland	IP	H	R	ER	BB	SO	HR	ERA
Lyman	1.2	3	1	1	0	3	0	4.91
Gordon (W, 2-2)	1.1	2	2	2	1	1	0	5.45
Murray	1.2	2	0	0	2	0	0	4.32
Souza	1.1	0	0	0	1	2	0	4.03
James (H, 3)	2.0	2	1	1	0	3	0	1.84
Lansford (S, 12)	1.0	2	0	0	0	1	0	2.57
<b>Totals</b>	<b>9.0</b>	<b>11</b>	<b>4</b>	<b>4</b>	<b>4</b>	<b>10</b>	<b>0</b>	<b>3.84</b>

Arkansas	IP	H	R	ER	BB	SO	HR	ERA
Chatwood (L, 0-3)	4.0	5	5	5	4	1	0	7.27
Anton	3.0	1	1	1	1	5	0	4.41
Fish	1.0	0	0	0	0	3	0	4.56
Walden	1.0	0	0	0	0	1	0	3.60
<b>Totals</b>	<b>9.0</b>	<b>6</b>	<b>6</b>	<b>6</b>	<b>5</b>	<b>10</b>	<b>0</b>	<b>4.73</b>

Chatwood pitched to 2 batters in the 5th.

WP: Lyman, Souza 2, Anton.

HBP: Peterson, S (by Anton).

Pitches-strikes: Lyman 47-31, Gordon 34-22, Murray 32-17, Souza 30-19, James 35-23, Lansford 18-11, Chatwood 74-40, Anton 54-31, Fish 12-10, Walden 15-10.

Groundouts-flyouts: Lyman 1-1, Gordon 2-1, Murray 3-1, Souza 2-0, James 2-1, Lansford 0-2, Chatwood 7-3, Anton 1-3, Fish 0-0, Walden 1-1.

Batters faced: Lyman 8, Gordon 7, Murray 7, Souza 6, James 9, Lansford 5, Chatwood 20, Anton 12, Fish 3, Walden 3.

Inherited runners-scored: Gordon 1-0, Souza 2-0, Anton 2-1.

Umpires: HP: Jimmy Volpi. 1B: Brandon Misun. 2B: . 3B: Wes Bilon.

Weather: 91 degrees, partly cloudy.

Wind: 10 mph, R to L.

T: 3:40.

Att: 5,891.



Stockton Ports (39-48) 4, Modesto Nuts (45-42) 2  
July 10, 2010

	1	2	3	4	5	6	7	8	9	R	H	E
Stockton	0	2	1	0	0	0	1	0	0	4	9	0
Modesto	0	0	2	0	0	0	0	0	0	2	8	0

Stockton	AB	R	H	RBI	BB	SO	LOB	AVG
Thomas, Dav, CF	4	1	1	0	0	0	1	.235
Ladendorf, SS	4	0	1	1	0	3	1	.282
Parker, S, 3B	4	0	0	0	0	2	1	.297
Spina, 1B	4	0	0	0	0	2	1	.267
Barfield, RF	4	1	2	0	0	0	1	.265
Carter, Y, C	4	1	2	2	0	1	1	.500
Johnson, T, LF	4	1	1	0	0	0	1	.220
Ortiz, R, DH	4	0	1	0	0	0	2	.278
Pinckney, 2B	3	0	1	1	0	1	1	.176
Tomko, P	0	0	0	0	0	0	0	.000
Hunter, P	0	0	0	0	0	0	0	.000
Deal, P	0	0	0	0	0	0	0	.000
Barham, P	0	0	0	0	0	0	0	.000
Smyth, P	0	0	0	0	0	0	0	.000
<b>Totals</b>	<b>35</b>	<b>4</b>	<b>9</b>	<b>4</b>	<b>0</b>	<b>9</b>	<b>10</b>	<b>.266</b>

Modesto	AB	R	H	RBI	BB	SO	LOB	AVG
Robinson, LF	4	0	0	0	0	3	2	.228
Wheeler, T, CF	3	0	1	0	1	0	0	.261
Pacheco, C	4	1	1	0	0	1	2	.330
Paulsen, 1B	4	0	2	0	0	2	1	.316
Sanders, J, 3B	4	1	1	1	0	2	3	.111
Cesario, DH	4	0	1	1	0	1	0	.320
Zuanich, RF	4	0	2	0	0	1	1	.246
Wetzel, 2B	4	0	0	0	0	1	2	.260
Scott, SS	1	0	0	0	1	0	0	.000
a-Field, PH-SS	2	0	0	0	0	2	0	.299
Nicasio, P	0	0	0	0	0	0	0	.000
Yacko, P	0	0	0	0	0	0	0	.000
Jorgenson, P	0	0	0	0	0	0	0	.000
<b>Totals</b>	<b>34</b>	<b>2</b>	<b>8</b>	<b>2</b>	<b>2</b>	<b>13</b>	<b>11</b>	<b>.273</b>

a-Struck out for Scott in the 7th.

**BATTING**

**2B:** Ortiz, R (12, Nicasio), Ladendorf (15, Nicasio), Barfield (15, Nicasio).  
**3B:** Johnson, T (2, Nicasio).  
**HR:** Carter, Y (1, 2nd inning off Nicasio, 1 on, 1 out).  
**TB:** Thomas, Dav; Ladendorf 2; Barfield 3; Carter, Y 5; Johnson, T 3; Ortiz, R 2; Pinckney.  
**RBI:** Carter, Y 2 (2), Ladendorf (21), Pinckney (2).  
**Runners left in scoring position, 2 out:** Pinckney; Barfield; Carter, Y.  
**Team RISP:** 1-for-7.  
**Team LOB:** 4.

**BATTING**

**TB:** Wheeler, T; Pacheco; Paulsen 2; Sanders, J; Cesario; Zuanich 2.  
**RBI:** Sanders, J (1), Cesario (51).  
**2-out RBI:** Sanders, J; Cesario.  
**Runners left in scoring position, 2 out:** Sanders, J; Robinson.  
**GIDP:** Wetzel.  
**Team RISP:** 2-for-4.  
**Team LOB:** 7.

**BASERUNNING**

**SB:** Pacheco (4, 2nd base off Tomko/Carter, Y).

**FIELDING**

**DP:** (Parker, S-Pinckney-Spina).

**FIELDING**

**DP:** (Wetzel-Paulsen).

Stockton	IP	H	R	ER	BB	SO	HR	ERA
Tomko	3.1	5	2	2	2	4	0	5.40
Hunter (W, 2-0)	1.2	1	0	0	0	2	0	7.20
Deal (H, 2)	2.0	2	0	0	0	4	0	3.56
Barham (H, 10)	1.0	0	0	0	0	1	0	1.55
Smyth (S, 14)	1.0	0	0	0	0	2	0	1.92
<b>Totals</b>	<b>9.0</b>	<b>8</b>	<b>2</b>	<b>2</b>	<b>2</b>	<b>13</b>	<b>0</b>	<b>4.74</b>

Modesto	IP	H	R	ER	BB	SO	HR	ERA
Nicasio (L, 8-5)	7.0	8	4	4	0	8	1	3.48
Yacko	1.0	0	0	0	0	1	0	2.95
Jorgenson	1.0	1	0	0	0	0	0	1.95
<b>Totals</b>	<b>9.0</b>	<b>9</b>	<b>4</b>	<b>4</b>	<b>0</b>	<b>9</b>	<b>1</b>	<b>4.44</b>

**Groundouts-flyouts:** Tomko 2-4, Hunter 1-2, Deal 2-0, Barham 1-0, Smyth 0-0, Nicasio 4-8, Yacko 2-0, Jorgenson 0-2.

**Batters faced:** Tomko 17, Hunter 6, Deal 7, Barham 3, Smyth 3, Nicasio 29, Yacko 3, Jorgenson 3.

**Umpires:** HP: Brett Terry. 1B: Adam Schwarz. 2B: . 3B: .

**Weather:** 97 degrees, clear.

**Wind:** 7 mph, Out to LF.

**T:** 2:43.

**Att:** 3,576.



Kane County Cougars (41-44) 9, Clinton LumberKings (45-39) 4  
July 10, 2010

	1	2	3	4	5	6	7	8	9	R	H	E
Clinton	2	0	0	0	1	0	1	0	0	4	8	3
Kane County	3	0	0	0	0	0	6	0	x	9	11	2

Clinton	AB	R	H	RBI	BB	SO	LOB	AVG	Kane County	AB	R	H	RBI	BB	SO	LOB	AVG
Nunez, L, DH	3	1	1	1	0	0	0	.357	Crumbliss, DH	4	2	2	0	1	0	1	.246
Franklin, SS	4	1	1	0	0	1	3	.281	House, CF	3	2	1	0	2	1	0	.277
Catricala, 3B	4	0	1	1	0	3	0	.280	Aliotti, A, 1B	5	2	3	1	0	1	2	.273
Morris, 1B	3	0	0	1	0	1	0	.321	Dixon, Ra, LF	5	0	1	0	0	1	6	.257
Bantz, C	4	0	0	0	0	1	0	.227	Gilmartin, SS	3	1	1	2	1	0	2	.245
Jones, J, RF	4	1	1	0	0	0	0	.236	Crisotomo, RF	4	1	1	2	0	0	4	.375
Carroll, CF	2	0	1	0	0	0	0	.277	Nunez, J, C	3	0	1	1	0	0	0	.157
Cerione, M, LF	4	1	1	0	0	1	4	.231	Christian, 2B	4	1	0	0	0	1	2	.152
Noriega, 2B	4	0	2	1	0	0	3	.221	Gil, 3B	4	0	1	1	0	0	0	.219
Stanton, P	0	0	0	0	0	0	0	.000	Gilliam, R, P	0	0	0	0	0	0	0	.000
Moorer, P	0	0	0	0	0	0	0	.000	Hoehn, P	0	0	0	0	0	0	0	.000
Josselyn, P	0	0	0	0	0	0	0	.000	Pina, P	0	0	0	0	0	0	0	.000
Merry, P	0	0	0	0	0	0	0	.000	Totals	35	9	11	7	4	4	17	.247
Totals	32	4	8	4	0	7	10	.247									

**BATTING**

**2B:** Franklin (13, Gilliam, R), Jones, J (13, Hoehn).  
**TB:** Nunez, L; Franklin 2; Catricala; Jones, J 2; Carroll; Cerione, M; Noriega 2.  
**RBI:** Catricala (41), Morris (21), Nunez, L (5), Noriega (15).  
**2-out RBI:** Noriega.  
**Runners left in scoring position, 2 out:** Franklin 2.  
**S:** Carroll.  
**SF:** Morris; Nunez, L.  
**GIDP:** Noriega.  
**Team RISP:** 2-for-7.  
**Team LOB:** 5.

**BASERUNNING**

**SB:** Noriega (5, 2nd base off Hoehn/Nunez, J).  
**PO:** Catricala (1st base by Gilliam, R).

**FIELDING**

**E:** Bantz (4, throw), Franklin 2 (16, fielding, throw).

**BATTING**

**TB:** Crumbliss 2; House; Aliotti, A 3; Dixon, Ra; Gilmartin; Crisotomo; Nunez, J; Gil.  
**RBI:** Gilmartin 2 (35), Crisotomo 2 (5), Nunez, J (7), Aliotti, A (46).  
**2-out RBI:** Nunez, J; Gil.  
**Runners left in scoring position, 2 out:** Christian; Dixon, Ra; Crisotomo.  
**S:** Nunez, J.  
**Team RISP:** 7-for-15.  
**Team LOB:** 7.

**BASERUNNING**

**SB:** Aliotti, A (10, 2nd base off Stanton/Bantz).

**FIELDING**

**E:** Nunez, J (7, throw), Christian (3, fielding).  
**DP:** (Gil-Christian-Aliotti, A).  
**Pickoffs:** Gilliam, R (Catricala at 1st base).

Clinton	IP	H	R	ER	BB	SO	HR	ERA	Kane County	IP	H	R	ER	BB	SO	HR	ERA
Stanton	5.0	6	3	3	3	2	0	3.63	Gilliam, R	4.1	5	3	3	0	1	0	4.20
Moorer (L, 0-1)	1.0	1	2	2	1	0	0	5.40	Hoehn (W, 5-3)	2.2	2	1	1	0	2	0	2.90
Josselyn (BS, 4)	1.0	4	4	1	0	0	0	3.15	Pina	2.0	1	0	0	0	4	0	4.05
Merry	1.0	0	0	0	0	2	0	4.66	Totals	9.0	8	4	4	0	7	0	4.00
Totals	8.0	11	9	6	4	4	0	3.27									

Moorer pitched to 2 batters in the 7th.

**HBP:** Carroll (by Gilliam, R).

**Groundouts-flyouts:** Stanton 5-6, Moorer 1-2, Josselyn 3-0, Merry 0-1, Gilliam, R 2-7, Hoehn 3-2, Pina 2-0.

**Batters faced:** Stanton 24, Moorer 5, Josselyn 8, Merry 3, Gilliam, R 18, Hoehn 11, Pina 7.

**Inherited runners-scored:** Josselyn 2-2, Hoehn 2-1.

**Umpires:** HP: Chris Nguyen. 1B: Javier Cantu. 2B: . 3B: .

**Weather:** 85 degrees, partly cloudy.

**Wind:** 10 mph, Out to LF.

**T:** 2:50.

**Att:** 8,758.



Choose a highlighted category to sort. NOTE: Rate stats do not use qualifiers.

GI ---GAMES BY POSITION---

BATTERS	AVG	G	AB	R	H	2B	3B	HR	RBI	TB	BB	IBB	SO	SB	CS	OBP	SLG	OPS	SF	SAC	HBP	DP	1B	2B	3B	SS	OF	C	E
<a href="#">Affinito, Christopher</a>	.157	24	83	9	13	2	0	3	12	24	12	0	40	0	0	.265	.289	.554	2	0	1	1	1	0	0	0	0	4	3
* <a href="#">Aliotti, Anthony</a>	.273	81	278	42	76	15	0	3	46	100	59	1	88	10	1	.403	.360	.763	4	3	4	5	77	0	0	0	0	0	8
* <a href="#">Christian, Jason</a>	.152	12	46	5	7	1	0	0	3	8	2	2	13	0	0	.200	.174	.374	1	0	1	0	0	1	8	0	0	0	3
* <a href="#">Crisotomo, Jose</a>	.375	5	16	6	6	1	0	0	5	7	1	0	0	1	0	.412	.438	.849	0	2	0	0	0	0	0	0	5	0	0
* <a href="#">Crumbless, Conner</a>	.246	81	293	58	72	15	2	1	36	94	74	0	53	18	7	.398	.321	.719	6	3	4	5	0	68	0	0	11	0	6
<a href="#">Dixon, Rashun</a>	.257	68	253	34	65	14	2	5	30	98	34	0	78	5	5	.359	.387	.747	1	0	7	2	0	0	0	0	64	0	1
<a href="#">Gil, Leonardo</a>	.219	74	278	38	61	14	4	7	45	104	18	0	68	3	2	.270	.374	.644	5	2	3	7	0	0	64	5	0	0	12
# <a href="#">Gilmartin, Michael</a>	.245	81	286	28	70	20	3	4	35	108	33	0	81	10	5	.328	.378	.706	3	5	4	6	0	0	0	80	0	0	20
<a href="#">Hernandez, Franklin</a>	.193	33	109	9	21	5	0	1	13	29	5	0	26	1	1	.235	.266	.501	0	1	1	4	11	0	0	0	16	0	6
<a href="#">House, Tyreace</a>	.277	71	253	54	70	5	1	1	18	80	57	0	51	20	8	.416	.316	.733	2	3	5	4	0	0	0	0	65	0	4
<a href="#">Levia, Nino</a>	.224	37	125	13	28	2	0	0	11	30	8	0	38	4	2	.271	.240	.511	0	2	0	3	0	18	15	0	0	0	2
* <a href="#">Napoleon, Dusty</a>	.400	2	5	0	2	1	0	0	0	3	4	0	2	0	0	.667	.600	1.267	0	0	0	1	0	0	0	0	1	0	0
<a href="#">Nunez, Juan</a>	.157	27	89	7	14	2	0	1	7	19	5	0	31	0	0	.211	.213	.424	0	1	1	1	0	0	0	0	0	26	7
<a href="#">Richard, Myrio</a>	.291	73	278	36	81	23	2	1	25	111	28	0	42	8	5	.361	.399	.761	1	1	3	5	0	0	0	0	66	0	5
<a href="#">Stassi, Max</a>	.245	69	269	34	66	16	1	10	41	114	21	0	92	3	3	.310	.424	.734	2	0	5	8	0	0	0	0	0	58	9
<a href="#">Walton, Kent</a>	.270	52	204	25	55	18	2	2	32	83	14	0	49	4	2	.330	.407	.737	3	0	6	6	0	0	0	0	35	0	2
Team Total	.247	85	2865	398	707	154	17	39	359	1012	375	3	752	87	41	.340	.353	.693	30	23	45	58							108

PITCHERS	W	L	ERA	G	GS	CG	SHO	SV	SVO	IP	H	R	ER	HR	HB	BB	IBB	SO	BK	WP	GO/AO	DP	WHIP	AVG	AB	TBF	SF	GF	HLD
<a href="#">Christensen, Kyle</a>	0	2	6.92	5	2	0	0	0	0	13.0	13	10	10	0	3	6	0	4	0	1	1.13	0	1.46	.265	49	60	1	1	1
<a href="#">Garcia, Hector</a>	0	1	4.34	12	0	0	0	0	1	18.2	17	13	9	1	2	15	0	18	1	6	4.29	2	1.71	.233	73	91	0	5	1
<a href="#">Gil, Leonardo</a>	0	1	13.50	1	0	0	0	0	0	0.2	0	1	1	0	0	4	0	1	0	0	0.00	0	6.00	.000	2	6	0	1	0
<a href="#">Gilliam, Robert</a>	5	6	4.20	18	18	0	0	0	0	100.2	99	51	47	7	5	33	0	87	2	9	0.65	5	1.31	.261	379	427	7	0	0
<a href="#">Guzman, Jose</a>	3	1	3.60	28	0	0	0	10	12	35.0	34	18	14	1	1	12	0	38	1	5	1.18	1	1.31	.252	135	150	1	23	1
<a href="#">Hoehn, Connor</a>	5	3	2.90	28	0	0	0	1	2	59.0	37	21	19	3	5	25	1	74	0	5	0.90	0	1.05	.177	209	245	1	4	4
* <a href="#">Huttenlocker, Anthony</a>	1	1	2.45	19	0	0	0	0	0	29.1	25	8	8	0	1	10	0	33	1	1	1.32	1	1.19	.234	107	119	1	4	1
<a href="#">Joseph, Jonathan</a>	0	3	4.67	7	2	0	0	0	0	17.1	17	11	9	1	2	11	1	18	0	8	0.94	2	1.62	.250	68	82	1	1	2
* <a href="#">Krol, Ian</a>	6	3	2.15	17	16	0	0	0	0	83.2	65	27	20	2	4	14	1	62	3	1	1.22	2	0.94	.212	307	332	3	1	0
<a href="#">Lansford, Josh</a>	0	1	5.59	25	0	0	0	0	1	29.0	36	19	18	3	2	11	0	30	2	4	0.83	1	1.62	.305	118	133	2	11	2
* <a href="#">Marks, Justin</a>	2	10	5.30	17	17	0	0	0	0	90.0	91	59	53	9	6	36	0	97	0	7	1.21	5	1.41	.261	348	392	0	0	0
<a href="#">Mederos, Chris</a>	2	2	1.88	5	5	0	0	0	0	24.0	19	9	5	0	0	7	0	20	0	2	2.13	0	1.08	.207	92	100	0	0	0
<a href="#">Nunez, Juan</a>	0	0	0.00	1	0	0	0	0	0	0.1	0	0	0	0	0	1	0	0	0	0	0.00	0	3.00	.000	1	2	0	1	0
* <a href="#">Peterson, Max</a>	3	2	2.83	18	0	0	0	2	5	28.2	16	9	9	3	1	16	1	40	0	2	1.87	2	1.12	.167	96	117	0	11	0
<a href="#">Pina, Jose</a>	2	1	4.05	12	0	0	0	1	1	20.0	25	14	9	3	3	4	0	25	0	2	1.06	3	1.45	.313	80	90	1	6	2
* <a href="#">Quigley, Ryan</a>	0	0	6.62	11	0	0	0	0	2	17.2	22	16	13	3	0	10	0	17	1	6	2.18	1	1.81	.310	71	85	3	4	2
* <a href="#">Ramirez, Anvioris</a>	0	1	5.89	6	2	0	0	1	1	18.1	23	14	12	1	0	7	0	10	1	0	1.39	4	1.64	.315	73	80	0	1	1
<a href="#">Schultz, Bo</a>	3	1	2.83	27	0	0	0	0	0	47.2	38	18	15	1	9	23	2	39	2	3	3.30	6	1.28	.218	174	208	1	11	1
<a href="#">Smith, Murphy</a>	3	0	5.26	7	6	0	0	0	0	37.2	39	28	22	1	3	8	1	34	0	1	1.75	2	1.25	.264	148	165	4	0	0
<a href="#">Straily, Daniel</a>	6	5	4.57	17	17	0	0	0	0	86.2	79	48	44	7	3	38	2	91	0	6	1.24	8	1.35	.248	319	364	4	0	0
Team Total	41	44	4.00	85	85	0	2	15	25	757.1	695	394	337	46	50	291	9	738	14	69	1.24	45	1.30	.244	2849	3248	30	85	18

KEY: \* - lefthanded hitter/pitcher, # - switch hitter

Vancouver Canadians (11-11) 10, Yakima Bears (10-12) 1  
July 10, 2010

	1	2	3	4	5	6	7	8	9	R	H	E
Yakima	0	0	0	0	0	1	0	0	0	1	7	2
Vancouver	1	0	0	2	7	0	0	0	x	10	14	3

Yakima	AB	R	H	RBI	BB	SO	LOB	AVG
Moss, W, DH	5	0	0	0	0	2	4	.203
Ortiz, Ro, LF	4	0	1	0	0	1	2	.396
d-Button, PH	1	0	0	0	0	1	2	.196
Hilt, J, CF	5	1	1	0	0	1	3	.240
Walters, SS	2	0	1	0	0	0	1	.272
a-Belza, PH-SS	1	0	0	0	0	0	1	.186
Noboa, 2B	1	0	0	0	0	0	0	.000
Arbelo, 1B	1	0	0	0	2	1	0	.222
b-Pimentel, J, PH-1B	1	0	0	0	0	0	0	.063
Zabala, RF	4	0	1	0	0	1	2	.194
Freeman, 2B-SS	3	0	1	1	1	1	3	.143
Emsley-Pai, C	3	0	0	0	0	2	3	.074
Herrnberger, C	0	0	0	0	0	0	0	.000
c-Alegria, PH	1	0	1	0	0	0	0	1.000
Comerota, 3B	3	0	1	0	1	1	3	.225
Pena, P	0	0	0	0	0	0	0	.000
Robinson, P	0	0	0	0	0	0	0	.000
De La Rosa, Eu, P	0	0	0	0	0	0	0	.000
Davisson, P	0	0	0	0	0	0	0	.000
<b>Totals</b>	<b>35</b>	<b>1</b>	<b>7</b>	<b>1</b>	<b>4</b>	<b>11</b>	<b>24</b>	<b>.227</b>

Vancouver	AB	R	H	RBI	BB	SO	LOB	AVG
Tripp, CF	4	2	1	1	1	3	1	.143
Leyja, DH	3	0	1	1	0	0	1	.204
a-Luis, M, PH-DH	1	0	0	0	0	0	0	.231
Landaeta, RF	4	1	3	0	0	0	1	.333
Kirby-Jones, 1B	5	1	2	1	0	2	3	.256
Kirkland, SS	4	2	3	0	0	0	2	.321
b-Castillo, G, PH-2B	1	0	0	0	0	0	1	.103
Thompson, T, 3B	4	2	2	1	0	2	1	.292
Whitaker, LF	3	1	0	1	0	1	1	.222
Lipkin, C	4	1	2	4	0	0	0	.209
Fabiaschi, 2B-SS	3	0	0	0	1	1	1	.143
Ramirez, An, P	0	0	0	0	0	0	0	.000
McDaniel, P	0	0	0	0	0	0	0	.000
Brown, P	0	0	0	0	0	0	0	.000
Bowman, P	0	0	0	0	0	0	0	.000
Vidal, P	0	0	0	0	0	0	0	.000
<b>Totals</b>	<b>36</b>	<b>10</b>	<b>14</b>	<b>9</b>	<b>2</b>	<b>9</b>	<b>12</b>	<b>.255</b>

a-Flied out for Walters in the 6th. b-Grounded out for Arbelo in the 8th. c-Singled for Herrnberger in the 9th. d-Struck out for Ortiz, Ro in the 9th.

a-Flied out for Leyja in the 8th. b-Flied out for Kirkland in the 8th.

**BATTING**

**TB:** Ortiz, Ro; Hilt, J; Walters; Zabala; Freeman; Alegria; Comerota.  
**RBI:** Freeman (1).  
**Runners left in scoring position, 2 out:** Walters; Freeman; Comerota 2; Hilt, J.  
**Team RISP:** 1-for-11.  
**Team LOB:** 11.

**BATTING**

**2B:** Lipkin (2, Robinson), Tripp (1, Robinson), Leyja (2, Robinson).  
**TB:** Tripp 2; Leyja 2; Landaeta 3; Kirby-Jones 2; Kirkland 3; Thompson, T 2; Lipkin 3.  
**RBI:** Kirby-Jones (9), Lipkin 4 (10), Thompson, T (6), Whitaker (6), Tripp (1), Leyja (3).  
**2-out RBI:** Tripp; Leyja.  
**Runners left in scoring position, 2 out:** Kirby-Jones; Landaeta; Castillo, G.  
**S:** Whitaker.  
**GIDP:** Kirkland.  
**Team RISP:** 7-for-14.  
**Team LOB:** 7.

**BASERUNNING**

**SB:** Hilt, J (7, 2nd base off McDaniel/Lipkin), Ortiz, Ro 2 (8, 2nd base off Ramirez, An/Lipkin, 3rd base off Ramirez, An/Lipkin).

**BASERUNNING**

**CS:** Lipkin (1, 3rd base by Pena/Emsley-Pai).  
**PO:** Lipkin (2nd base by Pena).

**FIELDING**

**E:** Walters (6, throw), Zabala (1, fielding).  
**DP:** (Walters-Freeman-Arbelo).  
**Pickoffs:** Pena (Lipkin at 2nd base).

**FIELDING**

**E:** Ramirez, An (2, pickoff), Kirkland (10, fielding), Fabiaschi (1, fielding).  
**Outfield assists:** Landaeta (Freeman at 3rd base).

Yakima	IP	H	R	ER	BB	SO	HR	ERA
Pena (L, 0-3)	4.1	9	7	6	2	3	0	5.75
Robinson	1.2	4	3	1	0	3	0	2.57
De La Rosa, Eu	1.0	0	0	0	0	2	0	0.68
Davisson	1.0	1	0	0	0	1	0	5.79
<b>Totals</b>	<b>8.0</b>	<b>14</b>	<b>10</b>	<b>7</b>	<b>2</b>	<b>9</b>	<b>0</b>	<b>3.95</b>

Vancouver	IP	H	R	ER	BB	SO	HR	ERA
Ramirez, An (W, 1-1)	5.0	4	0	0	2	6	0	2.04
McDaniel	0.1	2	1	1	2	0	0	7.27
Brown	1.2	0	0	0	0	3	0	1.35
Bowman	1.0	0	0	0	0	1	0	5.40
Vidal	1.0	1	0	0	0	1	0	0.84
<b>Totals</b>	<b>9.0</b>	<b>7</b>	<b>1</b>	<b>1</b>	<b>4</b>	<b>11</b>	<b>0</b>	<b>3.23</b>

**WP:** Pena, Davisson.

**HBP:** Leyja (by Pena), Landaeta (by Pena).

**Groundouts-flyouts:** Pena 8-1, Robinson 2-0, De La Rosa, Eu 1-0, Davisson 0-2, Ramirez, An 6-1, McDaniel 0-1, Brown 2-0, Bowman 2-0, Vidal 0-2.

**Batters faced:** Pena 24, Robinson 10, De La Rosa, Eu 3, Davisson 4, Ramirez, An 20, McDaniel 5, Brown 5, Bowman 4, Vidal 5.

**Inherited runners-scored:** Robinson 3-3, Brown 3-0.

**Umpires:** HP: Mike Terry. 1B: Chris Gonzalez. 2B: . 3B: .

**Weather:** 75 degrees, clear.

**Wind:** 9 mph, L to R.

**T:** 2:49.

**Att:** 5,157.

Choose a highlighted category to sort. NOTE: Rate stats do not use qualifiers.

GI ---GAMES BY POSITION---

BATTERS	AVG	G	AB	R	H	2B	3B	HR	RBI	TB	BB	IBB	SO	SB	CS	OBP	SLG	OPS	SF	SAC	HBP	DP	1B	2B	3B	SS	OF	C	E
<a href="#">Affinito, Christopher</a>	.320	16	50	5	16	3	0	1	7	22	15	0	17	0	0	.493	.440	.933	1	0	3	0	5	0	0	0	0	1	1
* <a href="#">Bercume, Jeff</a>	.269	19	78	6	21	3	0	0	5	24	6	0	9	2	2	.322	.308	.630	2	3	1	1	0	0	0	0	17	0	1
<a href="#">Castillo, Gernaldo</a>	.103	11	29	1	3	1	0	0	2	4	2	0	6	0	0	.161	.138	.299	0	1	0	1	0	6	2	3	0	0	6
* <a href="#">Crisotomo, Jose</a>	.267	13	45	4	12	0	0	0	4	12	1	1	9	1	2	.283	.267	.549	0	1	0	2	0	0	0	0	12	0	0
<a href="#">Fabiaschi, Michael</a>	.143	10	21	1	3	0	0	0	0	3	6	0	5	0	0	.357	.143	.500	0	1	1	0	0	5	0	3	0	0	1
* <a href="#">Hurley, Zachary</a>	.192	11	26	5	5	2	0	0	0	7	2	0	5	0	0	.250	.269	.519	0	0	0	3	0	0	0	0	8	0	1
<a href="#">Kirby-Jones, A.J.</a>	.256	22	78	13	20	2	0	2	9	28	12	0	23	0	0	.359	.359	.718	1	0	1	3	17	0	0	0	0	0	3
<a href="#">Kirkland, Wade</a>	.321	18	78	8	25	5	1	0	8	32	3	0	12	0	0	.341	.410	.752	1	0	0	4	0	0	0	18	0	0	10
<a href="#">Landaeta, Douglas</a>	.333	21	81	9	27	5	0	1	8	35	4	0	8	1	2	.372	.432	.804	0	1	1	5	0	0	0	0	21	0	1
<a href="#">Levia, Nino</a>	.204	12	49	8	10	2	0	1	3	15	4	0	7	0	0	.286	.306	.592	1	1	2	1	0	11	0	0	0	0	2
<a href="#">Lipkin, Ryan</a>	.209	11	43	3	9	2	0	1	10	14	1	0	9	0	1	.227	.326	.553	0	1	0	0	0	0	0	0	0	11	1
<a href="#">Luis, Marcos</a>	.231	5	13	1	3	0	0	0	1	3	0	0	2	0	0	.286	.231	.516	0	0	1	0	1	0	2	0	0	0	0
<a href="#">Petitti, Daniel</a>	.133	11	30	0	4	0	0	0	3	4	3	0	13	0	0	.206	.133	.339	1	2	0	1	0	0	0	0	0	11	1
<a href="#">Thompson, Tony</a>	.292	20	72	9	21	4	0	1	6	28	9	0	12	0	1	.378	.389	.767	0	0	1	1	0	0	20	0	0	0	8
<a href="#">Tripp, Jordan</a>	.143	5	14	5	2	1	0	0	1	3	3	0	8	0	1	.368	.214	.583	0	0	2	0	0	0	0	0	4	0	0
<a href="#">Wells, Jeremy</a>	.231	6	13	1	3	0	0	0	1	3	3	0	4	1	0	.412	.231	.643	0	0	1	1	0	3	0	0	0	0	0
<a href="#">Whitaker, John</a>	.222	6	18	1	4	0	0	0	6	4	2	0	4	0	0	.273	.222	.495	2	1	0	0	0	0	0	0	6	0	0
Team Total	.255	22	738	80	188	30	1	7	74	241	76	1	153	5	9	.332	.327	.659	9	12	14	23							39

PITCHERS	W	L	ERA	G	GS	CG	SHO	SV	SVO	IP	H	R	ER	HR	HB	BB	IBB	SO	BK	WP	GO/AO	DP	WHIP	AVG	AB	TBF	SF	GF	HLD
<a href="#">Bowman, Josh</a>	0	0	5.40	2	0	0	0	0	0	1.2	2	1	1	0	1	1	0	1	0	0	3.00	0	1.80	.250	8	10	0	0	0
* <a href="#">Brown, Jacob</a>	1	0	1.35	6	0	0	0	0	1	6.2	6	1	1	0	0	2	0	8	0	1	2.33	0	1.20	.261	23	26	1	2	1
<a href="#">Christensen, Kyle</a>	0	1	4.26	4	4	0	0	0	0	19.0	17	9	9	2	0	7	0	10	0	1	0.96	2	1.26	.243	70	78	0	0	0
<a href="#">Doolittle, Ryan</a>	2	0	0.00	6	0	0	0	0	0	16.0	7	3	0	0	0	1	0	18	0	0	2.88	3	0.50	.127	55	58	0	0	0
<a href="#">Griffin, A.J.</a>	0	1	5.40	3	0	0	0	2	2	3.1	1	4	2	0	0	2	1	2	0	1	0.33	0	0.90	.083	12	14	0	2	0
<a href="#">Hart, Mike</a>	0	1	2.45	7	0	0	0	4	5	7.1	10	2	2	0	0	2	0	12	0	0	9.00	1	1.64	.333	30	33	0	5	0
<a href="#">Jimenez, Devvi</a>	1	1	2.25	5	5	0	0	0	0	28.0	22	8	7	1	2	5	0	16	0	1	1.74	7	0.96	.227	97	106	2	0	0
<a href="#">Joseph, Jonathan</a>	0	1	2.79	4	4	0	0	0	0	19.1	19	10	6	0	3	7	0	18	0	2	0.65	1	1.34	.250	76	86	0	0	0
<a href="#">Long, Nathan</a>	3	0	2.22	4	4	0	0	0	0	24.1	28	8	6	1	0	6	0	14	0	0	2.25	3	1.40	.298	94	100	0	0	0
<a href="#">McDaniel, Dan</a>	1	1	7.27	8	0	0	0	0	1	8.2	13	13	7	0	0	10	0	9	0	0	3.00	2	2.65	.342	38	49	0	3	2
* <a href="#">Quigley, Ryan</a>	1	2	8.10	7	0	0	0	0	1	10.0	17	10	9	0	0	6	0	3	0	1	2.38	2	2.30	.362	47	53	0	2	1
* <a href="#">Ramirez, Anvioris</a>	1	1	2.04	4	4	0	0	0	0	17.2	12	5	4	2	1	5	0	17	0	1	2.78	1	0.96	.188	64	70	0	0	0
<a href="#">Tenholder, Daniel</a>	0	0	3.86	7	0	0	0	1	2	14.0	12	8	6	0	1	4	1	15	0	0	0.80	0	1.14	.222	54	60	1	1	1
<a href="#">Thomson, Matthew</a>	0	2	10.29	4	1	0	0	0	0	7.0	12	8	8	0	1	2	0	11	0	1	0.50	0	2.00	.364	33	36	0	0	0
<a href="#">Thornton, Zachary</a>	0	0	6.75	2	0	0	0	0	0	2.2	4	3	2	0	0	1	0	5	0	0	0.50	0	1.88	.364	11	14	1	0	1
<a href="#">Tyson, Drew</a>	0	0	2.08	4	0	0	0	0	0	4.1	7	1	1	0	0	3	0	1	0	1	0.43	0	2.31	.368	19	22	0	2	1
<a href="#">Vidal, Pedro</a>	1	0	0.84	8	0	0	0	0	0	10.2	8	1	1	0	0	4	0	7	0	0	1.40	0	1.13	.205	39	44	1	5	1
Team Total	11	11	3.23	22	22	0	1	7	12	200.2	197	95	72	6	9	68	2	167	0	10	1.49	22	1.32	.256	770	859	6	22	8

KEY: \* - lefthanded hitter/pitcher, # - switch hitter

AZL Angels (5-11) 6, AZL Athletics (7-9) 3  
July 10, 2010

	1	2	3	4	5	6	7	8	9	R	H	E
AZL Angels	0	1	2	0	0	0	0	3	0	6	9	2
AZL Athletics	1	0	1	0	0	1	0	0	0	3	10	0

AZL Angels	AB	R	H	RBI	BB	SO	LOB	AVG	AZL Athletics	AB	R	H	RBI	BB	SO	LOB	AVG
Clarke, DH	5	1	1	0	0	3	1	.375	Ramsey, CF	3	0	0	0	0	2	1	.095
Lindsey, 2B	5	1	1	0	0	0	3	.216	Garcia, EI, CF	2	0	1	0	0	1	1	.179
Rodriguez, J, C	5	2	3	3	0	1	0	.265	Weeks, DH	5	1	3	0	0	0	1	.333
Rife, LF	3	0	1	0	2	0	2	.184	Consigli, R, LF	5	0	2	1	0	1	3	.483
Rivers, 1B	4	0	0	0	0	1	3	.259	Marte, M, 1B	5	1	2	1	0	2	6	.292
Bolaski, 3B	5	0	1	0	0	2	5	.229	Lopez, Di, C	2	0	1	0	2	1	2	.219
Mitchell, RF	3	1	1	0	2	1	0	.292	Rojas, K, RF	3	0	1	1	1	0	4	.244
Bolden, CF	3	0	0	1	1	0	2	.094	Peralta, J, SS	4	0	0	0	0	2	4	.275
Blackburn, SS	3	1	1	1	1	0	3	.333	Clime, 2B	4	0	0	0	0	1	3	.216
Wiedenbauer, P	0	0	0	0	0	0	0	.000	Santana, J, 3B	2	1	0	0	2	1	2	.174
Marshall, P	0	0	0	0	0	0	0	.000	Vail, P	0	0	0	0	0	0	0	.000
Mosebach, P	0	0	0	0	0	0	0	.000	Adames, P	0	0	0	0	0	0	0	.000
Melioris, P	0	0	0	0	0	0	0	.000	Mye, P	0	0	0	0	0	0	0	.000
Cendejas, P	0	0	0	0	0	0	0	.000	Larsen, P	0	0	0	0	0	0	0	.000
Totals	36	6	9	5	6	8	19	.232	Urlaub, P	0	0	0	0	0	0	0	.000
									Macias, P	0	0	0	0	0	0	0	.000
									Totals	35	3	10	3	5	11	27	.246

**BATTING**

**2B:** Rife (3, Vail), Mitchell (2, Adames), Bolaski (2, Mye).  
**HR:** Rodriguez, J (3, 8th inning off Larsen, 2 on, 2 out).  
**TB:** Clarke; Lindsey; Rodriguez, J 6; Rife 2; Bolaski 2; Mitchell 2; Blackburn.  
**RBI:** Blackburn (1), Bolden (7), Rodriguez, J 3 (5).  
**2-out RBI:** Bolden; Rodriguez, J 3.  
**Runners left in scoring position, 2 out:** Bolaski 2; Blackburn 2; Bolden; Rife; Rivers.  
**Team RISP:** 1-for-10.  
**Team LOB:** 11.

**BASERUNNING**

**SB:** Rife (2, 2nd base off Urlaub/Lopez, Di).  
**CS:** Bolden (2, 2nd base by Adames/Lopez, Di).

**FIELDING**

**E:** Rodriguez, J (2, pickoff), Rife (4, fielding).  
**PB:** Rodriguez, J (4).  
**DP:** (Bolaski-Rivers).

**BATTING**

**2B:** Marte, M (3, Wiedenbauer).  
**TB:** Garcia, EI; Weeks 3; Consigli, R 2; Marte, M 3; Lopez, Di; Rojas, K.  
**RBI:** Marte, M (11), Consigli, R (6), Rojas, K (5).  
**2-out RBI:** Marte, M.  
**Runners left in scoring position, 2 out:** Clime; Rojas, K 2; Santana, J; Lopez, Di; Marte, M 2.  
**Team RISP:** 3-for-13.  
**Team LOB:** 10.

AZL Angels	IP	H	R	ER	BB	SO	HR	ERA	AZL Athletics	IP	H	R	ER	BB	SO	HR	ERA
Wiedenbauer	2.2	4	2	2	3	1	0	3.24	Vail	1.0	2	0	0	0	1	0	0.00
Marshall	1.1	0	0	0	0	1	0	3.86	Adames	2.0	3	3	3	3	3	0	5.29
Mosebach	2.0	4	1	0	0	4	0	3.60	Mye	2.0	1	0	0	1	0	0	5.68
Melioris (W, 1-1)	2.0	1	0	0	1	2	0	4.76	Larsen (L, 3-1)	2.2	3	3	3	1	4	1	3.86
Cendejas (S, 1)	1.0	1	0	0	1	3	0	1.42	Urlaub	0.1	0	0	0	1	0	0	2.70
Totals	9.0	10	3	2	5	11	0	4.18	Macias	1.0	0	0	0	0	0	0	0.00
									Totals	9.0	9	6	6	6	8	1	4.50

Mosebach pitched to 1 batter in the 7th.

**WP:** Adames 3, Larsen.

**HBP:** Rivers (by Vail), Bolden (by Adames).

**Groundouts-flyouts:** Wiedenbauer 3-3, Marshall 3-0, Mosebach 0-1, Melioris 1-1, Cendejas 0-0, Vail 0-1, Adames 2-0, Mye 3-3, Larsen 1-4, Urlaub 0-1, Macias 1-2.

**Batters faced:** Wiedenbauer 14, Marshall 4, Mosebach 10, Melioris 7, Cendejas 5, Vail 6, Adames 12, Mye 8, Larsen 13, Urlaub 2, Macias 3.

**Inherited runners-scored:** Marshall 3-0, Melioris 1-0.

**Umpires:** HP: Fernando Rodriguez. 1B: Taylor Treloar. 2B: . 3B: .

**Weather:** 107 degrees, partly cloudy.

**Wind:** 7 mph, Out to LF.

**T:** 3:07

Oakland Athletics  
 Organization Leaders  
 (As of 07/11/2010 02:49 AM EDT)

BATTING TOP 10 (minimum 2.7 PA/team game)

BATTER	CLUB	AVG	G	AB	R	H	HR	RBI
Landaeta, Douglas	VAN	.333	21	81	9	27	1	8
Baisley, Jeff	SAC	.329	57	219	29	72	6	37
Green, Grant	STK	.321	81	340	59	109	8	42
Kirkland, Wade	VAN	.321	18	78	8	25	0	8
Weeks, Jemile	ATH	.306	29	111	19	34	2	13
Sogard, Eric	SAC	.302	86	318	46	96	2	40
Whitaker, John	VAN	.298	16	57	5	17	0	10
Horton, Josh	MID	.297	62	239	31	71	3	33
Parker, Stephen	STK	.297	86	320	58	95	11	52

2 others tied at .292.

PITCHING TOP 10 (minimum 0.8 IP/team game)

PITCHER	CLUB	W-L	ERA	IP	H	BB	SO
Krol, Ian	KC	6-3	2.15	83.2	65	14	62
Long, Nathan	VAN	3-0	2.22	24.1	28	6	14
Jimenez, Deyvi	VAN	1-1	2.25	28.0	22	5	16
Paez, Argenis	ATH	2-1	2.29	19.2	23	5	12
Middleton, Kyle	SAC	5-5	2.73	79.0	66	33	53
Mederos, Chris	ATH	2-3	2.92	24.2	20	7	22
Mortensen, Clay	SAC	10-2	3.57	106.0	99	33	80
Joseph, Jonathan	VAN	0-4	3.68	36.2	36	18	36
Banwart, Travis	SAC	7-6	3.76	103.0	99	39	80
Murray, Justin	MID	6-4	3.81	85.0	94	43	61

HOME RUNS

Carter, Chris	SAC	19
Spina, Michael	STK	15
Donaldson, Josh	SAC	12
Parker, Stephen	STK	11
Stassi, Max	KC	10

WINS

Mortensen, Clay	SAC	10
Hernandez, Carlos	MID	8
Banwart, Travis	SAC	7

5 others tied at 6.

RBI

Spina, Michael	STK	67
Carter, Chris	SAC	64
Donaldson, Josh	SAC	54
Parker, Stephen	STK	52
Barfield, Jeremy	STK	50

SAVES

Smyth, Paul	STK	14
Lansford, Jared	MID	12
Guzman, Jose	KC	10
Rodriguez, Henry	SAC	9

2 others tied at 6.

STOLEN BASES

Wimberly, Corey	SAC	33
House, Tyreace	KC	20
Crumbliss, Conner	KC	18
Gilbert, Archie	MID	14

2 others tied at 12.

STRIKEOUTS

Haviland, Shawn	STK	98
Marks, Justin	KC	97
Straily, Daniel	KC	91
Gilliam, Robert	KC	87
Hornbeck, Ben	STK	85

TEAM STATISTICS

TEAM BATTING	AVG	AB	R	H	HR	BB	SO	SB	CS	TEAM PITCHING	W-L	ERA	H	CG	SHO	SV	HR	BB	SO
Stockton	.266	2975	431	792	73	357	695	49	37	Vancouver	11-11	3.23	197	0	1	7	6	68	167
Sacramento	.263	3039	494	799	89	372	650	81	29	Midland	42-43	3.84	730	0	2	27	40	336	586
Midland	.259	2846	389	737	48	304	643	73	36	Kane County	41-44	4.00	695	0	2	15	46	291	738
Vancouver	.255	738	80	188	7	76	153	5	9	Sacramento	49-41	4.11	796	1	4	24	78	349	668
Kane County	.247	2865	398	707	39	375	752	87	41	AZL Athletics	7-9	4.50	141	0	0	0	10	47	159
AZL Athletics	.246	565	73	139	5	46	160	14	6	Stockton	39-48	4.74	839	1	1	18	78	331	709