




OAKLAND ATHLETICS

Minor League Report

Oakland Athletics Baseball Company • 7000 Coliseum Way • Oakland, CA 94621
510-638-4900 • Public Relations Facsimile 510-562-1633 • www.oaklandathletics.com

Monday, July 19, 2010




SACRAMENTO RIVER CATS
Triple-A – Pacific Coast League
Manager: Tony DeFrancesco

Yesterday: Loss at Salt Lake, 5-3 **Standing:** 52-43, 2nd, 3.0 GB
Today: at Colorado Springs 6:05 pm PT
Probables: TBA vs. TBA

River Cats Notables

- **IF Eric Sogard** went 3 for 4 with a double, triple and scored a run yesterday...has reached base safely in each of his past 11 games and is batting .356 (16 for 45) during that stretch.
- **OF Michael Taylor** is on a 13-game hitting streak and is batting .347 (17 for 49) over that span.
- **IF Chris Carter** is tied for second in the Pacific Coast League in extra-base hits (43), tied for third in RBI (65) and is fifth in home runs (19), runs scored (60) and walks (53).
- **RHP Kyle Middleton** ranks first in the PCL with a 2.70 ERA.



KANE COUNTY COUGARS
Single-A – Midwest League
Manager: Aaron Nieckula

Yesterday: Win vs. West Michigan, 4-3 **Standing:** 15-8, 1st, -- GB
Today: vs. West Michigan 11:00 am PT
Probables: RHP Murphy Smith (4-0, 5.48) vs. LHP Jared Wesson (2-0, 2.15)

Cougars Notables

- **LHP Ian Krol** allowed one run over five innings yesterday (2 h, 0 bb, 4 so)...ranks first in the Midwest League in WHIP (0.92), second in ERA (2.26) and third in opponents batting average (.207).
- **OF Myrio Richard** extended his hitting streak to 14 games yesterday and is batting .451 (23 for 51) over that span.
- **IF Anthony Aliotti** has hit safely in eight of his past 10 games and is hitting .390 (16 for 41) during that stretch.
- **IF Conner Crumbliss** ranks first in the ML with 78 walks.



MIDLAND ROCKHOUNDS
Double-A – Texas League
Manager: Darren Bush

Yesterday: Win vs. San Antonio, 4-2 **Standing:** 11-11, 2nd, 4.0 GB
Today: vs. Corpus Christi 5:05 pm PT
Probables: RHP Matt Wright (2-0, 3.92) vs. TBA

RockHounds Notables

- **LHP Ryan Edell** allowed two runs over seven innings yesterday (5 h, 1 bb, 7 so) to earn his fourth win.
- **IF Adrian Cardenas** has reached base safely in 27 of his past 29 games and is batting .370 (40 for 108) with 19 walks over that stretch.
- **OF Val Majewski** has reached base safely in 16 of his past 17 games and is batting .295 (18 for 61) during that stretch.
- **IF Alex Valdez** is second in the Texas League in triples (6), tied for second in runs scored (59), is fourth in total bases (150) and is fifth in hits (93).




VANCOUVER CANADIANS
Single-A (Short Season) – Northwest League
Manager: Rick Magnante

Yesterday: Loss vs. Salem-Keizer, 7-4 **Standing:** 13-17, T-2nd, 8.0 GB
Today: vs. Salem-Keizer 7:05 pm PT
Probables: RHP Deyvi Jimenez (1-2, 2.56) vs. TBA

Canadians Notables

- **OF Douglas Landaeta** went 4 for 5 with three doubles and three RBI yesterday and has now hit safely in 11 of his past 12 games .327 (17 for 52)...ranks third in the Northwest League in hits (36) and is eighth in batting average (.324).
- **IF Wade Kirkland** has six multiple-hit games over his past 10 games and is batting .400 (16 for 40) during that stretch.
- **RHP Ryan Doolittle** is fifth among NL relievers with a .127 opponents batting average.
- **RHP Deyvi Jimenez** is second in ERA (2.56) and fifth in innings pitched (31.2).




STOCKTON PORTS
Single-A – California League
Manager: Steve Scarsone

Yesterday: Loss vs. Rancho Cucamonga, 5-2 **Standing:** 13-11, 2nd, 2.0 GB
Today: vs. Rancho Cucamonga 7:05 pm PT
Probables: LHP Ben Hornbeck (2-2, 4.74) vs. LHP Patrick Corbin (5-2, 2.66)

Ports Notables

- **RHP Shawn Haviland** allowed one run and struck out 10 over seven innings yesterday...has a 2.79 ERA over his past three starts (6 er in 19.1 ip).
- **IF Michael Spina** is third in the California League in RBI (72) and is tied for fifth in home runs (17).
- **IF Stephen Parker** is tied for third in the CL in doubles (27) and ranks fourth in walks (55).



ARIZONA A'S
Rookie – Arizona League
Manager: Marcus Jensen

Yesterday: Off day **Standing:** 11-11, 2nd, 4.0 GB
Today: vs. Mariners 7:00 pm PT
Probables: TBA vs. TBA

A's Notables

- **OF Travis Buck** is 3 for 16 (.188) with four RBI and five walks through six rehab appearances with Arizona.
- **IF Jemile Weeks** is batting .273 (9 for 33) with five walks and seven runs scored in nine rehab appearances.
- **RHP Seth Frankoff** is first in the Arizona League in opponents batting average (.134), second in WHIP (0.92) and ninth in ERA (2.75).

MINOR LEAGUE TRANSACTIONS

July 14 Reinstated Jermaine Mitchell (STO) from the DL
July 15 Transferred Jose Pina from KC to STO
July 15 Transferred Ramon Soto from STO to AZ
July 15 Placed Dan Giese (SAC) on the DL with a right shoulder strain
July 15 Reinstated Anthony Recker (SAC) from the DL
July 16 Transferred Jared Lansford from MID to SAC
July 16 Reinstated Justin Friend (MID) from the DL

Salt Lake Bees (45-49) 5, Sacramento River Cats (52-43) 3
 July 18, 2010

	1	2	3	4	5	6	7	8	9	R	H	E
Sacramento	1	0	1	0	0	0	0	1	0	3	8	2
Salt Lake	1	1	0	0	3	0	0	0	x	5	14	0

Sacramento	AB	R	H	RBI	BB	SO	LOB	AVG
Sogard, 2B	4	1	3	1	1	0	0	.307
Tolleson, SS	2	0	0	0	0	0	2	.332
a-Donaldson, PH-LF	3	0	0	0	0	2	2	.242
Taylor, M, RF-CF	2	1	1	1	2	0	0	.264
Carter, DH	3	0	0	0	1	0	3	.231
McPherson, 3B	4	0	1	0	0	2	4	.259
Baisley, 1B	4	0	1	1	0	1	1	.286
Heether, LF-RF	4	0	0	0	0	0	2	.239
Price, C	4	0	0	0	0	2	1	.200
Wimberly, CF-SS	4	1	2	0	0	0	0	.275
Mortensen, P	0	0	0	0	0	0	0	.000
Ramirez, E, P	0	0	0	0	0	0	0	.000
Hernandez, F, P	0	0	0	0	0	0	0	.000
Totals	34	3	8	3	4	7	15	.262

Salt Lake	AB	R	H	RBI	BB	SO	LOB	AVG
Bourjos, CF	5	1	4	1	0	0	0	.296
Figueroa, L, DH	5	1	2	0	0	0	3	.327
Izturis, M, SS	4	1	1	0	0	0	5	.286
Evans, T, RF	1	0	0	0	0	1	0	.242
Trumbo, RF-1B	4	1	2	1	0	1	3	.279
Sutton, 3B-SS	4	0	1	2	0	0	1	.280
Conger, C	3	0	0	0	1	1	5	.262
Quinlan, 1B-3B	4	0	1	0	0	1	1	.243
Gorneault, LF	3	1	2	0	1	0	1	.198
Meyer, D, 2B	4	0	1	0	0	0	5	.256
Cabrera, D, P	0	0	0	0	0	0	0	.000
Palmer, P	0	0	0	0	0	0	0	.000
Mosebach, P	0	0	0	0	0	0	0	.000
Kohn, P	0	0	0	0	0	0	0	.000
Totals	37	5	14	4	2	4	24	.272

a-Struck out for Tolleson in the 5th.

BATTING

2B: Wimberly (9, Cabrera, D), Sogard (16, Cabrera, D).
3B: Sogard (3, Cabrera, D).
TB: Sogard 6; Taylor, M; McPherson; Baisley; Wimberly 3.
RBI: Taylor, M (51), Sogard (41), Baisley (5).
2-out RBI: Baisley.
Runners left in scoring position, 2 out: Carter; Price; McPherson 2; Heether; Donaldson.
Team RISP: 2-for-13.
Team LOB: 8.

BASERUNNING

SB: McPherson (1, 2nd base off Cabrera, D/Conger), Sogard 2 (11, 2nd base off Cabrera, D/Conger, 3rd base off Cabrera, D/Conger).
CS: Sogard (5, 2nd base by Kohn/Conger).

FIELDING

E: Wimberly (11, fielding), McPherson (3, throw).
Outfield assists: Wimberly (Bourjos at 2nd base).
DP: (Baisley-Tolleson).
Pickoffs: Price (Sutton at 3rd base).

BATTING

2B: Figueroa, L (21, Mortensen).
TB: Bourjos 4; Figueroa, L 3; Izturis, M; Trumbo 2; Sutton; Quinlan; Gorneault 2; Meyer, D.
RBI: Sutton 2 (29), Bourjos (38), Trumbo (72).
2-out RBI: Sutton.
Runners left in scoring position, 2 out: Conger; Izturis, M; Meyer, D 2; Trumbo.
Team RISP: 4-for-18.
Team LOB: 10.

BASERUNNING

SB: Bourjos (27, 2nd base off Ramirez, E/Price).
CS: Sutton (3, home by Ramirez, E/Price).
PO: Sutton (3rd base by Price).

Sacramento	IP	H	R	ER	BB	SO	HR	ERA
Mortensen (L, 10-3)	4.1	12	5	4	0	2	0	3.75
Ramirez, E	1.2	1	0	0	1	1	0	2.97
Hernandez, F	2.0	1	0	0	1	1	0	5.37
Totals	8.0	14	5	4	2	4	0	4.08

Salt Lake	IP	H	R	ER	BB	SO	HR	ERA
Cabrera, D	4.2	4	2	2	4	3	0	10.13
Palmer (W, 1-0)	2.1	0	0	0	0	3	0	0.00
Mosebach (H, 1)	1.0	2	1	1	0	0	0	9.00
Kohn (S, 8)	1.0	2	0	0	0	1	0	1.85
Totals	9.0	8	3	3	4	7	0	5.26

WP: Mosebach 2.

Pitches-strikes: Mortensen 82-56, Ramirez, E 23-15, Hernandez, F 22-13, Cabrera, D 93-57, Palmer 26-18, Mosebach 14-9, Kohn 12-9.

Groundouts-flyouts: Mortensen 1-6, Ramirez, E 2-1, Hernandez, F 2-2, Cabrera, D 5-5, Palmer 2-1, Mosebach 2-1, Kohn 0-1.

Batters faced: Mortensen 25, Ramirez, E 6, Hernandez, F 8, Cabrera, D 22, Palmer 7, Mosebach 5, Kohn 4.

Inherited runners-scored: Ramirez, E 2-0, Palmer 3-0.

Umpires: HP: Clint Fagan. 1B: John Brammer. 2B: . 3B: Mike Jarboe.

Weather: 98 degrees, partly cloudy.

Wind: 5 mph, Out to LF.

T: 2:55.

Att: 4,409.

Choose a highlighted category to sort. NOTE: Rate stats do not use qualifiers.

		GI ---GAMES BY POSITION---																													
		AVG	G	AB	R	H	2B	3B	HR	RBI	TB	BB	IBB	SO	SB	CS	OBP	SLG	OPS	SF	SAC	HBP	DP	1B	2B	3B	SS	OF	C	E	
	Batters																														
	Baisley, Jeff	.286	11	42	8	12	2	0	2	5	20	5	2	13	1	0	.400	.476	.876	0	3	1	2	0	8	0	0	0	0		
	Carter, Chris	.231	92	346	60	80	22	2	19	65	163	53	1	108	1	0	.339	.471	.810	5	0	6	7	87	0	0	0	8	0	11	
	Donaldson, Josh	.242	69	236	41	57	12	1	13	55	110	38	1	59	3	1	.340	.466	.807	7	0	1	10	1	0	7	0	1	52	9	
	Heether, Adam	.229	35	109	20	25	6	0	1	12	34	23	0	23	3	2	.368	.312	.680	2	0	2	2	0	0	14	0	22	0	1	
T	Heether, Adam	.239	85	293	50	70	13	1	10	40	115	46	1	58	5	3	.352	.392	.745	5	0	8	6	0	0	64	0	22	0	7	
*	McPherson, Dallas	.259	45	174	24	45	8	2	8	35	81	14	1	52	1	0	.316	.466	.781	1	0	1	3	5	0	18	0	0	0	3	
	Price, Jared	.200	5	15	1	3	1	0	1	4	7	2	0	6	0	0	.300	.467	.767	2	0	1	0	0	0	0	0	0	0	5	1
	Recker, Anthony	.226	42	133	15	30	7	1	4	19	51	12	0	36	0	0	.286	.383	.669	2	0	0	2	0	0	0	0	0	34	4	
*	Sogard, Eric	.307	91	339	49	104	16	3	2	41	132	44	1	37	11	5	.388	.389	.777	2	1	2	4	0	73	14	0	0	0	9	
	Taylor, Michael	.264	78	284	46	75	16	5	4	51	113	31	1	58	9	4	.341	.398	.739	2	0	3	10	0	0	0	0	75	0	6	
	Tolleson, Steven	.332	61	214	43	71	14	2	7	33	110	29	0	35	6	2	.418	.514	.932	2	4	4	4	0	3	13	38	6	0	15	
#	Wimberly, Corey	.275	90	349	56	96	9	3	2	31	117	31	1	41	34	12	.353	.335	.688	2	11	12	9	0	7	8	22	61	0	11	
	Other	.251	281	974	150	244	52	6	29	134	395	107	6	215	19	6	.329	.406	.735	1	5	8	19								
	Team Total	.262	95	3221	514	844	166	25	92	486	1336	389	14	687	88	32	.347	.415	.761	28	21	43	71							102	
	Pitchers		W	L	ERA	G	GS	CG	SHO	SV	SVO	IP	H	R	ER	HR	HB	BB	IBB	SO	BK	WP	GO/AO	DP	WHIP	AVG	AB	TBF	SF	GF	HLD
	Banwart, Travis	2	1	6.46	5	4	0	0	0	0	0	23.2	31	18	17	4	0	8	0	25	0	1	0.91	0	1.65	.316	98	108	1	0	0
	Benacka, Michael	4	2	4.08	22	0	0	0	1	3	3	28.2	16	14	13	4	1	19	0	38	0	5	1.42	2	1.22	.167	96	119	1	6	2
*	Blackley, Travis	1	1	1.63	7	4	0	0	0	0	0	27.2	23	5	5	2	2	13	0	30	0	0	0.59	0	1.30	.223	103	119	1	0	0
	Bonser, Boof	0	1	6.55	3	3	0	0	0	0	0	11.0	12	10	8	2	0	5	0	7	0	0	2.83	0	1.55	.279	43	48	0	0	0
*	DiNardo, Lenny	2	5	3.52	9	9	1	0	0	0	0	46.0	56	27	18	5	3	14	1	28	0	1	1.56	8	1.52	.303	185	203	0	0	0
	Giese, Dan	0	0	1.74	8	0	0	0	0	0	0	10.1	9	2	2	2	0	2	0	4	0	0	0.63	0	1.06	.225	40	42	0	1	1
	Godfrey, Graham	3	7	5.03	19	16	0	0	0	0	0	96.2	89	64	54	8	8	48	3	78	0	3	0.66	6	1.42	.248	359	427	7	1	0
*	Halama, John	4	1	5.90	10	10	0	0	0	0	0	58.0	77	42	38	10	0	17	2	22	0	1	1.77	12	1.62	.333	231	252	1	0	0
	Hernandez, Fernando	2	6	5.37	28	4	0	0	2	3	3	52.0	61	42	31	6	5	18	0	43	0	4	1.02	1	1.52	.286	213	243	3	12	1
	Hunton, Jon	5	2	3.05	33	0	0	0	0	0	2	44.1	45	18	15	4	0	16	2	28	0	1	0.70	3	1.38	.260	173	191	2	8	5
*	Kilby, Brad	0	0	5.54	12	0	0	0	0	0	0	13.0	18	8	8	0	1	6	0	18	0	0	0.43	0	1.85	.327	55	63	0	3	2
	Lansford, Jared	1	0	0.00	1	0	0	0	0	0	0	1.0	1	0	0	0	0	1	0	1	0	0	1.00	0	2.00	.250	4	5	0	0	0
	McBeth, Marcus	0	1	6.46	14	0	0	0	0	0	2	15.1	18	14	11	2	0	16	1	14	0	2	0.68	2	2.22	.290	62	80	2	5	3
	Middleton, Kyle	5	5	2.70	19	10	0	0	1	1	1	83.1	73	36	25	5	2	33	1	57	0	3	0.99	10	1.27	.240	304	343	0	4	1
	Mortensen, Clay	10	3	3.75	17	17	0	0	0	0	0	110.1	111	57	46	10	1	33	1	82	0	9	1.99	17	1.31	.266	417	458	4	0	0
	Ramirez, Edwar	3	1	2.97	22	0	0	0	0	0	0	30.1	24	10	10	2	0	15	3	22	0	2	0.86	1	1.29	.222	108	127	1	6	4
	Rodriguez, Henry	0	2	1.69	20	0	0	0	0	11	13	21.1	10	8	4	1	0	9	1	31	0	5	1.06	0	0.89	.133	75	86	1	17	1
	Ross, Tyson	0	1	6.35	2	2	0	0	0	0	0	5.2	6	4	4	0	0	4	0	8	0	0	8.00	0	1.76	.273	22	27	0	0	0
	Other	10	4	4.34	97	16	0	0	11	14	14	168.0	167	98	81	14	10	88	3	170	3	8	0.92	7	1.52	.257	649	756	7	31	10
	Team Total	52	43	4.08	95	95	1	4	26	38	38	846.2	847	477	384	81	33	365	18	706	3	45	1.06	69	1.43	.262	3237	3697	31	94	30

KEY: * - lefthanded hitter/pitcher, # - switch hitter

Midland RockHounds (46-46) 4, San Antonio Missions (44-48) 2
July 18, 2010

	1	2	3	4	5	6	7	8	9	R	H	E
San Antonio	0	0	0	0	0	0	2	0	0	2	7	0
Midland	0	0	0	0	0	4	0	0	x	4	9	0

San Antonio	AB	R	H	RBI	BB	SO	LOB	AVG	Midland	AB	R	H	RBI	BB	SO	LOB	AVG
Berry, LF	3	0	1	0	1	0	0	.100	Gilbert, LF	4	0	1	0	0	0	0	.265
Tekotte, CF	4	0	1	0	0	1	2	.262	Horton, SS	4	1	1	0	0	0	1	.279
Forsythe, 2B	4	0	0	0	0	2	2	.271	Cardenas, 2B	4	1	2	0	0	0	1	.370
Darnell, 3B	4	1	1	0	0	0	1	.246	Majewski, V, DH	2	1	1	2	2	0	1	.276
Clark, DH	4	0	0	0	0	2	1	.242	Brown, C, CF	4	1	2	1	0	2	1	.342
Martinez, Lu, C	4	0	3	0	0	1	0	.276	Valdez, A, 3B	4	0	1	1	0	0	3	.270
Parrino, SS	4	1	0	0	0	2	4	.240	Peterson, S, 1B	3	0	1	0	0	0	1	.242
Canham, 1B	3	0	1	2	1	0	0	.210	Sulentic, RF	3	0	0	0	0	0	2	.266
Chalk, RF	4	0	0	0	0	0	3	.205	Paramore, C	3	0	0	0	0	1	1	.247
Castro, S, P	0	0	0	0	0	0	0	.000	Edell, P	0	0	0	0	0	0	0	.000
Oland, P	0	0	0	0	0	0	0	.000	Souza, P	0	0	0	0	0	0	0	.000
Lara, A, P	0	0	0	0	0	0	0	.000	Totals	31	4	9	4	2	3	11	.264
Totals	34	2	7	2	2	8	13	.241									

BATTING

2B: Canham (9, Edell), Martinez, Lu (12, Souza).
TB: Berry; Tekotte; Darnell; Martinez, Lu 4; Canham 2.
RBI: Canham 2 (23).
2-out RBI: Canham 2.
Runners left in scoring position, 2 out: Chalk 2; Darnell.
Team RISP: 1-for-7.
Team LOB: 7.

BASERUNNING

SB: Berry (1, 2nd base off Souza/Paramore).

FIELDING

DP: 2 (Parrino-Forsythe-Canham, Forsythe-Canham).

San Antonio	IP	H	R	ER	BB	SO	HR	ERA	Midland	IP	H	R	ER	BB	SO	HR	ERA
Castro, S (L, 5-3)	5.1	8	4	4	1	2	0	2.98	Edell (W, 4-3)	7.0	5	2	2	1	7	0	3.34
Oland	1.2	1	0	0	0	0	0	3.75	Souza (S, 3)	2.0	2	0	0	1	1	0	3.63
Lara, A	1.0	0	0	0	1	1	0	3.70	Totals	9.0	7	2	2	2	8	0	4.09
Totals	8.0	9	4	4	2	3	0	3.24									

Pitches-strikes: Castro, S 79-55, Oland 22-14, Lara, A 10-6, Edell 98-73, Souza 36-24.

Groundouts-flyouts: Castro, S 7-6, Oland 5-0, Lara, A 0-0, Edell 10-4, Souza 2-2.

Batters faced: Castro, S 24, Oland 6, Lara, A 3, Edell 27, Souza 9.

Inherited runners-scored: Oland 1-0.

Umpires: HP: Kellen Levy. 1B: Brad Myers. 2B: . 3B: Seth Buckminster.

Weather: 95 degrees, clear.

Wind: 20 mph, R to L.

T: 2:26.

Att: 3,405.

Choose a highlighted category to sort. NOTE: Rate stats do not use qualifiers.

		GI ---GAMES BY POSITION---																												
<u>BATTERS</u>		AVG	G	AB	R	H	2B	3B	HR	RBI	TB	BB	IBB	SO	SB	CS	OBP	SLG	OPS	SF	SAC	HBP	DP	1B	2B	3B	SS	OF	C	E
1	Affronti, Michael	.231	4	13	0	3	0	0	0	0	3	0	0	5	0	1	.286	.231	.516	0	0	1	0	0	0	0	4	0	0	0
	Baisley, Jeff	.325	51	197	23	64	19	1	4	34	97	19	1	53	3	2	.384	.492	.876	5	0	3	2	27	0	19	0	0	0	3
*	Brown, Corey	.342	50	193	39	66	8	3	6	27	98	22	0	51	11	0	.407	.508	.915	1	0	0	4	0	0	0	0	45	0	4
*	Cardenas, Adrian	.370	30	108	23	40	10	0	3	19	59	19	1	10	2	4	.459	.546	1.006	5	0	3	4	0	10	17	0	0	0	6
	Carter, Yusuf	.206	41	131	13	27	5	1	1	8	37	12	1	37	4	0	.271	.282	.553	1	0	0	5	4	0	0	0	1	34	4
	Chen, Yung Chi	.168	28	101	11	17	5	2	0	9	26	7	0	14	0	0	.218	.257	.476	2	1	0	3	0	4	1	21	0	0	4
	Gilbert, Archie	.265	80	302	45	80	25	0	9	39	132	37	0	45	15	9	.353	.437	.790	2	1	5	5	0	0	0	0	71	0	2
*	Holt, J.C.	.243	37	152	21	37	3	1	2	14	48	8	0	33	7	0	.284	.316	.600	1	2	1	6	0	30	0	0	0	0	6
*	Horton, Josh	.279	61	240	32	67	10	3	2	30	89	21	1	30	2	2	.336	.371	.707	3	0	1	6	0	0	0	60	0	0	8
	Kleen, Steve	.197	39	132	13	26	6	0	4	20	44	14	1	33	1	1	.289	.333	.623	2	0	4	5	34	0	1	0	1	0	3
*	Maiewski, Val	.276	36	134	17	37	8	0	5	26	60	15	0	32	3	1	.344	.448	.792	2	0	0	5	0	0	0	0	26	0	0
*	Mitchell, Jermaine	.234	30	94	12	22	1	3	0	8	29	15	0	31	2	6	.342	.309	.651	1	0	1	1	0	0	0	0	20	0	3
*	Napoleon, Dusty	.200	4	10	0	2	1	0	0	0	3	3	0	0	0	0	.385	.300	.685	0	0	0	1	0	0	0	0	0	4	1
	Ortiz, Gabriel	.238	23	80	7	19	4	0	1	12	26	3	0	22	1	1	.271	.325	.596	1	0	1	4	1	0	0	0	0	23	2
#	Paramore, Petey	.247	26	81	7	20	3	0	2	7	29	14	1	18	0	0	.365	.358	.723	0	0	1	5	0	0	0	0	0	26	2
*	Peterson, Shane	.242	82	297	37	72	12	0	4	38	96	31	0	68	8	2	.328	.323	.652	4	0	9	6	22	0	0	0	51	0	2
	Recker, Anthony	.211	11	38	8	8	1	0	1	3	12	7	0	12	1	0	.362	.316	.677	0	0	2	0	1	0	0	0	0	9	0
	Richard, Michael	.185	9	27	1	5	0	0	0	2	5	4	0	6	1	0	.290	.185	.476	0	0	0	0	0	4	0	3	0	0	3
*	Sulentic, Matthew	.266	80	286	36	76	10	2	1	29	93	33	1	78	6	5	.343	.325	.668	3	3	2	7	0	0	0	0	62	0	3
#	Thomas, David	.333	1	3	1	1	1	0	0	2	2	0	0	1	0	0	.333	.667	1.000	0	0	0	0	0	0	0	0	1	0	0
#	Valdez, Alex	.270	87	345	59	93	18	6	9	47	150	30	1	78	6	0	.335	.435	.770	2	0	5	8	0	21	57	4	0	0	14
#	Weeks, Jemile	.304	26	102	18	31	7	3	2	13	50	8	0	19	5	4	.368	.490	.859	1	0	3	0	0	26	0	0	0	0	4
	Whitney, Matthew	.095	6	21	1	2	0	0	0	1	2	4	1	8	0	0	.231	.095	.326	1	0	0	1	6	0	0	0	0	0	1
	Team Total	.264	92	3087	424	815	157	25	56	388	1190	326	9	684	78	38	.339	.385	.724	37	7	42	78							84
<u>PITCHERS</u>		W	L	ERA	G	GS	CG	SHO	SV	SVO	IP	H	R	ER	HR	HB	BB	IBB	SO	BK	WP	GO/AO	DP	WHIP	AVG	AB	TBF	SF	GF	HLD
	Banwart, Travis	5	5	2.92	14	14	0	0	0	0	83.1	71	36	27	7	3	31	0	59	0	4	1.02	5	1.22	.231	308	344	1	0	0
*	Capra, Anthony	5	7	4.01	18	18	0	0	0	0	85.1	71	43	38	7	5	56	0	79	0	7	1.13	9	1.49	.230	309	378	3	0	0
	De Los Santos, Fautino	0	1	5.93	9	0	0	0	0	0	13.2	15	9	9	1	2	6	0	23	0	0	1.57	0	1.54	.273	55	64	0	2	0
*	Edell, Ryan	4	3	3.34	12	11	0	0	0	0	64.2	71	25	24	3	1	11	0	47	0	3	1.21	6	1.27	.277	256	271	0	0	0
*	Figueroa, Pedro	1	6	5.30	13	13	0	0	0	0	71.1	84	45	42	6	2	29	1	57	5	4	1.39	3	1.58	.295	285	319	2	0	0
	Friend, Justin	1	1	3.58	18	1	0	0	0	2	32.2	39	19	13	0	1	21	1	26	0	2	1.13	3	1.84	.305	128	153	2	3	3
*	Gordon, Derrick	2	2	5.73	27	0	0	0	1	1	44.0	42	31	28	4	3	23	1	35	0	6	1.21	3	1.48	.253	166	198	2	4	4
*	Hernandez, Carlos	8	2	4.83	17	16	0	0	0	0	82.0	91	46	44	3	1	38	0	58	0	3	1.41	6	1.57	.283	321	364	2	1	0
	Holt, J.C.	1	0	15.43	2	0	0	0	0	0	2.1	4	4	4	0	0	2	0	0	0	0	1.33	0	2.57	.333	12	14	0	0	0
*	Hornbeck, Ben	2	3	5.87	8	7	0	0	1	1	38.1	43	27	25	3	3	19	0	26	0	7	2.71	9	1.62	.289	149	173	2	1	0
	James, Justin	1	0	2.29	12	0	0	0	1	3	19.2	11	5	5	1	0	7	2	21	0	0	2.45	1	0.92	.157	70	77	0	5	3
	Lansford, Jared	4	1	2.43	30	0	0	0	12	12	37.0	31	11	10	0	2	19	0	29	0	2	2.43	9	1.35	.242	128	152	0	24	2
	Leon, Arnold	0	0	6.23	3	0	0	0	0	0	4.1	6	3	3	1	0	3	0	1	0	2	1.20	0	2.08	.333	18	22	0	0	0
	Lyman, Jeff	0	2	10.13	3	3	0	0	0	0	5.1	6	7	6	0	0	5	0	6	0	3	1.50	1	2.06	.273	22	27	0	0	0
*	Maiewski, Val	0	0	0.00	1	0	0	0	1	1	1.0	1	0	0	0	0	0	0	1	0	0	0.00	0	1.00	.250	4	4	0	1	0
	Murray, Justin	0	1	4.32	4	3	0	0	0	0	16.2	21	10	8	0	0	11	0	7	0	1	1.67	2	1.92	.313	67	79	0	0	1
	Ortiz, Gabriel	0	0	0.00	2	0	0	0	0	0	1.2	0	0	0	0	0	3	0	0	0	0	0.25	0	1.80	.000	5	8	0	2	0
	Ray, Jason	3	3	2.81	22	0	0	0	0	1	32.0	30	15	10	2	1	18	1	16	0	10	1.08	3	1.50	.248	121	144	4	5	3
	Sattler, Daniel	0	0	4.64	14	0	0	0	0	0	21.1	17	11	11	1	2	12	1	16	0	2	1.19	1	1.36	.221	77	93	0	8	3
	Souza, Justin	2	2	3.63	23	0	0	0	3	3	34.2	32	16	14	1	0	18	2	36	0	3	0.57	3	1.44	.241	133	153	1	8	4
	Storey, Mickey	2	3	4.50	25	1	0	0	3	5	44.0	37	25	22	4	3	13	2	39	1	3	1.14	3	1.14	.231	160	183	5	10	6
	Vaughan, Beau	1	3	1.95	24	0	0	0	6	8	32.1	30	12	7	0	1	6	2	29	0	1	1.00	1	1.11	.238	126	138	3	14	3
	Wagner, Neil	2	1	3.86	15	0	0	0	0	2	23.1	27	15	10	0	0	18	3	23	0	1	2.14	4	1.93	.284	95	113	0	4	1
	Wright, Matt	2	0	3.92	5	5	0	0	0	0	20.2	25	10	9	5	0	3	0	13	0	2	1.13	3	1.35	.298	84	89	1	0	0
	Team Total	46	46	4.09	92	92	0	2	28	39	811.2	805	425	369	49	30	372	16	647	6	66	1.28	75	1.45	.260	3099	3560	28	92	33

KEY: * - lefthanded hitter/pitcher, # - switch hitter

Rancho Cucamonga Quakes (53-41) 5, Stockton Ports (44-50) 2
July 18, 2010

	1	2	3	4	5	6	7	8	9	R	H	E
Rancho Cucamonga	0	0	1	0	0	0	0	4	0	5	9	0
Stockton	1	1	0	0	0	0	0	0	0	2	5	1

Rancho Cucamonga	AB	R	H	RBI	BB	SO	LOB	AVG
Trout, CF	3	2	1	1	2	1	1	.222
Rosario, A, C	5	1	2	0	0	1	2	.438
Jimenez, Lu, 3B	5	0	1	0	0	1	3	.269
Jacobo, 1B	4	1	0	0	0	2	3	.293
Fuller, C, DH	3	1	0	0	0	2	1	.329
Castillo, A, RF	4	0	2	1	0	2	1	.251
Ramos, K, 2B	3	0	1	2	0	0	2	.156
Campos, SS	4	0	1	0	0	2	2	.269
Kiniry, LF	4	0	1	0	0	2	3	.270
Arenas, P	0	0	0	0	0	0	0	.000
Perez, Jo, P	0	0	0	0	0	0	0	.000
McKiernan, P	0	0	0	0	0	0	0	.000
Totals	35	5	9	4	2	13	18	.276

Stockton	AB	R	H	RBI	BB	SO	LOB	AVG
Mitchell, J, DH	3	1	1	0	1	1	0	.314
Green, SS	4	0	2	0	0	1	1	.322
Parker, S, 3B	4	0	0	0	0	0	3	.295
Spina, 1B	4	0	0	0	0	2	1	.259
Carter, Y, C	3	1	1	1	0	2	0	.379
Johnson, T, RF	3	0	0	0	0	0	0	.228
Ladendorf, 2B	3	0	1	0	0	1	0	.284
Thomas, Dav, CF	3	0	0	0	0	1	1	.239
Walton, LF	3	0	0	0	0	3	0	.243
Haviland, P	0	0	0	0	0	0	0	.000
Barham, P	0	0	0	0	0	0	0	.000
Smyth, P	0	0	0	0	0	0	0	.000
Hodsdon, P	0	0	0	0	0	0	0	.000
Totals	30	2	5	1	1	11	6	.269

BATTING

HR: Trout (1, 3rd inning off Haviland, 0 on, 2 out).
 TB: Trout 4; Rosario, A 2; Jimenez, Lu; Castillo, A 2; Ramos, K; Campos; Kiniry.
 RBI: Trout (1), Castillo, A (47), Ramos, K 2 (2).
 2-out RBI: Trout; Castillo, A; Ramos, K 2.
 Runners left in scoring position, 2 out: Ramos, K; Jacobo; Kiniry 2.
 Team RISP: 3-for-10.
 Team LOB: 8.

BASERUNNING

SB: Rosario, A (2, 2nd base off Smyth/Carter, Y).
 CS: Trout (1, 2nd base by Haviland/Carter, Y).

FIELDING

Pickoffs: Rosario, A (Mitchell, J at 1st base).

BATTING

2B: Ladendorf (19, Arenas), Green (24, Arenas).
 HR: Carter, Y (6, 2nd inning off Arenas, 0 on, 0 out).
 TB: Mitchell, J; Green 3; Carter, Y 4; Ladendorf 2.
 RBI: Carter, Y (14).
 Runners left in scoring position, 2 out: Spina.
 Team RISP: 0-for-4.
 Team LOB: 2.

BASERUNNING

SB: Mitchell, J (10, 3rd base off Arenas/Rosario, A).
 CS: Thomas, Dav (3, 2nd base by Arenas/Rosario, A), Mitchell, J (8, 2nd base by Arenas/Rosario, A).
 PO: Mitchell, J (1st base by Rosario, A).

FIELDING

E: Carter, Y (2, pickoff).
 DP: (Spina).

Rancho Cucamonga	IP	H	R	ER	BB	SO	HR	ERA
Arenas	6.0	5	2	2	1	5	1	5.33
Perez, Jo (W, 1-1)	2.0	0	0	0	0	5	0	3.83
McKiernan (S, 19)	1.0	0	0	0	0	1	0	2.97
Totals	9.0	5	2	2	1	11	1	4.27

Stockton	IP	H	R	ER	BB	SO	HR	ERA
Haviland	7.0	4	1	1	1	10	1	3.89
Barham (H, 11)	0.1	0	0	0	0	1	0	1.47
Smyth (BS, 8)(L, 3-4)	0.2	4	4	4	1	1	0	2.44
Hodsdon	1.0	1	0	0	0	1	0	6.34
Totals	9.0	9	5	5	2	13	1	4.75

WP: Arenas, Smyth.

HBP: Jacobo (by Haviland), Ramos, K (by Haviland), Fuller, C (by Smyth).

Groundouts-flyouts: Arenas 8-3, Perez, Jo 0-0, McKiernan 1-1, Haviland 2-6, Barham 0-0, Smyth 0-2, Hodsdon 1-1.

Batters faced: Arenas 22, Perez, Jo 6, McKiernan 3, Haviland 26, Barham 1, Smyth 9, Hodsdon 4.

Umpires: HP: Charles Billington. 1B: Justin Sassaman. 2B: . 3B: .

Weather: 100 degrees, clear.

Wind: 12 mph, Out to LF.

T: 2:46.

Att: 1,908.

Choose a highlighted category to sort. NOTE: Rate stats do not use qualifiers.

GI ---GAMES BY POSITION---

BATTERS	AVG	G	AB	R	H	2B	3B	HR	RBI	TB	BB	IBB	SO	SB	CS	OBP	SLG	OPS	SF	SAC	HBP	DP	1B	2B	3B	SS	OF	C	E	
Barfield, Jeremy	.259	92	351	48	91	15	0	9	54	133	39	1	58	1	1	.328	.379	.707	8	1	1	17	0	0	0	0	90	0	7	
Carter, Yusuf	.379	7	29	9	11	1	0	6	14	30	1	0	8	1	0	.400	1.034	1.434	0	0	0	0	0	0	0	0	1	6	2	
Castillo, Gernaldo	.176	5	17	1	3	0	0	0	0	3	2	0	3	0	0	.263	.176	.440	0	0	0	0	5	0	0	0	0	0	1	
* Christian, Jason	.162	12	37	5	6	0	0	0	2	6	7	0	10	1	1	.295	.162	.458	0	0	0	1	0	10	0	0	0	0	1	
* Crisotomo, Jose	.192	9	26	1	5	0	0	0	2	5	1	0	4	0	1	.222	.192	.415	0	0	0	1	0	0	0	0	8	0	0	
# Crisp, Coco	.833	2	6	2	5	0	1	1	3	10	1	0	0	0	0	.857	1.667	2.524	0	0	0	0	0	0	0	0	2	0	0	
Ellis, Mark	.200	2	5	0	1	0	0	0	1	1	1	0	0	0	0	.286	.200	.486	1	0	0	0	2	0	0	0	0	0	0	
Green, Grant	.322	86	360	63	116	24	5	9	47	177	26	2	85	5	5	.370	.492	.862	6	2	5	7	0	1	0	71	0	25		
* Horton, Josh	.467	8	30	5	14	5	1	2	6	27	1	0	5	0	1	.484	.900	1.384	0	0	0	0	4	0	1	0	0	0	0	
* Johnson, Todd	.228	53	202	27	46	7	2	5	24	72	15	1	42	4	3	.282	.356	.638	2	0	1	6	0	0	0	0	45	0	1	
Ka'aihue, Kala	.167	23	66	11	11	4	0	3	12	24	20	1	19	2	0	.371	.364	.734	1	0	2	2	8	0	0	0	6	0	1	
# Keough, Shane	.223	67	251	31	56	12	2	2	27	78	21	0	78	8	7	.291	.311	.602	2	2	4	3	0	0	0	0	58	0	5	
Ladendorf, Tyler	.284	80	310	38	88	19	3	2	25	119	15	0	67	13	3	.320	.384	.704	3	1	3	8	0	53	1	20	8	0	11	
Lopez, Diomedes	.667	1	3	0	2	0	0	0	0	2	1	0	1	0	0	.750	.667	1.417	0	0	0	0	0	0	0	0	0	1	1	
* Mitchell, Jermaine	.314	45	175	38	55	12	3	5	15	88	31	0	48	10	8	.423	.503	.926	0	0	2	0	0	0	0	0	42	0	3	
* Napoleon, Dusty	.000	6	13	0	0	0	0	0	1	0	4	0	8	0	0	.278	.000	.278	0	0	1	1	4	0	0	0	0	0	0	0
Ortiz, Ryan	.286	52	168	30	48	12	1	7	32	83	31	0	41	1	0	.398	.494	.892	1	1	1	3	2	0	0	0	0	48	7	
# Paramore, Petey	.255	46	149	18	38	7	0	3	23	54	34	1	37	0	1	.391	.362	.754	1	0	0	2	1	0	0	0	0	36	2	
* Parker, Stephen	.295	93	349	65	103	27	2	12	59	170	55	1	66	3	1	.395	.487	.882	7	0	7	12	1	1	88	0	0	0	20	
Pinckney, Brandon	.250	8	24	3	6	0	0	1	5	9	3	0	4	0	0	.321	.375	.696	1	1	0	0	0	8	0	0	0	0	1	
Richard, Michael	.214	33	98	13	21	3	0	0	5	24	11	0	21	2	5	.304	.245	.548	1	1	2	4	0	18	0	5	0	0	6	
Soto, Ramon	.231	4	13	1	3	1	0	0	1	4	0	0	5	0	1	.286	.308	.593	0	0	1	0	0	0	0	0	0	4	2	
Spina, Michael	.259	90	355	47	92	18	1	17	72	163	39	0	102	0	0	.337	.459	.796	3	0	4	9	75	2	4	0	0	0	13	
# Thomas, David	.239	31	109	20	26	6	2	1	15	39	8	0	19	5	3	.311	.358	.669	1	1	4	0	0	0	0	0	27	0	2	
Walton, Kent	.243	11	37	3	9	2	0	0	3	11	0	0	11	1	0	.237	.297	.534	1	1	0	0	0	0	0	0	5	0	0	
Whitney, Matthew	.279	12	43	6	12	2	1	3	7	25	5	0	7	0	0	.380	.581	.961	0	0	2	2	6	0	2	0	0	0	3	
Team Total	.269	94	3229	485	868	177	24	88	455	1357	373	7	750	57	41	.348	.420	.768	39	11	40	78							132	
PITCHERS																														
* Barham, Trey	3	1	1.47	40	0	0	0	0	4	49.0	39	16	8	0	2	14	1	38	0	0	2.18	5	1.08	.219	178	198	3	7	11	
* Braden, Dallas	0	0	6.75	1	1	0	0	0	0	4.0	7	3	3	2	0	1	0	4	0	0	0.00	0	2.00	.333	21	22	0	0	0	
Carignan, Andrew	2	2	5.52	26	0	0	0	0	2	29.1	26	25	18	2	3	30	0	38	0	6	2.13	3	1.91	.236	110	144	0	9	1	
Deal, Scott	1	4	3.43	25	1	0	0	0	1	44.2	47	22	17	4	6	15	2	26	2	4	1.28	7	1.39	.267	176	200	1	4	2	
De Los Santos, Fautino	1	0	2.30	12	0	0	0	1	1	15.2	13	4	4	0	0	3	0	22	0	0	1.44	0	1.02	.224	58	61	0	7	1	
Haviland, Shawn	6	6	3.89	19	19	0	0	0	0	104.0	117	57	45	10	11	23	0	112	1	8	0.81	7	1.35	.285	411	450	4	0	0	
Hodsdon, Scott	1	1	6.34	30	0	0	0	0	1	44.0	60	47	31	2	4	25	1	33	1	5	1.72	5	1.93	.316	190	224	2	7	3	
* Hornbeck, Ben	2	2	4.74	11	11	0	0	0	0	57.0	66	35	30	12	6	25	0	66	1	7	1.63	6	1.60	.289	228	261	1	0	0	
Hunter, Brett	2	0	6.46	21	0	0	0	0	1	23.2	26	17	17	4	0	19	1	39	0	4	0.88	3	1.90	.286	91	112	2	5	4	
Madsen, Michael	1	4	5.00	6	6	0	0	0	0	27.0	30	19	15	2	3	8	0	32	0	2	0.77	1	1.41	.275	109	122	2	0	0	
McDaniel, Dan	0	0	10.38	4	0	0	0	0	0	4.1	4	5	5	1	0	6	0	6	0	0	6.00	0	2.31	.235	17	23	0	3	0	
Murray, Justin	6	3	4.06	15	12	1	0	0	1	71.0	78	33	32	7	1	34	1	57	0	3	1.20	5	1.58	.282	277	316	2	0	0	
* Osequera, Paul	2	4	6.16	7	7	0	0	0	0	38.0	49	29	26	2	6	16	0	37	0	0	0.90	3	1.71	.316	155	183	6	0	0	
Pina, Jose	1	1	7.71	15	0	0	0	0	0	21.0	23	19	18	6	2	10	0	19	0	4	0.56	0	1.57	.277	83	98	2	4	4	
* Ramirez, Anivoris	0	6	7.94	8	8	0	0	0	0	39.2	54	35	35	6	2	14	1	17	0	1	1.39	4	1.71	.329	164	185	3	0	0	
Sattler, Daniel	0	1	2.35	8	0	0	0	2	3	7.2	5	2	2	0	1	3	0	8	0	0	2.50	1	1.04	.192	26	30	0	7	0	
* Sewell, Lance	6	0	2.11	30	0	0	0	0	0	38.1	28	12	9	5	2	11	0	34	0	3	0.52	2	1.02	.200	140	156	1	8	4	
Smalley, Kenny	3	6	6.46	18	12	0	0	0	0	76.2	85	57	55	13	0	41	0	64	0	7	0.94	5	1.64	.282	301	347	2	1	1	
Smith, Murphy	3	5	6.19	10	9	0	0	0	0	48.0	72	38	33	4	3	12	1	34	0	6	1.19	4	1.75	.350	206	227	3	0	0	
Smith, Paul	3	4	2.44	38	0	0	0	15	23	55.1	37	20	15	2	1	14	2	62	0	5	1.46	0	0.92	.185	200	219	0	27	1	
Thomas, Daniel	0	0	8.71	9	0	0	0	1	2	10.1	7	11	10	0	2	13	1	13	0	3	0.78	0	1.94	.189	37	52	0	4	2	
Tomko, Brett	0	0	7.56	2	2	0	0	0	0	8.1	12	7	7	2	0	2	0	7	0	0	0.50	0	1.68	.324	37	39	0	0	0	
* Williamson, Fabian	1	0	5.17	4	4	0	0	0	0	15.2	15	9	9	1	2	11	0	16	0	1	0.88	1	1.66	.250	60	74	0	0	0	
Wuert, Michael	0	0	0.00	2	2	0	0	0	0	3.0	3	0	0	0	0	0	0	3	0	0	0.20	0	1.00	.250	12	12	0	0	0	
Team Total	44	50	4.76	94	94	1	1	19	39	835.2	903	522	442	87	57	350	11	787	5	69	1.12	62	1.50	.275	3287	3755	34	93	34	

KEY: * - lefthanded hitter/pitcher, # - switch hitter

Kane County Cougars (47-45) 4, West Michigan Whitecaps (33-59) 3
July 18, 2010

	1	2	3	4	5	6	7	8	9	R	H	E
West Michigan	1	0	0	0	0	1	0	0	1	3	6	0
Kane County	0	0	0	0	2	0	1	1	x	4	11	1

West Michigan	AB	R	H	RBI	BB	SO	LOB	AVG	Kane County	AB	R	H	RBI	BB	SO	LOB	AVG
Johnson, J, CF	5	0	0	0	0	2	2	.295	Crumbliss, 2B	3	0	2	0	1	0	0	.256
Perez, He, SS	4	0	0	0	0	1	0	.224	Crisotomo, RF	4	0	0	0	0	0	3	.222
Jones, Co, 2B	2	1	0	0	1	2	0	.381	Richard, M, CF	4	1	2	0	0	1	1	.305
Gaynor, W, 3B	4	1	2	1	0	0	1	.277	Aliotti, A, 1B	4	0	3	0	0	1	1	.289
Garcia, Av, RF	4	0	2	1	0	0	2	.260	Dixon, Ra, LF	3	0	0	0	1	0	1	.247
Rockett, M, LF	4	0	0	0	0	1	2	.221	Christian, SS	4	0	1	0	0	0	3	.226
Jones, Cl, 1B	4	1	1	1	0	0	2	.291	Gil, 3B	4	2	2	1	0	0	3	.228
Espinoza, A, DH	3	0	0	0	0	2	1	.245	Affinito, DH	3	1	1	1	0	1	1	.172
a-Plagman, PH-DH	1	0	0	0	0	0	0	.267	Nunez, J, C	3	0	0	0	0	0	1	.167
Sanz, Luis Alberto, C	2	0	0	0	0	0	1	.300	Krol, P	0	0	0	0	0	0	0	.000
Brantly, C	1	0	1	0	1	0	0	.221	Schultz, P	0	0	0	0	0	0	0	.000
Feeney, P	0	0	0	0	0	0	0	.000	Doolittle, P	0	0	0	0	0	0	0	.000
Little, P	0	0	0	0	0	0	0	.000	Huttenlocker, P	0	0	0	0	0	0	0	.000
Totals	34	3	6	3	2	8	11	.248	Totals	32	4	11	2	2	3	14	.251

a-Flie out for Espinoza, A in the 9th.

BATTING

2B: Gaynor, W (20, Doolittle).
3B: Gaynor, W (3, Krol).
HR: Jones, Cl (2, 9th inning off Doolittle, 0 on, 1 out).
TB: Gaynor, W 5; Garcia, Av 2; Jones, Cl 4; Brantly.
RBI: Gaynor, W (45), Garcia, Av (38), Jones, Cl (9).
2-out RBI: Gaynor, W; Garcia, Av.
Runners left in scoring position, 2 out: Garcia, Av 2; Sanz, Luis Alberto; Rockett, M.
Team RISP: 1-for-7.
Team LOB: 7.

BASERUNNING

SB: Gaynor, W (9, 2nd base off Schultz/Nunez, J).

FIELDING

DP: 2 (Jones, Cl-Perez, He, Little-Perez, He-Jones, Cl).

BATTING

2B: Richard, M (27, Feeney), Affinito (4, Feeney), Aliotti, A (17, Feeney).
HR: Gil (9, 7th inning off Feeney, 0 on, 0 out).
TB: Crumbliss 2; Richard, M 3; Aliotti, A 4; Christian; Gil 5; Affinito 2.
RBI: Affinito (13), Gil (54).
Runners left in scoring position, 2 out: Aliotti, A; Christian.
GIDP: Crisotomo; Gil.
Team RISP: 1-for-8.
Team LOB: 6.

BASERUNNING

CS: Aliotti, A (3, 2nd base by Feeney/Sanz, Luis Alberto).

FIELDING

E: Richard, M (6, fielding).

West Michigan	IP	H	R	ER	BB	SO	HR	ERA	Kane County	IP	H	R	ER	BB	SO	HR	ERA
Feeney (L, 7-10)	6.2	9	3	3	1	3	1	3.52	Krol	5.0	2	1	1	0	4	0	2.26
Little	1.1	2	1	1	1	0	0	4.66	Schultz (BS, 1)(W, 4-1)	2.0	2	1	1	1	3	0	2.82
Totals	8.0	11	4	4	2	3	1	3.95	Doolittle (H, 1)	1.1	2	1	1	0	1	1	3.86
									Huttenlocker (S, 1)	0.2	0	0	0	1	0	0	2.97
									Totals	9.0	6	3	3	2	8	1	3.94

Balk: Little.

HBP: Jones, Co (by Krol).

Groundouts-flyouts: Feeney 10-6, Little 4-0, Krol 8-3, Schultz 3-0, Doolittle 0-3, Huttenlocker 1-1.

Batters faced: Feeney 28, Little 6, Krol 19, Schultz 9, Doolittle 6, Huttenlocker 3.

Inherited runners-scored: Little 1-0.

Umpires: HP: Alberto Ruiz. 1B: Matt Jones. 2B: . 3B: .

Weather: 82 degrees, partly cloudy.

Wind: 16 mph, Out to CF.

T: 2:44.

Att: 4,515.

Choose a highlighted category to sort. NOTE: Rate stats do not use qualifiers.

		GI --GAMES BY POSITION--																											
BATTERS	AVG	G	AB	R	H	2B	3B	HR	RBI	TB	BB	IBB	SO	SB	CS	OBP	SLG	OPS	SF	SAC	HBP	DP	1B	2B	3B	SS	OF	C	E
Affinito, Christopher	.172	27	93	11	16	4	0	3	13	29	12	0	45	0	0	.269	.312	.580	2	0	1	1	1	0	0	0	0	5	3
* Aliotti, Anthony	.289	88	305	47	88	17	0	3	49	114	62	1	94	13	3	.411	.374	.784	4	3	4	5	84	0	0	0	0	0	8
* Christian, Jason	.226	16	62	10	14	3	0	1	6	20	2	2	14	0	0	.258	.323	.580	1	0	1	0	0	1	9	3	0	0	3
* Crisotomo, Jose	.222	8	27	6	6	1	0	0	6	7	1	0	0	1	0	.250	.259	.509	0	2	0	1	0	0	0	0	8	0	0
* Crumbless, Conner	.256	88	320	62	82	16	2	2	41	108	78	0	56	19	7	.402	.338	.739	6	3	4	5	0	75	0	0	11	0	7
Dixon, Rashun	.247	75	275	39	68	15	2	5	33	102	39	0	83	6	5	.353	.371	.724	2	0	7	3	0	0	0	0	70	0	1
Gil, Leonardo	.228	81	302	42	69	16	4	9	54	120	18	0	72	3	2	.274	.397	.671	6	2	3	8	0	0	70	6	0	0	13
# Gilmartin, Michael	.254	86	303	30	77	23	3	4	40	118	33	0	84	11	5	.334	.389	.724	3	5	5	7	0	0	0	84	0	0	22
Hernandez, Franklin	.193	33	109	9	21	5	0	1	13	29	5	0	26	1	1	.235	.266	.501	0	1	1	4	11	0	0	0	16	0	6
House, Tyreece	.261	77	276	58	72	5	1	1	19	82	61	0	54	23	8	.401	.297	.698	2	3	5	4	0	0	0	0	71	0	4
Levia, Nino	.224	37	125	13	28	2	0	0	11	30	8	0	38	4	2	.271	.240	.511	0	2	0	3	0	18	15	0	0	0	2
* Napoleon, Dusty	.400	2	5	0	2	1	0	0	0	3	4	0	2	0	0	.667	.600	1.267	0	0	0	1	0	0	0	0	1	0	0
Nunez, Juan	.167	31	102	8	17	2	0	1	9	22	5	0	34	0	0	.211	.216	.427	1	1	1	1	0	0	0	0	0	30	7
Richard, Myrio	.305	80	302	43	92	27	2	1	28	126	32	0	46	11	7	.378	.417	.795	1	1	4	6	0	0	0	0	72	0	6
Stassi, Max	.245	73	282	36	69	17	1	11	42	121	24	0	98	3	3	.313	.429	.742	2	0	5	8	0	0	0	0	0	60	10
Walton, Kent	.270	52	204	25	55	18	2	2	32	83	14	0	49	4	2	.330	.407	.737	3	0	6	6	0	0	0	0	35	0	2
Team Total	.251	92	3092	439	776	172	17	44	396	1114	398	3	795	99	45	.342	.360	.702	33	23	47	63							115
PITCHERS	W	L	ERA	G	GS	CG	SHO	SV	SVO	IP	H	R	ER	HR	HB	BB	IBB	SO	BK	WP	GO/AO	DP	WHIP	AVG	AB	TBF	SF	GF	HLD
Christensen, Kyle	0	2	6.92	5	2	0	0	0	0	13.0	13	10	10	0	3	6	0	4	0	1	1.13	0	1.46	.265	49	60	1	1	1
Doolittle, Ryan	0	0	3.86	2	0	0	0	0	0	2.1	2	1	1	1	0	0	0	3	0	0	0.00	0	0.86	.200	10	10	0	1	1
Garcia, Hector	0	1	4.34	12	0	0	0	0	1	18.2	17	13	9	1	2	15	0	18	1	6	4.29	2	1.71	.233	73	91	0	5	1
Gil, Leonardo	0	1	13.50	1	0	0	0	0	0	0.2	0	1	1	0	0	4	0	1	0	0	0.00	0	6.00	.000	2	6	0	1	0
Gilliam, Robert	5	6	4.20	18	18	0	0	0	0	100.2	99	51	47	7	5	33	0	87	2	9	0.65	5	1.31	.261	379	427	7	0	0
Guzman, Jose	3	1	3.89	31	0	0	0	13	15	37.0	37	20	16	2	1	12	0	39	1	5	1.06	1	1.32	.257	144	159	1	26	1
Hoehn, Connor	5	3	2.80	29	0	0	0	1	2	61.0	39	21	19	3	5	25	1	75	0	5	0.93	0	1.05	.180	217	253	1	4	5
* Huttenlocker, Anthony	1	1	2.97	22	0	0	0	1	1	33.1	30	11	11	1	1	11	0	38	1	1	1.32	1	1.23	.242	124	137	1	5	1
Joseph, Jonathan	0	3	4.67	7	2	0	0	0	0	17.1	17	11	9	1	2	11	1	18	0	8	0.94	2	1.62	.250	68	82	1	1	2
* Krol, Ian	7	3	2.26	19	18	0	0	0	0	95.2	72	31	24	2	6	16	1	71	3	1	1.30	4	0.92	.207	348	378	4	1	0
Lansford, Josh	0	1	5.46	27	0	0	0	0	1	31.1	38	21	19	3	3	14	0	31	2	4	0.71	1	1.66	.302	126	145	2	12	2
* Marks, Justin	3	10	4.97	18	18	0	0	0	0	96.0	96	59	53	9	8	38	0	107	0	7	1.24	6	1.40	.260	369	417	0	0	0
Mederos, Chris	3	2	1.63	6	5	0	0	0	0	27.2	20	9	5	0	1	7	0	24	0	2	1.67	0	0.98	.192	104	113	0	0	0
Nunez, Juan	0	0	0.00	1	0	0	0	0	0	0.1	0	0	0	0	0	1	0	0	0	0	0.00	0	3.00	.000	1	2	0	1	0
* Peterson, Max	3	2	3.26	20	0	0	0	2	5	30.1	20	11	11	3	2	16	1	42	0	4	1.56	2	1.19	.194	103	127	2	12	0
Pina, Jose	2	1	3.74	13	0	0	0	1	1	21.2	27	15	9	3	3	6	0	29	0	2	1.00	3	1.52	.307	88	100	1	6	3
* Quigley, Ryan	0	0	6.62	11	0	0	0	0	2	17.2	22	16	13	3	0	10	0	17	1	6	2.18	1	1.81	.310	71	85	3	4	2
* Ramirez, Anvioris	0	1	5.89	6	2	0	0	1	1	18.1	23	14	12	1	0	7	0	10	1	0	1.39	4	1.64	.315	73	80	0	1	1
Schultz, Bo	4	1	2.82	29	0	0	0	0	1	51.0	40	19	16	1	9	25	2	44	2	3	3.33	6	1.27	.215	186	222	1	11	2
Smalley, Kenny	0	0	0.00	1	1	0	0	0	0	4.1	3	0	0	0	0	2	0	4	0	0	0.33	0	1.15	.200	15	17	0	0	0
Smith, Murphy	4	0	5.48	8	7	0	0	0	0	42.2	45	32	26	1	4	11	1	37	0	1	1.84	3	1.31	.268	168	189	4	0	0
Straily, Daniel	7	6	4.35	19	19	0	0	0	0	99.1	94	52	48	8	4	43	3	105	0	7	1.30	9	1.38	.258	365	418	4	0	0
Team Total	47	45	3.94	92	92	0	4	19	30	820.1	754	418	359	50	59	313	10	804	14	72	1.23	50	1.30	.245	3083	3518	33	92	22

KEY: * - lefthanded hitter/pitcher, # - switch hitter

Vancouver Canadians (13-17) 7, Salem-Keizer Volcanoes (13-17) 4
July 18, 2010

	1	2	3	4	5	6	7	8	9	R	H	E
Salem-Keizer	0	0	0	0	0	0	4	0	0	4	8	1
Vancouver	1	0	0	2	1	0	2	1	x	7	15	1

Salem-Keizer	AB	R	H	RBI	BB	SO	LOB	AVG
Lofton, CF	4	1	2	1	0	0	0	.284
Izturis, 2B	4	0	1	2	0	0	2	.276
Medina, RF	4	0	2	0	0	1	2	.291
Brock, 1B	4	0	1	0	0	2	2	.303
Scoma, LF	4	0	0	0	0	2	2	.315
Duvall, DH	3	1	0	0	0	2	1	.262
Jurica, SS	3	1	0	0	1	1	1	.177
Mach, 3B	4	1	1	1	0	0	0	.216
Arnold, C	4	0	1	0	0	0	2	.231
Couture, K, P	0	0	0	0	0	0	0	.000
Graham, M, P	0	0	0	0	0	0	0	.000
Romo, A, P	0	0	0	0	0	0	0	.000
Totals	34	4	8	4	1	8	12	.259

Vancouver	AB	R	H	RBI	BB	SO	LOB	AVG
Bercume, CF	5	1	2	1	0	2	0	.276
Fabiaschi, 2B	4	2	2	0	1	0	1	.212
Kirkland, SS	5	1	2	1	0	1	4	.318
Landaeta, RF	5	1	4	3	0	0	3	.324
Lipkin, DH	4	0	1	0	0	1	4	.209
Kirby-Jones, 1B	3	1	0	0	1	1	3	.225
Whitaker, LF	4	1	2	0	0	1	2	.211
Nester, C	4	0	2	2	0	2	2	.222
Luis, M, 3B	4	0	0	0	0	1	3	.174
Thomson, P	0	0	0	0	0	0	0	.000
Thornton, P	0	0	0	0	0	0	0	.000
McDaniel, P	0	0	0	0	0	0	0	.000
Hart, P	0	0	0	0	0	0	0	.000
Griffin, P	0	0	0	0	0	0	0	.000
Totals	38	7	15	7	2	9	22	.246

BATTING

2B: Lofton (1, McDaniel).

TB: Lofton 3; Izturis; Medina 2; Brock; Mach; Arnold.

RBI: Mach (9), Lofton (7), Izturis 2 (9).

Runners left in scoring position, 2 out: Brock; Medina 2.

Team RISP: 3-for-7.

Team LOB: 5.

BASERUNNING

SB: Medina (2, 2nd base off Thomson/Nester).

CS: Brock (1, 2nd base by Hart/Nester).

FIELDING

E: Izturis (5, throw).

Outfield assists: Medina (Landaeta at 3rd base).

DP: (Izturis-Brock).

BATTING

2B: Landaeta 3 (8, Couture, K, Couture, K, Romo, A), Nester (1,

Couture, K), Fabiaschi (1, Graham, M), Bercume (4, Romo, A).

3B: Kirkland (2, Romo, A).

TB: Bercume 3; Fabiaschi 3; Kirkland 4; Landaeta 7; Lipkin; Whitaker 2;

Nester 3.

RBI: Landaeta 3 (12), Nester 2 (2), Kirkland (10), Bercume (8).

2-out RBI: Nester 2; Landaeta.

Runners left in scoring position, 2 out: Kirby-Jones 2; Luis, M 2;

Lipkin; Landaeta 2.

GIDP: Luis, M.

Team RISP: 7-for-16.

Team LOB: 9.

BASERUNNING

SB: Whitaker (2, 2nd base off Graham, M/Arnold), Fabiaschi (2, 2nd base off Couture, K/Arnold).

FIELDING

E: Luis, M (2, throw).

PB: Nester (1).

Outfield assists: Bercume (Izturis at 2nd base).

DP: (Nester-Kirkland).

Salem-Keizer	IP	H	R	ER	BB	SO	HR	ERA
Couture, K	5.0	8	4	4	1	4	0	3.47
Graham, M (L, 0-2)	1.1	2	1	1	0	3	0	8.04
Romo, A	1.2	5	2	2	1	2	0	2.35
Totals	8.0	15	7	7	2	9	0	4.30

Vancouver	IP	H	R	ER	BB	SO	HR	ERA
Thomson	5.0	3	0	0	0	4	0	4.50
Thornton	1.0	1	0	0	0	1	0	5.63
McDaniel	0.1	2	4	3	1	0	0	8.18
Hart (BS, 2)(W, 1-1)	1.2	2	0	0	0	3	0	1.50
Griffin (S, 3)	1.0	0	0	0	0	0	0	4.91
Totals	9.0	8	4	3	1	8	0	3.70

WP: Couture, K.

HBP: Duvall (by Thomson).

Groundouts-flyouts: Couture, K 8-1, Graham, M 0-1, Romo, A 1-0, Thomson 8-3, Thornton 1-1, McDaniel 0-1, Hart 0-0, Griffin 0-2.

Batters faced: Couture, K 23, Graham, M 6, Romo, A 11, Thomson 19, Thornton 4, McDaniel 5, Hart 5, Griffin 3.

Inherited runners-scored: Romo, A 1-1, Hart 2-2.

Umpires: HP: John Silva. 1B: Matt Springer. 2B: . 3B: .

Weather: 70 degrees, partly cloudy.

Wind: 12 mph, L to R.

T: 2:46.

Att: 4,452.

Choose a highlighted category to sort. NOTE: Rate stats do not use qualifiers.

		GI ---GAMES BY POSITION---																												
BATTERS		AVG	G	AB	R	H	2B	3B	HR	RBI	TB	BB	IBB	SO	SB	CS	OBP	SLG	OPS	SF	SAC	HBP	DP	1B	2B	3B	SS	OF	C	E
	Affinito, Christopher	.320	16	50	5	16	3	0	1	7	22	15	0	17	0	0	.493	.440	.933	1	0	3	0	5	0	0	0	0	1	1
*	Bercume, Jeff	.276	26	105	7	29	4	0	0	8	33	7	0	15	2	2	.322	.314	.636	2	4	1	2	0	0	0	0	21	0	1
	Castillo, Gernaldo	.118	13	34	1	4	1	0	0	2	5	4	0	7	1	0	.211	.147	.358	0	1	0	1	0	7	3	3	0	0	8
*	Crisotomo, Jose	.267	13	45	4	12	0	0	0	4	12	1	1	9	1	2	.283	.267	.549	0	1	0	2	0	0	0	0	12	0	0
	Fabiaschi, Michael	.212	13	33	3	7	1	0	0	0	8	8	0	7	2	0	.381	.242	.623	0	1	1	0	0	6	1	4	0	0	2
*	Hurley, Zachary	.205	14	39	6	8	2	0	0	1	10	2	0	9	0	0	.244	.256	.500	0	0	0	3	0	0	0	0	10	0	1
	Kirby-Jones, A.J.	.225	30	102	16	23	3	0	3	11	35	20	1	30	1	0	.360	.343	.703	1	0	2	4	24	0	0	0	0	0	4
	Kirkland, Wade	.318	25	107	12	34	9	2	0	10	47	4	0	17	0	1	.336	.439	.776	2	0	0	5	0	0	0	25	0	0	12
	Landaeta, Douglas	.324	28	111	11	36	8	0	1	12	47	5	0	12	2	3	.359	.423	.782	0	1	1	5	0	0	0	0	28	0	1
	Levia, Nino	.194	18	72	8	14	2	0	1	3	19	7	0	12	0	0	.280	.264	.544	1	1	2	1	0	17	0	0	0	0	6
	Lipkin, Ryan	.209	18	67	4	14	5	0	1	13	22	2	0	11	0	1	.232	.328	.560	0	1	0	1	0	0	0	0	0	15	1
	Luis, Marcos	.174	8	23	1	4	0	0	0	1	4	0	0	3	0	0	.208	.174	.382	0	0	1	1	2	0	4	0	0	0	2
	Nester, John	.222	3	9	0	2	1	0	0	2	3	2	0	5	0	0	.364	.333	.697	0	0	0	0	0	0	0	0	0	2	0
	Petitti, Daniel	.114	14	35	0	4	0	0	0	3	4	5	0	15	0	0	.220	.114	.334	1	2	0	2	0	0	0	0	0	14	1
	Thompson, Tony	.287	24	87	11	25	5	0	1	6	33	10	0	17	0	1	.374	.379	.753	0	0	2	1	0	0	24	0	0	0	9
	Tripp, Jordan	.135	12	37	8	5	1	0	0	2	6	5	0	15	0	2	.273	.162	.435	0	1	2	0	0	0	0	0	10	0	0
	Wells, Jeremy	.231	6	13	1	3	0	0	0	1	3	3	0	4	1	0	.412	.231	.643	0	0	1	1	0	3	0	0	0	0	0
	Whitaker, John	.211	13	38	3	8	0	0	0	7	8	5	0	8	2	1	.289	.211	.499	2	1	0	1	0	0	0	0	11	0	0
	Team Total	.246	30	1007	101	248	45	2	8	93	321	105	2	213	12	13	.324	.319	.643	10	14	16	30							54
PITCHERS		W	L	ERA	G	GS	CG	SHO	SV	SVO	IP	H	R	ER	HR	HB	BB	IBB	SO	BK	WP	GO/AO	DP	WHIP	AVG	AB	TBF	SF	GF	HLD
	Bowman, Josh	0	0	4.91	4	0	0	0	0	0	3.2	7	7	2	0	1	1	0	3	0	0	1.00	0	2.18	.333	21	24	1	1	0
*	Brown, Jacob	1	1	2.61	8	0	0	0	0	1	10.1	11	4	3	0	0	3	0	11	0	1	1.83	0	1.35	.275	40	44	1	2	1
	Christensen, Kyle	0	1	4.26	4	4	0	0	0	0	19.0	17	9	9	2	0	7	0	10	0	1	0.96	2	1.26	.243	70	78	0	0	0
	Doolittle, Ryan	2	0	0.00	6	0	0	0	0	0	16.0	7	3	0	0	0	1	0	18	0	0	2.88	3	0.50	.127	55	58	0	0	0
	Griffin, A.J.	1	1	4.91	6	0	0	0	3	3	7.1	5	6	4	0	1	4	1	7	0	1	0.40	1	1.23	.192	26	31	0	5	0
	Hart, Mike	1	1	1.50	10	0	0	0	4	6	12.0	16	4	2	0	0	2	0	20	0	1	2.50	1	1.50	.327	49	52	0	5	0
	Hassebrock, Blake	0	0	7.71	2	0	0	0	0	0	2.1	3	2	2	0	0	0	0	2	0	1	1.50	0	1.29	.375	8	10	1	2	0
	Jimenez, Devvi	1	2	2.56	6	6	0	0	0	0	31.2	27	10	9	1	2	7	1	19	0	2	1.54	8	1.07	.241	112	123	2	0	0
	Joseph, Jonathan	0	1	2.70	6	6	0	0	0	0	30.0	26	14	9	0	4	12	0	31	0	3	0.60	1	1.27	.228	114	131	1	0	0
	Long, Nathan	3	2	3.38	6	6	0	0	0	0	32.0	41	15	12	1	0	10	1	18	0	1	2.18	5	1.59	.323	127	138	1	0	0
	McDaniel, Dan	1	1	8.18	10	0	0	0	0	1	11.0	15	17	10	0	0	11	0	11	0	0	2.50	2	2.36	.313	48	60	0	4	2
*	Quigley, Ryan	1	2	5.93	9	0	0	0	0	1	13.2	20	10	9	0	1	7	0	5	0	1	2.50	2	1.98	.328	61	69	0	3	1
*	Ramirez, Anvioris	1	2	4.66	5	5	0	0	0	0	19.1	16	11	10	3	1	8	0	18	1	1	2.90	2	1.24	.219	73	83	0	0	0
	Tenholder, Daniel	0	0	3.20	10	0	0	0	1	3	19.2	18	9	7	0	1	5	1	22	0	0	0.71	0	1.17	.234	77	84	1	1	1
	Thomson, Matthew	0	2	4.50	6	3	0	0	0	0	16.0	16	8	8	0	2	3	0	19	0	1	0.93	0	1.19	.254	63	68	0	0	0
	Thornton, Zachary	0	1	5.63	5	0	0	0	0	1	8.0	9	7	5	1	0	2	0	13	0	0	1.50	0	1.38	.290	31	35	1	0	1
	Tyson, Drew	0	0	2.08	4	0	0	0	0	0	4.1	7	1	1	0	0	3	0	1	0	1	0.43	0	2.31	.368	19	22	0	2	1
	Vidal, Pedro	1	0	6.08	10	0	0	0	0	0	13.1	19	9	9	0	0	7	0	10	0	1	0.93	0	1.95	.328	58	66	1	5	1
	Team Total	13	17	3.70	30	30	0	1	8	16	269.2	280	146	111	8	13	93	4	238	1	16	1.35	27	1.38	.266	1052	1176	10	30	8

KEY: * - lefthanded hitter/pitcher, # - switch hitter

Oakland Athletics
 Organization Leaders
 (As of 07/19/2010 01:17 AM EDT)

BATTING TOP 10 (minimum 2.7 PA/team game)

BATTER	CLUB	AVG	G	AB	R	H	HR	RBI
Landaeta, Douglas	VAN	.324	28	111	11	36	1	12
Green, Grant	STK	.322	86	360	63	116	9	47
Baisley, Jeff	SAC	.318	62	239	31	76	6	39
Kirkland, Wade	VAN	.318	25	107	12	34	0	10
Sogard, Eric	SAC	.307	91	339	49	104	2	41
Richard, Myrio	KC	.305	80	302	43	92	1	28
Horton, Josh	MID	.300	69	270	37	81	4	36
Cardenas, Adrian	MID	.297	61	222	37	66	4	29
Weeks, Jemile	ATH	.296	35	135	25	40	2	14
Parker, Stephen	STK	.295	93	349	65	103	12	59

PITCHING TOP 10 (minimum 0.8 IP/team game)

PITCHER	CLUB	W-L	ERA	IP	H	BB	SO
Paez, Argenis	ATH	3-1	2.12	29.2	28	7	19
Krol, Ian	KC	7-3	2.26	95.2	72	16	71
Jimenez, Deyvi	VAN	1-2	2.56	31.2	27	7	19
Middleton, Kyle	SAC	5-5	2.70	83.1	73	33	57
Frankoff, Seth	ATH	2-2	2.75	19.2	9	9	30
Long, Nathan	VAN	3-2	3.38	32.0	41	10	18
Joseph, Jonathan	VAN	0-4	3.42	47.1	43	23	49
Banwart, Travis	SAC	7-6	3.70	107.0	102	39	84
Mortensen, Clay	SAC	10-3	3.75	110.1	111	33	82
Haviland, Shawn	STK	6-6	3.94	107.1	123	25	115

HOME RUNS

Carter, Chris	SAC	19
Spina, Michael	STK	17
Donaldson, Josh	SAC	13
Parker, Stephen	STK	12
Stassi, Max	KC	11

WINS

Mortensen, Clay	SAC	10
Hernandez, Carlos	MID	8
4 others tied at 7.		

RBI

Spina, Michael	STK	72
Carter, Chris	SAC	65
Parker, Stephen	STK	59
Donaldson, Josh	SAC	55
2 others tied at 54.		

SAVES

Smyth, Paul	STK	15
Guzman, Jose	KC	13
Lansford, Jared	SAC	12
Rodriguez, Henry	SAC	11
2 others tied at 6.		

STOLEN BASES

Wimberly, Corey	SAC	34
House, Tyreace	KC	23
Crumbliss, Conner	KC	19
Gilbert, Archie	MID	15
3 others tied at 13.		

STRIKEOUTS

Haviland, Shawn	STK	115
Marks, Justin	KC	107
Straily, Daniel	KC	105
Hornbeck, Ben	STK	92
Gilliam, Robert	KC	87

TEAM STATISTICS

TEAM BATTING	AVG	AB	R	H	HR	BB	SO	SB	CS	TEAM PITCHING	W-L	ERA	H	CG	SHO	SV	HR	BB	SO
Stockton	.269	3229	485	868	88	373	750	57	41	Vancouver	13-17	3.70	280	0	1	8	8	93	238
Midland	.264	3087	424	815	56	326	684	78	38	AZL Athletics	11-11	3.88	182	0	0	0	10	60	222
Sacramento	.262	3221	514	844	92	389	687	88	32	Kane County	47-45	3.94	754	0	4	19	50	313	804
Kane County	.251	3092	439	776	44	398	795	99	45	Sacramento	52-43	4.08	847	1	4	26	81	365	706
Vancouver	.246	1007	101	248	8	105	213	12	13	Midland	46-46	4.09	805	0	2	28	49	372	647
AZL Athletics	.242	772	111	187	5	67	210	18	7	Stockton	44-50	4.76	903	1	1	19	87	350	787