




OAKLAND ATHLETICS

Minor League Report

Oakland Athletics Baseball Company • 7000 Coliseum Way • Oakland, CA 94621
510-638-4900 • Public Relations Facsimile 510-562-1633 • www.oaklandathletics.com

Tuesday, July 20, 2010




SACRAMENTO RIVER CATS
Triple-A – Pacific Coast League
Manager: Tony DeFrancesco

Yesterday: Win at Colorado Springs, 16-3 **Standing:** 53-43, 2nd, 2.0 GB
Today: at Colorado Springs 6:05 pm PT
Probables: LHP John Halama (4-1, 5.90) vs. LHP Greg Smith (1-2, 4.86)

River Cats Notables

- **IF Chris Carter** went 4 for 6 with two home runs and three RBI yesterday...now ranks second in the Pacific Coast League in extra-base hits (45), third in RBI (68) and total bases (173), tied for fourth in home runs (21) and is fifth in runs scored (62).
- **C Josh Donaldson** was 2 for 4 and hit his 14th home run yesterday.
- **RHP Kyle Middleton** allowed three runs in 5.2 innings yesterday (5 h, 5 bb, 6 so) to earn his sixth win...ranks first in the PCL with a 2.83 ERA.
- **OF Michael Taylor** went 3 for 5 with five RBI yesterday to extend his hitting streak to 14 games...is batting .370 (20 for 54) over that span.
- **IF Eric Sogard** has reached base safely in each of his past 12 games and is batting .347 (17 for 49) during that stretch.




KANE COUNTY COUGARS
Single-A – Midwest League
Manager: Aaron Nieckula

Yesterday: Win vs. West Michigan, 8-2 **Standing:** 16-8, 1st, -- GB
Today: Off day

Cougars Notables

- **OF Myrio Richard** extended his hitting streak to 15 games yesterday and is batting .444 (24 for 54) over that span.
- **IF Anthony Aliotti** has hit safely in eight of his past 11 games and is hitting .372 (16 for 43) during that stretch...ranks third in the Midwest League in walks (64) and fifth in on-base percentage (.412).
- **IF Conner Crumbliss** ranks first in the ML in walks (79) and tied for fourth in runs scored (63).
- **LHP Ian Krol** is first in WHIP (0.92), second in ERA (2.26) and third in opponents batting average (.207).



MIDLAND ROCKHOUNDS
Double-A – Texas League
Manager: Darren Bush

Yesterday: Win vs. Corpus Christi, 5-2 **Standing:** 12-11, 2nd, 4.0 GB
Today: vs. Corpus Christi 5:05 pm PT
Probables: LHP Anthony Capra (5-7, 4.01) vs. RHP Jeremy Johnson (3-8, 3.76)

RockHounds Notables

- **IF Josh Horton** went 2 for 5 with two RBI yesterday to extend his hitting streak to seven games (.353, 12 for 34).
- **IF Adrian Cardenas** has reached base safely in 28 of his past 30 games and is batting .360 (40 for 111) with 20 walks over that stretch.
- **OF Val Majewski** has reached base safely in 17 of his past 18 games and is batting .297 (19 for 64) during that stretch.
- **IF Alex Valdez** is second in the Texas League in triples (6), tied for second in runs scored (60), is fourth in total bases (154) and is fifth in hits (94).



VANCOUVER CANADIANS
Single-A (Short Season) – Northwest League
Manager: Rick Magnante

Yesterday: Loss vs. Salem-Keizer, 6-1 **Standing:** 13-18, T-3rd, 9.0 GB
Today: vs. Salem-Keizer 1:05 pm PT
Probables: TBA vs. TBA

Canadians Notables

- **IF Wade Kirkland** has reached base safely in eight of his last 10 games and is hitting .350 (14 for 40) during that stretch.
- **OF Douglas Landaeta** has hit safely in 12 of his past 13 games and is batting .339 (19 for 56) over that span...ranks third in the Northwest League in hits (38) and is sixth in batting average (.330).
- **RHP Mike Hart** is tied for second in the NL with four saves.
- **RHP Jonathan Joseph** is third with a 2.70 ERA.




STOCKTON PORTS
Single-A – California League
Manager: Steve Scarsone

Yesterday: Win vs. Rancho Cucamonga, 9-8 **Standing:** 14-11, 2nd, 2.0 GB
Today: at San Jose 7:00 pm PT
Probables: RHP Justin Murray (6-3, 4.06) vs. RHP Oliver Odle (10-3, 4.52)

Ports Notables

- **IF Grant Green** went 4 for 5 and hit his 10th home run of the season in yesterday's win...ranks second in the California League in hits (120), fifth in total bases (184) and eighth in hitting (.329).
- **OF Jermaine Mitchell** went 2 for 4 and hit his sixth home run to extend his hitting streak to six games (.542, 13 for 24)
- **IF Stephen Parker** is tied for third in the CL in doubles (27) and ranks fourth in walks (55).



ARIZONA A'S
Rookie – Arizona League
Manager: Marcus Jensen

Yesterday: Win vs. Mariners, 6-5 **Standing:** 12-11, 2nd, 3.0 GB
Today: at Giants 7:00 pm PT
Probables: TBA vs. TBA

A's Notables

- **IF Jemile Weeks** went 2 for 3 with a double yesterday and is now batting .306 (11 for 36) with seven walks and nine runs scored in 10 rehab appearances with Arizona.
- **RHP Seth Frankoff** is first in the Arizona League in opponents batting average (.134), second in WHIP (0.92) and eighth in ERA (2.75).

MINOR LEAGUE TRANSACTIONS

July 14 Reinstated Jermaine Mitchell (STO) from the DL
July 15 Transferred Jose Pina from KC to STO
July 15 Transferred Ramon Soto from STO to AZ
July 15 Placed Dan Giese (SAC) on the DL with a right shoulder strain
July 15 Reinstated Anthony Recker (SAC) from the DL
July 16 Transferred Jared Lansford from MID to SAC
July 16 Reinstated Justin Friend (MID) from the DL
July 16 Placed Josh Leyland (AZ) on the DL with a lower back strain

Sacramento River Cats (53-43) 16, Colorado Springs Sky Sox (44-51) 3
July 19, 2010

| | 1 | 2 | 3 | 4 | 5 | 6 | 7 | 8 | 9 | R | H | E |
|------------------|---|---|---|---|---|---|---|---|---|----|----|---|
| Sacramento | 0 | 1 | 0 | 7 | 0 | 1 | 6 | 0 | 1 | 16 | 16 | 1 |
| Colorado Springs | 0 | 1 | 0 | 0 | 0 | 2 | 0 | 0 | 0 | 3 | 6 | 2 |

| Sacramento | AB | R | H | RBI | BB | SO | LOB | AVG |
|-----------------|-----------|-----------|-----------|-----------|----------|----------|-----------|-------------|
| Sogard, 2B | 4 | 1 | 1 | 0 | 2 | 0 | 2 | .306 |
| Buck, T, RF | 5 | 2 | 1 | 3 | 0 | 0 | 4 | .200 |
| Taylor, M, CF | 6 | 2 | 3 | 5 | 0 | 1 | 2 | .269 |
| Carter, 1B | 6 | 2 | 4 | 3 | 0 | 0 | 2 | .239 |
| Baisley, 3B | 5 | 0 | 0 | 0 | 0 | 3 | 4 | .255 |
| McPherson, DH | 4 | 1 | 2 | 1 | 0 | 1 | 0 | .264 |
| Donaldson, C | 4 | 2 | 1 | 1 | 1 | 0 | 2 | .242 |
| Heether, LF | 4 | 2 | 1 | 0 | 1 | 1 | 0 | .239 |
| Wimberly, SS | 4 | 4 | 3 | 1 | 1 | 1 | 0 | .280 |
| Middleton, K, P | 0 | 0 | 0 | 0 | 0 | 0 | 0 | .000 |
| Hunton, P | 0 | 0 | 0 | 0 | 0 | 0 | 0 | .000 |
| Lansford, P | 0 | 0 | 0 | 0 | 0 | 0 | 0 | .000 |
| Benacka, P | 0 | 0 | 0 | 0 | 0 | 0 | 0 | .000 |
| Totals | 42 | 16 | 16 | 14 | 5 | 7 | 16 | .264 |

| Colorado Springs | AB | R | H | RBI | BB | SO | LOB | AVG |
|------------------|-----------|----------|----------|----------|----------|----------|-----------|-------------|
| Young, E, 2B | 5 | 0 | 0 | 0 | 0 | 1 | 1 | .210 |
| Quintanilla, 3B | 5 | 1 | 1 | 0 | 0 | 1 | 1 | .268 |
| Payton, DH | 4 | 1 | 3 | 0 | 0 | 0 | 0 | .323 |
| Miller, M, RF | 3 | 0 | 0 | 0 | 1 | 1 | 4 | .336 |
| Garner, LF | 4 | 0 | 0 | 0 | 0 | 1 | 5 | .302 |
| Nelson, C, SS | 4 | 1 | 2 | 2 | 0 | 1 | 0 | .335 |
| Paulk, 1B | 2 | 0 | 0 | 0 | 2 | 0 | 0 | .260 |
| McKenry, C | 3 | 0 | 0 | 1 | 1 | 1 | 1 | .291 |
| Frey, CF | 3 | 0 | 0 | 0 | 1 | 0 | 3 | .272 |
| Johnson, A, P | 0 | 0 | 0 | 0 | 0 | 0 | 0 | .188 |
| Wilhite, M, P | 0 | 0 | 0 | 0 | 0 | 0 | 0 | .000 |
| Rice, S, P | 0 | 0 | 0 | 0 | 0 | 0 | 0 | .000 |
| Escalona, P | 0 | 0 | 0 | 0 | 0 | 0 | 0 | .000 |
| Totals | 33 | 3 | 6 | 3 | 5 | 6 | 15 | .292 |

BATTING

2B: Heether (14, Johnson, A).
3B: Wimberly (4, Wilhite, M).
HR: Donaldson (14, 2nd inning off Johnson, A, 0 on, 1 out), McPherson (9, 4th inning off Johnson, A, 0 on, 1 out), Carter 2 (21, 4th inning off Johnson, A, 1 on, 2 out; 7th inning off Escalona, 0 on, 2 out), Taylor, M (5, 7th inning off Escalona, 2 on, 2 out).
TB: Sogard; Buck, T; Taylor, M 6; Carter 10; McPherson 5; Donaldson 4; Heether 2; Wimberly 5.
RBI: Donaldson (56), McPherson (36), Wimberly (32), Buck, T 3 (3), Carter 3 (68), Taylor, M 5 (56).
2-out RBI: Carter 3; Taylor, M 5; Buck, T 2.
Runners left in scoring position, 2 out: Baisley 2.
GIDP: Donaldson 2.
Team RISP: 6-for-13.
Team LOB: 6.

BATTING

2B: Payton (24, Hunton).
HR: Nelson, C (10, 2nd inning off Middleton, K, 0 on, 2 out).
TB: Quintanilla; Payton 4; Nelson, C 5.
RBI: Nelson, C 2 (37), McKenry (34).
2-out RBI: Nelson, C 2; McKenry.
Runners left in scoring position, 2 out: Miller, M; Frey 2; Garner.
GIDP: Garner.
Team RISP: 1-for-7.
Team LOB: 8.

FIELDING

E: Nelson, C 2 (8, throw, throw).
DP: 2 (Quintanilla-Young, E-Paulk, Nelson, C-Young, E-Paulk).

BASERUNNING

SB: Buck, T (1, 2nd base off Johnson, A/McKenry), Wimberly (35, 2nd base off Johnson, A/McKenry), Heether (6, 2nd base off Rice, S/McKenry).

FIELDING

E: Wimberly (12, throw).
DP: (Wimberly-Sogard-Carter).

| Sacramento | IP | H | R | ER | BB | SO | HR | ERA |
|-----------------------|------------|----------|----------|----------|----------|----------|----------|-------------|
| Middleton, K (W, 6-5) | 5.2 | 5 | 3 | 3 | 5 | 6 | 1 | 2.83 |
| Hunton | 1.1 | 1 | 0 | 0 | 0 | 0 | 0 | 2.96 |
| Lansford | 1.0 | 0 | 0 | 0 | 0 | 0 | 0 | 0.00 |
| Benacka | 1.0 | 0 | 0 | 0 | 0 | 0 | 0 | 3.94 |
| Totals | 9.0 | 6 | 3 | 3 | 5 | 6 | 1 | 4.07 |

| Colorado Springs | IP | H | R | ER | BB | SO | HR | ERA |
|---------------------|------------|-----------|-----------|-----------|----------|----------|----------|-------------|
| Johnson, A (L, 8-5) | 3.2 | 7 | 8 | 4 | 2 | 4 | 3 | 5.22 |
| Wilhite, M | 3.0 | 3 | 2 | 2 | 1 | 2 | 0 | 7.03 |
| Rice, S | 0.0 | 1 | 3 | 3 | 2 | 0 | 0 | 9.95 |
| Escalona | 2.1 | 5 | 3 | 3 | 0 | 1 | 2 | 7.33 |
| Totals | 9.0 | 16 | 16 | 12 | 5 | 7 | 5 | 5.68 |

Rice, S pitched to 3 batters in the 7th.

WP: Escalona.

HBP: Buck, T (by Johnson, A), McPherson (by Wilhite, M).

Pitches-strikes: Middleton, K 96-60, Hunton 25-19, Lansford 10-8, Benacka 6-4, Johnson, A 92-59, Wilhite, M 45-26, Rice, S 15-6, Escalona 37-27.

Groundouts-flyouts: Middleton, K 6-5, Hunton 3-1, Lansford 1-2, Benacka 1-2, Johnson, A 3-3, Wilhite, M 4-3, Rice, S 0-0, Escalona 5-1.

Batters faced: Middleton, K 26, Hunton 6, Lansford 3, Benacka 3, Johnson, A 22, Wilhite, M 13, Rice, S 3, Escalona 11.

Inherited runners-scored: Hunton 3-0, Rice, S 1-1, Escalona 2-2.

Umpires: HP: Mark Ripperger. 1B: Will Robinson. 2B: . 3B: Brad Purdom.

Weather: 84 degrees, cloudy.

Wind: 16 mph, Out to LF.

T: 3:04.

Att: 2,580.

Choose a highlighted category to sort. NOTE: Rate stats do not use qualifiers.

| | | GI ---GAMES BY POSITION--- | | | | | | | | | | | | | | | | | | | | | | | | | | | | | |
|----------|-------------------------------------|----------------------------|-----|------|-----|-----|-----|-----|----|-----|-------|-----|-----|-----|----|----|------|------|------|----|-----|-------|----|------|------|------|------|----|----|-----|-----|
| BATTERS | | AVG | G | AB | R | H | 2B | 3B | HR | RBI | TB | BB | IBB | SO | SB | CS | OBP | SLG | OPS | SF | SAC | HBP | DP | 1B | 2B | 3B | SS | OF | C | E | |
| | Baisley, Jeff | .255 | 12 | 47 | 8 | 12 | 2 | 0 | 2 | 5 | 20 | 5 | 2 | 16 | 1 | 0 | .364 | .426 | .789 | 0 | 0 | 3 | 1 | 2 | 0 | 9 | 0 | 0 | 0 | 0 | |
| * | Buck, Travis | .200 | 1 | 5 | 2 | 1 | 0 | 0 | 0 | 3 | 1 | 0 | 0 | 0 | 1 | 0 | .333 | .200 | .533 | 0 | 0 | 1 | 0 | 0 | 0 | 0 | 0 | 1 | 0 | 0 | |
| | Carter, Chris | .239 | 93 | 352 | 62 | 84 | 22 | 2 | 21 | 68 | 173 | 53 | 1 | 108 | 1 | 0 | .344 | .491 | .835 | 5 | 0 | 6 | 7 | 88 | 0 | 0 | 0 | 8 | 0 | 11 | |
| | Donaldson, Josh | .242 | 70 | 240 | 43 | 58 | 12 | 1 | 14 | 56 | 114 | 39 | 1 | 59 | 3 | 1 | .341 | .475 | .816 | 7 | 0 | 1 | 12 | 1 | 0 | 7 | 0 | 1 | 53 | 9 | |
| | Heether, Adam | .230 | 36 | 113 | 22 | 26 | 7 | 0 | 1 | 12 | 36 | 24 | 0 | 24 | 4 | 2 | .369 | .319 | .687 | 2 | 0 | 2 | 2 | 0 | 0 | 14 | 0 | 23 | 0 | 1 | |
| T | Heether, Adam | .239 | 86 | 297 | 52 | 71 | 14 | 1 | 10 | 40 | 117 | 47 | 1 | 59 | 6 | 3 | .353 | .394 | .747 | 5 | 0 | 8 | 6 | 0 | 0 | 64 | 0 | 23 | 0 | 7 | |
| * | McPherson, Dallas | .264 | 46 | 178 | 25 | 47 | 8 | 2 | 9 | 36 | 86 | 14 | 1 | 53 | 1 | 0 | .323 | .483 | .806 | 1 | 0 | 2 | 3 | 5 | 0 | 18 | 0 | 0 | 0 | 3 | |
| | Price, Jared | .200 | 5 | 15 | 1 | 3 | 1 | 0 | 1 | 4 | 7 | 2 | 0 | 6 | 0 | 0 | .300 | .467 | .767 | 2 | 0 | 1 | 0 | 0 | 0 | 0 | 0 | 0 | 5 | 1 | |
| | Recker, Anthony | .226 | 42 | 133 | 15 | 30 | 7 | 1 | 4 | 19 | 51 | 12 | 0 | 36 | 0 | 0 | .286 | .383 | .669 | 2 | 0 | 0 | 2 | 0 | 0 | 0 | 0 | 0 | 34 | 4 | |
| * | Sogard, Eric | .306 | 92 | 343 | 50 | 105 | 16 | 3 | 2 | 41 | 133 | 46 | 1 | 37 | 11 | 5 | .389 | .388 | .777 | 2 | 1 | 2 | 4 | 0 | 74 | 14 | 0 | 0 | 0 | 9 | |
| | Taylor, Michael | .269 | 79 | 290 | 48 | 78 | 16 | 5 | 5 | 56 | 119 | 31 | 1 | 59 | 9 | 4 | .344 | .410 | .754 | 2 | 0 | 3 | 10 | 0 | 0 | 0 | 0 | 76 | 0 | 6 | |
| | Tolleson, Steven | .332 | 61 | 214 | 43 | 71 | 14 | 2 | 7 | 33 | 110 | 29 | 0 | 35 | 6 | 2 | .418 | .514 | .932 | 2 | 4 | 4 | 4 | 0 | 3 | 13 | 38 | 6 | 0 | 15 | |
| # | Wimberly, Corey | .280 | 91 | 353 | 60 | 99 | 9 | 4 | 2 | 32 | 122 | 32 | 1 | 42 | 35 | 12 | .358 | .346 | .704 | 2 | 11 | 12 | 9 | 0 | 7 | 8 | 23 | 61 | 0 | 12 | |
| | Other | .251 | 281 | 974 | 150 | 244 | 52 | 6 | 29 | 134 | 395 | 107 | 6 | 215 | 19 | 6 | .329 | .406 | .735 | 1 | 5 | 8 | 19 | | | | | | | | |
| | Team Total | .264 | 96 | 3263 | 530 | 860 | 167 | 26 | 97 | 500 | 1370 | 394 | 14 | 694 | 91 | 32 | .348 | .420 | .768 | 28 | 21 | 45 | 73 | | | | | | | | 103 |
| PITCHERS | | W | L | ERA | G | GS | CG | SHO | SV | SVO | IP | H | R | ER | HR | HB | BB | IBB | SO | BK | WP | GO/AO | DP | WHIP | AVG | AB | TBF | SF | GF | HLD | |
| | Banwart, Travis | 2 | 1 | 6.46 | 5 | 4 | 0 | 0 | 0 | 0 | 23.2 | 31 | 18 | 17 | 4 | 0 | 8 | 0 | 25 | 0 | 1 | 0.91 | 0 | 1.65 | .316 | 98 | 108 | 1 | 0 | 0 | |
| | Benacka, Michael | 4 | 2 | 3.94 | 23 | 0 | 0 | 0 | 1 | 3 | 29.2 | 16 | 14 | 13 | 4 | 1 | 19 | 0 | 38 | 0 | 5 | 1.33 | 2 | 1.18 | .162 | 99 | 122 | 1 | 7 | 2 | |
| * | Blackley, Travis | 1 | 1 | 1.63 | 7 | 4 | 0 | 0 | 0 | 0 | 27.2 | 23 | 5 | 5 | 2 | 2 | 13 | 0 | 30 | 0 | 0 | 0.59 | 0 | 1.30 | .223 | 103 | 119 | 1 | 0 | 0 | |
| | Bonser, Boof | 0 | 1 | 6.55 | 3 | 3 | 0 | 0 | 0 | 0 | 11.0 | 12 | 10 | 8 | 2 | 0 | 5 | 0 | 7 | 0 | 0 | 2.83 | 0 | 1.55 | .279 | 43 | 48 | 0 | 0 | 0 | |
| * | DiNardo, Lenny | 2 | 5 | 3.52 | 9 | 9 | 1 | 0 | 0 | 0 | 46.0 | 56 | 27 | 18 | 5 | 3 | 14 | 1 | 28 | 0 | 1 | 1.56 | 8 | 1.52 | .303 | 185 | 203 | 0 | 0 | 0 | |
| | Giese, Dan | 0 | 0 | 1.74 | 8 | 0 | 0 | 0 | 0 | 0 | 10.1 | 9 | 2 | 2 | 2 | 0 | 2 | 0 | 4 | 0 | 0 | 0.63 | 0 | 1.06 | .225 | 40 | 42 | 0 | 1 | 1 | |
| | Godfrey, Graham | 3 | 7 | 5.03 | 19 | 16 | 0 | 0 | 0 | 0 | 96.2 | 89 | 64 | 54 | 8 | 8 | 48 | 3 | 78 | 0 | 3 | 0.66 | 6 | 1.42 | .248 | 359 | 427 | 7 | 1 | 0 | |
| * | Halama, John | 4 | 1 | 5.90 | 10 | 10 | 0 | 0 | 0 | 0 | 58.0 | 77 | 42 | 38 | 10 | 0 | 17 | 2 | 22 | 0 | 1 | 1.77 | 12 | 1.62 | .333 | 231 | 252 | 1 | 0 | 0 | |
| | Hernandez, Fernando | 2 | 6 | 5.37 | 28 | 4 | 0 | 0 | 2 | 3 | 52.0 | 61 | 42 | 31 | 6 | 5 | 18 | 0 | 43 | 0 | 4 | 1.02 | 1 | 1.52 | .286 | 213 | 243 | 3 | 12 | 1 | |
| | Hunton, Jon | 5 | 2 | 2.96 | 34 | 0 | 0 | 0 | 0 | 2 | 45.2 | 46 | 18 | 15 | 4 | 0 | 16 | 2 | 28 | 0 | 1 | 0.74 | 3 | 1.36 | .257 | 179 | 197 | 2 | 8 | 5 | |
| * | Kilby, Brad | 0 | 0 | 5.54 | 12 | 0 | 0 | 0 | 0 | 0 | 13.0 | 18 | 8 | 8 | 0 | 1 | 6 | 0 | 18 | 0 | 0 | 0.43 | 0 | 1.85 | .327 | 55 | 63 | 0 | 3 | 2 | |
| | Lansford, Jared | 1 | 0 | 0.00 | 2 | 0 | 0 | 0 | 0 | 0 | 2.0 | 1 | 0 | 0 | 0 | 0 | 1 | 0 | 1 | 0 | 0 | 0.67 | 0 | 1.00 | .143 | 7 | 8 | 0 | 0 | 0 | |
| | McBeth, Marcus | 0 | 1 | 6.46 | 14 | 0 | 0 | 0 | 0 | 2 | 15.1 | 18 | 14 | 11 | 2 | 0 | 16 | 1 | 14 | 0 | 2 | 0.68 | 2 | 2.22 | .290 | 62 | 80 | 2 | 5 | 3 | |
| | Middleton, Kyle | 6 | 5 | 2.83 | 20 | 11 | 0 | 0 | 1 | 1 | 89.0 | 78 | 39 | 28 | 6 | 2 | 38 | 1 | 63 | 0 | 3 | 1.00 | 11 | 1.30 | .240 | 325 | 369 | 0 | 4 | 1 | |
| | Mortensen, Clay | 10 | 3 | 3.75 | 17 | 17 | 0 | 0 | 0 | 0 | 110.1 | 111 | 57 | 46 | 10 | 1 | 33 | 1 | 82 | 0 | 9 | 1.99 | 17 | 1.31 | .266 | 417 | 458 | 4 | 0 | 0 | |
| | Ramirez, Edwar | 3 | 1 | 2.97 | 22 | 0 | 0 | 0 | 0 | 0 | 30.1 | 24 | 10 | 10 | 2 | 0 | 15 | 3 | 22 | 0 | 2 | 0.86 | 1 | 1.29 | .222 | 108 | 127 | 1 | 6 | 4 | |
| | Ross, Tyson | 0 | 1 | 6.35 | 2 | 2 | 0 | 0 | 0 | 0 | 5.2 | 6 | 4 | 4 | 0 | 0 | 4 | 0 | 8 | 0 | 0 | 8.00 | 0 | 1.76 | .273 | 22 | 27 | 0 | 0 | 0 | |
| | Other | 10 | 6 | 4.04 | 117 | 16 | 0 | 0 | 22 | 27 | 189.1 | 177 | 106 | 85 | 15 | 10 | 97 | 4 | 201 | 3 | 13 | 0.93 | 7 | 1.45 | .244 | 724 | 842 | 8 | 48 | 11 | |
| | Team Total | 53 | 43 | 4.07 | 96 | 96 | 1 | 4 | 26 | 38 | 855.2 | 853 | 480 | 387 | 82 | 33 | 370 | 18 | 712 | 3 | 45 | 1.07 | 70 | 1.43 | .261 | 3270 | 3735 | 31 | 95 | 30 | |

KEY: * - lefthanded hitter/pitcher, # - switch hitter

Midland RockHounds (47-46) 5, Corpus Christi Hooks (41-52) 2
July 19, 2010

| | 1 | 2 | 3 | 4 | 5 | 6 | 7 | 8 | 9 | R | H | E |
|----------------|---|---|---|---|---|---|---|---|---|---|----|---|
| Midland | 0 | 0 | 2 | 0 | 1 | 1 | 0 | 1 | 0 | 5 | 8 | 0 |
| Corpus Christi | 0 | 0 | 0 | 1 | 0 | 0 | 0 | 0 | 1 | 2 | 10 | 1 |

| Midland | AB | R | H | RBI | BB | SO | LOB | AVG |
|-----------------|-----------|----------|----------|----------|----------|----------|-----------|-------------|
| Gilbert, CF | 5 | 0 | 0 | 0 | 0 | 1 | 5 | .261 |
| Horton, SS | 5 | 1 | 2 | 2 | 0 | 1 | 2 | .282 |
| Cardenas, 2B | 3 | 1 | 0 | 0 | 1 | 0 | 1 | .360 |
| Majewski, V, LF | 3 | 0 | 1 | 1 | 1 | 0 | 0 | .277 |
| Brown, C, DH | 3 | 0 | 1 | 1 | 1 | 1 | 0 | .342 |
| Valdez, A, 3B | 4 | 1 | 1 | 1 | 0 | 0 | 4 | .269 |
| Peterson, S, 1B | 3 | 0 | 1 | 0 | 1 | 1 | 0 | .243 |
| Sulentic, RF | 2 | 1 | 0 | 0 | 2 | 0 | 1 | .264 |
| Ortiz, G, C | 4 | 1 | 2 | 0 | 0 | 1 | 0 | .250 |
| Wright, M, P | 0 | 0 | 0 | 0 | 0 | 0 | 0 | .000 |
| Friend, P | 0 | 0 | 0 | 0 | 0 | 0 | 0 | .000 |
| Storey, M, P | 0 | 0 | 0 | 0 | 0 | 0 | 0 | .000 |
| Totals | 32 | 5 | 8 | 5 | 6 | 5 | 13 | .264 |

| Corpus Christi | AB | R | H | RBI | BB | SO | LOB | AVG |
|--------------------|-----------|----------|-----------|----------|----------|----------|-----------|-------------|
| Shuck, CF | 4 | 0 | 1 | 0 | 0 | 0 | 1 | .299 |
| Affronti, SS | 4 | 0 | 1 | 0 | 0 | 1 | 0 | .292 |
| Parejo, DH | 4 | 0 | 2 | 0 | 0 | 1 | 0 | .276 |
| Clemens, 1B | 4 | 2 | 2 | 2 | 0 | 1 | 3 | .258 |
| Martinez, J.D., LF | 4 | 0 | 1 | 0 | 0 | 1 | 3 | .267 |
| Gaston, RF | 4 | 0 | 1 | 0 | 0 | 0 | 1 | .241 |
| Florentino, 3B | 4 | 0 | 1 | 0 | 0 | 1 | 1 | .263 |
| Santangelo, C | 3 | 0 | 1 | 0 | 0 | 2 | 1 | .206 |
| a-Van Ostrand, PH | 1 | 0 | 0 | 0 | 0 | 0 | 1 | .237 |
| Vallejo, 2B | 3 | 0 | 0 | 0 | 0 | 1 | 2 | .132 |
| Lumsden, P | 0 | 0 | 0 | 0 | 0 | 0 | 0 | .167 |
| Leon, P | 0 | 0 | 0 | 0 | 0 | 0 | 0 | .000 |
| Wells, J, P | 0 | 0 | 0 | 0 | 0 | 0 | 0 | .000 |
| Totals | 35 | 2 | 10 | 2 | 0 | 8 | 13 | .249 |

a-Grounded out for Santangelo in the 9th.

BATTING

2B: Ortiz, G (5, Lumsden), Majewski, V (9, Lumsden).
HR: Valdez, A (10, 5th inning off Lumsden, 0 on, 0 out).
TB: Horton 2; Majewski, V 2; Brown, C; Valdez, A 4; Peterson, S; Ortiz, G 3.
RBI: Horton 2 (32), Valdez, A (48), Majewski, V (27), Brown, C (28).
2-out RBI: Horton 2; Majewski, V; Brown, C.
Runners left in scoring position, 2 out: Valdez, A 3; Horton 2.
GIDP: Sulentic; Gilbert.
Team RISP: 3-for-8.
Team LOB: 6.

FIELDING

Outfield assists: Majewski, V (Martinez, J.D. at 1st base).
DP: (Majewski, V-Horton-Peterson, S).

BATTING

2B: Santangelo (8, Wright, M), Gaston (11, Friend).
HR: Clemens 2 (21, 4th inning off Wright, M, 0 on, 1 out; 9th inning off Storey, M, 0 on, 0 out).
TB: Shuck; Affronti; Parejo 2; Clemens 8; Martinez, J.D.; Gaston 2; Florentino; Santangelo 2.
RBI: Clemens 2 (65).
Runners left in scoring position, 2 out: Martinez, J.D. 2; Shuck; Vallejo.
Team RISP: 0-for-9.
Team LOB: 6.

BASERUNNING

SB: Parejo (2, 2nd base off Wright, M/Ortiz, G), Affronti (2, 3rd base off Wright, M/Ortiz, G).
CS: Shuck (9, 2nd base by Wright, M/Ortiz, G).

FIELDING

E: Martinez, J.D. (1, throw).
Outfield assists: Martinez, J.D. (Horton at 1st base).
DP: 2 (Vallejo-Affronti-Clemens, Clemens-Santangelo-Clemens).

| Midland | IP | H | R | ER | BB | SO | HR | ERA |
|--------------------|------------|-----------|----------|----------|----------|----------|----------|-------------|
| Wright, M (W, 3-0) | 5.2 | 7 | 1 | 1 | 0 | 5 | 1 | 3.42 |
| Friend (H, 4) | 1.1 | 1 | 0 | 0 | 0 | 2 | 0 | 3.44 |
| Storey, M | 2.0 | 2 | 1 | 1 | 0 | 1 | 1 | 4.50 |
| Totals | 9.0 | 10 | 2 | 2 | 0 | 8 | 2 | 4.07 |

| Corpus Christi | IP | H | R | ER | BB | SO | HR | ERA |
|------------------|------------|----------|----------|----------|----------|----------|----------|-------------|
| Lumsden (L, 4-8) | 6.2 | 4 | 4 | 4 | 4 | 2 | 1 | 4.04 |
| Leon | 1.1 | 2 | 1 | 1 | 1 | 2 | 0 | 6.75 |
| Wells, J | 1.0 | 2 | 0 | 0 | 1 | 1 | 0 | 3.86 |
| Totals | 9.0 | 8 | 5 | 5 | 6 | 5 | 1 | 3.61 |

Balk: Friend.

Pitches-strikes: Wright, M 77-58, Friend 19-12, Storey, M 19-14, Lumsden 93-52, Leon 22-11, Wells, J 17-9.

Groundouts-flyouts: Wright, M 3-6, Friend 2-0, Storey, M 4-1, Lumsden 8-9, Leon 0-1, Wells, J 2-0.

Batters faced: Wright, M 22, Friend 5, Storey, M 8, Lumsden 26, Leon 7, Wells, J 5.

Inherited runners-scored: Friend 1-0.

Umpires: HP: Dan Oliver. 1B: Jimmy Volpi. 2B: . 3B: Brandon Misun.

Weather: 87 degrees, clear.

Wind: 14 mph, R to L.

T: 2:35.

Att: 7,637.

Stockton Ports (45-50) 9, Rancho Cucamonga Quakes (53-42) 8
July 19, 2010

| | 1 | 2 | 3 | 4 | 5 | 6 | 7 | 8 | 9 | R | H | E |
|------------------|---|---|---|---|---|---|---|---|---|---|----|---|
| Rancho Cucamonga | 2 | 0 | 0 | 2 | 0 | 0 | 1 | 3 | 0 | 8 | 13 | 0 |
| Stockton | 0 | 0 | 0 | 8 | 0 | 1 | 0 | 0 | x | 9 | 12 | 3 |

| Rancho Cucamonga | AB | R | H | RBI | BB | SO | LOB | AVG |
|-------------------|-----------|----------|-----------|----------|----------|-----------|-----------|-------------|
| Trout, CF | 5 | 2 | 3 | 1 | 0 | 1 | 2 | .304 |
| Rosario, A, C | 4 | 0 | 0 | 0 | 0 | 3 | 1 | .404 |
| Jimenez, Lu, 3B | 4 | 0 | 1 | 1 | 1 | 1 | 2 | .268 |
| Jacobo, 1B | 5 | 1 | 3 | 2 | 0 | 1 | 1 | .297 |
| Fuller, C, RF | 5 | 2 | 1 | 0 | 0 | 2 | 2 | .322 |
| Castillo, A, DH | 4 | 0 | 2 | 1 | 0 | 1 | 3 | .254 |
| Oliver, E, LF | 3 | 1 | 2 | 1 | 1 | 0 | 1 | .293 |
| 1-Ramos, K, PR-2B | 0 | 1 | 0 | 0 | 0 | 0 | 0 | .156 |
| Townsend, 2B | 3 | 0 | 0 | 0 | 0 | 3 | 3 | .250 |
| a-Baird, PH | 1 | 0 | 1 | 1 | 0 | 0 | 0 | .260 |
| 2-Kiniry, PR-LF | 0 | 1 | 0 | 0 | 0 | 0 | 0 | .270 |
| Campos, SS | 4 | 0 | 0 | 1 | 0 | 1 | 4 | .250 |
| Corbin, P, P | 0 | 0 | 0 | 0 | 0 | 0 | 0 | .000 |
| Scholl, P | 0 | 0 | 0 | 0 | 0 | 0 | 0 | .000 |
| Berg, P | 0 | 0 | 0 | 0 | 0 | 0 | 0 | .000 |
| Totals | 38 | 8 | 13 | 8 | 2 | 13 | 19 | .277 |

| Stockton | AB | R | H | RBI | BB | SO | LOB | AVG |
|-----------------|-----------|----------|-----------|----------|----------|-----------|-----------|-------------|
| Mitchell, J, CF | 4 | 2 | 2 | 2 | 0 | 1 | 2 | .318 |
| Green, SS | 5 | 1 | 4 | 3 | 0 | 0 | 0 | .329 |
| Parker, S, 3B | 5 | 0 | 0 | 0 | 0 | 1 | 5 | .291 |
| Spina, 1B | 4 | 0 | 1 | 0 | 0 | 3 | 0 | .259 |
| Barfield, RF | 4 | 1 | 1 | 0 | 0 | 2 | 1 | .259 |
| Ladendorf, 2B | 4 | 1 | 1 | 0 | 0 | 1 | 1 | .283 |
| Ortiz, R, C | 2 | 2 | 0 | 0 | 2 | 0 | 1 | .282 |
| Thomas, Dav, DH | 4 | 1 | 1 | 2 | 0 | 2 | 1 | .239 |
| Walton, LF | 4 | 1 | 2 | 2 | 0 | 0 | 0 | .268 |
| Hornbeck, P | 0 | 0 | 0 | 0 | 0 | 0 | 0 | .000 |
| Deal, P | 0 | 0 | 0 | 0 | 0 | 0 | 0 | .000 |
| Pina, P | 0 | 0 | 0 | 0 | 0 | 0 | 0 | .000 |
| Smyth, P | 0 | 0 | 0 | 0 | 0 | 0 | 0 | .000 |
| Totals | 36 | 9 | 12 | 9 | 2 | 10 | 11 | .270 |

a-Singled for Townsend in the 8th.

1-Ran for Oliver, E in the 8th. 2-Ran for Baird in the 8th.

BATTING

2B: Trout 2 (2, Hornbeck, Pina), Fuller, C (9, Deal).

3B: Trout (1, Deal).

HR: Jacobo (12, 1st inning off Hornbeck, 1 on, 2 out), Oliver, E (4, 4th inning off Hornbeck, 0 on, 1 out).

TB: Trout 7; Jimenez, Lu; Jacobo 6; Fuller, C 2; Castillo, A 2; Oliver, E 5; Baird.

RBI: Jacobo 2 (72), Castillo, A (48), Oliver, E (24), Jimenez, Lu (18), Baird (34), Campos (10), Trout (2).

2-out RBI: Jacobo 2; Trout.

Runners left in scoring position, 2 out: Trout; Fuller, C; Campos; Castillo, A.

S: Rosario, A.

SF: Castillo, A.

GIDP: Jimenez, Lu.

Team RISP: 4-for-17.

Team LOB: 7.

BASERUNNING

SB: Fuller, C (8, 3rd base off Hornbeck/Ortiz, R).

CS: Jimenez, Lu (3, 2nd base by Hornbeck/Ortiz, R), Trout (2, 3rd base by Pina/Ortiz, R).

PO: Jimenez, Lu (1st base by Hornbeck).

BATTING

HR: Green (10, 4th inning off Corbin, P, 1 on, 0 out), Mitchell, J (6, 4th inning off Corbin, P, 1 on, 2 out).

TB: Mitchell, J 5; Green 7; Spina; Barfield; Ladendorf; Thomas, Dav; Walton 2.

RBI: Green 3 (50), Thomas, Dav 2 (17), Walton 2 (5), Mitchell, J 2 (17).

2-out RBI: Thomas, Dav 2; Walton 2; Mitchell, J 2; Green.

Runners left in scoring position, 2 out: Parker, S 2.

Team RISP: 4-for-7.

Team LOB: 6.

BASERUNNING

SB: Thomas, Dav (6, 2nd base off Corbin, P/Rosario, A), Walton (2, 2nd base off Corbin, P/Rosario, A).

FIELDING

E: Ortiz, R (8, throw), Parker, S (21, throw), Green (26, throw).

DP: (Parker, S-Ladendorf-Spina).

Pickoffs: Hornbeck (Jimenez, Lu at 1st base).

| Rancho Cucamonga | IP | H | R | ER | BB | SO | HR | ERA |
|--------------------|------------|-----------|----------|----------|----------|-----------|----------|-------------|
| Corbin, P (L, 5-3) | 3.2 | 7 | 8 | 8 | 1 | 5 | 2 | 3.81 |
| Scholl | 2.0 | 2 | 1 | 1 | 1 | 4 | 0 | 3.89 |
| Berg | 2.1 | 3 | 0 | 0 | 0 | 1 | 0 | 1.45 |
| Totals | 8.0 | 12 | 9 | 9 | 2 | 10 | 2 | 4.33 |

| Stockton | IP | H | R | ER | BB | SO | HR | ERA |
|-------------------|------------|-----------|----------|----------|----------|-----------|----------|-------------|
| Hornbeck (W, 3-2) | 5.0 | 7 | 4 | 3 | 1 | 8 | 2 | 4.79 |
| Deal | 2.1 | 3 | 3 | 3 | 1 | 2 | 0 | 3.83 |
| Pina (H, 5) | 0.2 | 2 | 1 | 1 | 0 | 0 | 0 | 7.89 |
| Smyth (S, 16) | 1.0 | 1 | 0 | 0 | 0 | 3 | 0 | 1.76 |
| Totals | 9.0 | 13 | 8 | 7 | 2 | 13 | 2 | 4.74 |

WP: Hornbeck.

HBP: Mitchell, J (by Berg).

Groundouts-flyouts: Corbin, P 4-1, Scholl 0-2, Berg 2-4, Hornbeck 5-3, Deal 3-2, Pina 1-0, Smyth 0-0.

Batters faced: Corbin, P 19, Scholl 9, Berg 11, Hornbeck 23, Deal 11, Pina 3, Smyth 5.

Inherited runners-scored: Berg 2-1, Pina 2-2.

Umpires: HP: Justin Sassaman. 1B: Charles Billington. 2B: . 3B: .

Weather: 91 degrees, clear.

Wind: 11 mph, Out to LF.

T: 2:58.

Att: 1,366.

Choose a highlighted category to sort. NOTE: Rate stats do not use qualifiers.

GI ---GAMES BY POSITION---

Table with columns: BATTERS, AVG, G, AB, R, H, 2B, 3B, HR, RBI, TB, BB, IBB, SO, SB, CS, OBP, SLG, OPS, SF, SAC, HBP, DP, 1B, 2B, 3B, SS, OF, C, E. Lists player statistics for various players including Barfield, Carter, Castillo, etc.

Table with columns: PITCHERS, W, L, ERA, G, GS, CG, SHO, SV, SVO, IP, H, R, ER, HR, HB, BB, IBB, SO, BK, WP, GO/AO, DP, WHIP, AVG, AB, TBF, SF, GF, HLD. Lists pitcher statistics for players like Barham, Braden, Carignan, Deal, etc.

KEY: * - lefthanded hitter/pitcher, # - switch hitter

Kane County Cougars (48-45) 8, West Michigan Whitecaps (33-60) 2
July 19, 2010

| | 1 | 2 | 3 | 4 | 5 | 6 | 7 | 8 | 9 | R | H | E |
|---------------|---|---|---|---|---|---|---|---|---|---|----|---|
| West Michigan | 0 | 0 | 0 | 0 | 0 | 0 | 2 | 0 | 0 | 2 | 10 | 0 |
| Kane County | 1 | 1 | 0 | 0 | 2 | 0 | 0 | 4 | x | 8 | 10 | 1 |

| West Michigan | AB | R | H | RBI | BB | SO | LOB | AVG |
|---------------------|-----------|----------|-----------|----------|----------|----------|-----------|-------------|
| Johnson, J, LF | 5 | 0 | 0 | 0 | 0 | 2 | 4 | .290 |
| Rowland, J, CF | 5 | 1 | 1 | 0 | 0 | 0 | 1 | .233 |
| Jones, Co, 2B | 3 | 0 | 2 | 1 | 1 | 1 | 0 | .417 |
| Gaynor, W, 3B | 5 | 0 | 1 | 0 | 0 | 0 | 5 | .276 |
| Plagman, 1B | 4 | 0 | 1 | 0 | 1 | 0 | 2 | .266 |
| Garcia, Av, RF | 3 | 0 | 1 | 0 | 1 | 2 | 1 | .261 |
| Brantly, C | 3 | 0 | 1 | 0 | 0 | 0 | 2 | .225 |
| Jones, Cl, DH | 4 | 0 | 1 | 0 | 0 | 0 | 4 | .289 |
| 1-Rockett, M, PR-DH | 0 | 0 | 0 | 0 | 0 | 0 | 0 | .221 |
| Gulliver, J, SS | 3 | 1 | 2 | 0 | 1 | 1 | 2 | .235 |
| Wesson, P | 0 | 0 | 0 | 0 | 0 | 0 | 0 | .000 |
| Samuels, P | 0 | 0 | 0 | 0 | 0 | 0 | 0 | .000 |
| Newman, P | 0 | 0 | 0 | 0 | 0 | 0 | 0 | .000 |
| Faulk, K, P | 0 | 0 | 0 | 0 | 0 | 0 | 0 | .000 |
| Totals | 35 | 2 | 10 | 1 | 4 | 6 | 21 | .249 |

| Kane County | AB | R | H | RBI | BB | SO | LOB | AVG |
|----------------|-----------|----------|-----------|----------|----------|----------|-----------|-------------|
| Crumbliss, 2B | 4 | 1 | 1 | 2 | 1 | 1 | 2 | .256 |
| Crisotomo, RF | 4 | 1 | 3 | 1 | 0 | 1 | 1 | .290 |
| Richard, M, CF | 3 | 0 | 1 | 1 | 0 | 0 | 3 | .305 |
| Aliotti, A, 1B | 2 | 2 | 0 | 0 | 2 | 0 | 1 | .287 |
| Stassi, C | 4 | 0 | 2 | 0 | 0 | 1 | 2 | .248 |
| Christian, SS | 3 | 1 | 2 | 2 | 1 | 1 | 2 | .246 |
| Gil, 3B | 2 | 2 | 0 | 1 | 1 | 1 | 1 | .227 |
| Dixon, Ra, LF | 4 | 1 | 1 | 0 | 0 | 0 | 3 | .247 |
| Affinito, DH | 3 | 0 | 0 | 1 | 0 | 1 | 2 | .167 |
| Smith, M, P | 0 | 0 | 0 | 0 | 0 | 0 | 0 | .000 |
| Peterson, P | 0 | 0 | 0 | 0 | 0 | 0 | 0 | .000 |
| Hoehn, P | 0 | 0 | 0 | 0 | 0 | 0 | 0 | .000 |
| Totals | 29 | 8 | 10 | 8 | 5 | 6 | 17 | .252 |

1-Ran for Jones, Cl in the 8th.

BATTING

2B: Plagman (9, Smith, M).
TB: Rowland, J; Jones, Co 2; Gaynor, W; Plagman 2; Garcia, Av; Brantly; Jones, Cl; Gulliver, J 2.
RBI: Jones, Co (3).
Runners left in scoring position, 2 out: Gulliver, J 2; Gaynor, W; Plagman 2; Johnson, J.
S: Brantly.
Team RISP: 2-for-14.
Team LOB: 12.

FIELDING

Outfield assists: Johnson, J (Christian at 3rd base).
DP: (Jones, Co-Gulliver, J-Plagman).

BATTING

2B: Christian (4, Samuels), Crumbliss (17, Newman).
TB: Crumbliss 2; Crisotomo 3; Richard, M; Stassi 2; Christian 3; Dixon, Ra.
RBI: Richard, M (29), Crisotomo (7), Christian 2 (8), Gil (55), Affinito (14), Crumbliss 2 (43).
2-out RBI: Crisotomo; Christian 2; Crumbliss 2.
Runners left in scoring position, 2 out: Christian; Richard, M; Gil; Crisotomo.
S: Crisotomo; Richard, M; Affinito.
GIDP: Richard, M.
Team RISP: 5-for-13.
Team LOB: 6.

BASERUNNING

SB: Christian (1, 2nd base off Wesson/Brantly).

FIELDING

E: Crumbliss (8, throw).
Outfield assists: Dixon, Ra (Plagman at home).

| West Michigan | IP | H | R | ER | BB | SO | HR | ERA |
|-----------------|------------|-----------|----------|----------|----------|----------|----------|-------------|
| Wesson (L, 2-1) | 4.0 | 4 | 2 | 2 | 3 | 4 | 0 | 2.43 |
| Samuels | 3.0 | 3 | 2 | 2 | 1 | 1 | 0 | 2.41 |
| Newman | 0.2 | 3 | 4 | 4 | 1 | 0 | 0 | 4.83 |
| Faulk, K | 0.1 | 0 | 0 | 0 | 0 | 1 | 0 | 2.77 |
| Totals | 8.0 | 10 | 8 | 8 | 5 | 6 | 0 | 4.00 |

| Kane County | IP | H | R | ER | BB | SO | HR | ERA |
|-------------------|------------|-----------|----------|----------|----------|----------|----------|-------------|
| Smith, M (W, 5-0) | 6.2 | 9 | 2 | 1 | 2 | 4 | 0 | 4.93 |
| Peterson (H, 1) | 1.1 | 0 | 0 | 0 | 2 | 1 | 0 | 3.13 |
| Hoehn | 1.0 | 1 | 0 | 0 | 0 | 1 | 0 | 2.76 |
| Totals | 9.0 | 10 | 2 | 1 | 4 | 6 | 0 | 3.91 |

WP: Wesson, Peterson.

Balk: Wesson, Smith, M.

HBP: Gil (by Newman), Jones, Co (by Smith, M).

Groundouts-flyouts: Wesson 4-4, Samuels 6-1, Newman 2-0, Faulk, K 0-0, Smith, M 8-5, Peterson 2-1, Hoehn 1-1.

Batters faced: Wesson 19, Samuels 11, Newman 7, Faulk, K 1, Smith, M 31, Peterson 6, Hoehn 4.

Inherited runners-scored: Faulk, K 1-0, Peterson 1-0.

Umpires: HP: Matt Jones. 1B: Alberto Ruiz. 2B: . 3B: .

Weather: 80 degrees, cloudy.

Wind: 8 mph, Out to CF.

T: 3:07.

Att: 4,975.

Choose a highlighted category to sort. NOTE: Rate stats do not use qualifiers.

GI ---GAMES BY POSITION---

| BATTERS | AVG | G | AB | R | H | 2B | 3B | HR | RBI | TB | BB | IBB | SO | SB | CS | OBP | SLG | OPS | SF | SAC | HBP | DP | 1B | 2B | 3B | SS | OF | C | E |
|---------------------------------------|------|----|------|-----|-----|-----|----|----|-----|------|-----|-----|-----|-----|----|------|------|-------|----|-----|-----|----|----|----|----|----|----|----|-----|
| Affinito, Christopher | .167 | 28 | 96 | 11 | 16 | 4 | 0 | 3 | 14 | 29 | 12 | 0 | 46 | 0 | 0 | .261 | .302 | .563 | 2 | 1 | 1 | 1 | 1 | 0 | 0 | 0 | 0 | 5 | 3 |
| * Aliotti, Anthony | .287 | 89 | 307 | 49 | 88 | 17 | 0 | 3 | 49 | 114 | 64 | 1 | 94 | 13 | 3 | .412 | .371 | .783 | 4 | 3 | 4 | 5 | 85 | 0 | 0 | 0 | 0 | 0 | 8 |
| * Christian, Jason | .246 | 17 | 65 | 11 | 16 | 4 | 0 | 1 | 8 | 23 | 3 | 2 | 15 | 1 | 0 | .286 | .354 | .640 | 1 | 0 | 1 | 0 | 0 | 1 | 9 | 4 | 0 | 0 | 3 |
| * Crisotomo, Jose | .290 | 9 | 31 | 7 | 9 | 1 | 0 | 0 | 7 | 10 | 1 | 0 | 1 | 1 | 0 | .313 | .323 | .635 | 0 | 3 | 0 | 1 | 0 | 0 | 0 | 0 | 9 | 0 | 0 |
| * Crumbliss, Conner | .256 | 89 | 324 | 63 | 83 | 17 | 2 | 2 | 43 | 110 | 79 | 0 | 57 | 19 | 7 | .402 | .340 | .741 | 6 | 3 | 4 | 5 | 0 | 76 | 0 | 0 | 11 | 0 | 8 |
| Dixon, Rashun | .247 | 76 | 279 | 40 | 69 | 15 | 2 | 5 | 33 | 103 | 39 | 0 | 83 | 6 | 5 | .352 | .369 | .721 | 2 | 0 | 7 | 3 | 0 | 0 | 0 | 0 | 71 | 0 | 1 |
| Gil, Leonardo | .227 | 82 | 304 | 44 | 69 | 16 | 4 | 9 | 55 | 120 | 19 | 0 | 73 | 3 | 2 | .276 | .395 | .671 | 6 | 2 | 4 | 8 | 0 | 0 | 71 | 6 | 0 | 0 | 13 |
| # Gilmartin, Michael | .254 | 86 | 303 | 30 | 77 | 23 | 3 | 4 | 40 | 118 | 33 | 0 | 84 | 11 | 5 | .334 | .389 | .724 | 3 | 5 | 5 | 7 | 0 | 0 | 0 | 84 | 0 | 0 | 22 |
| Hernandez, Franklin | .193 | 33 | 109 | 9 | 21 | 5 | 0 | 1 | 13 | 29 | 5 | 0 | 26 | 1 | 1 | .235 | .266 | .501 | 0 | 1 | 1 | 4 | 11 | 0 | 0 | 0 | 16 | 0 | 6 |
| House, Tyreace | .261 | 77 | 276 | 58 | 72 | 5 | 1 | 1 | 19 | 82 | 61 | 0 | 54 | 23 | 8 | .401 | .297 | .698 | 2 | 3 | 5 | 4 | 0 | 0 | 0 | 0 | 71 | 0 | 4 |
| Levia, Nino | .224 | 37 | 125 | 13 | 28 | 2 | 0 | 0 | 11 | 30 | 8 | 0 | 38 | 4 | 2 | .271 | .240 | .511 | 0 | 2 | 0 | 3 | 0 | 18 | 15 | 0 | 0 | 0 | 2 |
| * Napoleon, Dusty | .400 | 2 | 5 | 0 | 2 | 1 | 0 | 0 | 0 | 3 | 4 | 0 | 2 | 0 | 0 | .667 | .600 | 1.267 | 0 | 0 | 0 | 1 | 0 | 0 | 0 | 0 | 1 | 0 | 0 |
| Nunez, Juan | .167 | 31 | 102 | 8 | 17 | 2 | 0 | 1 | 9 | 22 | 5 | 0 | 34 | 0 | 0 | .211 | .216 | .427 | 1 | 1 | 1 | 1 | 0 | 0 | 0 | 0 | 0 | 30 | 7 |
| Richard, Myrio | .305 | 81 | 305 | 43 | 93 | 27 | 2 | 1 | 29 | 127 | 32 | 0 | 46 | 11 | 7 | .377 | .416 | .794 | 1 | 2 | 4 | 7 | 0 | 0 | 0 | 0 | 73 | 0 | 6 |
| Stassi, Max | .248 | 74 | 286 | 36 | 71 | 17 | 1 | 11 | 42 | 123 | 24 | 0 | 99 | 3 | 3 | .315 | .430 | .746 | 2 | 0 | 5 | 8 | 0 | 0 | 0 | 0 | 0 | 61 | 10 |
| Walton, Kent | .270 | 52 | 204 | 25 | 55 | 18 | 2 | 2 | 32 | 83 | 14 | 0 | 49 | 4 | 2 | .330 | .407 | .737 | 3 | 0 | 6 | 6 | 0 | 0 | 0 | 0 | 35 | 0 | 2 |
| Team Total | .252 | 93 | 3121 | 447 | 786 | 174 | 17 | 44 | 404 | 1126 | 403 | 3 | 801 | 100 | 45 | .343 | .361 | .704 | 33 | 26 | 48 | 64 | | | | | | | 116 |

| PITCHERS | W | L | ERA | G | GS | CG | SHO | SV | SVO | IP | H | R | ER | HR | HB | BB | IBB | SO | BK | WP | GO/AO | DP | WHIP | AVG | AB | TBF | SF | GF | HLD |
|---|----|----|-------|----|----|----|-----|----|-----|-------|-----|-----|-----|----|----|-----|-----|-----|----|----|-------|----|------|------|------|------|----|----|-----|
| Christensen, Kyle | 0 | 2 | 6.92 | 5 | 2 | 0 | 0 | 0 | 0 | 13.0 | 13 | 10 | 10 | 0 | 3 | 6 | 0 | 4 | 0 | 1 | 1.13 | 0 | 1.46 | .265 | 49 | 60 | 1 | 1 | 1 |
| Doolittle, Ryan | 0 | 0 | 3.86 | 2 | 0 | 0 | 0 | 0 | 0 | 2.1 | 2 | 1 | 1 | 1 | 0 | 0 | 0 | 3 | 0 | 0 | 0.00 | 0 | 0.86 | .200 | 10 | 10 | 0 | 1 | 1 |
| Garcia, Hector | 0 | 1 | 4.34 | 12 | 0 | 0 | 0 | 0 | 1 | 18.2 | 17 | 13 | 9 | 1 | 2 | 15 | 0 | 18 | 1 | 6 | 4.29 | 2 | 1.71 | .233 | 73 | 91 | 0 | 5 | 1 |
| Gil, Leonardo | 0 | 1 | 13.50 | 1 | 0 | 0 | 0 | 0 | 0 | 0.2 | 0 | 1 | 1 | 0 | 0 | 4 | 0 | 1 | 0 | 0 | 0.00 | 0 | 6.00 | .000 | 2 | 6 | 0 | 1 | 0 |
| Gilliam, Robert | 5 | 6 | 4.20 | 18 | 18 | 0 | 0 | 0 | 0 | 100.2 | 99 | 51 | 47 | 7 | 5 | 33 | 0 | 87 | 2 | 9 | 0.65 | 5 | 1.31 | .261 | 379 | 427 | 7 | 0 | 0 |
| Guzman, Jose | 3 | 1 | 3.89 | 31 | 0 | 0 | 0 | 13 | 15 | 37.0 | 37 | 20 | 16 | 2 | 1 | 12 | 0 | 39 | 1 | 5 | 1.06 | 1 | 1.32 | .257 | 144 | 159 | 1 | 26 | 1 |
| Hoehn, Connor | 5 | 3 | 2.76 | 30 | 0 | 0 | 0 | 1 | 2 | 62.0 | 40 | 21 | 19 | 3 | 5 | 25 | 1 | 76 | 0 | 5 | 0.93 | 0 | 1.05 | .181 | 221 | 257 | 1 | 5 | 5 |
| * Huttenlocker, Anthony | 1 | 1 | 2.97 | 22 | 0 | 0 | 0 | 1 | 1 | 33.1 | 30 | 11 | 11 | 1 | 1 | 11 | 0 | 38 | 1 | 1 | 1.32 | 1 | 1.23 | .242 | 124 | 137 | 1 | 5 | 1 |
| Joseph, Jonathan | 0 | 3 | 4.67 | 7 | 2 | 0 | 0 | 0 | 0 | 17.1 | 17 | 11 | 9 | 1 | 2 | 11 | 1 | 18 | 0 | 8 | 0.94 | 2 | 1.62 | .250 | 68 | 82 | 1 | 1 | 2 |
| * Krol, Ian | 7 | 3 | 2.26 | 19 | 18 | 0 | 0 | 0 | 0 | 95.2 | 72 | 31 | 24 | 2 | 6 | 16 | 1 | 71 | 3 | 1 | 1.30 | 4 | 0.92 | .207 | 348 | 378 | 4 | 1 | 0 |
| Lansford, Josh | 0 | 1 | 5.46 | 27 | 0 | 0 | 0 | 0 | 1 | 31.1 | 38 | 21 | 19 | 3 | 3 | 14 | 0 | 31 | 2 | 4 | 0.71 | 1 | 1.66 | .302 | 126 | 145 | 2 | 12 | 2 |
| * Marks, Justin | 3 | 10 | 4.97 | 18 | 18 | 0 | 0 | 0 | 0 | 96.0 | 96 | 59 | 53 | 9 | 8 | 38 | 0 | 107 | 0 | 7 | 1.24 | 6 | 1.40 | .260 | 369 | 417 | 0 | 0 | 0 |
| Mederos, Chris | 3 | 2 | 1.63 | 6 | 5 | 0 | 0 | 0 | 0 | 27.2 | 20 | 9 | 5 | 0 | 1 | 7 | 0 | 24 | 0 | 2 | 1.67 | 0 | 0.98 | .192 | 104 | 113 | 0 | 0 | 0 |
| Nunez, Juan | 0 | 0 | 0.00 | 1 | 0 | 0 | 0 | 0 | 0 | 0.1 | 0 | 0 | 0 | 0 | 1 | 0 | 0 | 0 | 0 | 0 | 0.00 | 0 | 3.00 | .000 | 1 | 2 | 0 | 1 | 0 |
| * Peterson, Max | 3 | 2 | 3.13 | 21 | 0 | 0 | 0 | 2 | 5 | 31.2 | 20 | 11 | 11 | 3 | 2 | 18 | 1 | 43 | 0 | 5 | 1.58 | 2 | 1.20 | .187 | 107 | 133 | 2 | 12 | 1 |
| Pina, Jose | 2 | 1 | 3.74 | 13 | 0 | 0 | 0 | 1 | 1 | 21.2 | 27 | 15 | 9 | 3 | 3 | 6 | 0 | 29 | 0 | 2 | 1.00 | 3 | 1.52 | .307 | 88 | 100 | 1 | 6 | 3 |
| * Quigley, Ryan | 0 | 0 | 6.62 | 11 | 0 | 0 | 0 | 0 | 2 | 17.2 | 22 | 16 | 13 | 3 | 0 | 10 | 0 | 17 | 1 | 6 | 2.18 | 1 | 1.81 | .310 | 71 | 85 | 3 | 4 | 2 |
| * Ramirez, Anvioris | 0 | 1 | 5.89 | 6 | 2 | 0 | 0 | 1 | 1 | 18.1 | 23 | 14 | 12 | 1 | 0 | 7 | 0 | 10 | 1 | 0 | 1.39 | 4 | 1.64 | .315 | 73 | 80 | 0 | 1 | 1 |
| Schultz, Bo | 4 | 1 | 2.82 | 29 | 0 | 0 | 0 | 0 | 1 | 51.0 | 40 | 19 | 16 | 1 | 9 | 25 | 2 | 44 | 2 | 3 | 3.33 | 6 | 1.27 | .215 | 186 | 222 | 1 | 11 | 2 |
| Smalley, Kenny | 0 | 0 | 0.00 | 1 | 1 | 0 | 0 | 0 | 0 | 4.1 | 3 | 0 | 0 | 0 | 0 | 2 | 0 | 4 | 0 | 0 | 0.33 | 0 | 1.15 | .200 | 15 | 17 | 0 | 0 | 0 |
| Smith, Murphy | 5 | 0 | 4.93 | 9 | 8 | 0 | 0 | 0 | 0 | 49.1 | 54 | 34 | 27 | 1 | 5 | 13 | 1 | 41 | 1 | 1 | 1.71 | 3 | 1.36 | .277 | 195 | 220 | 4 | 0 | 0 |
| Straily, Daniel | 7 | 6 | 4.35 | 19 | 19 | 0 | 0 | 0 | 0 | 99.1 | 94 | 52 | 48 | 8 | 4 | 43 | 3 | 105 | 0 | 7 | 1.30 | 9 | 1.38 | .258 | 365 | 418 | 4 | 0 | 0 |
| Team Total | 48 | 45 | 3.91 | 93 | 93 | 0 | 4 | 19 | 30 | 829.1 | 764 | 420 | 360 | 50 | 60 | 317 | 10 | 810 | 15 | 73 | 1.23 | 50 | 1.30 | .245 | 3118 | 3559 | 33 | 93 | 23 |

KEY: * - lefthanded hitter/pitcher, # - switch hitter

Salem-Keizer Volcanoes (14-17) 6, Vancouver Canadians (13-18) 1
July 19, 2010

| | 1 | 2 | 3 | 4 | 5 | 6 | 7 | 8 | 9 | R | H | E |
|--------------|---|---|---|---|---|---|---|---|---|---|----|---|
| Salem-Keizer | 0 | 0 | 1 | 2 | 3 | 0 | 0 | 0 | 0 | 6 | 12 | 1 |
| Vancouver | 1 | 0 | 0 | 0 | 0 | 0 | 0 | 0 | 0 | 1 | 8 | 0 |

| Salem-Keizer | AB | R | H | RBI | BB | SO | LOB | AVG | Vancouver | AB | R | H | RBI | BB | SO | LOB | AVG |
|-----------------|----|---|----|-----|----|----|-----|------|-----------------|----|---|---|-----|----|----|-----|------|
| Lofton, CF | 5 | 1 | 1 | 0 | 0 | 0 | 2 | .278 | Bercume, DH | 4 | 0 | 1 | 0 | 0 | 0 | 1 | .275 |
| Izturis, SS | 5 | 1 | 2 | 1 | 0 | 0 | 1 | .284 | Fabiaschi, 2B | 4 | 1 | 1 | 0 | 0 | 0 | 1 | .216 |
| Medina, RF | 4 | 2 | 2 | 1 | 1 | 1 | 0 | .299 | Kirkland, SS | 4 | 0 | 1 | 0 | 0 | 0 | 0 | .315 |
| Shriner, DH | 5 | 0 | 0 | 0 | 0 | 2 | 6 | .233 | Landaeta, RF | 4 | 0 | 2 | 1 | 0 | 0 | 1 | .330 |
| Scoma, LF | 4 | 0 | 2 | 3 | 0 | 0 | 0 | .321 | Kirby-Jones, 1B | 2 | 0 | 1 | 0 | 1 | 1 | 1 | .231 |
| Campbell, 2B | 4 | 0 | 0 | 0 | 0 | 2 | 2 | .247 | Lipkin, C | 4 | 0 | 1 | 0 | 0 | 1 | 5 | .211 |
| Burg, A, C | 3 | 1 | 2 | 1 | 1 | 1 | 0 | .232 | Whitaker, LF | 4 | 0 | 0 | 0 | 0 | 0 | 3 | .190 |
| Duvall, 3B | 3 | 0 | 2 | 0 | 1 | 0 | 2 | .279 | Leyja, 3B | 4 | 0 | 0 | 0 | 0 | 1 | 1 | .184 |
| Quintana, C, 1B | 4 | 1 | 1 | 0 | 0 | 2 | 2 | .291 | Tripp, CF | 4 | 0 | 1 | 0 | 0 | 1 | 1 | .146 |
| Rogers, P | 0 | 0 | 0 | 0 | 0 | 0 | 0 | .000 | Jimenez, De, P | 0 | 0 | 0 | 0 | 0 | 0 | 0 | .000 |
| Dunning, J, P | 0 | 0 | 0 | 0 | 0 | 0 | 0 | .000 | Quigley, P | 0 | 0 | 0 | 0 | 0 | 0 | 0 | .000 |
| Totals | 37 | 6 | 12 | 6 | 3 | 8 | 15 | .261 | Hassebrock, P | 0 | 0 | 0 | 0 | 0 | 0 | 0 | .000 |
| | | | | | | | | | Totals | 34 | 1 | 8 | 1 | 1 | 4 | 14 | .246 |

BATTING

2B: Medina 2 (6, Jimenez, De, Jimenez, De), Quintana, C (3, Jimenez, De), Burg, A (3, Quigley).

HR: Burg, A (3, 3rd inning off Jimenez, De, 0 on, 0 out).

TB: Lofton; Izturis 2; Medina 4; Scoma 2; Burg, A 6; Duvall 2; Quintana, C 2.

RBI: Burg, A (9), Scoma 3 (18), Izturis (10), Medina (16).

2-out RBI: Scoma.

Runners left in scoring position, 2 out: Duvall; Lofton; Shriner 2.

Team RISP: 5-for-12.

Team LOB: 7.

BASERUNNING

PO: Duvall (1st base by Jimenez, De).

FIELDING

E: Rogers (1, pickoff).

DP: (Izturis-Campbell-Quintana, C).

BATTING

2B: Landaeta (9, Rogers).

TB: Bercume; Fabiaschi; Kirkland; Landaeta 3; Kirby-Jones; Lipkin; Tripp.

RBI: Landaeta (13).

Runners left in scoring position, 2 out: Kirby-Jones; Tripp; Lipkin.

GIDP: Whitaker.

Team RISP: 1-for-8.

Team LOB: 8.

FIELDING

Outfield assists: Landaeta (Burg, A at home).

Pickoffs: Jimenez, De (Duvall at 1st base).

| Salem-Keizer | IP | H | R | ER | BB | SO | HR | ERA | Vancouver | IP | H | R | ER | BB | SO | HR | ERA |
|-------------------|-----|---|---|----|----|----|----|------|----------------------|-----|----|---|----|----|----|----|------|
| Rogers (W, 3-2) | 6.0 | 6 | 1 | 0 | 1 | 3 | 0 | 4.08 | Jimenez, De (L, 1-3) | 5.0 | 9 | 6 | 6 | 1 | 4 | 1 | 3.68 |
| Dunning, J (S, 2) | 3.0 | 2 | 0 | 0 | 0 | 1 | 0 | 2.61 | Quigley | 3.0 | 2 | 0 | 0 | 0 | 3 | 0 | 4.86 |
| Totals | 9.0 | 8 | 1 | 0 | 1 | 4 | 0 | 4.16 | Hassebrock | 1.0 | 1 | 0 | 0 | 2 | 1 | 0 | 5.40 |
| | | | | | | | | | Totals | 9.0 | 12 | 6 | 6 | 3 | 8 | 1 | 3.78 |

Balk: Jimenez, De.

HBP: Kirby-Jones (by Dunning, J).

Groundouts-flyouts: Rogers 12-3, Dunning, J 3-4, Jimenez, De 6-3, Quigley 5-0, Hassebrock 0-2.

Batters faced: Rogers 24, Dunning, J 12, Jimenez, De 24, Quigley 10, Hassebrock 6.

Umpires: HP: Matt Springer. 1B: John Silva. 2B: . 3B: .

Weather: 68 degrees, clear.

Wind: 8 mph, L to R.

T: 2:32.

Att: 4,586.

Choose a highlighted category to sort. NOTE: Rate stats do not use qualifiers.

GI ---GAMES BY POSITION---

| BATTERS | AVG | G | AB | R | H | 2B | 3B | HR | RBI | TB | BB | IBB | SO | SB | CS | OBP | SLG | OPS | SF | SAC | HBP | DP | 1B | 2B | 3B | SS | OF | C | E | |
|---------------------------------------|------|----|------|-----|-----|----|----|----|-----|-----|-----|-----|-----|----|----|------|------|------|----|-----|-----|----|----|----|----|----|----|----|----|----|
| Affinito, Christopher | .320 | 16 | 50 | 5 | 16 | 3 | 0 | 1 | 7 | 22 | 15 | 0 | 17 | 0 | 0 | .493 | .440 | .933 | 1 | 0 | 3 | 0 | 5 | 0 | 0 | 0 | 0 | 1 | 1 | |
| * Bercume, Jeff | .275 | 27 | 109 | 7 | 30 | 4 | 0 | 0 | 8 | 34 | 7 | 0 | 15 | 2 | 2 | .319 | .312 | .631 | 2 | 4 | 1 | 2 | 0 | 0 | 0 | 0 | 21 | 0 | 1 | |
| Castillo, Gernaldo | .118 | 13 | 34 | 1 | 4 | 1 | 0 | 0 | 2 | 5 | 4 | 0 | 7 | 1 | 0 | .211 | .147 | .358 | 0 | 1 | 0 | 1 | 0 | 7 | 3 | 3 | 0 | 0 | 8 | |
| * Crisotomo, Jose | .267 | 13 | 45 | 4 | 12 | 0 | 0 | 0 | 4 | 12 | 1 | 1 | 9 | 1 | 2 | .283 | .267 | .549 | 0 | 1 | 0 | 2 | 0 | 0 | 0 | 0 | 12 | 0 | 0 | |
| Fabiaschi, Michael | .216 | 14 | 37 | 4 | 8 | 1 | 0 | 0 | 0 | 9 | 8 | 0 | 7 | 2 | 0 | .370 | .243 | .613 | 0 | 1 | 1 | 0 | 0 | 7 | 1 | 4 | 0 | 0 | 2 | |
| * Hurley, Zachary | .205 | 14 | 39 | 6 | 8 | 2 | 0 | 0 | 1 | 10 | 2 | 0 | 9 | 0 | 0 | .244 | .256 | .500 | 0 | 0 | 0 | 3 | 0 | 0 | 0 | 0 | 10 | 0 | 1 | |
| Kirby-Jones, A.J. | .231 | 31 | 104 | 16 | 24 | 3 | 0 | 3 | 11 | 36 | 21 | 1 | 31 | 1 | 0 | .372 | .346 | .718 | 1 | 0 | 3 | 4 | 25 | 0 | 0 | 0 | 0 | 0 | 4 | |
| Kirkland, Wade | .315 | 26 | 111 | 12 | 35 | 9 | 2 | 0 | 10 | 48 | 4 | 0 | 17 | 0 | 1 | .333 | .432 | .766 | 2 | 0 | 0 | 5 | 0 | 0 | 0 | 26 | 0 | 0 | 12 | |
| Landaeta, Douglas | .330 | 29 | 115 | 11 | 38 | 9 | 0 | 1 | 13 | 50 | 5 | 0 | 12 | 2 | 3 | .364 | .435 | .798 | 0 | 1 | 1 | 5 | 0 | 0 | 0 | 0 | 29 | 0 | 1 | |
| Levja, Nino | .184 | 19 | 76 | 8 | 14 | 2 | 0 | 1 | 3 | 19 | 7 | 0 | 13 | 0 | 0 | .267 | .250 | .517 | 1 | 1 | 2 | 1 | 0 | 17 | 1 | 0 | 0 | 0 | 6 | |
| Lipkin, Ryan | .211 | 19 | 71 | 4 | 15 | 5 | 0 | 1 | 13 | 23 | 2 | 0 | 12 | 0 | 1 | .233 | .324 | .557 | 0 | 1 | 0 | 1 | 0 | 0 | 0 | 0 | 0 | 16 | 1 | |
| Luis, Marcos | .174 | 8 | 23 | 1 | 4 | 0 | 0 | 0 | 1 | 4 | 0 | 0 | 3 | 0 | 0 | .208 | .174 | .382 | 0 | 0 | 1 | 1 | 2 | 0 | 4 | 0 | 0 | 0 | 2 | |
| Nester, John | .222 | 3 | 9 | 0 | 2 | 1 | 0 | 0 | 2 | 3 | 2 | 0 | 5 | 0 | 0 | .364 | .333 | .697 | 0 | 0 | 0 | 0 | 0 | 0 | 0 | 0 | 0 | 2 | 0 | |
| Petitti, Daniel | .114 | 14 | 35 | 0 | 4 | 0 | 0 | 0 | 3 | 4 | 5 | 0 | 15 | 0 | 0 | .220 | .114 | .334 | 1 | 2 | 0 | 2 | 0 | 0 | 0 | 0 | 0 | 14 | 1 | |
| Thompson, Tony | .287 | 24 | 87 | 11 | 25 | 5 | 0 | 1 | 6 | 33 | 10 | 0 | 17 | 0 | 1 | .374 | .379 | .753 | 0 | 0 | 2 | 1 | 0 | 0 | 24 | 0 | 0 | 0 | 9 | |
| Tripp, Jordan | .146 | 13 | 41 | 8 | 6 | 1 | 0 | 0 | 2 | 7 | 5 | 0 | 16 | 0 | 2 | .271 | .171 | .442 | 0 | 1 | 2 | 0 | 0 | 0 | 0 | 0 | 0 | 11 | 0 | 0 |
| Wells, Jeremy | .231 | 6 | 13 | 1 | 3 | 0 | 0 | 0 | 1 | 3 | 3 | 0 | 4 | 1 | 0 | .412 | .231 | .643 | 0 | 0 | 1 | 1 | 0 | 3 | 0 | 0 | 0 | 0 | 0 | |
| Whitaker, John | .190 | 14 | 42 | 3 | 8 | 0 | 0 | 0 | 7 | 8 | 5 | 0 | 8 | 2 | 1 | .265 | .190 | .456 | 2 | 1 | 0 | 2 | 0 | 0 | 0 | 0 | 12 | 0 | 0 | |
| Team Total | .246 | 31 | 1041 | 102 | 256 | 46 | 2 | 8 | 94 | 330 | 106 | 2 | 217 | 12 | 13 | .323 | .317 | .640 | 10 | 14 | 17 | 31 | | | | | | | | 54 |

| PITCHERS | W | L | ERA | G | GS | CG | SHO | SV | SVO | IP | H | R | ER | HR | HB | BB | IBB | SO | BK | WP | GO/AO | DP | WHIP | AVG | AB | TBF | SF | GF | HLD |
|--------------------------------------|----|----|------|----|----|----|-----|----|-----|-------|-----|-----|-----|----|----|----|-----|-----|----|----|-------|----|------|------|------|------|----|----|-----|
| Bowman, Josh | 0 | 0 | 4.91 | 4 | 0 | 0 | 0 | 0 | 0 | 3.2 | 7 | 7 | 2 | 0 | 1 | 1 | 0 | 3 | 0 | 0 | 1.00 | 0 | 2.18 | .333 | 21 | 24 | 1 | 1 | 0 |
| * Brown, Jacob | 1 | 1 | 2.61 | 8 | 0 | 0 | 0 | 0 | 1 | 10.1 | 11 | 4 | 3 | 0 | 0 | 3 | 0 | 11 | 0 | 1 | 1.83 | 0 | 1.35 | .275 | 40 | 44 | 1 | 2 | 1 |
| Christensen, Kyle | 0 | 1 | 4.26 | 4 | 4 | 0 | 0 | 0 | 0 | 19.0 | 17 | 9 | 9 | 2 | 0 | 7 | 0 | 10 | 0 | 1 | 0.96 | 2 | 1.26 | .243 | 70 | 78 | 0 | 0 | 0 |
| Doolittle, Ryan | 2 | 0 | 0.00 | 6 | 0 | 0 | 0 | 0 | 0 | 16.0 | 7 | 3 | 0 | 0 | 0 | 1 | 0 | 18 | 0 | 0 | 2.88 | 3 | 0.50 | .127 | 55 | 58 | 0 | 0 | 0 |
| Griffin, A.J. | 1 | 1 | 4.91 | 6 | 0 | 0 | 0 | 3 | 3 | 7.1 | 5 | 6 | 4 | 0 | 1 | 4 | 1 | 7 | 0 | 1 | 0.40 | 1 | 1.23 | .192 | 26 | 31 | 0 | 5 | 0 |
| Hart, Mike | 1 | 1 | 1.50 | 10 | 0 | 0 | 0 | 4 | 6 | 12.0 | 16 | 4 | 2 | 0 | 0 | 2 | 0 | 20 | 0 | 1 | 2.50 | 1 | 1.50 | .327 | 49 | 52 | 0 | 5 | 0 |
| Hasebrock, Blake | 0 | 0 | 5.40 | 3 | 0 | 0 | 0 | 0 | 0 | 3.1 | 4 | 2 | 2 | 0 | 0 | 2 | 0 | 3 | 0 | 1 | 0.75 | 0 | 1.80 | .333 | 12 | 16 | 1 | 3 | 0 |
| Jimenez, Devji | 1 | 3 | 3.68 | 7 | 7 | 0 | 0 | 0 | 0 | 36.2 | 36 | 16 | 15 | 2 | 2 | 8 | 1 | 23 | 1 | 2 | 1.53 | 8 | 1.20 | .267 | 135 | 147 | 2 | 0 | 0 |
| Joseph, Jonathan | 0 | 1 | 2.70 | 6 | 6 | 0 | 0 | 0 | 0 | 30.0 | 26 | 14 | 9 | 0 | 4 | 12 | 0 | 31 | 0 | 3 | 0.60 | 1 | 1.27 | .228 | 114 | 131 | 1 | 0 | 0 |
| Long, Nathan | 3 | 2 | 3.38 | 6 | 6 | 0 | 0 | 0 | 0 | 32.0 | 41 | 15 | 12 | 1 | 0 | 10 | 1 | 18 | 0 | 1 | 2.18 | 5 | 1.59 | .323 | 127 | 138 | 1 | 0 | 0 |
| McDaniel, Dan | 1 | 1 | 8.18 | 10 | 0 | 0 | 0 | 0 | 1 | 11.0 | 15 | 17 | 10 | 0 | 0 | 11 | 0 | 11 | 0 | 0 | 2.50 | 2 | 2.36 | .313 | 48 | 60 | 0 | 4 | 2 |
| * Quigley, Ryan | 1 | 2 | 4.86 | 10 | 0 | 0 | 0 | 0 | 1 | 16.2 | 22 | 10 | 9 | 0 | 1 | 7 | 0 | 8 | 0 | 1 | 3.00 | 2 | 1.74 | .310 | 71 | 79 | 0 | 3 | 1 |
| * Ramirez, Anivioris | 1 | 2 | 4.66 | 5 | 5 | 0 | 0 | 0 | 0 | 19.1 | 16 | 11 | 10 | 3 | 1 | 8 | 0 | 18 | 1 | 1 | 2.90 | 2 | 1.24 | .219 | 73 | 83 | 0 | 0 | 0 |
| Tenholder, Daniel | 0 | 0 | 3.20 | 10 | 0 | 0 | 0 | 1 | 3 | 19.2 | 18 | 9 | 7 | 0 | 1 | 5 | 1 | 22 | 0 | 0 | 0.71 | 0 | 1.17 | .234 | 77 | 84 | 1 | 1 | 1 |
| Thomson, Matthew | 0 | 2 | 4.50 | 6 | 3 | 0 | 0 | 0 | 0 | 16.0 | 16 | 8 | 8 | 0 | 2 | 3 | 0 | 19 | 0 | 1 | 0.93 | 0 | 1.19 | .254 | 63 | 68 | 0 | 0 | 0 |
| Thornton, Zachary | 0 | 1 | 5.63 | 5 | 0 | 0 | 0 | 0 | 1 | 8.0 | 9 | 7 | 5 | 1 | 0 | 2 | 0 | 13 | 0 | 0 | 1.50 | 0 | 1.38 | .290 | 31 | 35 | 1 | 0 | 1 |
| Tyson, Drew | 0 | 0 | 2.08 | 4 | 0 | 0 | 0 | 0 | 0 | 4.1 | 7 | 1 | 1 | 0 | 0 | 3 | 0 | 1 | 0 | 1 | 0.43 | 0 | 2.31 | .368 | 19 | 22 | 0 | 2 | 1 |
| Vidal, Pedro | 1 | 0 | 6.08 | 10 | 0 | 0 | 0 | 0 | 0 | 13.1 | 19 | 9 | 9 | 0 | 0 | 7 | 0 | 10 | 0 | 1 | 0.93 | 0 | 1.95 | .328 | 58 | 66 | 1 | 5 | 1 |
| Team Total | 13 | 18 | 3.78 | 31 | 31 | 0 | 1 | 8 | 16 | 278.2 | 292 | 152 | 117 | 9 | 13 | 96 | 4 | 246 | 2 | 16 | 1.36 | 27 | 1.39 | .268 | 1089 | 1216 | 10 | 31 | 8 |

KEY: * - lefthanded hitter/pitcher, # - switch hitter

| | 1 | 2 | 3 | 4 | 5 | 6 | 7 | 8 | 9 | R | H | E |
|---------------|---|---|---|---|---|---|---|---|---|---|----|---|
| AZL Mariners | 1 | 0 | 0 | 3 | 1 | 0 | 0 | 0 | 0 | 5 | 9 | 1 |
| AZL Athletics | 2 | 0 | 3 | 1 | 0 | 0 | 0 | 0 | x | 6 | 12 | 0 |

| AZL Mariners | AB | R | H | RBI | BB | SO | LOB | AVG |
|------------------|-----------|----------|----------|----------|----------|-----------|-----------|-------------|
| Ramirez, Ca, 2B | 4 | 1 | 1 | 2 | 1 | 0 | 4 | .295 |
| Acevedo, J, LF | 5 | 0 | 2 | 1 | 0 | 1 | 2 | .324 |
| Choi, 1B | 3 | 0 | 1 | 1 | 2 | 0 | 2 | .433 |
| Flores, J, DH | 5 | 1 | 1 | 0 | 0 | 1 | 4 | .255 |
| Morales, CF | 5 | 0 | 0 | 0 | 0 | 2 | 5 | .235 |
| Tanabe, C | 4 | 1 | 1 | 0 | 0 | 2 | 4 | .129 |
| Pimentel, RF | 4 | 1 | 2 | 1 | 0 | 1 | 1 | .232 |
| Martinez, Jo, 3B | 2 | 1 | 1 | 0 | 2 | 1 | 1 | .149 |
| Brito, B, SS | 3 | 0 | 0 | 0 | 1 | 2 | 5 | .113 |
| Valdez, P | 0 | 0 | 0 | 0 | 0 | 0 | 0 | .000 |
| Petiton, P | 0 | 0 | 0 | 0 | 0 | 0 | 0 | .000 |
| Aviles, P | 0 | 0 | 0 | 0 | 0 | 0 | 0 | .000 |
| Totals | 35 | 5 | 9 | 5 | 6 | 10 | 28 | .243 |

| AZL Athletics | AB | R | H | RBI | BB | SO | LOB | AVG |
|-----------------|-----------|----------|-----------|----------|----------|----------|-----------|-------------|
| Weeks, 2B | 3 | 2 | 2 | 0 | 2 | 0 | 2 | .306 |
| Pan, SS | 5 | 1 | 2 | 1 | 0 | 0 | 5 | .254 |
| Consigli, R, RF | 4 | 0 | 1 | 1 | 0 | 0 | 3 | .407 |
| Marte, M, 1B | 3 | 1 | 1 | 1 | 0 | 2 | 3 | .264 |
| LeVier, CF | 4 | 0 | 0 | 0 | 0 | 1 | 3 | .267 |
| Galarraga, C | 3 | 1 | 1 | 0 | 1 | 1 | 3 | .125 |
| Brazoban, Y, LF | 4 | 1 | 1 | 1 | 0 | 2 | 4 | .250 |
| Clime, DH | 4 | 0 | 3 | 1 | 0 | 1 | 1 | .231 |
| Peralta, J, 3B | 4 | 0 | 1 | 0 | 0 | 1 | 3 | .264 |
| Vail, P | 0 | 0 | 0 | 0 | 0 | 0 | 0 | .000 |
| Macias, P | 0 | 0 | 0 | 0 | 0 | 0 | 0 | .000 |
| Skaalen, P | 0 | 0 | 0 | 0 | 0 | 0 | 0 | .000 |
| Duran, O, P | 0 | 0 | 0 | 0 | 0 | 0 | 0 | .000 |
| Mye, P | 0 | 0 | 0 | 0 | 0 | 0 | 0 | .000 |
| Chitwood, P | 0 | 0 | 0 | 0 | 0 | 0 | 0 | .000 |
| Totals | 34 | 6 | 12 | 5 | 3 | 8 | 27 | .247 |

BATTING

2B: Flores, J (6, Duran, O).
TB: Ramirez, Ca; Acevedo, J 2; Choi; Flores, J 2; Tanabe; Pimentel 2; Martinez, Jo.
RBI: Choi (15), Ramirez, Ca 2 (7), Acevedo, J (3), Pimentel (6).
2-out RBI: Ramirez, Ca 2; Acevedo, J; Pimentel.
Runners left in scoring position, 2 out: Morales; Ramirez, Ca; Choi; Tanabe 3.
Team RISP: 4-for-17.
Team LOB: 10.

BASERUNNING

SB: Ramirez, Ca (1, 2nd base off Vail/Galarraga).
PO: Pimentel (1st base by Duran, O).

FIELDING

E: Brito, B (2, fielding).
DP: 3 (Brito, B-Choi, Brito, B-Ramirez, Ca-Choi 2).

BATTING

2B: Pan (4, Valdez), Consigli, R (5, Valdez), Galarraga (2, Petiton), Weeks (2, Petiton), Clime (2, Aviles).
3B: Clime (1, Valdez).
HR: Marte, M (2, 3rd inning off Valdez, 0 on, 1 out).
TB: Weeks 3; Pan 3; Consigli, R 2; Marte, M 4; Galarraga 2; Brazoban, Y; Clime 6; Peralta, J.
RBI: Pan (2), Consigli, R (8), Marte, M (13), Brazoban, Y (7), Clime (7).
2-out RBI: Brazoban, Y; Clime.
Runners left in scoring position, 2 out: Brazoban, Y; Peralta, J 2; LeVier; Marte, M.
GIDP: Pan 2; Brazoban, Y.
Team RISP: 4-for-21.
Team LOB: 8.

BASERUNNING

SB: Weeks 2 (5, 2nd base off Valdez/Tanabe, 2nd base off Petiton/Tanabe), Clime (3, 3rd base off Aviles/Tanabe).

FIELDING

Pickoffs: Duran, O (Pimentel at 1st base).

| AZL Mariners | IP | H | R | ER | BB | SO | HR | ERA |
|-----------------|------------|-----------|----------|----------|----------|----------|----------|-------------|
| Valdez (L, 0-1) | 3.0 | 7 | 5 | 5 | 2 | 2 | 1 | 9.00 |
| Petiton | 3.0 | 4 | 1 | 1 | 0 | 4 | 0 | 1.80 |
| Aviles | 2.0 | 1 | 0 | 0 | 1 | 2 | 0 | 10.32 |
| Totals | 8.0 | 12 | 6 | 6 | 3 | 8 | 1 | 4.19 |

| AZL Athletics | IP | H | R | ER | BB | SO | HR | ERA |
|-------------------|------------|----------|----------|----------|----------|-----------|----------|-------------|
| Vail | 1.2 | 1 | 1 | 1 | 2 | 2 | 0 | 1.17 |
| Macias | 1.1 | 0 | 0 | 0 | 0 | 0 | 0 | 0.00 |
| Skaalen | 0.2 | 4 | 3 | 3 | 1 | 1 | 0 | 9.00 |
| Duran, O (W, 1-1) | 3.1 | 2 | 1 | 1 | 2 | 5 | 0 | 3.63 |
| Mye (H, 1) | 1.0 | 2 | 0 | 0 | 1 | 2 | 0 | 4.15 |
| Chitwood (S, 1) | 1.0 | 0 | 0 | 0 | 0 | 0 | 0 | 4.91 |
| Totals | 9.0 | 9 | 5 | 5 | 6 | 10 | 0 | 3.93 |

Mye pitched to 2 batters in the 9th.

WP: Petiton, Vail 2, Duran, O 2.

HBP: Marte, M (by Valdez), Tanabe (by Vail).

Groundouts-flyouts: Valdez 3-4, Petiton 3-2, Aviles 4-0, Vail 0-3, Macias 1-3, Skaalen 1-0, Duran, O 0-4, Mye 1-0, Chitwood 1-2.

Batters faced: Valdez 18, Petiton 13, Aviles 7, Vail 9, Macias 4, Skaalen 7, Duran, O 13, Mye 6, Chitwood 3.

Inherited runners-scored: Macias 1-0, Duran, O 2-0, Chitwood 2-0.

Umpires: HP: Taylor Treloar. 1B: Ricky Rodriguez. 2B: . 3B: .

Weather: 107 degrees, clear.

Wind: 5 mph, R to L.

T: 3:07

Oakland Athletics
 Organization Leaders
 (As of 07/20/2010 02:35 AM EDT)

BATTING TOP 10 (minimum 2.7 PA/team game)

| BATTER | CLUB | AVG | G | AB | R | H | HR | RBI |
|-------------------|------|------|----|-----|----|-----|----|-----|
| Consigli, Royce | ATH | .407 | 13 | 54 | 9 | 22 | 0 | 8 |
| Landaeta, Douglas | VAN | .330 | 29 | 115 | 11 | 38 | 1 | 13 |
| Green, Grant | STK | .329 | 87 | 365 | 64 | 120 | 10 | 50 |
| Kirkland, Wade | VAN | .315 | 26 | 111 | 12 | 35 | 0 | 10 |
| Baisley, Jeff | SAC | .311 | 63 | 244 | 31 | 76 | 6 | 39 |
| Sogard, Eric | SAC | .306 | 92 | 343 | 50 | 105 | 2 | 41 |
| Richard, Myrio | KC | .305 | 81 | 305 | 43 | 93 | 1 | 29 |
| Weeks, Jemile | ATH | .304 | 36 | 138 | 27 | 42 | 2 | 14 |
| Horton, Josh | MID | .302 | 70 | 275 | 38 | 83 | 4 | 38 |
| Cardenas, Adrian | MID | .293 | 62 | 225 | 38 | 66 | 4 | 29 |

PITCHING TOP 10 (minimum 0.8 IP/team game)

| PITCHER | CLUB | W-L | ERA | IP | H | BB | SO |
|------------------|------|------|------|-------|-----|----|-----|
| Paez, Argenis | ATH | 3-1 | 2.12 | 29.2 | 28 | 7 | 19 |
| Krol, Ian | KC | 7-3 | 2.26 | 95.2 | 72 | 16 | 71 |
| Frankoff, Seth | ATH | 2-2 | 2.75 | 19.2 | 9 | 9 | 30 |
| Middleton, Kyle | SAC | 6-5 | 2.83 | 89.0 | 78 | 38 | 63 |
| Long, Nathan | VAN | 3-2 | 3.38 | 32.0 | 41 | 10 | 18 |
| Joseph, Jonathan | VAN | 0-4 | 3.42 | 47.1 | 43 | 23 | 49 |
| Jimenez, Deyvi | VAN | 1-3 | 3.68 | 36.2 | 36 | 8 | 23 |
| Banwart, Travis | SAC | 7-6 | 3.70 | 107.0 | 102 | 39 | 84 |
| Mortensen, Clay | SAC | 10-3 | 3.75 | 110.1 | 111 | 33 | 82 |
| Haviland, Shawn | STK | 6-6 | 3.94 | 107.1 | 123 | 25 | 115 |

HOME RUNS

| | | |
|-----------------|-----|----|
| Carter, Chris | SAC | 21 |
| Spina, Michael | STK | 17 |
| Donaldson, Josh | SAC | 14 |
| Parker, Stephen | STK | 12 |
| Stassi, Max | KC | 11 |

WINS

| | | |
|---------------------|-----|----|
| Mortensen, Clay | SAC | 10 |
| Hernandez, Carlos | MID | 8 |
| Smith, Murphy | KC | 8 |
| 3 others tied at 7. | | |

RBI

| | | |
|-----------------|-----|----|
| Spina, Michael | STK | 72 |
| Carter, Chris | SAC | 68 |
| Parker, Stephen | STK | 59 |
| Donaldson, Josh | SAC | 56 |
| Taylor, Michael | SAC | 56 |

SAVES

| | | |
|---------------------|-----|----|
| Smyth, Paul | STK | 16 |
| Guzman, Jose | KC | 13 |
| Lansford, Jared | SAC | 12 |
| Rodriguez, Henry | SAC | 11 |
| 2 others tied at 6. | | |

STOLEN BASES

| | | |
|----------------------|-----|----|
| Wimberly, Corey | SAC | 35 |
| House, Tyreace | KC | 23 |
| Crumbliss, Conner | KC | 19 |
| Gilbert, Archie | MID | 15 |
| 3 others tied at 13. | | |

STRIKEOUTS

| | | |
|-----------------|-----|-----|
| Haviland, Shawn | STK | 115 |
| Marks, Justin | KC | 107 |
| Straily, Daniel | KC | 105 |
| Hornbeck, Ben | STK | 100 |
| Gilliam, Robert | KC | 87 |

TEAM STATISTICS

| TEAM BATTING | AVG | AB | R | H | HR | BB | SO | SB | CS | TEAM PITCHING | W-L | ERA | H | CG | SHO | SV | HR | BB | SO |
|---------------|------|------|-----|-----|----|-----|-----|-----|----|---------------|-------|------|-----|----|-----|----|----|-----|-----|
| Stockton | .270 | 3265 | 494 | 880 | 90 | 375 | 760 | 59 | 41 | Vancouver | 13-18 | 3.78 | 292 | 0 | 1 | 8 | 9 | 96 | 246 |
| Midland | .264 | 3119 | 429 | 823 | 57 | 332 | 689 | 78 | 38 | Kane County | 48-45 | 3.91 | 764 | 0 | 4 | 19 | 50 | 317 | 810 |
| Sacramento | .264 | 3263 | 530 | 860 | 97 | 394 | 694 | 91 | 32 | AZL Athletics | 12-11 | 3.93 | 191 | 0 | 0 | 1 | 10 | 66 | 232 |
| Kane County | .252 | 3121 | 447 | 786 | 44 | 403 | 801 | 100 | 45 | Midland | 47-46 | 4.07 | 815 | 0 | 2 | 28 | 51 | 372 | 655 |
| AZL Athletics | .247 | 806 | 117 | 199 | 6 | 70 | 218 | 21 | 7 | Sacramento | 53-43 | 4.07 | 853 | 1 | 4 | 26 | 82 | 370 | 712 |
| Vancouver | .246 | 1041 | 102 | 256 | 8 | 106 | 217 | 12 | 13 | Stockton | 45-50 | 4.74 | 916 | 1 | 1 | 20 | 89 | 352 | 800 |