



# OAKLAND ATHLETICS

## Minor League Report

Oakland Athletics Baseball Company • 7000 Coliseum Way • Oakland, CA 94621  
510-638-4900 • Public Relations Facsimile 510-562-1633 • www.oaklandathletics.com

Wednesday, July 21, 2010



**SACRAMENTO RIVER CATS**  
Triple-A – Pacific Coast League  
Manager: Tony DeFrancesco

**Yesterday:** Win at Colorado Springs, 11-7 (6) **Standing:** 54-43, 2<sup>nd</sup>, 1.0 GB  
**Today:** at Colorado Springs 6:05 pm PT  
**Probables:** RHP Tyson Ross (0-1, 6.35) vs. RHP Chaz Roe (6-10, 6.06)

### River Cats Notables

- **LHP Brett Anderson** made a rehab start with Sacramento yesterday and allowed four runs in five innings (9 h, 1 bb, 2 so).
- **IF Chris Carter** hit his 22<sup>nd</sup> home run of the season yesterday, which is tied for second-most in the Pacific Coast League...is also second in extra-base hits (47), third in RBI (70) and total bases (179), fourth in runs scored (65) and tied for fourth in walks (54).
- **OF Michael Taylor** went 2 for 4 yesterday to extend his hitting streak to 15 games...is batting .379 (22 for 58) over that span.
- **IF Eric Sogard** has reached base safely in each of his past 13 games and is batting .346 (18 for 52) during that stretch.




**KANE COUNTY COUGARS**  
Single-A – Midwest League  
Manager: Aaron Nieckula

**Yesterday:** Off day **Standing:** 16-8, 1<sup>st</sup>, -- GB  
**Today:** at Lansing 4:05 pm PT  
**Probables:** LHP Justin Marks (3-10, 4.97) vs. LHP Egan Smith (3-0, 2.73)

### Cougars Notables

- **IF Anthony Aliotti** has hit safely in eight of his past 11 games and is hitting .372 (16 for 43) during that stretch...ranks third in the Midwest League in walks (64) and fifth in on-base percentage (.412).
- **OF Myrio Richard** is on a 15-game hitting streak and is batting .444 (24 for 54) over that span.
- **IF Conner Crumbliss** ranks first in the ML in walks (79) and tied for fourth in runs scored (63).
- **LHP Ian Krol** is first in WHIP (0.92), second in ERA (2.26) and third in opponents batting average (.207).



**MIDLAND ROCKHOUNDS**  
Double-A – Texas League  
Manager: Darren Bush

**Yesterday:** Loss vs. Corpus Christi, 9-5 **Standing:** 12-12, 2<sup>nd</sup>, 4.0 GB  
**Today:** vs. Corpus Christi 5:05 pm PT  
**Probables:** RHP Jeff Lyman (0-2, 10.13) vs. RHP Jordan Lyles (6-7, 2.95)

### RockHounds Notables

- **IF Adrian Cardenas** went 4 for 5 and hit his fifth home run of the season yesterday...has now reached base safely in 29 of his past 31 games and is batting .379 (44 for 116) with 20 walks over that stretch.
- **IF Josh Horton** extended his hitting streak to eight games yesterday and is batting .333 (13 for 39) during that stretch.
- **OF Val Majewski** has reached base safely in 18 of his past 19 games and is batting .290 (20 for 69) during that span.
- **IF Alex Valdez** is tied for first in the Texas League in runs (61), is second in triples (6), fourth in total bases (154) and fifth in hits (94).




**VANCOUVER CANADIANS**  
Single-A (Short Season) – Northwest League  
Manager: Rick Magnante

**Yesterday:** Loss vs. Salem-Keizer, 5-2 **Standing:** 13-19, T-3<sup>rd</sup>, 10.0 GB  
**Today:** vs. Eugene 7:05 pm PT  
**Probables:** TBA vs. RHP Adys Portillo (1-2, 4.85)

### Canadians Notables

- **IF Wade Kirkland** has reached base safely in eight of his last 11 games and is hitting .326 (14 for 43) during that stretch.
- **OF Douglas Landaeta** has hit safely in 13 of his past 14 games and is batting .345 (20 for 58) over that span...is second in the Northwest League in hits (39) and is tied for third in batting average (.333).
- **RHP Mike Hart** is tied for second in the NL with four saves.
- **RHP Ryan Doolittle** is fourth among relievers with a .127 opponents batting average.




**STOCKTON PORTS**  
Single-A – California League  
Manager: Steve Scarsone

**Yesterday:** Win at San Jose, 8-6 **Standing:** 15-11, 2<sup>nd</sup>, 1.0 GB  
**Today:** at San Jose 7:00 pm PT  
**Probables:** RHP Brett Tomko (0-0, 7.56) vs. RHP Kyle Woodruff (1-0, 2.65)

### Ports Notables

- **C Yusef Carter** went 2 for 4 with a double yesterday to extend his hitting streak to eight games...is batting .394 (13 for 33) over that span.
- **OF Jermaine Mitchell** went 2 for 5 yesterday to extend his hitting streak to seven games (.517, 15 for 29)...has five multiple-hit games over that stretch.
- **IF Grant Green** is tied for second in the California League in hits (121), is fifth in total bases (186) and is tied for eighth in hitting (.327).
- **IF Stephen Parker** is tied for third in the CL in doubles (27), ranks fourth in walks (56) and is fifth in runs scored (67).



**ARIZONA A'S**  
Rookie – Arizona League  
Manager: Marcus Jensen

**Yesterday:** Loss at Giants, 3-2 **Standing:** 12-12, 2<sup>nd</sup>, 4.0 GB  
**Today:** at Indians 7:00 pm PT  
**Probables:** TBA vs. TBA

### A's Notables

- **OF Mitch LeVier** has three multiple-hit games over his past four games and is batting .353 (6 for 17) during that stretch.
- **IF Jemile Weeks** is batting .306 (11 for 36) with seven walks and nine runs scored in 10 rehab appearances with Arizona.
- **RHP Seth Frankoff** is first in the Arizona League in opponents batting average (.134), third in WHIP (0.92) and 10<sup>th</sup> in ERA (2.75).

## MINOR LEAGUE TRANSACTIONS

July 14 Reinstated Jermaine Mitchell (STO) from the DL  
July 15 Transferred Jose Pina from KC to STO  
July 15 Transferred Ramon Soto from STO to AZ  
July 15 Placed Dan Giese (SAC) on the DL with a right shoulder strain  
July 15 Reinstated Anthony Recker (SAC) from the DL  
July 16 Transferred Jared Lansford from MID to SAC  
July 16 Reinstated Justin Friend (MID) from the DL  
July 16 Placed Josh Leyland (AZ) on the DL with a lower back strain

Sacramento River Cats (54-43) 11, Colorado Springs Sky Sox (44-52) 7  
July 20, 2010

	1	2	3	4	5	6	7	8	9	R	H	E
Sacramento	0	1	6	0	3	1	x	x	x	11	9	0
Colorado Springs	4	0	0	0	0	3	x	x	x	7	12	2

Sacramento	AB	R	H	RBI	BB	SO	LOB	AVG	Colorado Springs	AB	R	H	RBI	BB	SO	LOB	AVG
Wimberly, CF	4	2	1	0	0	0	1	.280	Matsui, K, 2B	4	1	2	2	0	0	0	.257
Tolleson, SS	3	1	1	0	1	0	0	.332	Garner, LF	4	0	0	0	0	1	2	.297
Taylor, M, RF	4	2	2	1	0	0	3	.272	Payton, RF	4	1	1	0	0	0	1	.322
Carter, 1B	3	3	2	2	1	0	0	.242	Miller, M, DH	3	1	2	1	0	0	0	.339
Buck, T, DH	2	1	0	0	2	2	3	.143	Nelson, C, SS	3	1	2	1	0	0	1	.340
Donaldson, C	2	2	1	4	1	1	1	.244	Metcalf, 3B	3	1	2	0	0	1	1	.317
Baisley, 3B	3	0	1	3	0	0	1	.260	Paulk, 1B	2	1	2	2	1	0	0	.267
Heether, LF	2	0	0	0	1	1	0	.237	McKenry, C	3	0	0	0	0	2	4	.287
Sogard, 2B	3	0	1	0	0	1	2	.306	Frey, CF	3	1	1	0	0	0	0	.273
Anderson, B, P	0	0	0	0	0	0	0	.000	Smith, G, P	0	0	0	0	0	0	0	.100
Godfrey, P	0	0	0	0	0	0	0	.000	Bierbrodt, P	0	0	0	0	0	0	0	.000
<b>Totals</b>	<b>26</b>	<b>11</b>	<b>9</b>	<b>10</b>	<b>6</b>	<b>5</b>	<b>11</b>	<b>.264</b>	<b>Totals</b>	<b>29</b>	<b>7</b>	<b>12</b>	<b>6</b>	<b>1</b>	<b>4</b>	<b>9</b>	<b>.293</b>

**BATTING**

**2B:** Baisley (3, Smith, G), Carter (23, Bierbrodt).  
**HR:** Carter (22, 2nd inning off Smith, G, 0 on, 0 out), Donaldson (15, 3rd inning off Smith, G, 3 on, 2 out).  
**TB:** Wimberly; Tolleson; Taylor, M 2; Carter 6; Donaldson 4; Baisley 2; Sogard.  
**RBI:** Carter 2 (70), Taylor, M (57), Donaldson 4 (60), Baisley 3 (8).  
**2-out RBI:** Taylor, M; Donaldson 4; Baisley 3; Carter.  
**Runners left in scoring position, 2 out:** Sogard; Buck, T.  
**GDP:** Taylor, M 2; Baisley.  
**Team RISP:** 4-for-8.  
**Team LOB:** 3.

**FIELDING**

**DP:** (Sogard-Carter).

**BATTING**

**2B:** Matsui, K (7, Anderson, B), Frey (11, Godfrey).  
**3B:** Paulk (4, Anderson, B), Matsui, K (3, Godfrey).  
**TB:** Matsui, K 5; Payton; Miller, M 2; Nelson, C 2; Metcalf 2; Paulk 4; Frey 2.  
**RBI:** Miller, M (57), Nelson, C (38), Paulk 2 (30), Matsui, K 2 (20).  
**2-out RBI:** Miller, M; Nelson, C; Paulk 2.  
**Runners left in scoring position, 2 out:** McKenry 2; Payton; Metcalf.  
**Team RISP:** 4-for-10.  
**Team LOB:** 5.

**BASERUNNING**

**SB:** Payton (9, 2nd base off Anderson, B/Donaldson), Nelson, C (3, 2nd base off Anderson, B/Donaldson).

**FIELDING**

**E:** Nelson, C (9, throw), Frey (1, fielding).  
**DP:** 3 (Metcalf-Matsui, K-Paulk 3).

Sacramento	IP	H	R	ER	BB	SO	HR	ERA	Colorado Springs	IP	H	R	ER	BB	SO	HR	ERA
Anderson, B (W, 1-0)	5.0	9	4	4	1	2	0	6.75	Smith, G	5.0	7	10	7	6	4	2	5.56
Godfrey	1.0	3	3	3	0	2	0	5.25	Bierbrodt	1.0	2	1	0	0	1	0	6.50
<b>Totals</b>	<b>6.0</b>	<b>12</b>	<b>7</b>	<b>7</b>	<b>1</b>	<b>4</b>	<b>0</b>	<b>4.12</b>	<b>Totals</b>	<b>6.0</b>	<b>9</b>	<b>11</b>	<b>7</b>	<b>6</b>	<b>5</b>	<b>2</b>	<b>5.71</b>

**WP:** Godfrey, Smith, G 2.  
**IBB:** Donaldson (by Smith, G).  
**Pitches-strikes:** Anderson, B 83-51, Godfrey 20-17, Smith, G 101-54, Bierbrodt 18-12.  
**Groundouts-flyouts:** Anderson, B 6-4, Godfrey 0-1, Smith, G 7-4, Bierbrodt 2-0.  
**Batters faced:** Anderson, B 24, Godfrey 6, Smith, G 27, Bierbrodt 5.  
**Umpires:** HP: Will Robinson. 1B: Brad Purdom. 2B: . 3B: Mark Ripperger.  
**Weather:** 62 degrees, drizzle.  
**Wind:** 3 mph, Varies.  
**T:** 1:54 (2:10 delay).  
**Att:** 8,310.

Choose a highlighted category to sort. NOTE: Rate stats do not use qualifiers.

GI ---GAMES BY POSITION---

BATTERS		AVG	G	AB	R	H	2B	3B	HR	RBI	TB	BB	IBB	SO	SB	CS	OBP	SLG	OPS	SF	SAC	HBP	DP	1B	2B	3B	SS	OF	C	E	
	<a href="#">Baisley, Jeff</a>	.260	13	50	8	13	3	0	2	8	22	5	2	16	1	0	.362	.440	.802	0	0	3	2	2	0	10	0	0	0	0	
*	<a href="#">Buck, Travis</a>	.143	2	7	3	1	0	0	0	3	1	2	0	2	1	0	.400	.143	.543	0	0	1	0	0	0	0	0	1	0	0	
	<a href="#">Carter, Chris</a>	.242	94	355	65	86	23	2	22	70	179	54	1	108	1	0	.348	.504	.852	5	0	6	7	89	0	0	0	8	0	11	
	<a href="#">Donaldson, Josh</a>	.244	71	242	45	59	12	1	15	60	118	40	2	60	3	1	.345	.488	.832	7	0	1	12	1	0	7	0	1	54	9	
	<a href="#">Heether, Adam</a>	.226	37	115	22	26	7	0	1	12	36	25	0	25	4	2	.368	.313	.681	2	0	2	2	0	0	14	0	24	0	1	
T	<a href="#">Heether, Adam</a>	.237	87	299	52	71	14	1	10	40	117	48	1	60	6	3	.353	.391	.744	5	0	8	6	0	0	64	0	24	0	7	
*	<a href="#">McPherson, Dallas</a>	.264	46	178	25	47	8	2	9	36	86	14	1	53	1	0	.323	.483	.806	1	0	2	3	5	0	18	0	0	0	3	
	<a href="#">Price, Jared</a>	.200	5	15	1	3	1	0	1	4	7	2	0	6	0	0	.300	.467	.767	2	0	1	0	0	0	0	0	0	5	1	
	<a href="#">Recker, Anthony</a>	.226	42	133	15	30	7	1	4	19	51	12	0	36	0	0	.286	.383	.669	2	0	0	2	0	0	0	0	0	34	4	
*	<a href="#">Sogard, Eric</a>	.306	93	346	50	106	16	3	2	41	134	46	1	38	11	5	.389	.387	.776	2	1	2	4	0	75	14	0	0	0	9	
	<a href="#">Taylor, Michael</a>	.272	80	294	50	80	16	5	5	57	121	31	1	59	9	4	.345	.412	.757	2	0	3	12	0	0	0	0	77	0	6	
	<a href="#">Tolleson, Steven</a>	.332	62	217	44	72	14	2	7	33	111	30	0	35	6	2	.419	.512	.930	2	4	4	4	0	3	13	39	6	0	15	
#	<a href="#">Wimberly, Corey</a>	.280	92	357	62	100	9	4	2	32	123	32	1	42	35	12	.357	.345	.702	2	11	12	9	0	7	8	23	62	0	12	
	Other	.251	281	974	150	244	52	6	29	134	395	107	6	215	19	6	.329	.406	.735	1	5	8	19								
	Team Total	.264	97	3289	541	869	169	26	99	510	1387	400	15	699	91	32	.349	.422	.771	28	21	45	76								103
PITCHERS		W	L	ERA	G	GS	CG	SHO	SV	SVO	IP	H	R	ER	HR	HB	BB	IBB	SO	BK	WP	GO/AO	DP	WHIP	AVG	AB	TBF	SF	GF	HLD	
*	<a href="#">Anderson, Brett</a>	1	0	6.75	2	2	0	0	0	0	8.0	15	6	6	0	1	2	0	3	0	0	1.11	0	2.13	.405	37	40	0	0	0	
	<a href="#">Banwart, Travis</a>	2	1	6.46	5	4	0	0	0	0	23.2	31	18	17	4	0	8	0	25	0	1	0.91	0	1.65	.316	98	108	1	0	0	
	<a href="#">Benacka, Michael</a>	4	2	3.94	23	0	0	1	3	29.2	16	14	13	4	1	19	0	38	0	5	1.33	2	1.18	.162	99	122	1	7	2		
*	<a href="#">Blackley, Travis</a>	1	1	1.63	7	4	0	0	0	0	27.2	23	5	5	2	2	13	0	30	0	0	0.59	0	1.30	.223	103	119	1	0	0	
	<a href="#">Bonser, Boof</a>	0	1	6.55	3	3	0	0	0	0	11.0	12	10	8	2	0	5	0	7	0	0	2.83	0	1.55	.279	43	48	0	0	0	
*	<a href="#">Bowers, Cedrick</a>	1	1	2.75	18	0	0	0	0	1	19.2	11	6	6	0	1	11	0	29	0	0	0.76	1	1.12	.159	69	82	0	4	6	
*	<a href="#">DiNardo, Lenny</a>	2	5	3.52	9	9	1	0	0	0	46.0	56	27	18	5	3	14	1	28	0	1	1.56	8	1.52	.303	185	203	0	0	0	
	<a href="#">Giese, Dan</a>	0	0	1.74	8	0	0	0	0	0	10.1	9	2	2	2	0	2	0	4	0	0	0.63	0	1.06	.225	40	42	0	1	1	
	<a href="#">Godfrey, Graham</a>	3	7	5.25	20	16	0	0	0	0	97.2	92	67	57	8	8	48	3	80	0	4	0.66	6	1.43	.252	365	433	7	2	0	
*	<a href="#">Halama, John</a>	4	1	5.90	10	10	0	0	0	0	58.0	77	42	38	10	0	17	2	22	0	1	1.77	12	1.62	.333	231	252	1	0	0	
	<a href="#">Hernandez, Fernando</a>	2	6	5.37	28	4	0	0	2	3	52.0	61	42	31	6	5	18	0	43	0	4	1.02	1	1.52	.286	213	243	3	12	1	
	<a href="#">Hunton, Jon</a>	5	2	2.96	34	0	0	0	0	2	45.2	46	18	15	4	0	16	2	28	0	1	0.74	3	1.36	.257	179	197	2	8	5	
*	<a href="#">Kilby, Brad</a>	0	0	5.54	12	0	0	0	0	0	13.0	18	8	8	0	1	6	0	18	0	0	0.43	0	1.85	.327	55	63	0	3	2	
	<a href="#">Lansford, Jared</a>	1	0	0.00	2	0	0	0	0	0	2.0	1	0	0	0	0	1	0	1	0	0	0.67	0	1.00	.143	7	8	0	0	0	
	<a href="#">McBeth, Marcus</a>	0	1	6.46	14	0	0	0	0	2	15.1	18	14	11	2	0	16	1	14	0	2	0.68	2	2.22	.290	62	80	2	5	3	
	<a href="#">Middleton, Kyle</a>	6	5	2.83	20	11	0	0	1	1	89.0	78	39	28	6	2	38	1	63	0	3	1.00	11	1.30	.240	325	369	0	4	1	
	<a href="#">Mortensen, Clay</a>	10	3	3.75	17	17	0	0	0	0	110.1	111	57	46	10	1	33	1	82	0	9	1.99	17	1.31	.266	417	458	4	0	0	
	<a href="#">Ramirez, Edwar</a>	3	1	2.97	22	0	0	0	0	0	30.1	24	10	10	2	0	15	3	22	0	2	0.86	1	1.29	.222	108	127	1	6	4	
	<a href="#">Ross, Tyson</a>	0	1	6.35	2	2	0	0	0	0	5.2	6	4	4	0	0	4	0	8	0	0	8.00	0	1.76	.273	22	27	0	0	0	
	Other	9	5	4.16	98	15	0	0	22	26	166.2	160	98	77	15	8	85	4	171	3	13	0.94	6	1.47	.250	641	744	8	44	5	
	Team Total	54	43	4.12	97	97	1	4	26	38	861.2	865	487	394	82	33	371	18	716	3	46	1.06	70	1.43	.262	3299	3765	31	96	30	

KEY: \* - lefthanded hitter/pitcher, # - switch hitter

Corpus Christi Hooks (42-52) 9, Midland RockHounds (47-47) 5  
July 20, 2010

	1	2	3	4	5	6	7	8	9	R	H	E
Midland	2	0	0	1	0	0	0	2	0	5	14	0
Corpus Christi	0	2	0	0	0	0	6	1	x	9	11	0

Midland	AB	R	H	RBI	BB	SO	LOB	AVG	Corpus Christi	AB	R	H	RBI	BB	SO	LOB	AVG
Gilbert, DH	5	1	2	1	0	2	5	.263	Parejo, CF	5	1	2	1	0	2	0	.294
Horton, SS	5	1	1	0	0	0	3	.280	Affronti, SS	5	2	2	0	0	1	3	.299
Cardenas, 2B	5	1	4	2	0	0	0	.379	Clemens, DH	2	1	1	0	3	1	0	.259
Majewski, V, LF	5	0	1	1	0	0	3	.275	Van Ostrand, 1B	5	1	2	4	0	1	6	.241
Brown, C, CF	5	0	2	0	0	1	2	.343	Martinez, J.D., LF	4	1	1	2	1	1	3	.263
Valdez, A, 3B	2	1	0	0	3	2	1	.268	Gaston, RF	4	2	3	1	1	0	1	.247
Peterson, S, 1B	4	0	1	0	0	1	4	.243	Florentino, 3B	5	0	0	1	0	0	4	.259
Sulentic, RF	5	0	2	1	0	0	1	.266	Cabral, 2B	3	1	0	0	1	1	1	.261
Paramore, C	3	1	1	0	1	1	2	.250	Fixler, C	3	0	0	0	1	2	0	.244
Capra, P	0	0	0	0	0	0	0	.000	Johnson, Je, P	0	0	0	0	0	0	0	.286
Gordon, P	0	0	0	0	0	0	0	.000	Abad, P	0	0	0	0	0	0	0	.000
De Los Santos, P	0	0	0	0	0	0	0	.000	Nevarez, P	0	0	0	0	0	0	0	.000
Ray, J, P	0	0	0	0	0	0	0	.000	Peguero, P	0	0	0	0	0	0	0	.000
Totals	39	5	14	5	4	7	21	.265	Totals	36	9	11	9	7	9	18	.249

**BATTING**

**2B:** Majewski, V (10, Johnson, Je), Brown, C 2 (10, Johnson, Je, Abad), Cardenas (11, Nevarez).

**HR:** Gilbert (10, 1st inning off Johnson, Je, 0 on, 0 out).

**TB:** Gilbert 5; Horton; Cardenas 5; Majewski, V 2; Brown, C 4; Peterson, S; Sulentic 2; Paramore.

**RBI:** Gilbert (40), Majewski, V (28), Sulentic (30), Cardenas 2 (21).

**2-out RBI:** Cardenas 2.

**Runners left in scoring position, 2 out:** Valdez, A; Horton; Peterson, S 2; Majewski, V; Sulentic.

**GIDP:** Gilbert; Majewski, V.

**Team RISP:** 2-for-12.

**Team LOB:** 12.

**BATTING**

**2B:** Van Ostrand 2 (11, Gordon, De Los Santos).

**3B:** Gaston (5, Capra).

**HR:** Martinez, J.D. (1, 7th inning off Ray, J, 1 on, 0 out), Gaston (6, 7th inning off Ray, J, 0 on, 0 out).

**TB:** Parejo 2; Affronti 2; Clemens; Van Ostrand 4; Martinez, J.D. 4; Gaston 8.

**RBI:** Florentino (33), Parejo (6), Van Ostrand 4 (32), Martinez, J.D. 2 (4), Gaston (29).

**Runners left in scoring position, 2 out:** Martinez, J.D.; Van Ostrand 2; Gaston; Florentino 2.

**Team RISP:** 3-for-12.

**Team LOB:** 10.

**FIELDING**

**PB:** Fixler (4).

**DP:** 2 (Florentino-Cabral-Van Ostrand, Cabral-Affronti-Van Ostrand).

Midland	IP	H	R	ER	BB	SO	HR	ERA	Corpus Christi	IP	H	R	ER	BB	SO	HR	ERA
Capra	1.2	3	2	2	4	2	0	4.14	Johnson, Je	4.2	9	3	3	2	4	1	3.87
Gordon	3.1	2	0	0	0	4	0	5.32	Abad (W, 4-3)	2.1	3	0	0	1	1	0	2.61
De Los Santos (BS, 1)(L, 0-2)	1.0	2	4	4	1	3	0	7.98	Nevarez	1.0	2	2	2	1	1	0	4.94
Ray, J	2.0	4	3	3	2	0	2	3.44	Peguero	1.0	0	0	0	0	1	0	0.75
Totals	8.0	11	9	9	7	9	2	4.13	Totals	9.0	14	5	5	4	7	1	3.62

De Los Santos pitched to 4 batters in the 7th.

**WP:** De Los Santos 2, Nevarez.

**IBB:** Valdez, A (by Johnson, Je), Valdez, A (by Abad).

**HBP:** Peterson, S (by Peguero).

**Pitches-strikes:** Capra 54-28, Gordon 43-31, De Los Santos 34-20, Ray, J 35-20, Johnson, Je 101-58, Abad 40-22, Nevarez 27-14, Peguero 18-10.

**Groundouts-flyouts:** Capra 1-2, Gordon 1-4, De Los Santos 1-0, Ray, J 3-2, Johnson, Je 3-7, Abad 3-2, Nevarez 1-1, Peguero 0-2.

**Batters faced:** Capra 12, Gordon 12, De Los Santos 7, Ray, J 12, Johnson, Je 24, Abad 10, Nevarez 6, Peguero 4.

**Inherited runners-scored:** Gordon 3-0, Ray, J 1-1, Abad 2-0.

**Umpires:** HP: Jimmy Volpi. 1B: Brandon Misun. 2B: . 3B: Dan Oliver.

**Weather:** 88 degrees, clear.

**Wind:** 16 mph, R to L.

**T:** 3:26.

**Att:** 5,751.

Choose a highlighted category to sort. NOTE: Rate stats do not use qualifiers.

GI ---GAMES BY POSITION---

BATTERS		AVG	G	AB	R	H	2B	3B	HR	RBI	TB	BB	IBB	SO	SB	CS	OBP	SLG	OPS	SF	SAC	HBP	DP	1B	2B	3B	SS	OF	C	E
1	<a href="#">Affronti, Michael</a>	.231	4	13	0	3	0	0	0	0	3	0	0	5	0	1	.286	.231	.516	0	0	1	0	0	0	0	4	0	0	0
	<a href="#">Baisley, Jeff</a>	.325	51	197	23	64	19	1	4	34	97	19	1	53	3	2	.384	.492	.876	5	0	3	2	27	0	19	0	0	0	3
*	<a href="#">Brown, Corey</a>	.343	52	201	39	69	10	3	6	28	103	23	0	53	11	0	.409	.512	.921	1	0	0	4	0	0	0	0	46	0	4
*	<a href="#">Cardenas, Adrian</a>	.379	32	116	25	44	11	0	3	21	64	20	1	10	2	4	.465	.552	1.017	5	0	3	4	0	12	17	0	0	0	6
	<a href="#">Carter, Yusuf</a>	.206	41	131	13	27	5	1	1	8	37	12	1	37	4	0	.271	.282	.553	1	0	0	5	4	0	0	0	1	34	4
	<a href="#">Chen, Yung Chi</a>	.168	28	101	11	17	5	2	0	9	26	7	0	14	0	0	.218	.257	.476	2	1	0	3	0	4	1	21	0	0	4
	<a href="#">Gilbert, Archie</a>	.263	82	312	46	82	25	0	10	40	137	37	0	48	15	9	.348	.439	.787	2	1	5	7	0	0	0	0	72	0	2
*	<a href="#">Holt, J.C.</a>	.243	37	152	21	37	3	1	2	14	48	8	0	33	7	0	.284	.316	.600	1	2	1	6	0	30	0	0	0	0	6
*	<a href="#">Horton, Josh</a>	.280	63	250	34	70	10	3	2	32	92	21	1	31	2	2	.335	.368	.703	3	0	1	6	0	0	0	62	0	0	8
	<a href="#">Kleen, Steve</a>	.197	39	132	13	26	6	0	4	20	44	14	1	33	1	1	.289	.333	.623	2	0	4	5	34	0	1	0	1	0	3
*	<a href="#">Majewski, Val</a>	.275	38	142	17	39	10	0	5	28	64	16	0	32	3	1	.344	.451	.794	2	0	0	6	0	0	0	0	28	0	0
*	<a href="#">Mitchell, Jermaine</a>	.234	30	94	12	22	1	3	0	8	29	15	0	31	2	6	.342	.309	.651	1	0	1	1	0	0	0	0	20	0	3
*	<a href="#">Napoleon, Dusty</a>	.200	4	10	0	2	1	0	0	0	3	3	0	0	0	0	.385	.300	.685	0	0	0	1	0	0	0	0	0	4	1
	<a href="#">Ortiz, Gabriel</a>	.250	24	84	8	21	5	0	1	12	29	3	0	23	1	1	.281	.345	.626	1	0	1	4	1	0	0	0	0	24	2
#	<a href="#">Paramore, Petey</a>	.250	27	84	8	21	3	0	2	7	30	15	1	19	0	0	.370	.357	.727	0	0	1	5	0	0	0	0	0	27	2
*	<a href="#">Peterson, Shane</a>	.243	84	304	37	74	12	0	4	38	98	32	0	70	8	2	.331	.322	.654	4	0	10	6	24	0	0	0	51	0	2
	<a href="#">Recker, Anthony</a>	.211	11	38	8	8	1	0	1	3	12	7	0	12	1	0	.362	.316	.677	0	0	2	0	1	0	0	0	0	9	0
	<a href="#">Richard, Michael</a>	.185	9	27	1	5	0	0	0	2	5	4	0	6	1	0	.290	.185	.476	0	0	0	0	0	4	0	3	0	0	3
*	<a href="#">Sulentic, Matthew</a>	.266	82	293	37	78	10	2	1	30	95	35	1	78	6	5	.345	.324	.670	3	3	2	8	0	0	0	0	64	0	3
#	<a href="#">Thomas, David</a>	.333	1	3	1	1	1	0	0	2	2	0	0	1	0	0	.333	.667	1.000	0	0	0	0	0	0	0	0	1	0	0
#	<a href="#">Valdez, Alex</a>	.268	89	351	61	94	18	6	10	48	154	33	3	80	6	0	.338	.439	.776	2	0	5	8	0	21	59	4	0	0	14
#	<a href="#">Weeks, Jemile</a>	.304	26	102	18	31	7	3	2	13	50	8	0	19	5	4	.368	.490	.859	1	0	3	0	0	26	0	0	0	0	4
	<a href="#">Whitney, Matthew</a>	.095	6	21	1	2	0	0	0	1	2	4	1	8	0	0	.231	.095	.326	1	0	0	1	6	0	0	0	0	0	1
	Team Total	.265	94	3158	434	837	163	25	58	398	1224	336	11	696	78	38	.340	.388	.728	37	7	43	82							84

PITCHERS		W	L	ERA	G	GS	CG	SHO	SV	SVO	IP	H	R	ER	HR	HB	BB	IBB	SO	BK	WP	GO/AO	DP	WHIP	AVG	AB	TBF	SF	GF	HLD
	<a href="#">Banwart, Travis</a>	5	5	2.92	14	14	0	0	0	0	83.1	71	36	27	7	3	31	0	59	0	4	1.02	5	1.22	.231	308	344	1	0	0
*	<a href="#">Capra, Anthony</a>	5	7	4.14	19	19	0	0	0	0	87.0	74	45	40	7	5	60	0	81	0	7	1.11	9	1.54	.233	317	390	3	0	0
	<a href="#">De Los Santos, Fautino</a>	0	2	7.98	10	0	0	0	0	1	14.2	17	13	13	1	2	7	0	26	0	2	1.71	0	1.64	.279	61	71	0	2	0
*	<a href="#">Edell, Ryan</a>	4	3	3.34	12	11	0	0	0	0	64.2	71	25	24	3	1	11	0	47	0	3	1.21	6	1.27	.277	256	271	0	0	0
*	<a href="#">Figueroa, Pedro</a>	1	6	5.30	13	13	0	0	0	0	71.1	84	45	42	6	2	29	1	57	5	4	1.39	3	1.58	.295	285	319	2	0	0
	<a href="#">Friedl, Justin</a>	1	1	3.44	19	1	0	0	2	34.0	40	19	13	0	1	21	1	28	1	2	1.19	3	1.79	.301	133	158	2	3	4	
*	<a href="#">Gordon, Derrick</a>	2	2	5.32	28	0	0	0	1	1	47.1	44	31	28	4	3	23	1	39	0	6	1.10	3	1.42	.247	178	210	2	4	4
*	<a href="#">Hernandez, Carlos</a>	8	2	4.83	17	16	0	0	0	0	82.0	91	46	44	3	1	38	0	58	0	3	1.41	6	1.57	.283	321	364	2	1	0
	<a href="#">Holt, J.C.</a>	1	0	15.43	2	0	0	0	0	0	2.1	4	4	4	0	0	2	0	0	0	0	1.33	0	2.57	.333	12	14	0	0	0
*	<a href="#">Hornbeck, Ben</a>	2	3	5.87	8	7	0	0	1	1	38.1	43	27	25	3	3	19	0	26	0	7	2.71	9	1.62	.289	149	173	2	1	0
	<a href="#">James, Justin</a>	1	0	2.29	12	0	0	0	1	3	19.2	11	5	5	1	0	7	2	21	0	0	2.45	1	0.92	.157	70	77	0	5	3
	<a href="#">Lansford, Jared</a>	4	1	2.43	30	0	0	0	12	12	37.0	31	11	10	0	2	19	0	29	0	2	2.43	9	1.35	.242	128	152	0	24	2
	<a href="#">Leon, Arnold</a>	0	0	6.23	3	0	0	0	0	0	4.1	6	3	3	1	0	3	0	1	0	2	1.20	0	2.08	.333	18	22	0	0	0
	<a href="#">Lyman, Jeff</a>	0	2	10.13	3	3	0	0	0	0	5.1	6	7	6	0	0	5	0	6	0	3	1.50	1	2.06	.273	22	27	0	0	0
*	<a href="#">Majewski, Val</a>	0	0	0.00	1	0	0	0	1	1	1.0	1	0	0	0	0	0	0	1	0	0	0.00	0	1.00	.250	4	4	0	1	0
	<a href="#">Murray, Justin</a>	0	1	4.32	4	3	0	0	0	0	16.2	21	10	8	0	0	11	0	7	0	1	1.67	2	1.92	.313	67	79	0	0	1
	<a href="#">Ortiz, Gabriel</a>	0	0	0.00	2	0	0	0	0	0	1.2	0	0	0	0	0	3	0	0	0	0	0.25	0	1.80	.000	5	8	0	2	0
	<a href="#">Ray, Jason</a>	3	3	3.44	23	0	0	0	0	1	34.0	34	18	13	4	1	20	1	16	0	10	1.07	3	1.59	.260	131	156	4	6	3
	<a href="#">Sattler, Daniel</a>	0	0	4.64	14	0	0	0	0	0	21.1	17	11	11	1	2	12	1	16	0	2	1.19	1	1.36	.221	77	93	0	8	3
	<a href="#">Souza, Justin</a>	2	2	3.63	23	0	0	0	3	3	34.2	32	16	14	1	0	18	2	36	0	3	0.57	3	1.44	.241	133	153	1	8	4
	<a href="#">Storey, Mickey</a>	2	3	4.50	26	1	0	0	3	5	46.0	39	26	23	5	3	13	2	40	1	3	1.21	3	1.13	.232	168	191	5	11	6
	<a href="#">Vaughan, Beau</a>	1	3	1.95	24	0	0	0	6	8	32.1	30	12	7	0	1	6	2	29	0	1	1.00	1	1.11	.238	126	138	3	14	3
	<a href="#">Wagner, Neil</a>	2	1	3.86	15	0	0	0	0	2	23.1	27	15	10	0	0	18	3	23	0										

Stockton Ports (46-50) 8, San Jose Giants (55-41) 6  
July 20, 2010

	1	2	3	4	5	6	7	8	9	R	H	E
Stockton	2	0	2	1	0	0	0	3	0	8	13	1
San Jose	1	3	0	0	0	0	0	2	0	6	12	1

Stockton	AB	R	H	RBI	BB	SO	LOB	AVG
Mitchell, J, CF	5	1	2	0	0	2	2	.321
Green, SS	5	1	1	0	0	0	5	.327
Parker, S, 3B	3	2	2	1	1	0	0	.294
Spina, 1B	4	1	0	0	0	1	4	.256
Carter, Y, DH	4	0	2	1	1	0	0	.394
Barfield, RF	5	1	0	0	0	3	5	.256
Ladendorf, 2B	4	1	3	1	1	1	0	.289
Johnson, T, LF	3	1	1	3	1	1	1	.229
Ortiz, R, C	5	0	2	1	0	1	4	.286
Murray, P	0	0	0	0	0	0	0	.000
Sewell, P	0	0	0	0	0	0	0	.000
Hunter, P	0	0	0	0	0	0	0	.000
Barham, P	0	0	0	0	0	0	0	.000
<b>Totals</b>	<b>38</b>	<b>8</b>	<b>13</b>	<b>7</b>	<b>4</b>	<b>9</b>	<b>21</b>	<b>.270</b>

San Jose	AB	R	H	RBI	BB	SO	LOB	AVG
Peguero, F, CF	5	1	3	4	0	1	1	.301
Adrianza, SS	3	1	1	0	2	1	2	.260
Perez, J, DH	4	0	0	0	1	1	4	.300
Monell, C	5	0	2	1	0	0	2	.243
Culberson, 2B	5	0	1	0	0	1	1	.326
Fairley, LF	5	0	2	0	0	1	0	.297
Biery, 1B	5	0	0	0	0	0	4	.270
Flores, 3B	3	2	2	0	1	0	3	.324
Simmons, RF	4	2	1	0	0	1	1	.233
Odle, P	0	0	0	0	0	0	0	.000
Wilshire, P	0	0	0	0	0	0	0	.000
Whitaker, P	0	0	0	0	0	0	0	.000
<b>Totals</b>	<b>39</b>	<b>6</b>	<b>12</b>	<b>5</b>	<b>4</b>	<b>6</b>	<b>18</b>	<b>.289</b>

**BATTING**

**2B:** Green (25, Odle), Carter, Y (2, Odle), Ladendorf (20, Odle), Mitchell, J (13, Odle).  
**3B:** Johnson, T (3, Wilshire).  
**TB:** Mitchell, J 3; Green 2; Parker, S 2; Carter, Y 3; Ladendorf 4; Johnson, T 3; Ortiz, R 2.  
**RBI:** Carter, Y (15), Ladendorf (26), Johnson, T 3 (27), Parker, S (60), Ortiz, R (33).  
**2-out RBI:** Carter, Y.  
**Runners left in scoring position, 2 out:** Barfield; Green; Ortiz, R 2; Spina 2.  
**SF:** Johnson, T; Parker, S.  
**Team RISP:** 8-for-19.  
**Team LOB:** 10.

**BASERUNNING**

**SB:** Ladendorf 2 (15, 2nd base off Wilshire/Monell, 2nd base off Whitaker/Monell).

**FIELDING**

**E:** Parker, S (22, fielding).  
**Outfield assists:** Barfield (Peguero, F at 3rd base), Johnson, T (Perez, J at 3rd base).

**BATTING**

**2B:** Simmons (10, Murray), Flores (12, Hunter).  
**HR:** Peguero, F (5, 2nd inning off Murray, 2 on, 2 out).  
**TB:** Peguero, F 6; Adrianza; Monell 2; Culberson; Fairley 2; Flores 3; Simmons 2.  
**RBI:** Monell (45), Peguero, F 4 (50).  
**2-out RBI:** Peguero, F 3.  
**Runners left in scoring position, 2 out:** Monell; Adrianza; Flores 2; Perez, J 2.  
**Team RISP:** 4-for-13.  
**Team LOB:** 10.

**BASERUNNING**

**SB:** Adrianza (24, 2nd base off Murray/Ortiz, R), Peguero, F (34, 2nd base off Murray/Ortiz, R), Flores (6, 2nd base off Murray/Ortiz, R).

**FIELDING**

**E:** Fairley (5, fielding).

Stockton	IP	H	R	ER	BB	SO	HR	ERA
Murray	4.1	7	4	4	4	2	1	4.30
Sewell (W, 7-0)	2.2	2	0	0	0	2	0	1.98
Hunter	1.0	2	2	1	0	1	0	6.57
Barham (S, 1)	1.0	1	0	0	0	1	0	1.44
<b>Totals</b>	<b>9.0</b>	<b>12</b>	<b>6</b>	<b>5</b>	<b>4</b>	<b>6</b>	<b>1</b>	<b>4.74</b>

San Jose	IP	H	R	ER	BB	SO	HR	ERA
Odle (L, 10-4)	5.0	8	5	5	1	6	0	4.79
Wilshire	2.1	4	3	3	0	2	0	5.13
Whitaker	1.2	1	0	0	3	1	0	2.35
<b>Totals</b>	<b>9.0</b>	<b>13</b>	<b>8</b>	<b>8</b>	<b>4</b>	<b>9</b>	<b>0</b>	<b>4.13</b>

**WP:** Sewell, Hunter, Wilshire, Whitaker.

**Balk:** Hunter.

**HBP:** Spina (by Odle).

**Groundouts-flyouts:** Murray 4-6, Sewell 2-4, Hunter 0-1, Barham 1-1, Odle 6-2, Wilshire 4-0, Whitaker 2-2.

**Batters faced:** Murray 23, Sewell 10, Hunter 6, Barham 4, Odle 25, Wilshire 11, Whitaker 9.

**Inherited runners-scored:** Sewell 2-0, Whitaker 1-0.

**Umpires:** HP: Tom Woodring. 1B: Greg Stanzak. 2B: . 3B: .

**Weather:** 66 degrees, clear.

**Wind:** 12 mph, R to L.

**T:** 3:26.

**Att:** 4,075.

Choose a highlighted category to sort. NOTE: Rate stats do not use qualifiers.

		GI ---GAMES BY POSITION---																											
BATTERS	AVG	G	AB	R	H	2B	3B	HR	RBI	TB	BB	IBB	SO	SB	CS	OBP	SLG	OPS	SF	SAC	HBP	DP	1B	2B	3B	SS	OF	C	E
Barfield, Jeremy	.256	94	360	50	92	15	0	9	54	134	39	1	63	1	1	.324	.372	.696	8	1	1	17	0	0	0	0	92	0	7
Carter, Yusuf	.394	8	33	9	13	2	0	6	15	33	2	0	8	1	0	.429	1.000	1.429	0	0	0	0	0	0	0	0	1	6	2
Castillo, Gernaldo	.176	5	17	1	3	0	0	0	0	3	2	0	3	0	0	.263	.176	.440	0	0	0	0	0	5	0	0	0	0	1
* Christian, Jason	.162	12	37	5	6	0	0	0	2	6	7	0	10	1	1	.295	.162	.458	0	0	0	1	0	10	0	0	0	0	1
* Crisotomo, Jose	.192	9	26	1	5	0	0	0	2	5	1	0	4	0	1	.222	.192	.415	0	0	0	1	0	0	0	0	8	0	0
# Crisp, Coco	.833	2	6	2	5	0	1	1	3	10	1	0	0	0	0	.857	1.667	2.524	0	0	0	0	0	0	0	0	2	0	0
Ellis, Mark	.200	2	5	0	1	0	0	0	1	1	1	0	0	0	0	.286	.200	.486	1	0	0	0	0	2	0	0	0	0	0
Green, Grant	.327	88	370	65	121	25	5	10	50	186	26	2	85	5	5	.373	.503	.876	6	2	5	7	0	1	0	73	0	0	26
* Horton, Josh	.467	8	30	5	14	5	1	2	6	27	1	0	5	0	1	.484	.900	1.384	0	0	0	0	4	0	1	0	0	0	0
* Johnson, Todd	.229	54	205	28	47	7	3	5	27	75	16	1	43	4	3	.284	.366	.650	3	0	1	6	0	0	0	0	46	0	1
Ka'aihue, Kala	.167	23	66	11	11	4	0	3	12	24	20	1	19	2	0	.371	.364	.734	1	0	2	2	8	0	0	0	6	0	1
# Keough, Shane	.223	67	251	31	56	12	2	2	27	78	21	0	78	8	7	.291	.311	.602	2	2	4	3	0	0	0	0	58	0	5
Ladendorf, Tyler	.289	82	318	40	92	20	3	2	26	124	16	0	69	15	3	.326	.390	.716	3	1	3	8	0	55	1	20	8	0	11
Lopez, Diomendes	.667	1	3	0	2	0	0	0	0	2	1	0	1	0	0	.750	.667	1.417	0	0	0	0	0	0	0	0	0	1	1
* Mitchell, Jermaine	.321	47	184	41	59	13	3	6	17	96	31	0	51	10	8	.427	.522	.948	0	0	3	0	0	0	0	0	44	0	3
* Napoleon, Dusty	.000	6	13	0	0	0	0	0	1	0	4	0	8	0	0	.278	.000	.278	0	0	1	1	4	0	0	0	0	0	0
Ortiz, Ryan	.286	54	175	32	50	12	1	7	33	85	33	0	42	1	0	.400	.486	.886	1	1	1	3	2	0	0	0	0	50	8
# Paramore, Petey	.255	46	149	18	38	7	0	3	23	54	34	1	37	0	1	.391	.362	.754	1	0	0	2	1	0	0	0	0	36	2
* Parker, Stephen	.294	95	357	67	105	27	2	12	60	172	56	1	67	3	1	.393	.482	.874	8	0	7	12	1	1	90	0	0	0	22
Pinckney, Brandon	.250	8	24	3	6	0	0	1	5	9	3	0	4	0	0	.321	.375	.696	1	1	0	0	0	8	0	0	0	0	1
Richard, Michael	.214	33	98	13	21	3	0	0	5	24	11	0	21	2	5	.304	.245	.548	1	1	2	4	0	18	0	5	0	0	6
Soto, Ramon	.231	4	13	1	3	1	0	0	1	4	0	0	5	0	1	.286	.308	.593	0	0	1	0	0	0	0	0	0	4	2
Spina, Michael	.256	92	363	48	93	18	1	17	72	164	39	0	106	0	0	.334	.452	.786	3	0	5	9	77	2	4	0	0	0	13
# Thomas, David	.239	32	113	21	27	6	2	1	17	40	8	0	21	6	3	.310	.354	.664	1	1	4	0	0	0	0	0	27	0	2
Walton, Kent	.268	12	41	4	11	2	0	0	5	13	0	0	11	2	0	.262	.317	.579	1	1	0	0	0	0	0	0	6	0	0
Whitney, Matthew	.279	12	43	6	12	2	1	3	7	25	5	0	7	0	0	.380	.581	.961	0	0	2	2	6	0	2	0	0	0	3
Team Total	.270	96	3303	502	893	181	25	90	471	1394	379	7	769	61	41	.349	.422	.771	41	11	42	78							136

PITCHERS	W	L	ERA	G	GS	CG	SHO	SV	SVO	IP	H	R	ER	HR	HB	BB	IBB	SO	BK	WP	GO/AO	DP	WHIP	AVG	AB	TBF	SF	GF	HLD
* Barham, Trey	3	1	1.44	41	0	0	0	1	5	50.0	40	16	8	0	2	14	1	39	0	0	2.15	5	1.08	.220	182	202	3	8	11
* Braden, Dallas	0	0	6.75	1	1	0	0	0	0	4.0	7	3	3	2	0	1	0	4	0	0	0.00	0	2.00	.333	21	22	0	0	0
Carignan, Andrew	2	2	5.52	26	0	0	0	0	2	29.1	26	25	18	2	3	30	0	38	0	6	2.13	3	1.91	.236	110	144	0	9	1
Deal, Scott	1	4	3.83	26	1	0	0	0	1	47.0	50	25	20	4	6	16	2	28	2	4	1.29	7	1.40	.269	186	211	1	4	2
De Los Santos, Fautino	1	0	2.30	12	0	0	0	1	1	15.2	13	4	4	0	0	3	0	22	0	0	1.44	0	1.02	.224	58	61	0	7	1
Haviland, Shawn	6	6	3.89	19	19	0	0	0	0	104.0	117	57	45	10	11	23	0	112	1	8	0.81	7	1.35	.285	411	450	4	0	0
Hodsdon, Scott	1	1	6.34	30	0	0	0	0	1	44.0	60	47	31	2	4	25	1	33	1	5	1.72	5	1.93	.316	190	224	2	7	3
* Hornbeck, Ben	3	2	4.79	12	12	0	0	0	0	62.0	73	39	33	14	6	26	0	74	1	8	1.63	7	1.60	.294	248	284	2	0	0
Hunter, Brett	2	0	6.57	22	0	0	0	0	1	24.2	28	19	18	4	0	19	1	40	1	5	0.78	3	1.91	.289	97	118	2	5	4
Madsen, Michael	1	4	5.00	6	6	0	0	0	0	27.0	30	19	15	2	3	8	0	32	0	2	0.77	1	1.41	.275	109	122	2	0	0
McDaniel, Dan	0	0	10.38	4	0	0	0	0	0	4.1	4	5	5	1	0	6	0	6	0	0	6.00	0	2.31	.235	17	23	0	3	0
Murray, Justin	6	3	4.30	16	13	1	0	0	1	75.1	85	37	36	8	1	38	1	59	0	3	1.15	5	1.63	.287	296	339	2	0	0
* Oseguera, Paul	2	4	6.16	7	7	0	0	0	0	38.0	49	29	26	2	6	16	0	37	0	0	0.90	3	1.71	.316	155	183	6	0	0
Pina, Jose	1	1	7.89	16	0	0	0	0	0	21.2	25	20	19	6	2	10	0	19	0	4	0.59	0	1.62	.291	86	101	2	4	5
* Ramirez, Anivoris	0	6	7.94	8	8	0	0	0	0	39.2	54	35	35	6	2	14	1	17	0	1	1.39	4	1.71	.329	164	185	3	0	0
Sattler, Daniel	0	1	2.35	8	0	0	0	2	3	7.2	5	2	2	0	1	3	0	8	0	0	2.50	1	1.04	.192	26	30	0	7	0
* Sewell, Lance	7	0	1.98	31	0	0	0	0	0	41.0	30	12	9	5	2	11	0	36	0	4	0.52	2	1.00	.200	150	166	1	8	4
Smalley, Kennv	3	6	6.46	18	12	0	0	0	0	76.2	85	57	55	13	0	41	0	64	0	7	0.94	5	1.64	.282	301	347	2	1	1
Smith, Murphy	3	5	6.19	10	9	0	0	0	0	48.0	72	38	33	4	3	12	1	34	0	6	1.19	4	1.75	.350	206	227	3	0	0
Smyth, Paul	3	4	1.76	39	0	0	0	16	24	56.1	38	20	11	2	1	14	2	65	0	4	1.46	0	0.92	.185	205	224	0	28	1
Thomas, Daniel	0	0	8.71	9	0	0	0	1	2	10.1	7	11	10	0	2	13	1	13	0	3	0.78	0	1.94	.189	37	52	0	4	2
Tomko, Brett	0	0	7.56	2	2	0	0	0	0	8.1	12	7	7	2	0	2	0	7	0	0	0.50	0	1.68</						

Choose a highlighted category to sort. NOTE: Rate stats do not use qualifiers.

	GI ---GAMES BY POSITION---																														
	BATTERS	AVG	G	AB	R	H	2B	3B	HR	RBI	TB	BB	IBB	SO	SB	CS	OBP	SLG	OPS	SF	SAC	HBP	DP	1B	2B	3B	SS	OF	C	E	
<a href="#">Affinito, Christopher</a>		.167	28	96	11	16	4	0	3	14	29	12	0	46	0	0	.261	.302	.563	2	1	1	1	1	1	0	0	0	0	5	3
* <a href="#">Aliotti, Anthony</a>		.287	89	307	49	88	17	0	3	49	114	64	1	94	13	3	.412	.371	.783	4	3	4	5	85	0	0	0	0	0	0	8
* <a href="#">Christian, Jason</a>		.246	17	65	11	16	4	0	1	8	23	3	2	15	1	0	.286	.354	.640	1	0	1	0	0	1	9	4	0	0	3	
* <a href="#">Crisotomo, Jose</a>		.290	9	31	7	9	1	0	0	7	10	1	0	1	1	0	.313	.323	.635	0	3	0	1	0	0	0	0	9	0	0	
* <a href="#">Crumbless, Conner</a>		.256	89	324	63	83	17	2	2	43	110	79	0	57	19	7	.402	.340	.741	6	3	4	5	0	76	0	0	11	0	8	
<a href="#">Dixon, Rashun</a>		.247	76	279	40	69	15	2	5	33	103	39	0	83	6	5	.352	.369	.721	2	0	7	3	0	0	0	0	71	0	1	
<a href="#">Gil, Leonardo</a>		.227	82	304	44	69	16	4	9	55	120	19	0	73	3	2	.276	.395	.671	6	2	4	8	0	0	71	6	0	0	13	
# <a href="#">Gilmartin, Michael</a>		.254	86	303	30	77	23	3	4	40	118	33	0	84	11	5	.334	.389	.724	3	5	5	7	0	0	0	84	0	0	22	
<a href="#">Hernandez, Franklin</a>		.193	33	109	9	21	5	0	1	13	29	5	0	26	1	1	.235	.266	.501	0	1	1	4	11	0	0	0	16	0	6	
<a href="#">House, Tyreace</a>		.261	77	276	58	72	5	1	1	19	82	61	0	54	23	8	.401	.297	.698	2	3	5	4	0	0	0	0	71	0	4	
<a href="#">Levia, Nino</a>		.224	37	125	13	28	2	0	0	11	30	8	0	38	4	2	.271	.240	.511	0	2	0	3	0	18	15	0	0	0	2	
* <a href="#">Napoleon, Dusty</a>		.400	2	5	0	2	1	0	0	0	3	4	0	2	0	0	.667	.600	1.267	0	0	0	1	0	0	0	0	1	0	0	
<a href="#">Nunez, Juan</a>		.167	31	102	8	17	2	0	1	9	22	5	0	34	0	0	.211	.216	.427	1	1	1	1	0	0	0	0	0	30	7	
<a href="#">Richard, Myrio</a>		.305	81	305	43	93	27	2	1	29	127	32	0	46	11	7	.377	.416	.794	1	2	4	7	0	0	0	0	73	0	6	
<a href="#">Stassi, Max</a>		.248	74	286	36	71	17	1	11	42	123	24	0	99	3	3	.315	.430	.746	2	0	5	8	0	0	0	0	0	61	10	
<a href="#">Walton, Kent</a>		.270	52	204	25	55	18	2	2	32	83	14	0	49	4	2	.330	.407	.737	3	0	6	6	0	0	0	0	35	0	2	
Team Total		.252	93	3121	447	786	174	17	44	404	1126	403	3	801	100	45	.343	.361	.704	33	26	48	64							116	
PITCHERS		W	L	ERA	G	GS	CG	SHO	SV	SVO	IP	H	R	ER	HR	HB	BB	IBB	SO	BK	WP	GO/AO	DP	WHIP	AVG	AB	TBF	SF	GF	HLD	
<a href="#">Christensen, Kyle</a>		0	2	6.92	5	2	0	0	0	0	13.0	13	10	10	0	3	6	0	4	0	1	1.13	0	1.46	.265	49	60	1	1	1	
<a href="#">Doolittle, Ryan</a>		0	0	3.86	2	0	0	0	0	0	2.1	2	1	1	1	0	0	0	3	0	0	0.00	0	0.86	.200	10	10	0	1	1	
<a href="#">Garcia, Hector</a>		0	1	4.34	12	0	0	0	0	1	18.2	17	13	9	1	2	15	0	18	1	6	4.29	2	1.71	.233	73	91	0	5	1	
<a href="#">Gil, Leonardo</a>		0	1	13.50	1	0	0	0	0	0	0.2	0	1	1	0	0	4	0	1	0	0	0.00	0	6.00	.000	2	6	0	1	0	
<a href="#">Gilliam, Robert</a>		5	6	4.20	18	18	0	0	0	0	100.2	99	51	47	7	5	33	0	87	2	9	0.65	5	1.31	.261	379	427	7	0	0	
<a href="#">Guzman, Jose</a>		3	1	3.89	31	0	0	0	13	15	37.0	37	20	16	2	1	12	0	39	1	5	1.06	1	1.32	.257	144	159	1	26	1	
<a href="#">Hoehn, Connor</a>		5	3	2.76	30	0	0	0	1	2	62.0	40	21	19	3	5	25	1	76	0	5	0.93	0	1.05	.181	221	257	1	5	5	
* <a href="#">Huttenlocker, Anthony</a>		1	1	2.97	22	0	0	0	1	1	33.1	30	11	11	1	1	11	0	38	1	1	1.32	1	1.23	.242	124	137	1	5	1	
<a href="#">Joseph, Jonathan</a>		0	3	4.67	7	2	0	0	0	0	17.1	17	11	9	1	2	11	1	18	0	8	0.94	2	1.62	.250	68	82	1	1	2	
* <a href="#">Krol, Ian</a>		7	3	2.26	19	18	0	0	0	0	95.2	72	31	24	2	6	16	1	71	3	1	1.30	4	0.92	.207	348	378	4	1	0	
<a href="#">Lansford, Josh</a>		0	1	5.46	27	0	0	0	0	1	31.1	38	21	19	3	3	14	0	31	2	4	0.71	1	1.66	.302	126	145	2	12	2	
* <a href="#">Marks, Justin</a>		3	10	4.97	18	18	0	0	0	0	96.0	96	59	53	9	8	38	0	107	0	7	1.24	6	1.40	.260	369	417	0	0	0	
<a href="#">Mederos, Chris</a>		3	2	1.63	6	5	0	0	0	0	27.2	20	9	5	0	1	7	0	24	0	2	1.67	0	0.98	.192	104	113	0	0	0	
<a href="#">Nunez, Juan</a>		0	0	0.00	1	0	0	0	0	0	0.1	0	0	0	0	0	1	0	0	0	0	0.00	0	3.00	.000	1	2	0	1	0	
* <a href="#">Peterson, Max</a>		3	2	3.13	21	0	0	0	2	5	31.2	20	11	11	3	2	18	1	43	0	5	1.58	2	1.20	.187	107	133	2	12	1	
<a href="#">Pina, Jose</a>		2	1	3.74	13	0	0	0	1	1	21.2	27	15	9	3	3	6	0	29	0	2	1.00	3	1.52	.307	88	100	1	6	3	
* <a href="#">Quigley, Ryan</a>		0	0	6.62	11	0	0	0	0	2	17.2	22	16	13	3	0	10	0	17	1	6	2.18	1	1.81	.310	71	85	3	4	2	
* <a href="#">Ramirez, Anvioris</a>		0	1	5.89	6	2	0	0	1	1	18.1	23	14	12	1	0	7	0	10	1	0	1.39	4	1.64	.315	73	80	0	1	1	
<a href="#">Schultz, Bo</a>		4	1	2.82	29	0	0	0	0	1	51.0	40	19	16	1	9	25	2	44	2	3	3.33	6	1.27	.215	186	222	1	11	2	
<a href="#">Smalley, Kenny</a>		0	0	0.00	1	1	0	0	0	0	4.1	3	0	0	0	0	2	0	4	0	0	0.33	0	1.15	.200	15	17	0	0	0	
<a href="#">Smith, Murphy</a>		5	0	4.93	9	8	0	0	0	0	49.1	54	34	27	1	5	13	1	41	1	1	1.71	3	1.36	.277	195	220	4	0	0	
<a href="#">Straily, Daniel</a>		7	6	4.35	19	19	0	0	0	0	99.1	94	52	48	8	4	43	3	105	0	7	1.30	9	1.38	.258	365	418	4	0	0	
Team Total		48	45	3.91	93	93	0	4	19	30	829.1	764	420	360	50	60	317	10	810	15	73	1.23	50	1.30	.245	3118	3559	33	93	23	

KEY: \* - lefthanded hitter/pitcher, # - switch hitter



Salem-Keizer Volcanoes (15-17) 5, Vancouver Canadians (13-19) 2  
July 20, 2010

	1	2	3	4	5	6	7	8	9	R	H	E
Salem-Keizer	0	1	1	1	1	0	0	0	1	5	13	0
Vancouver	1	0	1	0	0	0	0	0	0	2	4	2

Salem-Keizer	AB	R	H	RBI	BB	SO	LOB	AVG	Vancouver	AB	R	H	RBI	BB	SO	LOB	AVG
Izturis, 2B	5	2	2	0	0	1	2	.291	Bercume, LF	3	1	1	0	1	0	0	.277
Campbell, LF	4	1	3	1	0	0	0	.270	Fabiaschi, 2B	3	0	0	0	0	2	2	.200
Medina, CF	5	0	1	1	0	1	3	.295	Kirkland, SS	3	0	0	1	0	3	1	.307
Brock, DH	5	0	1	1	0	0	4	.296	Landaeta, RF	2	0	1	1	2	0	0	.333
Shriner, RF	4	1	2	0	0	1	2	.247	Kirby-Jones, 1B	3	0	0	0	1	1	4	.224
Jurica, SS	4	0	1	1	0	1	1	.180	Nester, DH	4	0	0	0	0	1	1	.154
Mach, 3B	4	0	0	0	0	1	1	.207	Leyja, 3B	3	0	1	0	0	0	0	.190
Quintana, C, 1B	3	1	2	0	1	1	0	.303	Petitti, C	3	0	0	0	0	0	1	.105
Arnold, C	4	0	1	1	0	0	3	.233	Tripp, CF	3	1	1	0	0	2	1	.159
Concepcion, E, P	0	0	0	0	0	0	0	.000	Ramirez, An, P	0	0	0	0	0	0	0	.000
Proszek, P	0	0	0	0	0	0	0	.000	Vidal, P	0	0	0	0	0	0	0	.000
Sanford, P	0	0	0	0	0	0	0	.000	Tenholder, P	0	0	0	0	0	0	0	.000
<b>Totals</b>	<b>38</b>	<b>5</b>	<b>13</b>	<b>5</b>	<b>1</b>	<b>6</b>	<b>16</b>	<b>.264</b>	<b>Totals</b>	<b>27</b>	<b>2</b>	<b>4</b>	<b>2</b>	<b>4</b>	<b>9</b>	<b>10</b>	<b>.243</b>

**BATTING**

**2B:** Jurica (2, Ramirez, An), Quintana, C 2 (5, Ramirez, An, Vidal), Arnold (3, Ramirez, An), Campbell (8, Ramirez, An), Brock (8, Vidal), Shriner (7, Vidal).

**TB:** Izturis 2; Campbell 4; Medina; Brock 2; Shriner 3; Jurica 2; Quintana, C 4; Arnold 2.

**RBI:** Jurica (8), Medina (17), Arnold (2), Brock (14), Campbell (12).

**2-out RBI:** Arnold.

**Runners left in scoring position, 2 out:** Shriner; Izturis 2; Jurica.

**S:** Campbell.

**GIDP:** Arnold.

**Team RISP:** 3-for-13.

**Team LOB:** 8.

**BASERUNNING**

**SB:** Medina (3, 2nd base off Ramirez, An/Petitti), Jurica (6, 3rd base off Ramirez, An/Petitti).

**CS:** Brock (2, 3rd base by Vidal/Petitti).

**FIELDING**

**DP:** (Jurica-Izturis-Quintana, C).

**BATTING**

**3B:** Landaeta (1, Concepcion, E).

**TB:** Bercume; Landaeta 3; Leyja; Tripp.

**RBI:** Landaeta (14), Kirkland (11).

**2-out RBI:** Landaeta.

**Runners left in scoring position, 2 out:** Kirby-Jones 2; Tripp.

**S:** Fabiaschi.

**SF:** Kirkland.

**GIDP:** Kirby-Jones.

**Team RISP:** 1-for-6.

**Team LOB:** 4.

**BASERUNNING**

**SB:** Bercume (3, 2nd base off Concepcion, E/Arnold).

**CS:** Kirby-Jones (1, 2nd base by Concepcion, E/Arnold).

**FIELDING**

**E:** Ramirez, An (3, pickoff), Leyja (7, throw).

**DP:** (Kirkland-Fabiaschi-Kirby-Jones).

Salem-Keizer	IP	H	R	ER	BB	SO	HR	ERA	Vancouver	IP	H	R	ER	BB	SO	HR	ERA
Concepcion, E (W, 3-3)	6.0	4	2	2	3	7	0	4.68	Ramirez, An (L, 1-3)	4.0	7	4	3	1	2	0	5.01
Proszek (H, 1)	2.0	0	0	0	0	2	0	0.00	Vidal	3.0	4	0	0	0	2	0	4.96
Sanford (S, 4)	1.0	0	0	0	1	0	0	2.92	Tenholder	2.0	2	1	0	0	2	0	2.91
<b>Totals</b>	<b>9.0</b>	<b>4</b>	<b>2</b>	<b>2</b>	<b>4</b>	<b>9</b>	<b>0</b>	<b>4.10</b>	<b>Totals</b>	<b>9.0</b>	<b>13</b>	<b>5</b>	<b>3</b>	<b>1</b>	<b>6</b>	<b>0</b>	<b>3.75</b>

Ramirez, An pitched to 1 batter in the 5th.

**WP:** Concepcion, E.

**Balk:** Ramirez, An.

**IBB:** Landaeta (by Concepcion, E).

**Groundouts-flyouts:** Concepcion, E 3-6, Proszek 1-2, Sanford 2-1, Ramirez, An 7-3, Vidal 3-3, Tenholder 1-3.

**Batters faced:** Concepcion, E 24, Proszek 6, Sanford 3, Ramirez, An 20, Vidal 12, Tenholder 8.

**Inherited runners-scored:** Vidal 1-1.

**Umpires:** HP: John Silva. 1B: Matt Springer. 2B: . 3B: .

**Weather:** 70 degrees, cloudy.

**Wind:** 6 mph, Out to LF.

**T:** 2:49.

**Att:** 4,154.

Choose a highlighted category to sort. NOTE: Rate stats do not use qualifiers.

		GI ---GAMES BY POSITION---																												
<b>BATTERS</b>		AVG	G	AB	R	H	2B	3B	HR	RBI	TB	BB	IBB	SO	SB	CS	OBP	SLG	OPS	SF	SAC	HBP	DP	1B	2B	3B	SS	OF	C	E
	<a href="#">Affinito, Christopher</a>	.320	16	50	5	16	3	0	1	7	22	15	0	17	0	0	.493	.440	.933	1	0	3	0	5	0	0	0	0	1	1
*	<a href="#">Bercume, Jeff</a>	.277	28	112	8	31	4	0	0	8	35	8	0	15	3	2	.325	.313	.638	2	4	1	2	0	0	0	0	22	0	1
	<a href="#">Castillo, Gernaldo</a>	.118	13	34	1	4	1	0	0	2	5	4	0	7	1	0	.211	.147	.358	0	1	0	1	0	7	3	3	0	0	8
*	<a href="#">Crisotomo, Jose</a>	.267	13	45	4	12	0	0	0	4	12	1	1	9	1	2	.283	.267	.549	0	1	0	2	0	0	0	0	12	0	0
	<a href="#">Fabiaschi, Michael</a>	.200	15	40	4	8	1	0	0	0	9	8	0	9	2	0	.347	.225	.572	0	2	1	0	0	8	1	4	0	0	2
*	<a href="#">Hurley, Zachary</a>	.205	14	39	6	8	2	0	0	1	10	2	0	9	0	0	.244	.256	.500	0	0	0	3	0	0	0	0	10	0	1
	<a href="#">Kirby-Jones, A.J.</a>	.224	32	107	16	24	3	0	3	11	36	22	1	32	1	1	.368	.336	.705	1	0	3	5	26	0	0	0	0	0	4
	<a href="#">Kirkland, Wade</a>	.307	27	114	12	35	9	2	0	11	48	4	0	20	0	1	.322	.421	.743	3	0	0	5	0	0	0	27	0	0	12
	<a href="#">Landaeta, Douglas</a>	.333	30	117	11	39	9	1	1	14	53	7	1	12	2	3	.376	.453	.829	0	1	1	5	0	0	0	0	30	0	1
	<a href="#">Levia, Nino</a>	.190	20	79	8	15	2	0	1	3	20	7	0	13	0	0	.270	.253	.523	1	1	2	1	0	17	2	0	0	0	7
	<a href="#">Lipkin, Ryan</a>	.211	19	71	4	15	5	0	1	13	23	2	0	12	0	1	.233	.324	.557	0	1	0	1	0	0	0	0	0	16	1
	<a href="#">Luis, Marcos</a>	.174	8	23	1	4	0	0	0	1	4	0	0	3	0	0	.208	.174	.382	0	0	1	1	2	0	4	0	0	0	2
	<a href="#">Nester, John</a>	.154	4	13	0	2	1	0	0	2	3	2	0	6	0	0	.267	.231	.497	0	0	0	0	0	0	0	0	0	2	0
	<a href="#">Petitti, Daniel</a>	.105	15	38	0	4	0	0	0	3	4	5	0	15	0	0	.205	.105	.310	1	2	0	2	0	0	0	0	0	15	1
	<a href="#">Thompson, Tony</a>	.287	24	87	11	25	5	0	1	6	33	10	0	17	0	1	.374	.379	.753	0	0	2	1	0	0	24	0	0	0	9
	<a href="#">Tripp, Jordan</a>	.159	14	44	9	7	1	0	0	2	8	5	0	18	0	2	.275	.182	.456	0	1	2	0	0	0	0	0	12	0	0
	<a href="#">Wells, Jeremy</a>	.231	6	13	1	3	0	0	0	1	3	3	0	4	1	0	.412	.231	.643	0	0	1	1	0	3	0	0	0	0	0
	<a href="#">Whitaker, John</a>	.190	14	42	3	8	0	0	0	7	8	5	0	8	2	1	.265	.190	.456	2	1	0	2	0	0	0	0	12	0	0
	Team Total	.243	32	1068	104	260	46	3	8	96	336	110	3	226	13	14	.321	.315	.636	11	15	17	32							56
<b>PITCHERS</b>		W	L	ERA	G	GS	CG	SHO	SV	SVO	IP	H	R	ER	HR	HB	BB	IBB	SO	BK	WP	GO/AO	DP	WHIP	AVG	AB	TBF	SF	GF	HLD
	<a href="#">Bowman, Josh</a>	0	0	4.91	4	0	0	0	0	0	3.2	7	7	2	0	1	1	0	3	0	0	1.00	0	2.18	.333	21	24	1	1	0
*	<a href="#">Brown, Jacob</a>	1	1	2.61	8	0	0	0	0	1	10.1	11	4	3	0	0	3	0	11	0	1	1.83	0	1.35	.275	40	44	1	2	1
	<a href="#">Christensen, Kyle</a>	0	1	4.26	4	4	0	0	0	0	19.0	17	9	9	2	0	7	0	10	0	1	0.96	2	1.26	.243	70	78	0	0	0
	<a href="#">Doolittle, Ryan</a>	2	0	0.00	6	0	0	0	0	0	16.0	7	3	0	0	0	1	0	18	0	0	2.88	3	0.50	.127	55	58	0	0	0
	<a href="#">Griffin, A.J.</a>	1	1	4.91	6	0	0	0	3	3	7.1	5	6	4	0	1	4	1	7	0	1	0.40	1	1.23	.192	26	31	0	5	0
	<a href="#">Hart, Mike</a>	1	1	1.50	10	0	0	0	4	6	12.0	16	4	2	0	0	2	0	20	0	1	2.50	1	1.50	.327	49	52	0	5	0
	<a href="#">Hassebrock, Blake</a>	0	0	5.40	3	0	0	0	0	0	3.1	4	2	2	0	0	2	0	3	0	1	0.75	0	1.80	.333	12	16	1	3	0
	<a href="#">Jimenez, Devvi</a>	1	3	3.68	7	7	0	0	0	0	36.2	36	16	15	2	2	8	1	23	1	2	1.53	8	1.20	.267	135	147	2	0	0
	<a href="#">Joseph, Jonathan</a>	0	1	2.70	6	6	0	0	0	0	30.0	26	14	9	0	4	12	0	31	0	3	0.60	1	1.27	.228	114	131	1	0	0
	<a href="#">Long, Nathan</a>	3	2	3.38	6	6	0	0	0	0	32.0	41	15	12	1	0	10	1	18	0	1	2.18	5	1.59	.323	127	138	1	0	0
	<a href="#">McDaniel, Dan</a>	1	1	8.18	10	0	0	0	0	1	11.0	15	17	10	0	0	11	0	11	0	0	2.50	2	2.36	.313	48	60	0	4	2
*	<a href="#">Quigley, Ryan</a>	1	2	4.86	10	0	0	0	0	1	16.2	22	10	9	0	1	7	0	8	0	1	3.00	2	1.74	.310	71	79	0	3	1
*	<a href="#">Ramirez, Anivoris</a>	1	3	5.01	6	6	0	0	0	0	23.1	23	15	13	3	1	9	0	20	2	1	2.77	3	1.37	.253	91	103	0	0	0
	<a href="#">Tenholder, Daniel</a>	0	0	2.91	11	0	0	0	1	3	21.2	20	10	7	0	1	5	1	24	0	0	0.67	0	1.15	.235	85	92	1	2	1
	<a href="#">Thomson, Matthew</a>	0	2	4.50	6	3	0	0	0	0	16.0	16	8	8	0	2	3	0	19	0	1	0.93	0	1.19	.254	63	68	0	0	0
	<a href="#">Thornton, Zachary</a>	0	1	5.63	5	0	0	0	0	1	8.0	9	7	5	1	0	2	0	13	0	0	1.50	0	1.38	.290	31	35	1	0	1
	<a href="#">Tyson, Drew</a>	0	0	2.08	4	0	0	0	0	0	4.1	7	1	1	0	0	3	0	1	0	1	0.43	0	2.31	.368	19	22	0	2	1
	<a href="#">Vidal, Pedro</a>	1	0	4.96	11	0	0	0	0	0	16.1	23	9	9	0	0	7	0	12	0	1	0.94	0	1.84	.329	70	78	1	5	1
	Team Total	13	19	3.75	32	32	0	1	8	16	287.2	305	157	120	9	13	97	4	252	3	16	1.36	28	1.40	.271	1127	1256	10	32	8

KEY: \* - lefthanded hitter/pitcher, # - switch hitter

AZL Giants (16-8) 3, AZL Athletics (12-12) 2  
July 20, 2010

	1	2	3	4	5	6	7	8	9	R	H	E
AZL Athletics	0	0	0	1	0	0	0	0	1	2	6	2
AZL Giants	0	0	2	0	0	0	0	1	x	3	5	1

AZL Athletics	AB	R	H	RBI	BB	SO	LOB	AVG
LeVier, CF	4	0	2	0	0	0	2	.316
Clime, 2B	4	0	0	0	0	1	3	.214
Consigli, R, RF	4	1	0	0	0	1	2	.379
Marte, M, 1B	4	1	1	1	0	3	2	.263
Galarraga, C	4	0	1	1	0	1	0	.139
Brazoban, Y, DH	4	0	0	0	0	2	1	.233
Garcia, El, LF	4	0	1	0	0	1	0	.182
Peralta, J, SS	3	0	0	0	0	2	1	.250
Santana, J, 3B	2	0	1	0	1	1	0	.200
Adames, P	0	0	0	0	0	0	0	.000
Urlaub, P	0	0	0	0	0	0	0	.000
Tyson, P	0	0	0	0	0	0	0	.000
<b>Totals</b>	<b>33</b>	<b>2</b>	<b>6</b>	<b>2</b>	<b>1</b>	<b>12</b>	<b>11</b>	<b>.244</b>

AZL Giants	AB	R	H	RBI	BB	SO	LOB	AVG
Willoughby, 2B	3	0	0	1	0	1	0	.297
Hobson, DH	4	1	1	0	0	0	3	.325
Staley, C	4	0	1	0	0	1	3	.215
Windster, 1B	3	0	0	0	0	2	0	.315
Cutspec, B, 1B	0	0	0	1	0	0	0	.294
Jones, CF	4	0	1	0	0	2	1	.304
Rodriguez, Ra, LF	3	0	0	0	0	0	1	.176
Harris, D, RF	2	1	1	0	0	1	0	.275
Cuevas, 3B	3	1	1	1	0	1	2	.243
Haney, SS	2	0	0	0	0	1	0	.273
Fleet, P	0	0	0	0	0	0	0	.000
Otero, P	0	0	0	0	0	0	0	.000
Shackelford, P	0	0	0	0	0	0	0	.000
Wilson, C, P	0	0	0	0	0	0	0	.000
<b>Totals</b>	<b>28</b>	<b>3</b>	<b>5</b>	<b>3</b>	<b>0</b>	<b>9</b>	<b>10</b>	<b>.272</b>

**BATTING**

2B: LeVier (3, Fleet).

HR: Marte, M (3, 9th inning off Wilson, C, 0 on, 0 out).

TB: LeVier 3; Marte, M 4; Galarraga; Garcia, El; Santana, J.

RBI: Galarraga (4), Marte, M (14).

Runners left in scoring position, 2 out: Marte, M.

GIDP: Brazoban, Y.

Team RISP: 1-for-4.

Team LOB: 5.

**FIELDING**

E: Peralta, J (5, throw), Clime (7, throw).

DP: (Clime-Marte, M).

**BATTING**

2B: Cuevas (5, Adames).

TB: Hobson; Staley; Jones; Harris, D; Cuevas 2.

RBI: Cuevas (15), Willoughby (10), Cutspec, B (9).

Runners left in scoring position, 2 out: Staley; Cuevas 2.

S: Haney.

SF: Cutspec, B.

GIDP: Staley.

Team RISP: 1-for-8.

Team LOB: 5.

**BASERUNNING**

SB: Hobson (4, 2nd base off Tyson/Galarraga), Harris, D (3, 2nd base off Adames/Galarraga), Jones (4, 2nd base off Adames/Galarraga).

**FIELDING**

E: Windster (2, fielding).

DP: (Haney-Willoughby-Windster).

AZL Athletics	IP	H	R	ER	BB	SO	HR	ERA
Adames (L, 1-2)	4.0	3	2	2	0	4	0	5.63
Urlaub	2.0	0	0	0	0	2	0	2.08
Tyson	2.0	2	1	1	0	3	0	1.42
<b>Totals</b>	<b>8.0</b>	<b>5</b>	<b>3</b>	<b>3</b>	<b>0</b>	<b>9</b>	<b>0</b>	<b>3.91</b>

AZL Giants	IP	H	R	ER	BB	SO	HR	ERA
Fleet	4.2	3	1	0	1	6	0	2.33
Otero (W, 1-0)	1.1	0	0	0	0	1	0	0.00
Shackelford (H, 3)	2.0	2	0	0	0	4	0	2.30
Wilson, C (S, 1)	1.0	1	1	1	0	1	1	3.00
<b>Totals</b>	<b>9.0</b>	<b>6</b>	<b>2</b>	<b>1</b>	<b>1</b>	<b>12</b>	<b>1</b>	<b>3.74</b>

Adames pitched to 1 batter in the 5th.

WP: Adames, Fleet.

HBP: Harris, D (by Adames), Willoughby (by Urlaub).

Groundouts-flyouts: Adames 5-2, Urlaub 4-0, Tyson 1-2, Fleet 4-3, Otero 1-2, Shackelford 2-0, Wilson, C 1-1.

Batters faced: Adames 18, Urlaub 6, Tyson 8, Fleet 18, Otero 4, Shackelford 8, Wilson, C 4.

Inherited runners-scored: Urlaub 1-0, Otero 1-0.

Umpires: HP: Ben Guttenberger. 1B: Ron Teague. 2B: . 3B: .

Weather: 106 degrees, partly cloudy.

Wind: 5 mph, In from RF.

T: 2:31

Oakland Athletics  
 Organization Leaders  
 (As of 07/21/2010 02:50 AM EDT)

BATTING TOP 10 (minimum 2.7 PA/team game)

BATTER	CLUB	AVG	G	AB	R	H	HR	RBI
Consigli, Royce	ATH	.379	14	58	10	22	0	8
Landaeta, Douglas	VAN	.333	30	117	11	39	1	14
Green, Grant	STK	.327	88	370	65	121	10	50
Baisley, Jeff	SAC	.312	64	247	31	77	6	42
Kirkland, Wade	VAN	.307	27	114	12	35	0	11
Sogard, Eric	SAC	.306	93	346	50	106	2	41
Richard, Myrio	KC	.305	81	305	43	93	1	29
Cardenas, Adrian	MID	.304	63	230	39	70	4	31
Weeks, Jemile	ATH	.304	36	138	27	42	2	14
Horton, Josh	MID	.300	71	280	39	84	4	38

PITCHING TOP 10 (minimum 0.8 IP/team game)

PITCHER	CLUB	W-L	ERA	IP	H	BB	SO
Paez, Argenis	ATH	3-1	2.12	29.2	28	7	19
Krol, Ian	KC	7-3	2.26	95.2	72	16	71
Frankoff, Seth	ATH	2-2	2.75	19.2	9	9	30
Middleton, Kyle	SAC	6-5	2.83	89.0	78	38	63
Long, Nathan	VAN	3-2	3.38	32.0	41	10	18
Joseph, Jonathan	VAN	0-4	3.42	47.1	43	23	49
Jimenez, Deyvi	VAN	1-3	3.68	36.2	36	8	23
Banwart, Travis	SAC	7-6	3.70	107.0	102	39	84
Mortensen, Clay	SAC	10-3	3.75	110.1	111	33	82
Haviland, Shawn	STK	6-6	3.94	107.1	123	25	115

HOME RUNS

Carter, Chris	SAC	22
Spina, Michael	STK	17
Donaldson, Josh	SAC	15
Parker, Stephen	STK	12
Stassi, Max	KC	11

WINS

Mortensen, Clay	SAC	10
Hernandez, Carlos	MID	8
Smith, Murphy	KC	8
4 others tied at 7.		

RBI

Spina, Michael	STK	72
Carter, Chris	SAC	70
Donaldson, Josh	SAC	60
Parker, Stephen	STK	60
Taylor, Michael	SAC	57

SAVES

Smyth, Paul	STK	16
Guzman, Jose	KC	13
Lansford, Jared	SAC	12
Rodriguez, Henry	SAC	11
2 others tied at 6.		

STOLEN BASES

Wimberly, Corey	SAC	35
House, Tyreace	KC	23
Crumbliss, Conner	KC	19
Gilbert, Archie	MID	15
Ladendorf, Tyler	STK	15

STRIKEOUTS

Haviland, Shawn	STK	115
Marks, Justin	KC	107
Straily, Daniel	KC	105
Hornbeck, Ben	STK	100
Gilliam, Robert	KC	87

TEAM STATISTICS

TEAM BATTING	AVG	AB	R	H	HR	BB	SO	SB	CS	TEAM PITCHING	W-L	ERA	H	CG	SHO	SV	HR	BB	SO
Stockton	.270	3303	502	893	90	379	769	61	41	Vancouver	13-19	3.75	305	0	1	8	9	97	252
Midland	.265	3158	434	837	58	336	696	78	38	AZL Athletics	12-12	3.91	196	0	0	1	10	66	241
Sacramento	.264	3289	541	869	99	400	699	91	32	Kane County	48-45	3.91	764	0	4	19	50	317	810
Kane County	.252	3121	447	786	44	403	801	100	45	Sacramento	54-43	4.12	865	1	4	26	82	371	716
AZL Athletics	.244	839	119	205	7	71	230	21	7	Midland	47-47	4.13	826	0	2	28	53	379	664
Vancouver	.243	1068	104	260	8	110	226	13	14	Stockton	46-50	4.74	928	1	1	21	90	356	806