



OAKLAND ATHLETICS

Minor League Report

Oakland Athletics Baseball Company • 7000 Coliseum Way • Oakland, CA 94621
510-638-4900 • Public Relations Facsimile 510-562-1633 • www.oaklandathletics.com

Thursday, July 29, 2010



SACRAMENTO RIVER CATS
Triple-A – Pacific Coast League
Manager: Tony DeFrancesco

Yesterday: Loss vs. Colorado Springs, 5-3 **Standing:** 58-47, T-1st, -- GB
Today: vs. Colorado Springs 7:05 pm PT
Probables: RHP Kyle Middleton (6-6, 3.30) vs. RHP Alan Johnson (8-6, 5.86)

River Cats Notables

- **RHP Clayton Mortensen** allowed three runs (two earned) over seven innings yesterday (4 h, 1 bb, 5 so)...is tied for first in the Pacific Coast League in wins (11), is third in innings (125.1) and ninth in ERA (3.45).
- **OF Corey Wimberly** went 2 for 4 yesterday and has now hit safely in 10 of his last 11 games (.426, 20 for 47).
- **OF Michael Taylor** has hit safely in 21 of his past 23 games and is batting .330 (29 for 88) over that span.
- **IF Chris Carter** is second in the PCL in home runs (24) and extra-base hits (52), third in total bases (199) and fourth in RBI (76), runs scored (72) and walks (59).




KANE COUNTY COUGARS
Single-A – Midwest League
Manager: Aaron Nieckula

Yesterday: Loss at Quad Cities, 8-1 **Standing:** 17-14, 3rd, 4.0 GB
Today: at Quad Cities 5:00 pm PT
Probables: RHP Dan Straily (7-7, 4.40) vs. RHP Eric Fornataro (7-8, 4.51)

Cougars Notables

- **IF Anthony Aliotti** has hit safely in seven of his last 10 games and is batting .345 (10 for 29) during that stretch...is third in the Midwest League in walks (70) and fifth in on-base percentage (.412).
- **IF Conner Crumbliss** ranks first in the ML with 84 walks.
- **LHP Ian Krol** ranks second in the ML in WHIP (0.97), is tied for fourth in opponents batting average (.214) and is fifth in ERA (2.74).
- **LHP Justin Marks** is second in strikeouts (119) and fifth in innings pitched (109.2).



MIDLAND ROCKHOUNDS
Double-A – Texas League
Manager: Darren Bush

Yesterday: Win vs. Frisco, 14-3 **Standing:** 19-13, T-1st, -- GB
Today: vs. Frisco 5:00 pm PT
Probables: RHP Matt Wright (3-0, 2.84) vs. RHP Tanner Roark (10-4, 3.97)

RockHounds Notables

- **IF Adrian Cardenas** went 2 for 4 and scored three runs yesterday and has now reached base safely in 37 of his past 39 games...is batting .363 (53 for 146) with 28 walks over that stretch.
- **IF Josh Horton** went 4 for 6 with a double and scored twice yesterday.
- **OF Shane Peterson** went 2 for 4 yesterday to extend his hitting streak to 15 games (.411, 23 for 56).
- **OF Val Majewski** has reached base safely in 25 of his last 27 games and is batting .296 (29 for 98) during that span.
- **IF Alex Valdez** is tied for first in the Texas League in triples (7), is second in runs scored (65), tied for fourth in total bases (166) and is fifth in hits (103).




VANCOUVER CANADIANS
Single-A (Short Season) – Northwest League
Manager: Rick Magnante

Yesterday: Win at Boise, 5-3 **Standing:** 1-0, T-1st, -- GB
Today: at Boise 6:15 pm PT
Probables: RHP Matthew Thomson (0-2, 4.50) vs. RHP Dustin Fitzgerald (1-1, 6.10)

Canadians Notables

- **OF Jeff Bercume** had his 10-game hitting streak snapped yesterday and is now batting .404 (19 for 47) over his last 11 games.
- **RHP Nathan Long** allowed two runs in five innings yesterday (6 h, 3 bb, 4 so) to earn his fifth win, which is tied for the Northwest League lead...is also second in innings pitched with 43.0.
- **IF Tony Thompson** went 3 for 4 and hit his third home run of the season yesterday to extend his hitting streak to six games...is batting .480 (12 for 25) with four-multiple hit games during that span.
- **OF Douglas Landaeta** has hit safely in 18 of his past 21 games (.310, 27 for 87)...is tied for second in the NL in hits (46) and is ninth in batting average (.315).




STOCKTON PORTS
Single-A – California League
Manager: Steve Scarsone

Yesterday: Loss vs. Lake Elsinore, 3-2 **Standing:** 17-16, 2nd, 4.0 GB
Today: vs. Lake Elsinore 7:05 pm PT
Probables: RHP Shawn Haviland (6-6, 3.85) vs. RHP Jeremy McBryde (1-2, 3.93)

Ports Notables

- **OF Jermaine Mitchell** has hit safely in 12 of his past 14 games (.439, 25 for 57) and has eight multiple-hit games during that span.
- **IF Grant Green** is second in the California League in hits (130), fifth in doubles (27) and total bases (200) and is tied for seventh in batting average (.326).
- **IF Stephen Parker** is tied for second in the CL in doubles (28) and is third in walks (63).



ARIZONA A'S
Rookie – Arizona League
Manager: Marcus Jensen

Yesterday: Off day **Standing:** 15-14, 2nd, 5.0 GB
Today: vs. Giants 7:00 pm PT
Probables: TBA vs. TBA

A's Notables

- **OF Royce Consigli** is tied for second in the Arizona League in triples (4) and is seventh in batting average (.357).
- **RHP Seth Frankoff** is first in the AL in opponents batting average (.146), fourth in ERA (2.28) and tied for fourth in WHIP (1.01).
- **RHP Argenis Paez** is seventh in ERA (2.62).

MINOR LEAGUE TRANSACTIONS

July 21 Transferred Justin James from MID to SAC
July 21 Reinstated Daniel Sattler (MID) from the DL
July 21 Returned Jemile Weeks (MID) from rehab and reinstated him from the DL
July 23 Reinstated Joel Galarraga from the DL and transferred him from SAC to AZ
July 23 Placed Andrew Carignan (STO) on the DL with an oblique strain
July 27 Placed Lenny DiNardo (SAC) on the DL at AZ
July 27 Placed Jason Jennings (SAC) on the DL at AZ
July 27 Reinstated Mitch LeVier from the DL and transferred him from VAN to KC

Colorado Springs Sky Sox (46-58) 5, Sacramento River Cats (58-47) 3
July 28, 2010

	1	2	3	4	5	6	7	8	9	R	H	E
Colorado Springs	1	0	0	0	2	0	0	1	1	5	7	0
Sacramento	0	0	1	0	0	0	0	2	0	3	7	1

Colorado Springs	AB	R	H	RBI	BB	SO	LOB	AVG	Sacramento	AB	R	H	RBI	BB	SO	LOB	AVG
Young, E, 2B	3	3	2	2	1	1	0	.218	Wimberly, CF	4	2	2	0	1	2	1	.291
Matsui, K, SS	5	0	1	1	0	1	3	.244	Sogard, 2B	4	1	3	1	0	1	1	.300
Garner, LF	3	0	0	0	2	1	0	.295	Carter, LF	3	0	0	0	1	0	3	.252
Miller, M, RF	3	0	2	1	2	0	0	.337	Taylor, M, RF	4	0	1	2	0	1	2	.269
Paulk, 1B	5	0	0	0	0	2	7	.264	Tolleson, SS	3	0	0	0	1	1	0	.328
Metcalfe, 3B	3	0	0	0	1	0	1	.308	McPherson, 1B	4	0	0	0	0	3	3	.255
McKenry, C	4	1	1	0	0	0	3	.294	Recker, C	0	0	0	0	0	0	0	.228
Frey, CF	4	1	0	0	0	1	0	.271	Donaldson, C-1B	4	0	0	0	0	2	0	.232
Phillips, P, DH	4	0	1	0	0	1	0	.235	Baisley, 3B	4	0	1	0	0	0	0	.288
Rogers, E, P	0	0	0	0	0	0	0	.250	Heether, DH	4	0	0	0	0	1	1	.243
Morales, F, P	0	0	0	0	0	0	0	.000	Mortensen, P	0	0	0	0	0	0	0	.000
Reynolds, M, P	0	0	0	0	0	0	0	.000	Hernandez, F, P	0	0	0	0	0	0	0	.000
Totals	34	5	7	4	6	7	14	.290	Lansford, P	0	0	0	0	0	0	0	.000
									Totals	34	3	7	3	3	11	11	.265

BATTING

2B: Miller, M (16, Mortensen), Young, E (2, Lansford).
TB: Young, E 3; Matsui, K; Miller, M 3; McKenry; Phillips, P.
RBI: Young, E 2 (5), Miller, M (63), Matsui, K (22).
2-out RBI: Matsui, K.
Runners left in scoring position, 2 out: Paulk 3; Matsui, K; McKenry 2.
Team RISP: 4-for-11.
Team LOB: 9.

BASERUNNING

SB: Young, E 3 (7, 2nd base off Mortensen/Donaldson, 2nd base off Hernandez, F/Donaldson, 3rd base off Hernandez, F/Donaldson).

BATTING

2B: Wimberly (11, Rogers, E), Sogard (19, Rogers, E).
TB: Wimberly 3; Sogard 4; Taylor, M; Baisley.
RBI: Sogard (45), Taylor, M 2 (61).
2-out RBI: Sogard; Taylor, M 2.
Runners left in scoring position, 2 out: Taylor, M 2; Carter; McPherson 2.
Team RISP: 2-for-8.
Team LOB: 7.

BASERUNNING

SB: Sogard (12, 2nd base off Rogers, E/McKenry), Wimberly (41, 2nd base off Rogers, E/McKenry).

FIELDING

E: Tolleson (16, missed catch).
Outfield assists: Taylor, M (Phillips, P at 3rd base).

Colorado Springs	IP	H	R	ER	BB	SO	HR	ERA	Sacramento	IP	H	R	ER	BB	SO	HR	ERA
Rogers, E (W, 3-3)	7.2	4	2	2	1	8	0	6.00	Mortensen (L, 11-4)	7.0	4	3	2	1	5	0	3.45
Morales, F (H, 5)	0.1	2	1	1	2	1	0	3.38	Hernandez, F	1.0	1	1	1	3	1	0	5.30
Reynolds, M (S, 6)	1.0	1	0	0	0	2	0	2.17	Lansford	1.0	2	1	1	2	1	0	6.75
Totals	9.0	7	3	3	3	11	0	5.96	Totals	9.0	7	5	4	6	7	0	4.08

WP: Mortensen.

IBB: Garner (by Hernandez, F).

HBP: Young, E (by Mortensen).

Pitches-strikes: Rogers, E 95-61, Morales, F 22-12, Reynolds, M 13-9, Mortensen 96-66, Hernandez, F 35-16, Lansford 27-15.

Groundouts-flyouts: Rogers, E 11-4, Morales, F 0-0, Reynolds, M 0-0, Mortensen 5-7, Hernandez, F 0-1, Lansford 1-0.

Batters faced: Rogers, E 28, Morales, F 5, Reynolds, M 4, Mortensen 27, Hernandez, F 7, Lansford 7.

Inherited runners-scored: Morales, F 1-1.

Ejections: Sacramento River Cats third baseman Dallas McPherson ejected by 1B umpire John Tumpane (9th).

Umpires: HP: Mark Buchanan. 1B: John Tumpane. 2B: . 3B: Jeff Henrichs.

Weather: 82 degrees, clear.

Wind: 6 mph, Out to CF.

T: 2:49.

Att: 8,542.

Choose a highlighted category to sort. NOTE: Rate stats do not use qualifiers.

		GI ---GAMES BY POSITION---																													
<u>BATTERS</u>		<u>AVG</u>	<u>G</u>	<u>AB</u>	<u>R</u>	<u>H</u>	<u>2B</u>	<u>3B</u>	<u>HR</u>	<u>RBI</u>	<u>TB</u>	<u>BB</u>	<u>IBB</u>	<u>SO</u>	<u>SB</u>	<u>CS</u>	<u>OBP</u>	<u>SLG</u>	<u>OPS</u>	<u>SF</u>	<u>SAC</u>	<u>HBP</u>	<u>DP</u>	<u>1B</u>	<u>2B</u>	<u>3B</u>	<u>SS</u>	<u>OF</u>	<u>C</u>	<u>E</u>	
	Baisley, Jeff	.288	19	73	12	21	6	0	2	12	33	6	2	19	1	0	.373	.452	.826	0	0	4	2	2	0	16	0	0	0	1	
*	Buck, Travis	.154	7	26	4	4	1	1	0	5	7	4	0	10	1	1	.303	.269	.572	1	0	2	0	0	0	0	0	5	0	0	
	Carter, Chris	.252	102	385	72	97	26	2	24	76	199	59	1	115	1	0	.356	.517	.873	5	0	6	7	94	0	0	0	11	0	12	
	Donaldson, Josh	.232	78	271	48	63	12	1	16	63	125	40	2	72	3	1	.326	.461	.787	7	0	1	14	2	0	7	0	1	60	9	
	Heether, Adam	.241	44	133	26	32	8	0	1	13	43	29	0	29	4	2	.383	.323	.707	2	0	3	2	0	0	15	0	28	0	1	
T	Heether, Adam	.243	94	317	56	77	15	1	10	41	124	52	1	64	6	3	.360	.391	.751	5	0	9	6	0	0	65	0	28	0	7	
*	McPherson, Dallas	.255	54	208	29	53	10	2	10	40	97	15	1	67	1	0	.310	.466	.776	1	0	2	3	8	0	19	0	0	0	3	
	Price, Jared	.200	5	15	1	3	1	0	1	4	7	2	0	6	0	0	.300	.467	.767	2	0	1	0	0	0	0	0	0	5	1	
	Recker, Anthony	.228	47	145	16	33	7	1	5	21	57	12	0	40	0	0	.283	.393	.676	2	0	0	2	0	0	0	0	0	38	4	
*	Sogard, Eric	.300	101	377	55	113	19	4	2	45	146	51	1	45	12	6	.384	.387	.772	2	1	2	5	0	83	14	0	0	0	9	
	Taylor, Michael	.269	88	324	54	87	17	5	5	61	129	35	1	65	10	4	.345	.398	.743	2	0	4	16	0	0	0	0	84	0	7	
	Tolleson, Steven	.328	68	241	49	79	16	2	9	38	126	34	0	41	8	2	.416	.523	.939	2	4	4	4	0	3	13	45	6	0	16	
#	Wimberly, Corey	.291	100	392	68	114	11	5	2	39	141	35	1	45	41	14	.365	.360	.725	2	11	12	10	0	7	8	25	68	0	12	
	Other	.251	281	974	150	244	52	6	29	134	395	107	6	215	19	6	.329	.406	.735	1	5	8	19								
	Team Total	.265	105	3570	585	945	187	29	106	552	1508	429	15	773	101	36	.349	.422	.771	29	21	49	84								107
<u>PITCHERS</u>		<u>W</u>	<u>L</u>	<u>ERA</u>	<u>G</u>	<u>GS</u>	<u>CG</u>	<u>SHO</u>	<u>SV</u>	<u>SVO</u>	<u>IP</u>	<u>H</u>	<u>R</u>	<u>ER</u>	<u>HR</u>	<u>HB</u>	<u>BB</u>	<u>IBB</u>	<u>SO</u>	<u>BK</u>	<u>WP</u>	<u>GO/AO</u>	<u>DP</u>	<u>WHIP</u>	<u>AVG</u>	<u>AB</u>	<u>TBF</u>	<u>SF</u>	<u>GF</u>	<u>HLD</u>	
*	Anderson, Brett	1	0	4.05	3	3	0	0	0	0	13.1	19	6	6	0	1	3	0	12	0	0	0.86	0	1.65	.333	57	61	0	0	0	
	Banwart, Travis	2	2	6.44	7	4	0	0	0	1	29.1	38	22	21	5	0	11	0	33	0	1	0.79	0	1.67	.314	121	134	1	0	1	
	Benacka, Michael	4	2	3.98	26	0	0	0	2	4	31.2	18	15	14	4	1	21	0	43	0	5	1.27	2	1.23	.170	106	132	2	9	2	
*	Blackley, Travis	1	1	1.63	7	4	0	0	0	0	27.2	23	5	5	2	2	13	0	30	0	0	0.59	0	1.30	.223	103	119	1	0	0	
	Bonser, Boof	2	1	4.56	5	5	0	0	0	0	23.2	20	14	12	2	0	11	0	17	0	0	1.38	2	1.31	.233	86	97	0	0	0	
*	DiNardo, Lenny	2	5	3.52	9	9	1	0	0	0	46.0	56	27	18	5	3	14	1	28	0	1	1.56	8	1.52	.303	185	203	0	0	0	
	Giese, Dan	0	0	1.74	8	0	0	0	0	0	10.1	9	2	2	2	0	2	0	4	0	0	0.63	0	1.06	.225	40	42	0	1	1	
	Godfrey, Graham	3	7	5.18	21	16	0	0	0	0	99.0	93	67	57	8	8	48	3	81	0	4	0.67	6	1.42	.251	370	438	7	3	0	
*	Halama, John	4	1	5.90	10	10	0	0	0	0	58.0	77	42	38	10	0	17	2	22	0	1	1.77	12	1.62	.333	231	252	1	0	0	
	Hernandez, Fernando	2	6	5.30	31	4	0	0	2	3	56.0	63	44	33	7	5	21	1	48	0	4	0.97	1	1.50	.278	227	260	3	12	1	
	Hunton, Jon	5	3	3.23	36	0	0	0	0	2	47.1	50	20	17	4	0	16	2	29	0	2	0.77	3	1.39	.266	188	206	2	9	6	
	James, Justin	0	0	0.00	3	0	0	0	0	0	3.0	1	0	0	0	0	2	1	4	0	0	0.67	0	1.00	.100	10	12	0	2	0	
*	Kilby, Brad	0	0	5.54	12	0	0	0	0	0	13.0	18	8	8	0	1	6	0	18	0	0	0.43	0	1.85	.327	55	63	0	3	2	
	Lansford, Jared	1	0	6.75	5	0	0	0	0	0	5.1	8	4	4	0	1	3	0	3	0	1	0.63	0	2.06	.333	24	28	0	1	0	
	McBeth, Marcus	0	1	6.46	14	0	0	0	0	2	15.1	18	14	11	2	0	16	1	14	0	2	0.68	2	2.22	.290	62	80	2	5	3	
	Middleton, Kyle	6	6	3.30	21	12	0	0	1	1	92.2	87	45	34	8	2	38	1	66	0	3	0.93	11	1.35	.253	344	388	0	4	1	
	Mortensen, Clay	11	4	3.45	19	19	0	0	0	0	125.1	117	60	48	10	2	35	1	90	0	10	1.89	17	1.21	.250	468	512	4	0	0	
	Ramirez, Edwar	3	1	3.62	24	0	0	0	0	1	32.1	30	13	13	4	0	15	3	24	0	3	0.92	1	1.39	.250	120	139	1	6	4	
	Ross, Tyson	1	1	2.30	4	4	0	0	0	0	15.2	10	4	4	0	0	9	0	23	0	0	4.00	2	1.21	.200	50	60	0	0	0	
	Other	10	6	4.04	117	15	0	0	22	27	187.1	173	106	84	16	9	96	4	200	3	13	0.93	7	1.44	.242	716	832	8	49	11	
	Team Total	58	47	4.08	105	105	1	4	27	41	932.1	928	518	423	89	35	397	20	789	3	50	1.05	74	1.42	.260	3563	4058	32	104	32	

KEY: * - lefthanded hitter/pitcher, # - switch hitter

Midland RockHounds (54-48) 14, Frisco RoughRiders (57-44) 3
July 28, 2010

	1	2	3	4	5	6	7	8	9	R	H	E
Frisco	0	0	0	1	1	1	0	0	0	3	12	0
Midland	6	2	6	0	0	0	0	0	x	14	14	2

Frisco	AB	R	H	RBI	BB	SO	LOB	AVG	Midland	AB	R	H	RBI	BB	SO	LOB	AVG
Lemon, 2B	5	1	1	0	0	0	2	.280	Weeks, 2B	2	2	0	1	4	0	2	.295
Tomlin, Ja, LF	5	0	2	0	0	0	1	.237	Horton, SS	6	2	4	1	0	0	5	.278
Frostad, E, 1B	4	1	3	1	0	1	1	.315	Cardenas, 3B	4	3	2	1	2	0	4	.363
Jenkins, 3B	4	0	1	1	0	1	4	.245	Majewski, V, RF	3	1	0	1	2	0	2	.281
Beltre, E, CF	4	0	2	0	0	0	3	.281	Brown, C, CF	5	1	1	1	0	2	5	.320
Butler, RF	4	1	1	0	0	0	3	.268	Peterson, S, 1B	4	3	2	3	1	1	1	.258
Osuna, R, SS	4	0	1	0	0	3	3	.293	Gilbert, LF	4	2	2	2	1	0	3	.263
Whittleman, DH	4	0	0	0	0	2	4	.179	Sulentic, DH	4	0	3	2	1	0	0	.273
Felix, J, C	4	0	1	0	0	0	0	.235	Paramore, C	4	0	0	1	1	3	6	.224
Schlact, P	0	0	0	0	0	0	0	.000	Edell, P	0	0	0	0	0	0	0	.000
Kiker, P	0	0	0	0	0	0	0	.000	Sattler, P	0	0	0	0	0	0	0	.000
Flores, A, P	0	0	0	0	0	0	0	.000	De Los Santos, P	0	0	0	0	0	0	0	.000
Murphy, T, P	0	0	0	0	0	0	0	.000	Totals	36	14	14	13	12	6	28	.266
Totals	38	3	12	2	0	7	21	.260									

BATTING

3B: Frostad, E (5, Edell).
TB: Lemon; Tomlin, Ja 2; Frostad, E 5; Jenkins; Beltre, E 2; Butler; Osuna, R; Felix, J.
RBI: Jenkins (28), Frostad, E (25).
Runners left in scoring position, 2 out: Whittleman 2; Beltre, E 2.
GIDP: Tomlin, Ja; Butler.
Team RISP: 2-for-10.
Team LOB: 8.

BASERUNNING

SB: Osuna, R (13, 2nd base off Edell/Paramore), Butler (4, 2nd base off Edell/Paramore).

FIELDING

DP: 2 (Frostad, E-Felix, J, Osuna, R-Frostad, E).

BATTING

2B: Horton (13, Schlact), Peterson, S (16, Schlact), Gilbert (26, Schlact).
TB: Horton 5; Cardenas 2; Brown, C; Peterson, S 3; Gilbert 3; Sulentic 3.
RBI: Cardenas (25), Brown, C (35), Peterson, S 3 (44), Sulentic 2 (35), Paramore (9), Weeks (14), Gilbert 2 (43), Majewski, V (36), Horton (35).
2-out RBI: Peterson, S; Gilbert; Horton.
Runners left in scoring position, 2 out: Horton 2; Paramore; Cardenas 2.
GIDP: Cardenas.
Team RISP: 7-for-16.
Team LOB: 10.

BASERUNNING

SB: Gilbert (18, 3rd base off Schlact/Felix, J).

FIELDING

E: Peterson, S (3, fielding), Horton (10, throw).
DP: 2 (Horton-Weeks-Peterson, S 2).

Frisco	IP	H	R	ER	BB	SO	HR	ERA	Midland	IP	H	R	ER	BB	SO	HR	ERA
Schlact (L, 0-2)	2.0	8	8	8	4	0	0	7.79	Edell (W, 6-3)	6.0	11	3	2	0	4	0	3.24
Kiker	0.1	1	6	6	5	1	0	7.65	Sattler	2.0	1	0	0	0	3	0	4.18
Flores, A	2.2	4	0	0	2	3	0	3.45	De Los Santos	1.0	0	0	0	0	0	0	6.38
Murphy, T	3.0	1	0	0	1	2	0	0.00	Totals	9.0	12	3	2	0	7	0	4.09
Totals	8.0	14	14	14	12	6	0	3.88									

WP: Flores, A.

Pitches-strikes: Schlact 56-30, Kiker 32-8, Flores, A 45-27, Murphy, T 36-24, Edell 99-66, Sattler 28-22, De Los Santos 13-7.

Groundouts-flyouts: Schlact 2-4, Kiker 0-0, Flores, A 0-4, Murphy, T 3-2, Edell 12-1, Sattler 3-0, De Los Santos 1-2.

Batters faced: Schlact 18, Kiker 7, Flores, A 13, Murphy, T 10, Edell 28, Sattler 7, De Los Santos 3.

Inherited runners-scored: Flores, A 3-3.

Ejections: Frisco RoughRiders pitcher Kasey Kiker ejected by HP umpire Brett Robson (3rd).

Umpires: HP: Brett Robson. 1B: Stu Scheurwater. 2B: . 3B: Kelvin Bultron.

Weather: 93 degrees, partly cloudy.

Wind: 20 mph, R to L.

T: 2:48.

Att: 3,078.

Choose a highlighted category to sort. NOTE: Rate stats do not use qualifiers.

		GI ---GAMES BY POSITION---																												
<u>BATTERS</u>		AVG	G	AB	R	H	2B	3B	HR	RBI	TB	BB	IBB	SO	SB	CS	OBP	SLG	OPS	SF	SAC	HBP	DP	1B	2B	3B	SS	OF	C	E
*	Brown, Corey	.320	60	231	44	74	11	4	7	35	114	29	0	61	13	0	.397	.494	.890	1	0	1	4	0	0	0	0	53	0	4
*	Cardenas, Adrian	.363	40	146	33	53	11	0	3	25	73	29	3	14	3	4	.464	.500	.964	5	0	3	5	0	14	21	0	0	0	8
	Gilbert, Archie	.263	88	335	50	88	26	0	10	43	144	41	0	49	18	10	.349	.430	.779	3	1	5	9	0	0	0	0	78	0	2
*	Holt, J.C.	.243	37	152	21	37	3	1	2	14	48	8	0	33	7	0	.284	.316	.600	1	2	1	6	0	30	0	0	0	0	6
*	Horton, Josh	.278	71	284	38	79	13	3	3	35	107	24	1	33	3	2	.338	.377	.714	3	0	3	7	0	0	0	69	0	0	10
*	Majewski, Val	.281	46	171	25	48	11	0	7	36	80	24	1	40	3	1	.369	.468	.837	2	0	1	7	1	0	0	0	34	0	0
*	Napoleon, Dusty	.200	4	10	0	2	1	0	0	0	3	3	0	0	0	0	.385	.300	.685	0	0	0	1	0	0	0	0	0	4	1
	Ortiz, Gabriel	.241	25	87	8	21	5	0	1	12	29	3	0	24	1	1	.272	.333	.605	1	0	1	4	1	0	0	0	0	25	2
#	Paramore, Petev	.224	34	107	12	24	3	0	2	9	33	22	1	32	0	0	.362	.308	.670	0	0	1	5	0	0	0	0	0	34	2
*	Peterson, Shane	.258	91	329	44	85	16	0	5	44	116	36	0	77	8	2	.347	.353	.700	4	0	11	7	31	0	0	0	51	0	3
*	Sulentic, Matthew	.273	88	315	38	86	12	2	1	35	105	38	1	82	6	5	.352	.333	.685	3	3	2	8	0	0	0	0	69	0	3
#	Valdez, Alex	.272	96	379	65	103	19	7	10	54	166	34	3	91	7	0	.338	.438	.776	2	1	5	8	0	21	63	5	0	0	14
#	Weeks, Jemile	.295	32	129	23	38	7	3	2	14	57	12	0	20	7	4	.366	.442	.807	1	0	3	0	0	32	0	0	0	0	5
	Other	.231	220	757	83	175	38	7	10	87	257	82	4	200	12	10	.311	.339	.650	12	1	11	17							
	Team Total	.266	102	3432	484	913	176	27	63	443	1332	385	14	756	88	39	.345	.388	.733	38	8	48	88							93
<u>PITCHERS</u>		W	L	ERA	G	GS	CG	SHO	SV	SVO	IP	H	R	ER	HR	HB	BB	IBB	SO	BK	WP	GO/AO	DP	WHIP	AVG	AB	TBF	SF	GF	HL
*	Capra, Anthony	5	8	4.50	20	20	0	0	0	0	92.0	81	51	46	7	5	67	0	85	0	7	1.07	9	1.61	.240	337	417	3	0	0
	De Los Santos, Fautino	0	2	6.38	13	0	0	0	0	1	18.1	18	14	13	1	2	8	0	30	0	2	1.36	0	1.42	.243	74	85	0	3	1
	Edell, Ryan	6	3	3.24	14	13	0	0	0	0	77.2	90	30	28	3	1	12	0	55	0	3	1.32	8	1.31	.288	312	328	0	0	0
*	Figueroa, Pedro	1	6	5.30	13	13	0	0	0	0	71.1	84	45	42	6	2	29	1	57	5	4	1.39	3	1.58	.295	285	319	2	0	0
	Friend, Justin	2	1	3.05	22	1	0	0	0	2	38.1	44	19	13	0	1	23	1	32	1	2	1.33	3	1.75	.295	149	177	2	3	4
*	Gordon, Derrick	2	2	5.22	30	0	0	0	1	2	50.0	45	32	29	4	3	25	1	40	0	7	1.04	3	1.40	.245	184	219	3	5	4
*	Hernandez, Carlos	8	2	5.03	19	18	0	0	0	0	93.0	108	55	52	4	2	41	0	65	0	3	1.40	7	1.60	.293	369	417	3	1	0
	Holt, J.C.	1	0	15.43	2	0	0	0	0	0	2.1	4	4	4	0	0	2	0	0	0	0	1.33	0	2.57	.333	12	14	0	0	0
	Leon, Arnold	0	0	6.23	3	0	0	0	0	0	4.1	6	3	3	1	0	3	0	1	0	2	1.20	0	2.08	.333	18	22	0	0	0
	Lyman, Jeff	0	2	10.13	5	5	0	0	0	0	10.2	14	13	12	2	0	8	0	12	0	3	1.38	1	2.06	.311	45	53	0	0	0
*	Majewski, Val	0	0	0.00	1	0	0	0	1	1	1.0	1	0	0	0	0	0	0	1	0	0	0.00	0	1.00	.250	4	4	0	1	0
	Ortiz, Gabriel	0	0	0.00	2	0	0	0	0	0	1.2	0	0	0	0	0	3	0	0	0	0	0.25	0	1.80	.000	5	8	0	2	0
	Ray, Jason	3	3	4.41	24	0	0	0	0	1	34.2	37	22	17	4	1	21	1	17	0	10	1.05	3	1.67	.272	136	162	4	6	3
	Sattler, Daniel	1	0	4.18	18	0	0	0	0	0	28.0	23	13	13	2	3	13	1	25	0	2	1.33	1	1.29	.225	102	120	0	8	4
	Souza, Justin	2	2	3.15	27	0	0	0	6	6	40.0	35	16	14	1	0	19	2	38	0	3	0.57	3	1.35	.230	152	173	1	11	5
	Storey, Mickey	3	3	4.01	30	1	0	0	5	7	51.2	43	28	23	5	3	15	2	45	1	3	1.28	3	1.12	.226	190	215	5	14	6
	Wagner, Neil	4	1	3.03	19	0	0	0	0	2	29.2	29	15	10	0	0	18	3	30	0	1	1.55	4	1.58	.250	116	134	0	4	2
	Wright, Matt	3	0	2.84	7	7	0	0	0	0	31.2	35	11	10	6	0	4	0	23	0	2	0.94	3	1.23	.278	126	132	1	0	0
	Other	13	13	3.25	92	24	0	0	20	24	227.1	207	101	82	11	9	93	4	171	0	15	1.52	27	1.32	.244	848	963	6	44	9
	Team Total	54	48	4.09	102	102	0	2	33	46	903.2	904	472	411	57	32	404	16	727	7	69	1.26	78	1.45	.261	3464	3962	30	102	38

KEY: * - lefthanded hitter/pitcher, # - switch hitter

Lake Elsinore Storm (63-40) 3, Stockton Ports (48-55) 2
July 28, 2010

	1	2	3	4	5	6	7	8	9	R	H	E
Lake Elsinore	0	1	1	0	0	0	0	0	1	3	10	1
Stockton	0	0	0	0	0	1	1	0	0	2	7	0

Lake Elsinore	AB	R	H	RBI	BB	SO	LOB	AVG	Stockton	AB	R	H	RBI	BB	SO	LOB	AVG
Davis, Bo, CF	3	1	3	1	2	0	0	.219	Mitchell, J, LF	3	0	1	0	0	0	0	.325
Figueroa, C, 2B	4	0	1	0	1	0	3	.317	a-Walton, PH-LF	0	0	0	0	1	0	0	.275
Belnome, V, 3B	4	0	1	0	1	1	5	.259	b-Carter, Y, PH	1	0	1	0	0	0	0	.305
Decker, C, DH	5	0	1	1	0	3	5	.271	Green, SS	4	0	1	1	0	1	1	.326
Decker, J, LF	4	1	1	1	0	1	2	.245	Parker, S, 3B	4	0	1	0	0	2	3	.294
Lara, R, C	4	0	1	0	0	0	0	.297	Spina, 1B	4	0	0	0	0	3	4	.253
Dykstra, A, 1B	3	0	0	0	1	3	2	.227	Ladendorf, 2B	4	1	1	0	0	2	0	.280
Lopez, J, SS	3	1	2	0	1	1	1	.271	Barfield, RF	4	0	2	1	0	2	1	.249
Carvajal, RF	3	0	0	0	0	1	2	.201	Johnson, T, DH	4	0	0	0	0	3	3	.213
Davis, E, P	0	0	0	0	0	0	0	.000	Ortiz, R, C	2	1	0	0	2	1	1	.277
Beard, P	0	0	0	0	0	0	0	.000	Thomas, Dav, CF	3	0	0	0	1	1	2	.224
Musgrave, P	0	0	0	0	0	0	0	.000	Williamson, P	0	0	0	0	0	0	0	.000
Breit, P	0	0	0	0	0	0	0	.000	Hodsdon, P	0	0	0	0	0	0	0	.000
Brach, P	0	0	0	0	0	0	0	.000	Barham, P	0	0	0	0	0	0	0	.000
Totals	33	3	10	3	6	10	20	.268	Hunter, P	0	0	0	0	0	0	0	.000
									Totals	33	2	7	2	4	15	15	.267

a-Walked for Mitchell, J in the 7th. b-Singled for Walton in the 9th.

BATTING

2B: Lopez, J (10, Williamson), Davis, Bo (3, Hunter).
HR: Decker, J (9, 2nd inning off Williamson, 0 on, 0 out).
TB: Davis, Bo 4; Figueroa, C; Belnome, V; Decker, C; Decker, J 4; Lara, R; Lopez, J 3.
RBI: Decker, J (33), Decker, C (71), Davis, Bo (9).
2-out RBI: Decker, C.
Runners left in scoring position, 2 out: Carvajal; Decker, C 2; Dykstra, A 2.
S: Carvajal.
GIDP: Figueroa, C 2; Belnome, V.
Team RISP: 2-for-10.
Team LOB: 10.

BASERUNNING

SB: Davis, Bo (3, 2nd base off Williamson/Ortiz, R), Lara, R (1, 2nd base off Barham/Ortiz, R).

FIELDING

E: Belnome, V (25, fielding).
Outfield assists: Carvajal (Mitchell, J at 3rd base).

BATTING

2B: Parker, S (28, Davis, E), Ladendorf (22, Davis, E), Mitchell, J (16, Davis, E).
TB: Mitchell, J 2; Carter, Y; Green; Parker, S 2; Ladendorf 2; Barfield 2.
RBI: Barfield (55), Green (55).
2-out RBI: Barfield.
Runners left in scoring position, 2 out: Spina 2; Thomas, Dav; Green.
SF: Green.
Team RISP: 1-for-8.
Team LOB: 9.

BASERUNNING

SB: Ladendorf (17, 2nd base off Beard/Lara, R).

FIELDING

DP: 3 (Ladendorf-Green-Spina 2, Ladendorf-Spina).

Lake Elsinore	IP	H	R	ER	BB	SO	HR	ERA	Stockton	IP	H	R	ER	BB	SO	HR	ERA
Davis, E	5.0	5	0	0	1	6	0	3.82	Williamson	4.0	6	2	2	3	5	1	4.38
Beard (H, 2)	1.0	1	2	2	2	3	0	3.09	Hodsdon	3.0	1	0	0	1	2	0	6.84
Musgrave (BS, 1)	1.0	0	0	0	1	2	0	1.76	Barham	1.0	1	0	0	1	2	0	1.73
Breit (W, 4-5)	1.0	0	0	0	0	2	0	3.75	Hunter (L, 2-1)	1.0	2	1	1	1	1	0	6.51
Brach (S, 33)	1.0	1	0	0	0	2	0	2.55	Totals	9.0	10	3	3	6	10	1	4.90
Totals	9.0	7	2	2	4	15	0	3.71									

Beard pitched to 2 batters in the 7th.
 Williamson pitched to 2 batters in the 5th.

WP: Beard, Brach.

Groundouts-flyouts: Davis, E 4-4, Beard 1-0, Musgrave 0-1, Breit 1-0, Brach 1-0, Williamson 4-3, Hodsdon 4-3, Barham 0-1, Hunter 1-1.

Batters faced: Davis, E 20, Beard 7, Musgrave 4, Breit 3, Brach 4, Williamson 20, Hodsdon 9, Barham 5, Hunter 6.

Inherited runners-scored: Musgrave 2-1, Hodsdon 2-0.

Ejections: Stockton Ports Jermaine Mitchell ejected by HP umpire Greg Stanzak (7th).

Umpires: HP: Greg Stanzak. 1B: Tom Woodring. 2B: . 3B: .

Weather: 81 degrees, clear.

Wind: 12 mph, Out to LF.

T: 3:15.

Att: 2,370.

Choose a highlighted category to sort. NOTE: Rate stats do not use qualifiers.

		GI ---GAMES BY POSITION---																												
BATTERS		AVG	G	AB	R	H	2B	3B	HR	RBI	TB	BB	IBB	SO	SB	CS	OBP	SLG	OPS	SF	SAC	HBP	DP	1B	2B	3B	SS	OF	C	E
	Barfield, Jeremy	.249	99	378	52	94	15	0	9	55	136	40	1	67	1	1	.319	.360	.679	8	1	3	17	0	0	0	0	97	0	8
	Carter, Yusuf	.305	15	59	11	18	3	0	7	18	42	3	0	15	1	0	.339	.712	1.051	0	0	0	0	0	0	0	0	1	9	2
	Green, Grant	.326	95	399	71	130	27	5	11	55	200	29	2	92	6	5	.373	.501	.874	7	3	5	7	0	1	0	79	0	0	27
*	Johnson, Todd	.213	58	221	28	47	7	3	5	27	75	16	1	50	4	3	.266	.339	.605	3	0	1	7	0	0	0	0	49	0	1
	Ladendorf, Tyler	.280	89	347	41	97	22	3	2	26	131	16	0	78	17	3	.314	.378	.692	3	1	3	10	0	61	1	21	8	0	12
*	Mitchell, Jermaine	.325	54	212	47	69	16	4	7	21	114	36	0	57	10	9	.430	.538	.968	0	0	3	0	0	0	0	0	51	0	4
	Ortiz, Ryan	.277	58	188	35	52	12	1	8	35	90	36	0	47	1	0	.394	.479	.873	1	1	1	3	2	0	0	0	0	54	8
*	Parker, Stephen	.294	102	381	71	112	28	2	15	68	189	63	1	74	3	1	.397	.496	.893	8	0	7	12	1	1	97	0	0	0	23
	Pinckney, Brandon	.276	10	29	3	8	2	0	1	5	13	5	0	5	0	0	.371	.448	.820	1	2	0	0	0	9	0	0	0	0	1
	Spina, Michael	.253	99	391	50	99	19	1	19	76	177	42	0	114	0	0	.331	.453	.784	3	0	5	9	84	2	4	0	0	0	13
#	Thomas, David	.224	36	125	22	28	6	2	1	17	41	12	0	25	6	4	.310	.328	.638	1	1	4	0	0	0	0	0	31	0	2
	Walton, Kent	.275	16	51	6	14	2	0	0	5	16	3	0	13	3	0	.309	.314	.623	1	1	0	0	0	0	0	0	9	0	0
	Other	.234	230	757	94	177	34	5	14	90	263	109	2	198	13	17	.337	.347	.685	6	3	12	16							
	Team Total	.267	103	3541	531	945	193	26	99	498	1487	411	7	836	65	43	.347	.420	.767	42	13	44	81							142
PITCHERS		W	L	ERA	G	GS	CG	SHO	SV	SVO	IP	H	R	ER	HR	HB	BB	IBB	SO	BK	WP	GO/AO	DP	WHIP	AVG	AB	TBF	SF	GF	HLD
*	Barham, Trey	3	1	1.73	44	0	0	0	1	5	52.0	46	19	10	0	2	15	1	43	0	0	2.11	5	1.17	.237	194	215	3	8	12
	Carignan, Andrew	2	2	6.37	27	0	0	0	0	2	29.2	28	29	21	2	4	31	0	39	0	6	2.20	3	1.99	.246	114	150	0	9	1
	Deal, Scott	1	4	3.76	28	1	0	0	0	1	52.2	54	27	22	6	6	17	2	32	2	4	1.28	7	1.35	.263	205	231	1	4	3
	Haviland, Shawn	6	6	3.85	20	20	0	0	0	0	110.0	121	60	47	10	13	27	0	120	1	9	0.84	7	1.35	.280	432	477	4	0	0
	Hodsdon, Scott	1	1	6.84	33	0	0	0	0	1	48.2	67	53	37	2	4	27	1	38	1	5	1.74	7	1.93	.321	209	245	2	8	3
*	Hornbeck, Ben	3	3	5.26	13	13	0	0	0	0	65.0	84	50	38	16	6	28	0	77	1	9	1.59	7	1.72	.313	268	307	3	0	0
	Hunter, Brett	2	1	6.51	25	0	0	0	0	1	27.2	32	21	20	4	0	25	1	44	1	5	0.85	3	2.06	.294	109	137	2	6	5
	Murray, Justin	7	3	4.15	17	14	1	0	0	1	80.1	89	38	37	8	1	41	1	64	0	5	1.14	5	1.62	.283	314	360	2	0	0
	Pina, Jose	1	2	8.51	19	0	0	0	0	0	24.1	32	24	23	7	2	12	0	24	0	4	0.64	0	1.81	.317	101	118	2	5	5
	Pinckney, Brandon	0	0	10.80	2	0	0	0	0	0	1.2	3	2	2	1	0	0	0	0	0	0	4.00	2	1.80	.500	6	6	0	2	0
*	Sewell, Lance	7	0	1.76	33	0	0	0	0	0	46.0	30	12	9	5	2	11	0	41	0	4	0.46	2	0.89	.181	166	182	1	8	5
	Smyth, Paul	3	5	2.56	42	0	0	0	16	25	59.2	46	26	17	2	3	15	3	69	0	4	1.49	1	1.02	.207	222	244	0	30	1
	Thomas, Daniel	0	0	8.71	9	0	0	0	1	2	10.1	7	11	10	0	2	13	1	13	0	3	0.78	0	1.94	.189	37	52	0	4	2
	Tomko, Brett	0	1	8.50	4	4	0	0	0	0	18.0	28	17	17	8	3	3	0	15	0	2	0.77	0	1.72	.341	82	88	0	0	0
*	Williamson, Fabian	2	0	4.38	6	6	0	0	0	0	24.2	30	12	12	3	2	16	0	24	0	1	1.24	4	1.86	.306	98	117	0	0	0
	Other	10	26	6.07	76	45	0	0	3	4	264.0	322	192	178	30	15	104	2	227	0	16	1.05	18	1.61	.301	1069	1212	16	18	2
	Team Total	48	55	4.90	103	103	1	1	21	42	914.2	1019	593	498	104	65	385	12	870	6	77	1.13	71	1.53	.281	3626	4141	36	102	39

KEY: * - lefthanded hitter/pitcher, # - switch hitter

Quad Cities River Bandits (60-38) 8, Kane County Cougars (49-51) 1
July 28, 2010

	1	2	3	4	5	6	7	8	9	R	H	E
Kane County	0	0	0	1	0	0	0	0	0	1	4	1
Quad Cities	0	0	0	3	0	5	0	0	x	8	8	1

Kane County	AB	R	H	RBI	BB	SO	LOB	AVG	Quad Cities	AB	R	H	RBI	BB	SO	LOB	AVG
Crumbliss, 2B	4	0	1	0	0	1	0	.253	Mateo, L, 3B	5	0	1	2	0	1	0	.266
House, CF	4	1	2	0	0	0	1	.266	Goodwin, 2B	4	1	1	0	0	0	1	.250
Aliotti, A, DH	4	0	0	0	0	1	3	.287	Ahmady, DH	0	0	0	0	0	0	0	.389
Stassi, C	4	0	0	0	0	3	1	.238	a-Lara, E, PH-DH	3	1	1	0	0	2	1	.230
Christian, 3B	4	0	1	0	0	3	2	.267	Adams, 1B	3	2	2	1	1	0	1	.305
Dixon, Ra, LF	2	0	0	0	1	1	2	.241	Parejo, CF	4	1	1	0	0	0	3	.205
Gilmartin, SS	3	0	0	0	0	2	2	.247	Beatty, LF	3	1	1	1	1	1	1	.243
Affinito, 1B	3	0	0	0	0	1	0	.155	Stock, C	3	1	0	1	1	0	1	.199
Crisotomo, RF	3	0	0	0	0	2	0	.250	Smith, R, RF	4	0	0	0	0	3	5	.237
Mederos, P	0	0	0	0	0	0	0	.000	Obregon, SS	4	1	1	2	0	0	2	.204
Smalley, P	0	0	0	0	0	0	0	.000	Kelly, P	0	0	0	0	0	0	0	.000
Lansford, P	0	0	0	0	0	0	0	.000	Notti, P	0	0	0	0	0	0	0	.000
Guzman, P	0	0	0	0	0	0	0	.000	Totals	33	8	8	7	3	7	15	.258
Totals	31	1	4	0	1	14	11	.248									

a-Singled for Ahmady in the 4th.

BATTING

TB: Crumbliss; House 2; Christian.

Runners left in scoring position, 2 out: Dixon, Ra; Christian.

Team RISP: 0-for-3.

Team LOB: 4.

BASERUNNING

SB: Christian (4, 2nd base off Kelly/Stock).

CS: House (10, 3rd base by Kelly/Stock).

FIELDING

E: Affinito (4, fielding).

BATTING

2B: Parejo (12, Smalley), Mateo, L (17, Lansford), Adams (31, Lansford).

TB: Mateo, L 2; Goodwin; Lara, E; Adams 3; Parejo 2; Beatty; Obregon.

RBI: Adams (61), Beatty (27), Stock (19), Obregon 2 (10), Mateo, L 2 (29).

Runners left in scoring position, 2 out: Obregon; Lara, E; Stock.

Team RISP: 4-for-14.

Team LOB: 5.

FIELDING

E: Kelly (3, pickoff).

Kane County	IP	H	R	ER	BB	SO	HR	ERA	Quad Cities	IP	H	R	ER	BB	SO	HR	ERA
Mederos (L, 3-3)	3.1	4	3	2	0	2	0	2.10	Kelly (W, 6-6)	6.2	3	1	0	1	11	0	3.32
Smalley	2.0	2	5	5	3	4	0	10.13	Notti	2.1	1	0	0	0	3	0	5.17
Lansford	1.2	2	0	0	0	1	0	5.29	Totals	9.0	4	1	0	1	14	0	3.67
Guzman	1.0	0	0	0	0	0	0	3.69									
Totals	8.0	8	8	7	3	7	0	3.97									

WP: Lansford, Kelly.

Balk: Kelly.

HBP: Ahmady (by Mederos).

Groundouts-flyouts: Mederos 2-4, Smalley 1-1, Lansford 0-4, Guzman 2-1, Kelly 6-1, Notti 3-1.

Batters faced: Mederos 15, Smalley 12, Lansford 7, Guzman 3, Kelly 24, Notti 8.

Inherited runners-scored: Smalley 2-1, Lansford 2-2, Notti 1-0.

Umpires: HP: Javier Cantu. 1B: Chris Nguyen. 2B: . 3B: .

Weather: 85 degrees, clear.

Wind: 8 mph, Out to RF.

T: 2:43.

Att: 2,286.

Choose a highlighted category to sort. NOTE: Rate stats do not use qualifiers.

BATTERS	AVG	G	AB	R	H	2B	3B	HR	RBI	TB	BB	IBB	SO	SB	CS	OBP	SLG	OPS	SF	SAC	GI --GAMES BY POSITION--									
																					HBP	DP	1B	2B	3B	SS	OF	C	E	
Affinito, Christopher	.155	31	103	11	16	4	0	3	14	29	12	0	49	0	0	.246	.282	.527	2	1	1	1	2	0	0	0	0	6	4	
* Aliotti, Anthony	.287	96	328	53	94	18	0	4	53	124	70	1	100	13	3	.412	.378	.790	6	3	4	5	91	0	0	0	0	0	9	
* Christian, Jason	.267	23	86	12	23	5	0	1	9	31	4	2	22	4	1	.304	.360	.665	1	0	1	1	0	1	12	7	0	0	4	
* Crisotomo, Jose	.250	16	56	9	14	1	0	0	10	15	1	0	8	1	0	.263	.268	.531	0	3	0	1	0	0	0	0	15	0	0	
* Crumbliss, Conner	.253	96	348	63	88	19	2	2	44	117	84	0	66	20	7	.398	.336	.734	6	4	4	5	0	83	0	0	11	0	9	
Dixon, Rashun	.241	82	299	42	72	15	2	6	36	109	41	0	91	6	5	.348	.365	.712	2	0	9	3	0	0	0	0	77	0	1	
Gil, Leonardo	.225	87	316	44	71	16	4	9	55	122	22	0	77	3	2	.281	.386	.667	6	2	5	8	0	0	76	6	0	0	13	
# Gilmartin, Michael	.247	90	316	31	78	23	3	4	40	119	35	0	89	13	5	.331	.377	.707	3	5	6	7	0	0	0	88	0	0	22	
House, Tyreace	.266	84	304	62	81	7	1	1	19	93	62	0	60	25	10	.398	.306	.704	2	3	6	6	0	0	0	0	77	0	4	
Nunez, Juan	.160	32	106	8	17	2	0	1	9	22	5	0	35	0	1	.204	.208	.411	1	1	1	1	0	0	0	0	0	31	8	
Ruech, Myrio	.287	86	324	44	93	27	2	1	29	127	33	0	49	11	7	.359	.392	.751	1	2	4	7	0	0	0	0	76	0	6	
Stassi, Max	.238	81	311	39	74	18	1	12	46	130	26	0	109	3	3	.305	.418	.723	2	1	5	8	0	0	0	0	0	67	11	
Other	.239	124	443	47	106	26	2	3	56	145	31	0	115	9	5	.298	.327	.625	3	3	7	14								
Team Total	.248	100	3340	465	827	181	17	47	420	1183	426	3	870	108	49	.339	.354	.693	35	28	53	67								124

PITCHERS	W	L	ERA	G	GS	CG	SHO	SV	SVO	IP	H	R	ER	HR	HB	BB	IBB	SO	BK	WP	GO/AO	DP	WHIP	AVG	AB	TBF	SF	GF	HLD
Gil, Leonardo	0	1	13.50	1	0	0	0	0	0	0.2	0	1	1	0	0	4	0	1	0	0	0.00	0	6.00	.000	2	6	0	1	0
Gilliam, Robert	5	6	4.20	18	18	0	0	0	0	100.2	99	51	47	7	5	33	0	87	2	9	0.65	5	1.31	.261	379	427	7	0	0
Guzman, Jose	3	1	3.69	33	0	0	0	13	15	39.0	37	20	16	2	1	13	0	40	1	5	1.09	1	1.28	.247	150	166	1	28	1
Hoehn, Connor	6	3	2.59	32	0	0	0	1	2	66.0	44	21	19	3	5	27	1	83	0	5	0.91	0	1.08	.186	237	275	1	6	5
* Huttenlocker, Anthony	1	1	2.86	23	0	0	0	1	1	34.2	31	11	11	1	1	11	0	38	1	1	1.38	1	1.21	.240	129	142	1	6	1
* Krol, Ian	7	4	2.74	20	19	0	0	0	0	98.2	79	37	30	4	6	17	1	71	3	1	1.29	4	0.97	.218	363	395	5	1	0
Lansford, Josh	0	1	5.29	29	0	0	0	0	1	34.0	42	22	20	4	3	14	0	35	2	5	0.63	1	1.65	.304	138	157	2	13	2
* Marks, Justin	3	12	4.92	20	20	0	0	0	0	109.2	109	66	60	11	9	41	0	119	0	7	1.37	8	1.37	.261	418	473	2	0	0
Mederos, Chris	3	3	2.10	8	6	0	0	0	0	34.1	28	14	8	0	2	7	0	28	0	3	1.57	1	1.02	.212	132	142	0	0	0
Nunez, Juan	0	0	0.00	1	0	0	0	0	0	0.1	0	0	0	0	0	1	0	0	0	0	0.00	0	3.00	.000	1	2	0	1	0
* Peterson, Max	3	2	2.88	22	0	0	0	2	5	34.1	20	11	11	3	2	18	1	48	0	6	1.60	2	1.11	.174	115	141	2	12	1
Schultz, Bo	4	1	2.72	30	0	0	0	0	1	53.0	40	19	16	1	9	25	2	47	2	3	3.28	6	1.23	.208	192	228	1	11	2
Smalley, Kenny	0	1	10.13	3	2	0	0	0	0	8.0	10	9	9	0	0	7	0	9	0	0	0.75	0	2.13	.294	34	41	0	0	0
Smith, Murphy	5	0	4.63	10	9	0	0	0	0	56.1	60	37	29	1	6	13	1	46	1	1	1.72	3	1.30	.271	221	247	4	0	0
Straily, Daniel	7	7	4.40	20	20	0	0	0	0	104.1	98	55	51	10	6	46	3	107	0	7	1.18	9	1.38	.256	383	442	5	0	0
Other	2	8	5.23	54	6	0	0	2	5	106.2	119	79	62	9	10	55	1	96	3	23	1.51	12	1.63	.282	422	498	6	18	10
Team Total	49	51	3.97	100	100	0	4	19	30	886.1	822	454	391	57	65	332	10	859	15	76	1.24	54	1.30	.246	3339	3805	37	100	23

KEY: * - lefthanded hitter/pitcher, # - switch hitter

Vancouver Canadians (18-21) 5, Boise Hawks (19-20) 3
July 28, 2010

	1	2	3	4	5	6	7	8	9	R	H	E
Vancouver	0	0	0	4	1	0	0	0	0	5	8	0
Boise	0	0	2	0	0	1	0	0	0	3	11	0

Vancouver	AB	R	H	RBI	BB	SO	LOB	AVG
Bercume, DH	4	0	0	0	1	1	4	.302
LeVier, LF	4	1	2	0	0	2	0	.500
Landaeta, RF	5	1	1	1	0	2	2	.315
Thompson, T, 3B	4	2	3	1	0	1	1	.316
Kirkland, SS	4	1	1	0	0	1	2	.293
Kirby-Jones, 1B	2	0	0	0	2	1	0	.219
Lipkin, C	3	0	1	1	0	2	0	.213
Leyja, 2B	2	0	0	1	1	0	2	.206
Tripp, CF	3	0	0	0	1	1	3	.125
Long, N, P	0	0	0	0	0	0	0	.000
Bowman, P	0	0	0	0	0	0	0	.000
Vidal, P	0	0	0	0	0	0	0	.000
Hart, P	0	0	0	0	0	0	0	.000
Totals	31	5	8	4	5	11	14	.250

Boise	AB	R	H	RBI	BB	SO	LOB	AVG
Ramirez, A, RF-CF	5	1	3	1	0	1	3	.360
LePage, 2B	5	1	2	1	0	0	2	.351
Morelli, LF	5	0	3	1	0	0	1	.250
Jones, R, DH	5	0	0	0	0	3	5	.317
Cuneo, 1B	4	0	1	0	1	1	2	.250
Soto, SS	3	0	1	0	1	0	2	.278
Harrington, 3B	4	1	1	0	0	1	3	.250
Vigurs, C	4	0	0	0	0	2	4	.216
Na, CF	2	0	0	0	1	1	1	.239
a-Huseby, PH-RF	1	0	0	0	0	1	1	.286
Figueroa, E, P	0	0	0	0	0	0	0	.000
Rojas, Carlos E, P	0	0	0	0	0	0	0	.000
Quezada, A, P	0	0	0	0	0	0	0	.000
Latham, P	0	0	0	0	0	0	0	.000
Kurcz, P	0	0	0	0	0	0	0	.000
Totals	38	3	11	3	3	10	24	.263

a-Struck out for Na in the 8th.

BATTING

2B: LeVier (1, Figueroa, E).
HR: Thompson, T (3, 5th inning off Rojas, Carlos E, 0 on, 2 out).
TB: LeVier 3; Landaeta; Thompson, T 6; Kirkland; Lipkin.
RBI: Landaeta (20), Lipkin (18), Leyja (5), Thompson, T (12).
2-out RBI: Thompson, T.
Runners left in scoring position, 2 out: Thompson, T; Bercume 2.
S: LeVier.
SF: Lipkin; Leyja.
GIDP: Kirkland.
Team RISP: 2-for-9.
Team LOB: 7.

BATTING

2B: LePage 2 (11, Long, N, Long, N), Cuneo (1, Long, N), Harrington (1, Bowman).
TB: Ramirez, A 3; LePage 4; Morelli 3; Cuneo 2; Soto; Harrington 2.
RBI: LePage (22), Morelli (17), Ramirez, A (20).
2-out RBI: LePage; Morelli; Ramirez, A.
Runners left in scoring position, 2 out: Jones, R; Ramirez, A 2; Soto; LePage; Cuneo 2.
Team RISP: 2-for-14.
Team LOB: 11.

FIELDING

DP: (Soto-LePage-Cuneo).

Vancouver	IP	H	R	ER	BB	SO	HR	ERA
Long, N (W, 5-2)	5.0	6	2	2	3	4	0	3.35
Bowman (H, 1)	2.0	2	1	1	0	3	0	4.15
Vidal (H, 3)	1.0	1	0	0	0	1	0	4.66
Hart (S, 6)	1.0	2	0	0	0	2	0	1.06
Totals	9.0	11	3	3	3	10	0	3.53

Boise	IP	H	R	ER	BB	SO	HR	ERA
Figueroa, E (L, 1-2)	3.2	4	4	4	3	2	0	3.86
Rojas, Carlos E	1.1	2	1	1	1	2	1	6.75
Quezada, A	2.0	2	0	0	0	2	0	1.54
Latham	1.0	0	0	0	1	2	0	0.00
Kurcz	1.0	0	0	0	0	3	0	1.35
Totals	9.0	8	5	5	5	11	1	4.62

Rojas, Carlos E pitched to 2 batters in the 6th.

WP: Long, N, Bowman, Hart.

Balk: Figueroa, E 2.

Groundouts-flyouts: Long, N 7-4, Bowman 2-1, Vidal 0-2, Hart 0-1, Figueroa, E 5-4, Rojas, Carlos E 2-0, Quezada, A 3-1, Latham 1-0, Kurcz 0-0.

Batters faced: Long, N 24, Bowman 8, Vidal 4, Hart 5, Figueroa, E 18, Rojas, Carlos E 7, Quezada, A 7, Latham 4, Kurcz 3.

Inherited runners-scored: Rojas, Carlos E 2-0, Quezada, A 2-0.

Umpires: HP: John Silva. 1B: Matt Springer. 2B: . 3B: .

Weather: 93 degrees, cloudy.

Wind: 10 mph, L to R.

T: 3:10.

Att: 3,418.

Choose a highlighted category to sort. NOTE: Rate stats do not use qualifiers.

BATTERS	GI ---GAMES BY POSITION---																													
	AVG	G	AB	R	H	2B	3B	HR	RBI	TB	BB	IBB	SO	SB	CS	OBP	SLG	OPS	SF	SAC	HBP	DP	1B	2B	3B	SS	OF	C	E	
* Bercume, Jeff	.302	34	139	13	42	7	0	0	14	49	10	0	18	4	3	.353	.353	.705	2	4	2	2	0	0	0	0	26	0	1	
Castillo, Gernaldo	.135	14	37	3	5	1	0	0	2	6	5	0	8	1	0	.238	.162	.400	0	1	0	1	0	8	3	3	0	0	8	
Fabiaschi, Michael	.235	18	51	8	12	1	1	0	0	15	10	0	13	2	1	.381	.294	.675	0	2	2	0	0	9	1	5	0	0	2	
* Hurley, Zachary	.240	17	50	8	12	4	0	0	2	16	2	0	10	0	0	.269	.320	.589	0	1	0	3	0	0	0	0	13	0	1	
Kirby-Jones, A.J.	.219	39	128	19	28	4	0	5	16	47	30	1	38	1	1	.380	.367	.748	1	0	4	5	32	0	0	0	0	0	5	
Kirkland, Wade	.293	33	140	15	41	10	2	0	16	55	5	0	28	2	1	.315	.393	.708	3	0	1	6	0	0	0	33	0	0	15	
Landaeta, Douglas	.315	37	146	14	46	9	1	1	20	60	10	1	18	2	5	.361	.411	.772	1	1	1	5	0	0	0	0	36	0	1	
* LeVier, Mitch	.500	1	4	1	2	1	0	0	0	3	0	0	2	0	0	.500	.750	1.250	0	1	0	0	0	0	0	0	1	0	0	
Levia, Nino	.206	25	97	10	20	2	0	1	5	25	9	0	18	0	0	.282	.258	.540	2	1	2	1	0	22	2	0	0	0	7	
Lipkin, Ryan	.213	25	89	7	19	7	0	1	18	29	5	0	18	0	1	.253	.326	.578	1	1	0	2	0	0	0	0	0	20	1	
Luis, Marcos	.185	9	27	1	5	0	0	0	1	5	0	0	3	0	0	.214	.185	.399	0	0	1	2	3	0	4	0	0	0	2	
Nester, John	.240	7	25	3	6	1	0	0	2	7	4	0	8	0	0	.345	.280	.625	0	0	0	0	0	0	0	0	0	5	1	
Petitti, Daniel	.098	16	41	0	4	0	0	0	3	4	5	0	16	0	0	.191	.098	.289	1	2	0	2	0	0	0	0	0	16	2	
Thompson, Tony	.316	31	117	16	37	6	0	3	12	52	11	0	21	0	1	.385	.444	.829	0	0	2	2	0	0	31	0	0	0	10	
Tripp, Jordan	.125	18	56	9	7	1	0	0	2	8	7	0	21	0	2	.246	.143	.389	0	2	2	1	0	0	0	0	16	0	1	
Whitaker, John	.192	17	52	4	10	0	0	0	7	10	7	0	11	2	1	.279	.192	.471	2	1	0	2	0	0	0	0	15	0	0	
Other	.287	35	108	10	31	3	0	1	12	37	19	1	30	2	2	.409	.343	.752	1	1	4	3								
Team Total	.250	39	1307	141	327	57	4	12	132	428	139	3	281	16	18	.329	.327	.656	14	18	21	37								65
PITCHERS	W	L	ERA	G	GS	CG	SHO	SV	SVO	IP	H	R	ER	HR	HB	BB	IBB	SO	BK	WP	GO/AO	DP	WHIP	AVG	AB	TBF	SF	GF	HLD	
Bowman, Josh	0	1	4.15	7	0	0	0	0	0	8.2	13	9	4	0	1	1	0	10	0	1	1.67	0	1.62	.310	42	45	1	2	1	
* Brown, Jacob	1	2	2.93	11	0	0	0	0	1	15.1	16	6	5	0	0	3	0	16	0	2	2.00	1	1.24	.271	59	63	1	2	2	
Christensen, Kyle	0	1	4.05	5	5	0	0	0	0	20.0	18	9	9	2	0	8	0	12	0	1	0.96	2	1.30	.247	73	82	0	0	0	
Griffin, A.J.	1	1	3.86	8	0	0	0	5	5	9.1	7	6	4	0	1	4	1	9	0	1	0.64	2	1.18	.212	33	38	0	7	0	
Hart, Mike	1	1	1.06	13	0	0	0	6	8	17.0	21	4	2	0	0	5	0	27	0	2	1.44	1	1.53	.304	69	76	0	7	0	
Hassebrock, Blake	0	0	6.00	5	0	0	0	0	0	6.0	8	4	4	0	1	3	1	5	0	1	0.63	0	1.83	.348	23	30	2	4	0	
Jimenez, Devvi	2	3	3.67	8	8	0	0	0	0	41.2	42	19	17	2	2	9	1	29	1	3	1.62	8	1.22	.268	157	170	2	0	0	
Joseph, Jonathan	1	1	2.68	8	8	0	0	0	0	40.1	37	17	12	0	5	14	0	35	1	3	0.78	2	1.26	.240	154	175	2	0	0	
Long, Nathan	5	2	3.35	8	8	0	0	0	0	43.0	52	19	16	1	0	14	1	24	1	2	2.10	5	1.53	.306	170	185	1	0	0	
McDaniel, Dan	1	1	7.50	11	0	0	0	0	1	12.0	15	17	10	0	1	11	0	11	0	0	2.43	3	2.17	.300	50	63	0	5	2	
* Quigley, Ryan	1	2	4.50	11	0	0	0	0	1	20.0	26	11	10	0	1	8	0	12	0	1	2.83	2	1.70	.306	85	94	0	3	1	
* Ramirez, Anivoris	1	3	4.13	7	7	0	0	0	0	28.1	29	16	13	3	3	9	0	24	2	1	3.14	4	1.34	.266	109	123	0	0	0	
Tenholder, Daniel	1	0	3.04	13	0	0	0	1	3	23.2	21	11	8	0	1	8	1	25	0	0	0.59	0	1.23	.233	90	100	1	2	1	
Thomson, Matthew	0	2	4.50	6	3	0	0	0	0	16.0	16	8	8	0	2	3	0	19	0	1	0.93	0	1.19	.254	63	68	0	0	0	
Thornton, Zachary	0	1	4.22	7	0	0	0	0	1	10.2	14	10	5	1	0	5	0	16	0	0	1.33	0	1.78	.318	44	51	1	0	2	
Vidal, Pedro	1	0	4.66	13	0	0	0	0	0	19.1	27	10	10	0	0	7	0	14	0	1	0.91	0	1.76	.325	83	91	1	5	3	
Other	2	0	0.44	10	0	0	0	0	0	20.1	14	4	1	0	0	4	0	19	0	1	1.73	3	0.89	.189	74	80	0	2	1	
Team Total	18	21	3.53	39	39	0	1	12	20	351.2	376	180	138	9	18	116	5	307	5	21	1.39	33	1.40	.273	1378	1534	12	39	13	

KEY: * - lefthanded hitter/pitcher, # - switch hitter

Choose a highlighted category to sort. NOTE: Rate stats do not use qualifiers.

BATTERS	GI ---GAMES BY POSITION---																												
	AVG	G	AB	R	H	2B	3B	HR	RBI	TB	BB	IBB	SO	SB	CS	OBP	SLG	OPS	SF	SAC	HBP	DP	1B	2B	3B	SS	OF	C	E
Brazoban, Yeudy	.206	18	68	7	14	3	1	2	8	25	0	0	16	2	0	.203	.368	.571	1	0	0	4	0	0	0	0	12	0	1
Clime, Neudy	.234	21	77	14	18	2	1	1	9	25	4	0	19	6	1	.272	.325	.596	0	1	0	0	0	17	3	0	0	0	7
* Consiqli, Royce	.357	18	70	12	25	5	4	0	11	38	11	0	11	2	1	.434	.543	.977	2	0	0	0	0	0	0	0	17	0	2
Galarraaga, Joel	.157	15	51	6	8	2	0	0	4	10	5	0	17	1	0	.241	.196	.437	1	0	1	0	0	0	0	0	0	10	2
Garcia, Elvis	.172	20	58	10	10	0	1	0	5	12	6	0	13	4	1	.246	.207	.453	1	1	0	1	0	0	0	0	19	0	0
* LeVier, Mitch	.200	10	35	6	7	3	1	0	4	12	3	0	11	0	0	.263	.343	.606	0	0	0	0	0	0	0	0	10	0	0
Lopez, Diomendes	.220	19	50	2	11	4	0	0	3	15	6	0	23	0	0	.328	.300	.628	0	0	2	2	0	0	0	0	0	18	3
Marte, Miquel	.243	28	111	12	27	3	0	3	15	39	2	0	45	1	0	.263	.351	.615	0	1	1	2	27	0	0	0	0	2	4
# Martinez, Hiram	.069	12	29	3	2	0	0	0	1	2	4	0	11	1	0	.182	.069	.251	0	1	0	0	0	0	0	11	0	0	8
# Pan, Zhi Fang	.243	21	70	13	17	4	1	0	3	23	8	1	11	0	2	.321	.329	.649	0	1	0	2	0	2	0	15	0	0	4
Peralta, Jensi	.231	19	65	6	15	3	1	0	2	20	0	0	25	0	1	.231	.308	.538	0	0	0	0	0	11	9	0	0	8	
* Ramsev, Rashad	.095	9	21	3	2	0	1	0	2	4	0	0	8	1	0	.091	.190	.281	1	0	0	0	0	0	0	0	5	0	1
Rojas, Kelvin	.262	13	42	5	11	2	0	0	5	13	3	0	7	1	0	.311	.310	.621	0	1	0	1	0	0	0	0	10	0	0
Santana, Jonatan	.218	23	78	11	17	4	1	0	9	23	6	0	23	1	0	.295	.295	.590	1	0	3	2	6	7	14	0	0	0	4
Shaw, Anthione	.167	16	30	4	5	0	1	0	4	7	6	0	13	3	0	.306	.233	.539	0	0	0	0	0	0	0	0	13	0	0
Soto, Ramon	.227	7	22	3	5	2	1	0	4	9	3	0	5	0	0	.370	.409	.779	0	0	2	0	0	0	0	0	0	5	0
Other	.306	37	134	25	41	11	2	1	20	59	19	0	29	9	1	.394	.440	.834	1	0	1	1							
Team Total	.232	29	1011	142	235	48	16	7	109	336	86	1	287	32	7	.297	.332	.629	8	6	10	15							49

PITCHERS	W	L	ERA	G	GS	CG	SHO	SV	SVO	IP	H	R	ER	HR	HB	BB	IBB	SO	BK	WP	GO/AO	DP	WHIP	AVG	AB	TBF	SF	GF	HLD
Adames, Joselito	1	2	5.79	8	5	0	0	0	0	28.0	28	18	18	0	3	9	0	33	0	9	4.00	0	1.32	.246	114	127	0	0	1
Avila, Andres	0	1	2.45	4	0	0	0	1	1	3.2	1	1	1	1	0	0	0	4	0	0	1.33	0	0.27	.091	11	12	1	2	0
Bailey, Andrew	0	0	2.84	4	0	0	0	0	0	6.1	4	7	2	0	3	5	0	5	0	1	1.80	0	1.42	.167	24	33	0	1	1
Chitwood, Logan	0	0	2.84	6	0	0	0	1	1	6.1	3	3	2	0	0	3	0	10	0	4	0.80	0	0.95	.136	22	26	0	3	0
* Duran, Omar	1	1	2.95	7	2	0	0	0	0	21.1	22	17	7	0	2	10	0	26	1	8	1.69	2	1.50	.262	84	97	1	1	0
Frankoff, Seth	2	3	2.28	8	4	0	0	0	0	27.2	14	8	7	0	1	14	0	35	1	6	1.72	0	1.01	.146	96	114	2	2	0
* Hughes, Ryan	1	0	0.00	1	0	0	0	0	0	1.1	0	0	0	0	0	0	0	1	0	0	0.50	0	0.00	.000	4	4	0	0	0
* Larsen, Aaron	3	1	3.45	8	0	0	0	0	1	15.2	10	7	6	2	0	4	0	13	0	1	0.83	1	0.89	.179	56	60	0	3	1
Macias, Jose	1	0	0.00	3	0	0	0	0	0	4.1	1	0	0	0	0	0	0	2	0	0	0.22	0	0.23	.071	14	14	0	2	0
Menna, J.C.	0	1	8.10	7	0	0	0	0	0	10.0	14	12	9	0	2	4	0	7	1	3	1.22	1	1.80	.326	43	50	1	0	1
Murphy, Sean	2	0	4.09	6	0	0	0	0	0	11.0	9	6	5	0	0	5	1	19	0	1	2.50	1	1.27	.214	42	48	0	3	0
* Mye, Charles	1	1	3.09	8	0	0	0	0	0	11.2	13	4	4	2	0	4	0	10	0	0	1.18	0	1.46	.277	47	51	0	4	1
Paez, Argenis	3	1	2.62	7	4	0	0	0	0	34.1	35	15	10	2	2	7	0	23	0	3	4.20	2	1.22	.257	136	147	2	1	0
Skaalen, Chris	0	0	15.19	6	0	0	0	0	0	5.1	19	10	9	0	1	2	0	3	0	2	0.83	0	3.94	.576	33	37	1	2	0
Tyson, Drew	0	0	3.24	6	0	0	0	0	1	8.1	7	3	3	0	0	1	0	12	0	1	0.86	0	0.96	.226	31	33	1	2	0
* Urlaub, Jeff	0	0	1.93	8	0	0	0	0	1	14.0	12	4	3	0	1	3	1	13	1	0	4.40	3	1.07	.240	50	54	0	1	0
Vail, Tyler	0	0	0.84	6	5	0	0	0	0	10.2	6	2	1	0	4	5	0	11	0	4	1.50	2	1.03	.167	36	45	0	0	0
Ynoa, Michael	0	1	5.00	3	3	0	0	0	0	9.0	6	5	5	1	1	4	0	11	0	3	1.29	1	1.11	.188	32	37	0	0	0
Other	0	2	4.80	17	6	0	0	0	0	30.0	36	20	16	4	4	1	0	43	1	3	2.00	1	1.23	.298	121	127	0	2	3
Team Total	15	14	3.75	29	29	0	0	2	5	259.0	240	142	108	12	24	81	2	281	5	49	1.82	14	1.24	.241	996	1116	9	29	8

KEY: * - lefthanded hitter/pitcher, # - switch hitter

Oakland Athletics
 Organization Leaders
 (As of 07/29/2010 02:41 AM EDT)

BATTING TOP 10 (minimum 2.7 PA/team game)

PITCHING TOP 10 (minimum 0.8 IP/team game)

BATTER	CLUB	AVG	G	AB	R	H	HR	RBI	PITCHER	CLUB	W-L	ERA	IP	H	BB	SO
Consigli, Royce	ATH	.357	18	70	12	25	0	11	Frankoff, Seth	ATH	2-3	2.28	27.2	14	14	35
Tolleson, Steven	SAC	.328	68	241	49	79	9	38	Paez, Argenis	ATH	3-1	2.62	34.1	35	7	23
Green, Grant	STK	.326	95	399	71	130	11	55	Krol, Ian	KC	7-4	2.74	98.2	79	17	71
Thompson, Tony	VAN	.316	31	117	16	37	3	12	Joseph, Jonathan	VAN	1-4	3.28	57.2	54	25	53
Landaeta, Douglas	VAN	.315	37	146	14	46	1	20	Middleton, Kyle	SAC	6-6	3.30	92.2	87	38	66
Baisley, Jeff	SAC	.315	70	270	35	85	6	46	Long, Nathan	VAN	5-2	3.35	43.0	52	14	24
Cardenas, Adrian	MID	.304	71	260	47	79	4	35	Mortensen, Clay	SAC	11-4	3.45	125.1	117	35	90
Bercume, Jeff	VAN	.302	34	139	13	42	0	14	Jimenez, Deyvi	VAN	2-3	3.67	41.2	42	9	29
Sogard, Eric	SAC	.300	101	377	55	113	2	45	Banwart, Travis	SAC	7-7	3.83	112.2	109	42	92
Mitchell, Jermaine	STK	.297	84	306	59	91	7	29	Haviland, Shawn	STK	6-6	3.89	113.1	127	29	123

HOME RUNS

WINS

Carter, Chris	SAC	24
Spina, Michael	STK	19
Donaldson, Josh	SAC	16
Parker, Stephen	STK	15
Stassi, Max	KC	12

Mortensen, Clay	SAC	11
Hernandez, Carlos	MID	8
Smith, Murphy	KC	8
5 others tied at 7.		

RBI

SAVES

Carter, Chris	SAC	76
Spina, Michael	STK	76
Parker, Stephen	STK	68
Donaldson, Josh	SAC	63
Taylor, Michael	SAC	61

Smyth, Paul	STK	16
Guzman, Jose	KC	13
Lansford, Jared	SAC	12
Rodriguez, Henry	SAC	11
5 others tied at 6.		

STOLEN BASES

STRIKEOUTS

Wimberly, Corey	SAC	41
House, Tyreace	KC	25
Crumbliss, Conner	KC	20
Gilbert, Archie	MID	18
Ladendorf, Tyler	STK	17

Haviland, Shawn	STK	123
Marks, Justin	KC	119
Straily, Daniel	KC	107
Hornbeck, Ben	STK	103
Banwart, Travis	SAC	92

TEAM STATISTICS

TEAM BATTING	AVG	AB	R	H	HR	BB	SO	SB	CS	TEAM PITCHING	W-L	ERA	H	CG	SHO	SV	HR	BB	SO
Stockton	.267	3541	531	945	99	411	836	65	43	Vancouver	18-21	3.53	376	0	1	12	9	116	307
Midland	.266	3432	484	913	63	385	756	88	39	AZL Athletics	15-14	3.75	240	0	0	2	12	81	281
Sacramento	.265	3570	585	945	106	429	773	101	36	Kane County	49-51	3.97	822	0	4	19	57	332	859
Vancouver	.250	1307	141	327	12	139	281	16	18	Sacramento	58-47	4.08	928	1	4	27	89	397	789
Kane County	.248	3340	465	827	47	426	870	108	49	Midland	54-48	4.09	904	0	2	33	57	404	727
AZL Athletics	.232	1011	142	235	7	86	287	32	7	Stockton	48-55	4.90	1019	1	1	21	104	385	870