




OAKLAND ATHLETICS

Minor League Report

Oakland Athletics Baseball Company • 7000 Coliseum Way • Oakland, CA 94621
510-638-4900 • Public Relations Facsimile 510-562-1633 • www.oaklandathletics.com

Friday, July 30, 2010




SACRAMENTO RIVER CATS
Triple-A – Pacific Coast League
Manager: Tony DeFrancesco

Yesterday: Loss vs. Colorado Springs, 5-2 **Standing:** 58-48, 2nd, 1.0 GB
Today: vs. Colorado Springs 7:05 pm PT
Probables: RHP Travis Banwart (2-2, 6.44) vs. LHP Greg Smith (1-4, 7.18)

River Cats Notables

- **OF Corey Wimberly** went 2 for 4 yesterday and has now hit safely in 11 of his last 12 games (.431, 22 for 51).
- **OF Michael Taylor** has hit safely in 22 of his past 24 games and is batting .326 (30 for 92) over that span.
- **IF Chris Carter** is second in the Pacific Coast League in home runs (24) and extra-base hits (52), third in total bases (200), fourth in RBI (76) and runs scored (72) and fifth in walks (59).
- **RHP Clayton Mortensen** is tied for first in the PCL in wins (11), is third in innings pitched (125.1) and eighth in ERA (3.45).




KANE COUNTY COUGARS
Single-A – Midwest League
Manager: Aaron Nieckula

Yesterday: Win at Quad Cities, 7-4 **Standing:** 18-14, 3rd, 3.0 GB
Today: at Quad Cities 5:00 pm PT
Probables: LHP Ian Krol (7-4, 2.74) vs. RHP Jorge Rondon (4-5, 3.27)

Cougars Notables

- **IF Anthony Aliotti** has hit safely in eight of his last 11 games and is batting .353 (12 for 34) during that stretch...is third in the Midwest League in walks (70) and tied for fourth in on-base percentage (.412).
- **IF Conner Crumbliss** ranks first in the ML in walks (86) and fourth in runs scored (66).
- **LHP Ian Krol** ranks second in WHIP (0.97), is tied for fourth in opponents batting average (.214) and is fifth in ERA (2.74).



MIDLAND ROCKHOUNDS
Double-A – Texas League
Manager: Darren Bush

Yesterday: Win vs. Frisco, 6-0 **Standing:** 20-13, 1st, -- GB
Today: at Corpus Christi 5:05 pm PT
Probables: LHP Anthony Capra (5-8, 4.50) vs. TBA

RockHounds Notables

- **OF Shane Peterson** went 2 for 3 yesterday to extend his hitting streak to 16 games (.424, 25 for 59).
- **RHP Matt Wright** threw seven shutout innings yesterday (5 h, 0 bb, 2 so) and is 2-0 with a 0.50 ERA (1 er in 18.0 ip) over his last three starts.
- **IF Adrian Cardenas** has reached base safely in 38 of his past 40 games and is batting .360 (54 for 150) with 28 walks over that stretch.
- **OF Val Majewski** has reached base safely in 26 of his last 28 games and is batting .287 (29 for 101) during that span.
- **IF Alex Valdez** is tied for first in the Texas League in triples (7), is second in runs scored (67), fourth in total bases (170) and fifth in hits (105) and extra-base hits (38).



VANCOUVER CANADIANS
Single-A (Short Season) – Northwest League
Manager: Rick Magnante

Yesterday: Win at Boise, 3-1 **Standing:** 2-0, 1st, -- GB
Today: at Boise 6:15 pm PT
Probables: RHP Deyvi Jimenez (2-3, 3.67) vs. LHP Brent Ebinger (1-0, 5.93)

Canadians Notables

- **RHP A.J. Griffin** pitched a scoreless ninth yesterday to earn his sixth save, which ranks second in the Northwest League.
- **OF Jeff Bercume** has hit safely in 10 of his last 11 games and is batting .404 (19 for 47) over that stretch.
- **IF Tony Thompson** has hit safely in six of seven games and is batting .429 (12 for 28) with four-multiple hit games during that span.
- **OF Douglas Landaeta** has hit safely in 19 of his past 22 games (.308, 28 for 91)...is tied for second in the NL in hits (47) and is ninth in batting average (.313).
- **RHP Nathan Long** is tied for first in wins (5) and is fourth in innings pitched (43.0).




STOCKTON PORTS
Single-A – California League
Manager: Steve Scarsone

Yesterday: Win vs. Lake Elsinore, 2-1 **Standing:** 18-16, 2nd, 4.0 GB
Today: vs. Modesto 7:05 pm PT
Probables: LHP Ben Hornbeck (3-3, 5.26) vs. RHP Josh Sullivan (0-1, 0.00)

Ports Notables

- **RHP Shawn Haviland** allowed one run in seven innings yesterday to earn his seventh win (1 h, 2 bb, 8 so)...has a 1.80 ERA (4 er in 20.0 ip) and 26 strikeouts over his past three starts.
- **OF Jermaine Mitchell** has hit safely in 13 of his past 15 games (.426, 26 for 61) and has eight multiple-hit games during that span.
- **IF Grant Green** is second in the California League in hits (131), fifth in doubles (27) and total bases (201) and is tied for seventh in batting average (.325).



ARIZONA A'S
Rookie – Arizona League
Manager: Marcus Jensen

Yesterday: Win vs. Giants, 3-2 **Standing:** 16-14, 2nd, 4.0 GB
Today: at Angels 7:00 pm PT
Probables: TBA vs. TBA

A's Notables

- **LHP Omar Duran** pitched three scoreless innings yesterday (1 h, 2 bb, 5 so)...ranks seventh in the Arizona League with a 2.59 ERA.
- **OF Royce Consigli** is tied for second in the AL in triples (4) and is ninth in batting average (.347).
- **RHP Argenis Paez** is eighth with a 2.62 ERA.

MINOR LEAGUE TRANSACTIONS

July 27 Reinstated Mitch LeVier from the DL and transferred him from VAN to KC
July 28 Added Ryan Pineda to the VAN roster
July 29 Released Jason Ray (MID)
July 29 Transferred Lance Sewell from STO to MID
July 29 Transferred Mike Hart from VAN to STO
July 29 Transferred Justin Marks from KC to STO
July 29 Transferred Logan Chitwood and Seth Frankoff from AZ to VAN
July 29 Transferred Jordan Tripp from VAN to AZ

Colorado Springs Sky Sox (47-58) 5, Sacramento River Cats (58-48) 2
July 29, 2010

	1	2	3	4	5	6	7	8	9	R	H	E
Colorado Springs	0	0	0	0	0	5	0	0	0	5	8	0
Sacramento	2	0	0	0	0	0	0	0	0	2	8	0

Colorado Springs	AB	R	H	RBI	BB	SO	LOB	AVG
Young, E, CF	5	0	0	0	0	1	3	.207
Matsui, K, SS	5	0	0	0	0	1	2	.238
Garner, LF	5	1	3	0	0	1	0	.301
Miller, M, DH	2	1	1	0	2	1	0	.338
Metcalf, 3B	3	1	1	2	1	0	4	.308
Paulk, 1B	4	1	1	2	0	0	2	.264
McKenry, C	3	1	0	0	1	0	0	.290
Frey, RF	4	0	1	0	0	2	0	.270
Scott, 2B	3	0	1	1	0	1	0	.333
Johnson, A, P	0	0	0	0	0	0	0	.188
Escalona, P	0	0	0	0	0	0	0	.000
Rice, S, P	0	0	0	0	0	0	0	.000
Totals	34	5	8	5	4	7	11	.289

Sacramento	AB	R	H	RBI	BB	SO	LOB	AVG
Wimberly, CF-2B	4	1	2	0	0	1	0	.293
Sogard, 2B	2	1	1	0	1	1	0	.301
Heether, RF	0	0	0	0	0	0	0	.243
Carter, LF	4	0	1	0	0	2	4	.252
Taylor, M, RF-CF	4	0	1	0	0	1	1	.268
Buck, T, DH	4	0	1	0	0	2	1	.167
Tolleson, SS	4	0	1	0	0	1	2	.327
McPherson, 1B	4	0	0	0	0	3	2	.250
Baisley, 3B	3	0	0	0	0	1	1	.276
a-Donaldson, PH-3B	1	0	0	0	0	0	0	.232
Recker, C	4	0	1	0	0	1	0	.228
Middleton, K, P	0	0	0	0	0	0	0	.000
James, P	0	0	0	0	0	0	0	.000
Ramirez, E, P	0	0	0	0	0	0	0	.000
Benacka, P	0	0	0	0	0	0	0	.000
Totals	34	2	8	0	1	13	11	.264

a-Struck out for Baisley in the 6th.

BATTING

2B: Metcalf (31, Middleton, K).
HR: Paulk (4, 6th inning off Middleton, K, 1 on, 1 out).
TB: Garner 3; Miller, M; Metcalf 2; Paulk 4; Frey; Scott.
RBI: Metcalf 2 (54), Paulk 2 (38), Scott (1).
Runners left in scoring position, 2 out: Metcalf 2; Paulk; Matsui, K 2.
GIDP: Metcalf.
Team RISP: 4-for-9.
Team LOB: 7.

BATTING

2B: Taylor, M (18, Johnson, A), Tolleson (17, Johnson, A).
TB: Wimberly 2; Sogard; Carter; Taylor, M 2; Buck, T; Tolleson 2; Recker.
Runners left in scoring position, 2 out: Carter 3; McPherson; Baisley.
GIDP: Taylor, M.
Team RISP: 1-for-9.
Team LOB: 7.

BASERUNNING

SB: Heether (7, 2nd base off Escalona/McKenry), Sogard (13, 2nd base off Johnson, A/McKenry), Wimberly (42, home off Johnson, A/McKenry).

FIELDING

PB: Recker (7).
DP: (Tolleson-Sogard-McPherson).

Colorado Springs	IP	H	R	ER	BB	SO	HR	ERA
Johnson, A (W, 9-6)	6.2	8	2	2	1	8	0	5.65
Escalona (H, 7)	1.1	0	0	0	0	4	0	6.84
Rice, S (S, 2)	1.0	0	0	0	0	1	0	4.97
Totals	9.0	8	2	2	1	13	0	5.92

Sacramento	IP	H	R	ER	BB	SO	HR	ERA
Middleton, K (L, 6-7)	5.1	6	5	5	3	3	1	3.58
James	1.2	2	0	0	1	2	0	0.00
Ramirez, E	1.0	0	0	0	0	1	0	3.51
Benacka	1.0	0	0	0	0	1	0	3.86
Totals	9.0	8	5	5	4	7	1	4.09

WP: Middleton, K.
HBP: Heether (by Johnson, A), Scott (by Middleton, K).
Pitches-strikes: Johnson, A 115-73, Escalona 23-16, Rice, S 12-8, Middleton, K 95-56, James 31-21, Ramirez, E 13-9, Benacka 14-7.
Groundouts-flyouts: Johnson, A 8-3, Escalona 0-0, Rice, S 1-1, Middleton, K 7-4, James 1-1, Ramirez, E 1-1, Benacka 1-1.
Batters faced: Johnson, A 29, Escalona 4, Rice, S 3, Middleton, K 25, James 8, Ramirez, E 3, Benacka 3.
Inherited runners-scored: Escalona 1-0, James 1-1.
Ejections: Sacramento River Cats third baseman Jeff Baisley ejected by HP umpire John Tumpane (6th).
Umpires: HP: John Tumpane. 1B: Mark Buchanan. 2B: . 3B: Jeff Henrichs.
Weather: 87 degrees, clear.
Wind: 12 mph, Out to LF.
T: 3:05.
Att: 9,194.

Choose a highlighted category to sort. NOTE: Rate stats do not use qualifiers.

		GI ---GAMES BY POSITION---																												
		AVG	G	AB	R	H	2B	3B	HR	RBI	TB	BB	IBB	SO	SB	CS	OBP	SLG	OPS	SF	SAC	HBP	DP	1B	2B	3B	SS	OF	C	E
	Batters																													
	Baisley, Jeff	.276	20	76	12	21	6	0	2	12	33	6	2	20	1	0	.360	.434	.795	0	0	4	2	2	0	17	0	0	0	1
*	Buck, Travis	.167	8	30	4	5	1	1	0	5	8	4	0	12	1	1	.297	.267	.564	1	0	2	0	0	0	0	0	5	0	0
	Carter, Chris	.252	103	389	72	98	26	2	24	76	200	59	1	117	1	0	.355	.514	.869	5	0	6	7	94	0	0	0	12	0	12
	Donaldson, Josh	.232	79	272	48	63	12	1	16	63	125	40	2	72	3	1	.325	.460	.785	7	0	1	14	2	0	8	0	1	60	9
	Heether, Adam	.241	45	133	26	32	8	0	1	13	43	29	0	29	5	2	.387	.323	.710	2	0	4	2	0	0	15	0	29	0	1
T	Heether, Adam	.243	95	317	56	77	15	1	10	41	124	52	1	64	7	3	.362	.391	.753	5	0	10	6	0	0	65	0	29	0	7
*	McPherson, Dallas	.250	55	212	29	53	10	2	10	40	97	15	1	70	1	0	.304	.458	.762	1	0	2	3	9	0	19	0	0	0	3
	Price, Jared	.200	5	15	1	3	1	0	1	4	7	2	0	6	0	0	.300	.467	.767	2	0	1	0	0	0	0	0	0	5	1
	Recker, Anthony	.228	48	149	16	34	7	1	5	21	58	12	0	41	0	0	.282	.389	.671	2	0	0	2	0	0	0	0	0	39	4
*	Sogard, Eric	.301	102	379	56	114	19	4	2	45	147	52	1	46	13	6	.386	.388	.774	2	1	2	5	0	84	14	0	0	0	9
	Taylor, Michael	.268	89	328	54	88	18	5	5	61	131	35	1	66	10	4	.344	.399	.744	2	0	4	17	0	0	0	0	85	0	7
	Tolleson, Steven	.327	69	245	49	80	17	2	9	38	128	34	0	42	8	2	.414	.522	.936	2	4	4	4	0	3	13	46	6	0	16
#	Wimberly, Corey	.293	101	396	69	116	11	5	2	39	143	35	1	46	42	14	.366	.361	.727	2	11	12	10	0	8	8	25	69	0	12
	Other	.251	281	974	150	244	52	6	29	134	395	107	6	215	19	6	.329	.406	.735	1	5	8	19							
	Team Total	.264	106	3604	587	953	189	29	106	552	1518	430	15	786	104	36	.348	.421	.770	29	21	50	85							107
		W	L	ERA	G	GS	CG	SHO	SV	SVO	IP	H	R	ER	HR	HB	BB	IBB	SO	BK	WP	GO/AO	DP	WHIP	AVG	AB	TBF	SF	GF	HLD
*	Anderson, Brett	1	0	4.05	3	3	0	0	0	0	13.1	19	6	6	0	1	3	0	12	0	0	0.86	0	1.65	.333	57	61	0	0	0
	Banwart, Travis	2	2	6.44	7	4	0	0	0	1	29.1	38	22	21	5	0	11	0	33	0	1	0.79	0	1.67	.314	121	134	1	0	1
	Benacka, Michael	4	2	3.86	27	0	0	0	2	4	32.2	18	15	14	4	1	21	0	44	0	5	1.26	2	1.19	.165	109	135	2	10	2
*	Blackley, Travis	1	1	1.63	7	4	0	0	0	0	27.2	23	5	5	2	2	13	0	30	0	0	0.59	0	1.30	.223	103	119	1	0	0
	Bonser, Boof	2	1	4.56	5	5	0	0	0	0	23.2	20	14	12	2	0	11	0	17	0	0	1.38	2	1.31	.233	86	97	0	0	0
*	DiNardo, Lenny	2	5	3.52	9	9	1	0	0	0	46.0	56	27	18	5	3	14	1	28	0	1	1.56	8	1.52	.303	185	203	0	0	0
	Giese, Dan	0	0	1.74	8	0	0	0	0	0	10.1	9	2	2	2	0	2	0	4	0	0	0.63	0	1.06	.225	40	42	0	1	1
	Godfrey, Graham	3	7	5.18	21	16	0	0	0	0	99.0	93	67	57	8	8	48	3	81	0	4	0.67	6	1.42	.251	370	438	7	3	0
*	Halama, John	4	1	5.90	10	10	0	0	0	0	58.0	77	42	38	10	0	17	2	22	0	1	1.77	12	1.62	.333	231	252	1	0	0
	Hernandez, Fernando	2	6	5.30	31	4	0	0	2	3	56.0	63	44	33	7	5	21	1	48	0	4	0.97	1	1.50	.278	227	260	3	12	1
	Hunton, Jon	5	3	3.23	36	0	0	0	0	2	47.1	50	20	17	4	0	16	2	29	0	2	0.77	3	1.39	.266	188	206	2	9	6
	James, Justin	0	0	0.00	4	0	0	0	0	0	4.2	3	0	0	0	0	3	1	6	0	0	0.60	0	1.29	.176	17	20	0	2	0
*	Kilby, Brad	0	0	5.54	12	0	0	0	0	0	13.0	18	8	8	0	1	6	0	18	0	0	0.43	0	1.85	.327	55	63	0	3	2
	Lansford, Jared	1	0	6.75	5	0	0	0	0	0	5.1	8	4	4	0	1	3	0	3	0	1	0.63	0	2.06	.333	24	28	0	1	0
	McBeth, Marcus	0	1	6.46	14	0	0	0	0	2	15.1	18	14	11	2	0	16	1	14	0	2	0.68	2	2.22	.290	62	80	2	5	3
	Middleton, Kyle	6	7	3.58	22	13	0	0	1	1	98.0	93	50	39	9	3	41	1	69	0	4	0.94	12	1.37	.255	365	413	0	4	1
	Mortensen, Clay	11	4	3.45	19	19	0	0	0	0	125.1	117	60	48	10	2	35	1	90	0	10	1.89	17	1.21	.250	468	512	4	0	0
	Ramirez, Edwar	3	1	3.51	25	0	0	0	0	1	33.1	30	13	13	4	0	15	3	25	0	3	0.92	1	1.35	.244	123	142	1	6	4
	Ross, Tyson	1	1	2.30	4	4	0	0	0	0	15.2	10	4	4	0	0	9	0	23	0	0	4.00	2	1.21	.200	50	60	0	0	0
	Other	10	6	4.04	117	15	0	0	22	27	187.1	173	106	84	16	9	96	4	200	3	13	0.93	7	1.44	.242	716	832	8	49	11
	Team Total	58	48	4.09	106	106	1	4	27	41	941.1	936	523	428	90	36	401	20	796	3	51	1.05	75	1.42	.260	3597	4097	32	105	32

KEY: * - lefthanded hitter/pitcher, # - switch hitter

Midland RockHounds (55-48) 6, Frisco RoughRiders (57-45) 0
July 29, 2010

	1	2	3	4	5	6	7	8	9	R	H	E
Frisco	0	0	0	0	0	0	0	0	0	0	9	3
Midland	0	0	0	1	0	5	0	0	x	6	14	0

Frisco	AB	R	H	RBI	BB	SO	LOB	AVG
Lemon, 2B	4	0	1	0	0	1	0	.280
Tomlin, Ja, LF	4	0	1	0	0	0	2	.238
Frostad, E, DH	4	0	0	0	0	0	1	.308
Jenkins, 3B	4	0	1	0	0	0	1	.245
Beltre, E, CF	4	0	2	0	0	0	1	.290
Butler, RF	4	0	1	0	0	0	2	.267
Sarmiento, C	4	0	1	0	0	2	3	.216
Whittleman, 1B	3	0	1	0	0	1	1	.182
Osuna, R, SS	3	0	1	0	0	0	1	.293
Roark, P	0	0	0	0	0	0	0	.000
Jones, B, P	0	0	0	0	0	0	0	.000
Garr, P	0	0	0	0	0	0	0	.000
Totals	34	0	9	0	0	4	12	.260

Midland	AB	R	H	RBI	BB	SO	LOB	AVG
Weeks, 2B	4	1	3	0	1	0	0	.308
Horton, SS	4	0	2	0	1	0	2	.281
Cardenas, DH	5	0	1	1	0	1	3	.358
Brown, C, CF	4	0	1	0	1	1	5	.319
Valdez, A, 3B	5	2	2	0	0	1	5	.273
Peterson, S, 1B	3	1	2	1	1	1	0	.262
Gilbert, LF	4	0	1	1	0	0	4	.263
Sulentic, RF	4	1	1	1	0	2	4	.273
Paramore, C	4	1	1	1	0	1	2	.225
Wright, M, P	0	0	0	0	0	0	0	.000
Wagner, N, P	0	0	0	0	0	0	0	.000
Totals	37	6	14	5	4	7	25	.267

BATTING

3B: Beltre, E (4, Wright, M).
TB: Lemon; Tomlin, Ja; Jenkins; Beltre, E 4; Butler; Sarmiento; Whittleman; Osuna, R.
Runners left in scoring position, 2 out: Butler; Sarmiento.
GIDP: Tomlin, Ja.
Team RISP: 0-for-3.
Team LOB: 7.

FIELDING

E: Whittleman (2, throw), Lemon 2 (8, fielding, throw).
DP: (Whittleman-Osuna, R).

BATTING

2B: Valdez, A 2 (21, Roark, Roark), Weeks (8, Roark), Peterson, S (17, Roark), Paramore (4, Roark).
3B: Brown, C (5, Roark).
TB: Weeks 4; Horton 2; Cardenas; Brown, C 3; Valdez, A 4; Peterson, S 3; Gilbert; Sulentic; Paramore 2.
RBI: Gilbert (44), Peterson, S (45), Sulentic (36), Paramore (10), Cardenas (26).
Runners left in scoring position, 2 out: Sulentic; Brown, C 2; Valdez, A 3.
GIDP: Cardenas.
Team RISP: 5-for-18.
Team LOB: 11.

BASERUNNING

SB: Cardenas (4, 2nd base off Jones, B/Sarmiento).
CS: Weeks (5, 2nd base by Roark/Sarmiento).

FIELDING

DP: 2 (Peterson, S, Horton-Weeks-Peterson, S).

Frisco	IP	H	R	ER	BB	SO	HR	ERA
Roark (L, 10-5)	5.1	11	5	5	2	2	0	4.20
Jones, B	1.2	2	1	0	1	4	0	3.14
Garr	1.0	1	0	0	1	1	0	5.48
Totals	8.0	14	6	5	4	7	0	3.89

Midland	IP	H	R	ER	BB	SO	HR	ERA
Wright, M (W, 4-0)	7.0	5	0	0	0	2	0	2.33
Wagner, N	2.0	4	0	0	0	2	0	2.84
Totals	9.0	9	0	0	0	4	0	4.05

Pitches-strikes: Roark 103-63, Jones, B 31-18, Garr 23-15, Wright, M 73-53, Wagner, N 30-22.

Groundouts-flyouts: Roark 8-3, Jones, B 0-1, Garr 1-1, Wright, M 9-7, Wagner, N 3-1.

Batters faced: Roark 27, Jones, B 9, Garr 5, Wright, M 25, Wagner, N 9.

Inherited runners-scored: Jones, B 1-1.

Umpires: HP: Stu Scheurwater. 1B: Kelvin Bultron. 2B: . 3B: Brett Robson.

Weather: 89 degrees, clear.

Wind: 18 mph, R to L.

T: 2:29.

Att: 4,689.

Choose a highlighted category to sort. NOTE: Rate stats do not use qualifiers.

BATTERS	GI --GAMES BY POSITION--																												
	AVG	G	AB	R	H	2B	3B	HR	RBI	TB	BB	IBB	SO	SB	CS	OBP	SLG	OPS	SF	SAC	HBP	DP	1B	2B	3B	SS	OF	C	E
* Brown, Corey	.319	61	235	44	75	11	5	7	35	117	30	0	62	13	0	.397	.498	.895	1	0	1	4	0	0	0	0	54	0	4
* Cardenas, Adrian	.358	41	151	33	54	11	0	3	26	74	29	3	15	4	4	.457	.490	.948	5	0	3	6	0	14	21	0	0	0	8
Gilbert, Archie	.263	89	339	50	89	26	0	10	44	145	41	0	49	18	10	.348	.428	.776	3	1	5	9	0	0	0	79	0	2	
* Holt, J.C.	.243	37	152	21	37	3	1	2	14	48	8	0	33	7	0	.284	.316	.600	1	2	1	6	0	30	0	0	0	0	6
* Horton, Josh	.281	72	288	38	81	13	3	3	35	109	25	1	33	3	2	.342	.378	.720	3	0	3	7	0	0	0	70	0	0	10
* Maiewski, Val	.281	46	171	25	48	11	0	7	36	80	24	1	40	3	1	.369	.468	.837	2	0	1	7	1	0	0	0	34	0	0
* Napoleon, Dusty	.200	4	10	0	2	1	0	0	0	3	0	0	0	0	0	.385	.300	.685	0	0	0	1	0	0	0	0	0	4	1
Ortiz, Gabriel	.241	25	87	8	21	5	0	1	12	29	3	0	24	1	1	.272	.333	.605	1	0	1	4	1	0	0	0	0	25	2
# Paramore, Petey	.225	35	111	13	25	4	0	2	10	35	22	1	33	0	0	.358	.315	.674	0	0	1	5	0	0	0	0	0	35	2
* Peterson, Shane	.262	92	332	45	87	17	0	5	45	119	37	0	78	8	2	.352	.358	.710	4	0	11	7	32	0	0	0	51	0	3
* Sulentic, Matthew	.273	89	319	39	87	12	2	1	36	106	38	1	84	6	5	.351	.332	.683	3	3	2	8	0	0	0	70	0	3	
# Valdez, Alex	.273	97	384	67	105	21	7	10	54	170	34	3	92	7	0	.339	.443	.782	2	1	5	8	0	21	64	5	0	0	14
# Weeks, Jemile	.308	33	133	24	41	8	3	2	14	61	13	0	20	7	5	.380	.459	.839	1	0	3	0	0	33	0	0	0	0	5
Other	.231	220	757	83	175	38	7	10	87	257	82	4	200	12	10	.311	.339	.650	12	1	11	17							
Team Total	.267	103	3469	490	927	181	28	63	448	1353	389	14	763	89	40	.346	.390	.736	38	8	48	89							93

PITCHERS	W	L	ERA	G	GS	CG	SHO	SV	SVO	IP	H	R	ER	HR	HB	BB	IBB	SO	BK	WP	GO/AO	DP	WHIP	AVG	AB	TBF	SF	GF	HL
* Capra, Anthony	5	8	4.50	20	20	0	0	0	0	92.0	81	51	46	7	5	67	0	85	0	7	1.07	9	1.61	.240	337	417	3	0	0
De Los Santos, Fautino	0	2	6.38	13	0	0	0	0	1	18.1	18	14	13	1	2	8	0	30	0	2	1.36	0	1.42	.243	74	85	0	3	1
* Edell, Ryan	6	3	3.24	14	13	0	0	0	0	77.2	90	30	28	3	1	12	0	55	0	3	1.32	8	1.31	.288	312	328	0	0	0
* Figueroa, Pedro	1	6	5.30	13	13	0	0	0	0	71.1	84	45	42	6	2	29	1	57	5	4	1.39	3	1.58	.295	285	319	2	0	0
Friend, Justin	2	1	3.05	22	1	0	0	0	2	38.1	44	19	13	0	1	23	1	32	1	2	1.33	3	1.75	.295	149	177	2	3	4
* Gordon, Derrick	2	2	5.22	30	0	0	0	1	2	50.0	45	32	29	4	3	25	1	40	0	7	1.04	3	1.40	.245	184	219	3	5	4
* Hernandez, Carlos	8	2	5.03	19	18	0	0	0	0	93.0	108	55	52	4	2	41	0	65	0	3	1.40	7	1.60	.293	369	417	3	1	0
Holt, J.C.	1	0	15.43	2	0	0	0	0	0	2.1	4	4	4	0	0	2	0	0	0	0	1.33	0	2.57	.333	12	14	0	0	0
Leon, Arnold	0	0	6.23	3	0	0	0	0	0	4.1	6	3	3	1	0	3	0	1	0	2	1.20	0	2.08	.333	18	22	0	0	0
Lyman, Jeff	0	2	10.13	5	5	0	0	0	0	10.2	14	13	12	2	0	8	0	12	0	3	1.38	1	2.06	.311	45	53	0	0	0
* Maiewski, Val	0	0	0.00	1	0	0	0	1	1	1.0	1	0	0	0	0	0	0	1	0	0	0.00	0	1.00	.250	4	4	0	1	0
Ortiz, Gabriel	0	0	0.00	2	0	0	0	0	0	1.2	0	0	0	0	0	3	0	0	0	0	0.25	0	1.80	.000	5	8	0	2	0
Rav, Jason	3	3	4.41	24	0	0	0	0	1	34.2	37	22	17	4	1	21	1	17	0	10	1.05	3	1.67	.272	136	162	4	6	3
Sattler, Daniel	1	0	4.18	18	0	0	0	0	0	28.0	23	13	13	2	3	13	1	25	0	2	1.33	1	1.29	.225	102	120	0	8	4
Souza, Justin	2	2	3.15	27	0	0	0	6	6	40.0	35	16	14	1	0	19	2	38	0	3	0.57	3	1.35	.230	152	173	1	11	5
Storey, Mickey	3	3	4.01	30	1	0	0	5	7	51.2	43	28	23	5	3	15	2	45	1	3	1.28	3	1.12	.226	190	215	5	14	6
Wagner, Neil	4	1	2.84	20	0	0	0	0	2	31.2	33	15	10	0	0	18	3	32	0	1	1.61	5	1.61	.264	125	143	0	5	2
Wright, Matt	4	0	2.33	8	8	0	0	0	0	38.2	40	11	10	6	0	4	0	25	0	2	0.96	3	1.14	.265	151	157	1	0	0
Other	13	13	3.25	92	24	0	0	20	24	227.1	207	101	82	11	9	93	4	171	0	15	1.52	27	1.32	.244	848	963	6	44	9
Team Total	55	48	4.05	103	103	0	3	33	46	912.2	913	472	411	57	32	404	16	731	7	69	1.26	79	1.44	.261	3498	3996	30	103	30

KEY: * - lefthanded hitter/pitcher, # - switch hitter

Stockton Ports (49-55) 2, Lake Elsinore Storm (63-41) 1
July 29, 2010

	1	2	3	4	5	6	7	8	9	R	H	E
Lake Elsinore	0	1	0	0	0	0	0	0	0	1	1	0
Stockton	0	0	0	0	0	2	0	0	x	2	5	1

Lake Elsinore	AB	R	H	RBI	BB	SO	LOB	AVG	Stockton	AB	R	H	RBI	BB	SO	LOB	AVG
Davis, Bo, CF	1	0	0	0	2	1	0	.216	Mitchell, J, CF	4	1	1	0	0	3	0	.324
Figueroa, C, 2B	3	0	0	0	0	0	2	.314	Ladendorf, 2B	3	1	0	0	0	1	0	.277
Belnome, V, 3B	3	0	0	0	1	2	1	.257	Green, SS	4	0	1	1	0	1	0	.325
Decker, C, 1B	4	1	1	1	0	2	3	.271	Parker, S, 3B	2	0	1	0	2	0	2	.295
Decker, J, LF	4	0	0	0	0	2	3	.241	Spina, 1B	4	0	2	1	0	1	2	.256
Robertson, RF	3	0	0	0	0	0	0	.295	Carter, Y, C	3	0	0	0	0	0	4	.290
Dykstra, A, DH	2	0	0	0	2	2	1	.226	Barfield, RF	3	0	0	0	0	0	3	.247
1-Hansen, PR-DH	0	0	0	0	0	0	0	.159	Johnson, T, DH	2	0	0	0	1	0	0	.211
Lopez, J, SS	4	0	0	0	0	1	4	.260	Walton, LF	3	0	0	0	0	0	1	.259
Zornes, C	2	0	0	0	0	2	1	.170	Haviland, P	0	0	0	0	0	0	0	.000
McBryde, P	0	0	0	0	0	0	0	.000	Deal, P	0	0	0	0	0	0	0	.000
Gonzalez, E, P	0	0	0	0	0	0	0	.000	Smyth, P	0	0	0	0	0	0	0	.000
Herr, P	0	0	0	0	0	0	0	.000	Totals	28	2	5	2	3	6	12	.266
Totals	26	1	1	1	5	12	15	.267									

1-Ran for Dykstra, A in the 9th.

BATTING

HR: Decker, C (21, 2nd inning off Haviland, 0 on, 0 out).

TB: Decker, C 4.

RBI: Decker, C (72).

Runners left in scoring position, 2 out: Belnome, V; Lopez, J; Decker, J 2.

S: Davis, Bo; Figueroa, C.

GIDP: Figueroa, C.

Team RISP: 0-for-5.

Team LOB: 8.

FIELDING

DP: (Belnome, V-Figueroa, C-Decker, C).

BATTING

2B: Parker, S (29, McBryde), Mitchell, J (17, McBryde).

TB: Mitchell, J 2; Green; Parker, S 2; Spina 2.

RBI: Green (56), Spina (77).

Runners left in scoring position, 2 out: Barfield 2.

S: Ladendorf.

GIDP: Carter, Y.

Team RISP: 3-for-8.

Team LOB: 6.

FIELDING

E: Ladendorf (13, fielding).

DP: (Green-Ladendorf-Spina).

Lake Elsinore	IP	H	R	ER	BB	SO	HR	ERA	Stockton	IP	H	R	ER	BB	SO	HR	ERA
McBryde (L, 1-3)	5.1	5	2	2	2	4	0	3.80	Haviland (W, 7-6)	7.0	1	1	1	2	8	1	3.69
Gonzalez, E	1.2	0	0	0	0	1	0	5.91	Deal	0.0	0	0	0	1	0	0	3.76
Herr	1.0	0	0	0	1	1	0	2.84	Smyth (S, 17)	2.0	0	0	0	2	4	0	2.48
Totals	8.0	5	2	2	3	6	0	3.70	Totals	9.0	1	1	1	5	12	1	4.86

Deal pitched to 2 batters in the 8th.

WP: Deal.

IBB: Belnome, V (by Smyth).

HBP: Zornes (by Haviland), Robertson (by Haviland), Zornes (by Deal).

Groundouts-flyouts: McBryde 10-3, Gonzalez, E 3-1, Herr 0-2, Haviland 8-5, Deal 0-0, Smyth 2-0.

Batters faced: McBryde 23, Gonzalez, E 5, Herr 4, Haviland 26, Deal 2, Smyth 8.

Inherited runners-scored: Gonzalez, E 2-0, Smyth 2-0.

Umpires: HP: Tom Woodring. 1B: Greg Stanzak. 2B: . 3B: .

Weather: 90 degrees, clear.

Wind: 10 mph, Out to LF.

T: 2:41.

Att: 3,411.

Choose a highlighted category to sort. NOTE: Rate stats do not use qualifiers.

		GI ---GAMES BY POSITION---																											
BATTERS	AVG	G	AB	R	H	2B	3B	HR	RBI	TB	BB	IBB	SO	SB	CS	OBP	SLG	OPS	SF	SAC	HBP	DP	1B	2B	3B	SS	OF	C	E
Barfield, Jeremy	.247	100	381	52	94	15	0	9	55	136	40	1	67	1	1	.317	.357	.674	8	1	3	17	0	0	0	0	98	0	8
Carter, Yusuf	.290	16	62	11	18	3	0	7	18	42	3	0	15	1	0	.323	.677	1.000	0	0	0	1	0	0	0	0	1	10	2
Green, Grant	.325	96	403	71	131	27	5	11	56	201	29	2	93	6	5	.372	.499	.870	7	3	5	7	0	1	0	80	0	0	27
* Johnson, Todd	.211	59	223	28	47	7	3	5	27	75	17	1	50	4	3	.266	.336	.603	3	0	1	7	0	0	0	0	49	0	1
Ladendorf, Tyler	.277	90	350	42	97	22	3	2	26	131	16	0	79	17	3	.312	.374	.686	3	2	3	10	0	62	1	21	8	0	13
* Mitchell, Jermaine	.324	55	216	48	70	17	4	7	21	116	36	0	60	10	9	.427	.537	.964	0	0	3	0	0	0	0	0	52	0	4
Ortiz, Ryan	.277	58	188	35	52	12	1	8	35	90	36	0	47	1	0	.394	.479	.873	1	1	1	3	2	0	0	0	0	54	8
* Parker, Stephen	.295	103	383	71	113	29	2	15	68	191	65	1	74	3	1	.400	.499	.898	8	0	7	12	1	1	98	0	0	0	23
Pinckney, Brandon	.276	10	29	3	8	2	0	1	5	13	5	0	5	0	0	.371	.448	.820	1	2	0	0	0	9	0	0	0	0	1
Spina, Michael	.256	100	395	50	101	19	1	19	77	179	42	0	115	0	0	.333	.453	.786	3	0	5	9	85	2	4	0	0	0	13
# Thomas, David	.224	36	125	22	28	6	2	1	17	41	12	0	25	6	4	.310	.328	.638	1	1	4	0	0	0	0	0	31	0	2
Walton, Kent	.259	17	54	6	14	2	0	0	5	16	3	0	13	3	0	.293	.296	.589	1	1	0	0	0	0	0	0	10	0	0
Other	.234	230	757	94	177	34	5	14	90	263	109	2	198	13	17	.337	.347	.685	6	3	12	16							
Team Total	.266	104	3569	533	950	195	26	99	500	1494	414	7	842	65	43	.346	.419	.765	42	14	44	82							143

PITCHERS	W	L	ERA	G	GS	CG	SHO	SV	SVO	IP	H	R	ER	HR	HB	BB	IBB	SO	BK	WP	GO/AO	DP	WHIP	AVG	AB	TBF	SF	GF	HLD
* Barham, Trey	3	1	1.73	44	0	0	0	1	5	52.0	46	19	10	0	2	15	1	43	0	0	2.11	5	1.17	.237	194	215	3	8	12
Carignan, Andrew	2	2	6.37	27	0	0	0	0	2	29.2	28	29	21	2	4	31	0	39	0	6	2.20	3	1.99	.246	114	150	0	9	1
Deal, Scott	1	4	3.76	29	1	0	0	0	1	52.2	54	27	22	6	7	18	2	32	2	5	1.28	7	1.37	.263	205	233	1	4	3
Haviland, Shawn	7	6	3.69	21	21	0	0	0	0	117.0	122	61	48	11	15	29	0	128	1	9	0.87	8	1.29	.269	453	503	4	0	0
Hodsdon, Scott	1	1	6.84	33	0	0	0	0	1	48.2	67	53	37	2	4	27	1	38	1	5	1.74	7	1.93	.321	209	245	2	8	3
* Hornbeck, Ben	3	3	5.26	13	13	0	0	0	0	65.0	84	50	38	16	6	28	0	77	1	9	1.59	7	1.72	.313	268	307	3	0	0
Hunter, Brett	2	1	6.51	25	0	0	0	0	1	27.2	32	21	20	4	0	25	1	44	1	5	0.85	3	2.06	.294	109	137	2	6	5
Murray, Justin	7	3	4.15	17	14	1	0	0	1	80.1	89	38	37	8	1	41	1	64	0	5	1.14	5	1.62	.283	314	360	2	0	0
Pina, Jose	1	2	8.51	19	0	0	0	0	0	24.1	32	24	23	7	2	12	0	24	0	4	0.64	0	1.81	.317	101	118	2	5	5
Pinckney, Brandon	0	0	10.80	2	0	0	0	0	0	1.2	3	2	2	1	0	0	0	0	0	0	4.00	2	1.80	.500	6	6	0	2	0
Smyth, Paul	3	5	2.48	43	0	0	0	17	26	61.2	46	26	17	2	3	17	4	73	0	4	1.53	1	1.02	.203	227	252	0	31	1
Thomas, Daniel	0	0	8.71	9	0	0	0	1	2	10.1	7	11	10	0	2	13	1	13	0	3	0.78	0	1.94	.189	37	52	0	4	2
Tomko, Brett	0	1	8.50	4	4	0	0	0	0	18.0	28	17	17	8	3	3	0	15	0	2	0.77	0	1.72	.341	82	88	0	0	0
* Williamson, Fabian	2	0	4.38	6	6	0	0	0	0	24.2	30	12	12	3	2	16	0	24	0	1	1.24	4	1.86	.306	98	117	0	0	0
Other	17	26	5.43	109	45	0	0	3	4	310.0	352	204	187	35	17	115	2	268	0	20	0.93	20	1.51	.285	1235	1394	17	26	7
Team Total	49	55	4.86	104	104	1	1	22	43	923.2	1020	594	499	105	68	390	13	882	6	78	1.13	72	1.53	.279	3652	4177	36	103	39

KEY: * - lefthanded hitter/pitcher, # - switch hitter

Kane County Cougars (50-51) 7, Quad Cities River Bandits (60-39) 4
July 29, 2010

	1	2	3	4	5	6	7	8	9	R	H	E
Kane County	1	0	2	1	0	0	0	2	1	7	9	1
Quad Cities	0	1	1	0	0	0	1	1	0	4	10	0

Kane County	AB	R	H	RBI	BB	SO	LOB	AVG	Quad Cities	AB	R	H	RBI	BB	SO	LOB	AVG
Crumbliss, 2B	3	3	2	1	2	0	1	.256	Obregon, 2B	3	0	0	0	0	0	1	.192
House, CF	3	1	1	0	1	1	1	.267	Ahmady, 3B	2	0	1	0	0	1	1	.393
Aliotti, A, 1B	5	0	2	2	0	1	2	.288	Mateo, L, 3B-2B	4	1	2	1	0	0	1	.270
Stassi, C	4	0	1	1	0	1	1	.238	Goodwin, SS	4	0	1	0	1	0	3	.250
Christian, 3B	5	0	0	1	0	2	3	.253	Adams, 1B	4	0	1	0	0	1	3	.304
Richard, M, RF	4	0	0	0	0	0	1	.284	Parejo, CF	4	1	0	0	0	2	5	.202
Gilmartin, SS	3	1	1	0	1	1	0	.248	Beatty, DH	4	0	1	1	0	2	2	.244
Dixon, Ra, LF	2	2	1	2	2	0	0	.243	Stock, C	4	1	1	0	0	1	2	.200
Gil, DH	4	0	1	0	0	0	2	.225	Lara, E, RF	4	1	2	2	0	1	1	.235
Straily, P	0	0	0	0	0	0	0	.000	Rosario, Ra, LF	4	0	1	0	0	2	1	.190
Doolittle, P	0	0	0	0	0	0	0	.000	Fornataro, P	0	0	0	0	0	0	0	.000
Schultz, P	0	0	0	0	0	0	0	.000	Blazek, P	0	0	0	0	0	0	0	.000
Guzman, P	0	0	0	0	0	0	0	.000	Kiekhefer, P	0	0	0	0	0	0	0	.000
Totals	33	7	9	7	6	6	11	.248	Terry, P	0	0	0	0	0	0	0	.000
									Totals	37	4	10	4	1	10	20	.258

BATTING

2B: Crumbliss 2 (21, Fornataro, Fornataro).

HR: Dixon, Ra (7, 8th inning off Kiekhefer, 1 on, 2 out).

TB: Crumbliss 4; House; Aliotti, A 2; Stassi; Gilmartin; Dixon, Ra 4; Gil.

RBI: Aliotti, A 2 (55), Stassi (47), Christian (10), Crumbliss (45), Dixon, Ra 2 (38).

2-out RBI: Crumbliss; Dixon, Ra 2.

Runners left in scoring position, 2 out: Aliotti, A; Christian.

S: House.

SF: Stassi.

Team RISP: 3-for-8.

Team LOB: 7.

FIELDING

E: Christian (5, throw).

DP: (Aliotti, A-Gilmartin-Schultz).

BATTING

2B: Stock (12, Straily), Goodwin (4, Straily), Adams (32, Doolittle), Beatty (17, Schultz).

HR: Mateo, L (3, 3rd inning off Straily, 0 on, 0 out), Lara, E (13, 7th inning off Doolittle, 0 on, 0 out).

TB: Ahmady; Mateo, L 5; Goodwin 2; Adams 2; Beatty 2; Stock 2; Lara, E 5; Rosario, Ra.

RBI: Lara, E 2 (46), Mateo, L (30), Beatty (28).

Runners left in scoring position, 2 out: Parejo; Obregon; Beatty; Stock; Lara, E; Goodwin.

GIDP: Goodwin.

Team RISP: 1-for-14.

Team LOB: 8.

Kane County	IP	H	R	ER	BB	SO	HR	ERA	Quad Cities	IP	H	R	ER	BB	SO	HR	ERA
Straily (W, 8-7)	5.0	5	2	2	1	7	1	4.36	Fornataro (L, 7-9)	3.2	6	4	4	4	0	0	4.69
Doolittle (H, 2)	1.1	3	1	1	0	2	1	2.57	Blazek	2.1	1	0	0	0	3	0	3.14
Schultz (H, 3)	1.2	1	1	0	0	0	0	2.63	Kiekhefer	2.0	1	2	2	1	2	1	4.42
Guzman (S, 14)	1.0	1	0	0	0	1	0	3.60	Terry	1.0	1	1	1	1	1	0	3.47
Totals	9.0	10	4	3	1	10	2	3.96	Totals	9.0	9	7	7	6	6	1	3.71

WP: Straily.

HBP: Mateo, L (by Doolittle).

Groundouts-flyouts: Straily 6-2, Doolittle 2-0, Schultz 3-2, Guzman 1-1, Fornataro 7-2, Blazek 4-0, Kiekhefer 4-0, Terry 1-1.

Batters faced: Straily 21, Doolittle 8, Schultz 6, Guzman 4, Fornataro 20, Blazek 8, Kiekhefer 8, Terry 5.

Inherited runners-scored: Schultz 2-0, Blazek 2-0.

Ejections: Quad Cities River Bandits shortstop Ted Obregon ejected by 1B umpire Javier Cantu (5th).

Umpires: HP: Chris Nguyen. 1B: Javier Cantu. 2B: . 3B: .

Weather: 81 degrees, clear.

Wind: 1 mph, Varies.

T: 3:04.

Att: 3,714.

Choose a highlighted category to sort. NOTE: Rate stats do not use qualifiers.

BATTERS	GI ---GAMES BY POSITION---																													
	AVG	G	AB	R	H	2B	3B	HR	RBI	TB	BB	IBB	SO	SB	CS	OBP	SLG	OPS	SF	SAC	HBP	DP	1B	2B	3B	SS	OF	C	E	
Affinito, Christopher	.155	31	103	11	16	4	0	3	14	29	12	0	49	0	0	.246	.282	.527	2	1	1	1	2	0	0	0	0	6	4	
* Aliotti, Anthony	.288	97	333	53	96	18	0	4	55	126	70	1	101	13	3	.412	.378	.790	6	3	4	5	92	0	0	0	0	0	9	
* Christian, Jason	.253	24	91	12	23	5	0	1	10	31	4	2	24	4	1	.289	.341	.629	1	0	1	1	0	1	13	7	0	0	5	
* Crisotomo, Jose	.250	16	56	9	14	1	0	0	10	15	1	0	8	1	0	.263	.268	.531	0	3	0	1	0	0	0	0	15	0	0	
* Crumbless, Conner	.256	97	351	66	90	21	2	2	45	121	86	0	66	20	7	.403	.345	.747	6	4	4	5	0	84	0	0	11	0	9	
Dixon, Rashun	.243	83	301	44	73	15	2	7	38	113	43	0	91	6	5	.352	.375	.728	2	0	9	3	0	0	0	0	78	0	1	
Gil, Leonardo	.225	88	320	44	72	16	4	9	55	123	22	0	77	3	2	.280	.384	.665	6	2	5	8	0	0	76	6	0	0	13	
# Gilmartin, Michael	.248	91	319	32	79	23	3	4	40	120	36	0	90	13	5	.332	.376	.709	3	5	6	7	0	0	0	89	0	0	22	
House, Tyreece	.267	85	307	63	82	7	1	1	19	94	63	0	61	25	10	.399	.306	.706	2	4	6	6	0	0	0	0	78	0	4	
Nunez, Juan	.160	32	106	8	17	2	0	1	9	22	5	0	35	0	1	.204	.208	.411	1	1	1	1	0	0	0	0	0	31	8	
Richard, Myrio	.284	87	328	44	93	27	2	1	29	127	33	0	49	11	7	.355	.387	.742	1	2	4	7	0	0	0	0	77	0	6	
Stassi, Max	.238	82	315	39	75	18	1	12	47	131	26	0	110	3	3	.304	.416	.720	3	1	5	8	0	0	0	0	0	68	11	
Other	.239	124	443	47	106	26	2	3	56	145	31	0	115	9	5	.298	.327	.625	3	3	7	14								
Team Total	.248	101	3373	472	836	183	17	48	427	1197	432	3	876	108	49	.339	.355	.694	36	29	53	67								125
PITCHERS	W	L	ERA	G	GS	CG	SHO	SV	SVO	IP	H	R	ER	HR	HB	BB	IBB	SO	BK	WP	GO/AO	DP	WHIP	AVG	AB	TBF	SF	GF	HLD	
Doolittle, Ryan	0	0	2.57	5	0	0	0	0	0	7.0	9	2	2	2	1	0	0	6	0	0	2.00	1	1.29	.300	30	31	0	3	2	
Gil, Leonardo	0	1	13.50	1	0	0	0	0	0	0.2	0	1	1	0	0	4	0	1	0	0	0.00	0	6.00	.000	2	6	0	1	0	
Gilliam, Robert	5	6	4.20	18	18	0	0	0	0	100.2	99	51	47	7	5	33	0	87	2	9	0.65	5	1.31	.261	379	427	7	0	0	
Guzman, Jose	3	1	3.60	34	0	0	0	14	16	40.0	38	20	16	2	1	13	0	41	1	5	1.09	1	1.28	.247	154	170	1	29	1	
Hoehn, Connor	6	3	2.59	32	0	0	0	1	2	66.0	44	21	19	3	5	27	1	83	0	5	0.91	0	1.08	.186	237	275	1	6	5	
* Huttenlocker, Anthony	1	1	2.86	23	0	0	0	1	1	34.2	31	11	11	1	1	11	0	38	1	1	1.38	1	1.21	.240	129	142	1	6	1	
* Krol, Ian	7	4	2.74	20	19	0	0	0	0	98.2	79	37	30	4	6	17	1	71	3	1	1.29	4	0.97	.218	363	395	5	1	0	
Lansford, Josh	0	1	5.29	29	0	0	0	0	1	34.0	42	22	20	4	3	14	0	35	2	5	0.63	1	1.65	.304	138	157	2	13	2	
Mederos, Chris	3	3	2.10	8	6	0	0	0	0	34.1	28	14	8	0	2	7	0	28	0	3	1.57	1	1.02	.212	132	142	0	0	0	
Nunez, Juan	0	0	0.00	1	0	0	0	0	0	0.1	0	0	0	0	0	1	0	0	0	0	0.00	0	3.00	.000	1	2	0	1	0	
* Peterson, Max	3	2	2.88	22	0	0	0	2	5	34.1	20	11	11	3	2	18	1	48	0	6	1.60	2	1.11	.174	115	141	2	12	1	
Schultz, Bo	4	1	2.63	31	0	0	0	0	1	54.2	41	20	16	1	9	25	2	47	2	3	3.15	7	1.21	.207	198	234	1	11	3	
Smalley, Kenny	0	1	10.13	3	2	0	0	0	0	8.0	10	9	9	0	0	7	0	9	0	0	0.75	0	2.13	.294	34	41	0	0	0	
Smith, Murphv	5	0	4.63	10	9	0	0	0	0	56.1	60	37	29	1	6	13	1	46	1	1	1.72	3	1.30	.271	221	247	4	0	0	
Straily, Daniel	8	7	4.36	21	21	0	0	0	0	109.1	103	57	53	11	6	47	3	114	0	8	1.22	9	1.37	.256	403	463	5	0	0	
Other	5	20	5.08	74	26	0	0	2	5	216.1	228	145	122	20	19	96	1	215	3	30	1.44	20	1.50	.271	840	971	8	18	10	
Team Total	50	51	3.96	101	101	0	4	20	31	895.1	832	458	394	59	66	333	10	869	15	77	1.25	55	1.30	.246	3376	3844	37	101	25	

KEY: * - lefthanded hitter/pitcher, # - switch hitter

Vancouver Canadians (19-21) 3, Boise Hawks (19-21) 1
 July 29, 2010

	1	2	3	4	5	6	7	8	9	R	H	E
Vancouver	0	1	0	0	0	2	0	0	0	3	5	1
Boise	1	0	0	0	0	0	0	0	0	1	6	0

Vancouver	AB	R	H	RBI	BB	SO	LOB	AVG	Boise	AB	R	H	RBI	BB	SO	LOB	AVG
Leyja, 2B	3	0	0	0	1	0	2	.200	Ramirez, A, RF	4	1	2	0	0	1	0	.364
LeVier, CF	4	1	2	1	0	1	1	.500	LePage, DH	4	0	1	0	0	1	1	.347
Landaeta, RF	4	0	1	0	0	0	1	.313	Morelli, LF	3	0	1	0	1	0	1	.252
Thompson, T, 3B	3	0	0	0	1	0	0	.308	Jones, R, 1B	3	0	1	1	0	0	1	.318
Kirkland, SS	4	0	1	1	0	1	0	.292	Harrington, 3B	3	0	0	0	1	2	3	.143
Kirby-Jones, 1B	4	1	1	1	0	2	3	.220	Soto, SS	3	0	0	0	1	2	2	.267
Whitaker, LF	4	0	0	0	0	2	0	.179	Alcantara, Ar, 2B	4	0	1	0	0	0	2	.243
Fabiaschi, DH	1	0	0	0	1	0	0	.231	Gibbs, C	3	0	0	0	0	0	2	.103
Petitti, C	3	1	0	0	0	0	2	.091	Na, CF	3	0	0	0	0	3	3	.231
Thomson, P	0	0	0	0	0	0	0	.000	Fitzgerald, P	0	0	0	0	0	0	0	.000
Quigley, P	0	0	0	0	0	0	0	.000	Jokisch, P	0	0	0	0	0	0	0	.000
Christensen, P	0	0	0	0	0	0	0	.000	Rice, P	0	0	0	0	0	0	0	.000
Tenholder, P	0	0	0	0	0	0	0	.000	Totals	30	1	6	1	3	9	15	.262
Griffin, P	0	0	0	0	0	0	0	.000									
Totals	30	3	5	3	3	6	9	.248									

BATTING

HR: Kirby-Jones (6, 2nd inning off Fitzgerald, 0 on, 2 out).
 TB: LeVier 2; Landaeta; Kirkland; Kirby-Jones 4.
 RBI: Kirby-Jones (17), LeVier (1), Kirkland (17).
 2-out RBI: Kirby-Jones; LeVier; Kirkland.
 Runners left in scoring position, 2 out: Kirby-Jones 2; Leyja.
 GIDP: Landaeta.
 Team RISP: 2-for-4.
 Team LOB: 4.

FIELDING

E: Thompson, T (11, throw).
 Outfield assists: Landaeta (LePage at 1st base).
 DP: 3 (Kirkland-Kirby-Jones, Landaeta-Kirby-Jones, Kirkland-Leyja-Kirby-Jones).

BATTING

TB: Ramirez, A 2; LePage; Morelli; Jones, R; Alcantara, Ar.
 RBI: Jones, R (30).
 Runners left in scoring position, 2 out: Na; Alcantara, Ar.
 GIDP: Harrington; Alcantara, Ar.
 Team RISP: 1-for-7.
 Team LOB: 6.

BASERUNNING

SB: Ramirez, A (7, 2nd base off Thomson/Petitti).
 CS: Ramirez, A (7, 2nd base by Quigley/Petitti).

FIELDING

DP: 2 (Jones, R, Soto-Alcantara, Ar-Jones, R).

Vancouver	IP	H	R	ER	BB	SO	HR	ERA	Boise	IP	H	R	ER	BB	SO	HR	ERA
Thomson	2.0	2	1	1	1	3	0	4.50	Fitzgerald	5.0	2	1	1	1	3	1	4.70
Quigley (W, 2-2)	4.0	2	0	0	1	2	0	3.75	Jokisch (L, 2-2)	3.0	3	2	2	2	3	0	7.71
Christensen (H, 1)	1.1	2	0	0	1	2	0	3.80	Rice	1.0	0	0	0	0	0	0	0.00
Tenholder (H, 2)	0.2	0	0	0	0	0	0	2.96	Totals	9.0	5	3	3	3	6	1	4.58
Griffin (S, 6)	1.0	0	0	0	0	2	0	3.48									
Totals	9.0	6	1	1	3	9	0	3.47									

WP: Griffin, Jokisch.

HBP: Jones, R (by Griffin), Fabiaschi (by Jokisch).

Groundouts-flyouts: Thomson 2-1, Quigley 8-1, Christensen 1-1, Tenholder 0-1, Griffin 0-1, Fitzgerald 9-1, Jokisch 6-0, Rice 0-3.

Batters faced: Thomson 9, Quigley 13, Christensen 7, Tenholder 1, Griffin 4, Fitzgerald 16, Jokisch 15, Rice 3.

Inherited runners-scored: Tenholder 1-0.

Umpires: HP: Matt Springer. 1B: John Silva. 2B: . 3B: .

Weather: 96 degrees, partly cloudy.

Wind: 1 mph, Varies.

T: 2:30.

Att: 2,525.

Choose a highlighted category to sort. NOTE: Rate stats do not use qualifiers.

GI ---GAMES BY POSITION---

BATTERS	AVG	G	AB	R	H	2B	3B	HR	RBI	TB	BB	IBB	SO	SB	CS	OBP	SLG	OPS	SF	SAC	HBP	DP	1B	2B	3B	SS	OF	C	E	
Affinito, Christopher	.320	16	50	5	16	3	0	1	7	22	15	0	17	0	0	.493	.440	.933	1	0	3	0	5	0	0	0	0	1	1	
* Bercume, Jeff	.302	34	139	13	42	7	0	0	14	49	10	0	18	4	3	.353	.353	.705	2	4	2	2	0	0	0	0	26	0	1	
Castillo, Gernaldo	.135	14	37	3	5	1	0	0	2	6	5	0	8	1	0	.238	.162	.400	0	1	0	1	0	8	3	3	0	0	8	
* Crisotomo, Jose	.267	13	45	4	12	0	0	0	4	12	1	1	9	1	2	.283	.267	.549	0	1	0	2	0	0	0	0	12	0	0	
Fabiaschi, Michael	.231	19	52	8	12	1	1	0	0	15	11	0	13	2	1	.394	.288	.682	0	2	3	0	0	9	1	5	0	0	2	
* Hurley, Zachary	.240	17	50	8	12	4	0	0	2	16	2	0	10	0	0	.269	.320	.589	0	1	0	3	0	0	0	0	13	0	1	
Kirby-Jones, A.J.	.220	40	132	20	29	4	0	6	17	51	30	1	40	1	1	.377	.386	.764	1	0	4	5	33	0	0	0	0	0	5	
Kirkland, Wade	.292	34	144	15	42	10	2	0	17	56	5	0	29	2	1	.314	.389	.703	3	0	1	6	0	0	0	34	0	0	15	
Landaeta, Douglas	.313	38	150	14	47	9	1	1	20	61	10	1	18	2	5	.358	.407	.765	1	1	1	6	0	0	0	0	37	0	1	
* LeVier, Mitch	.500	2	8	2	4	1	0	0	1	5	0	0	3	0	0	.500	.625	1.125	0	1	0	0	0	0	0	0	2	0	0	
Levia, Nino	.200	26	100	10	20	2	0	1	5	25	10	0	18	0	0	.281	.250	.531	2	1	2	1	0	23	2	0	0	0	7	
Lipkin, Ryan	.213	25	89	7	19	7	0	1	18	29	5	0	18	0	1	.253	.326	.578	1	1	0	2	0	0	0	0	0	20	1	
Luis, Marcos	.185	9	27	1	5	0	0	0	1	5	0	0	3	0	0	.214	.185	.399	0	0	1	2	3	0	4	0	0	0	2	
Nester, John	.240	7	25	3	6	1	0	0	2	7	4	0	8	0	0	.345	.280	.625	0	0	0	0	0	0	0	0	0	5	1	
Petitti, Daniel	.091	17	44	1	4	0	0	0	3	4	5	0	16	0	0	.180	.091	.271	1	2	0	2	0	0	0	0	0	17	2	
Thompson, Tony	.308	32	120	16	37	6	0	3	12	52	12	0	21	0	1	.381	.433	.814	0	0	2	2	0	0	32	0	0	0	11	
Tripp, Jordan	.125	18	56	9	7	1	0	0	2	8	7	0	21	0	2	.246	.143	.389	0	2	2	1	0	0	0	0	16	0	1	
Wells, Jeremy	.231	6	13	1	3	0	0	0	1	3	3	0	4	1	0	.412	.231	.643	0	0	1	1	0	3	0	0	0	0	0	
Whitaker, John	.179	18	56	4	10	0	0	0	7	10	7	0	13	2	1	.262	.179	.440	2	1	0	2	0	0	0	0	16	0	0	
Team Total	.248	40	1337	144	332	57	4	13	135	436	142	3	287	16	18	.327	.326	.653	14	18	22	38								66
PITCHERS	W	L	ERA	G	GS	CG	SHO	SV	SVO	IP	H	R	ER	HR	HB	BB	IBB	SO	BK	WP	GO/AO	DP	WHIP	AVG	AB	TBF	SF	GF	HLD	
Bowman, Josh	0	1	4.15	7	0	0	0	0	0	8.2	13	9	4	0	1	1	0	10	0	1	1.67	0	1.62	.310	42	45	1	2	1	
* Brown, Jacob	1	2	2.93	11	0	0	0	0	1	15.1	16	6	5	0	0	3	0	16	0	2	2.00	1	1.24	.271	59	63	1	2	2	
Christensen, Kyle	0	1	3.80	6	5	0	0	0	0	21.1	20	9	9	2	0	9	0	14	0	1	0.96	2	1.36	.253	79	89	0	0	1	
Doolittle, Ryan	2	0	0.00	6	0	0	0	0	0	16.0	7	3	0	0	0	1	0	18	0	0	2.88	3	0.50	.127	55	58	0	0	0	
Griffin, A.J.	1	1	3.48	9	0	0	0	6	6	10.1	7	6	4	0	2	4	1	11	0	2	0.58	2	1.06	.194	36	42	0	8	0	
Hart, Mike	1	1	1.06	13	0	0	0	6	8	17.0	21	4	2	0	0	5	0	27	0	2	1.44	1	1.53	.304	69	76	0	7	0	
Hasebrock, Blake	0	0	6.00	5	0	0	0	0	0	6.0	8	4	4	0	1	3	1	5	0	1	0.63	0	1.83	.348	23	30	2	4	0	
Jimenez, Devvi	2	3	3.67	8	8	0	0	0	0	41.2	42	19	17	2	2	9	1	29	1	3	1.62	8	1.22	.268	157	170	2	0	0	
Joseph, Jonathan	1	1	2.68	8	8	0	0	0	0	40.1	37	17	12	0	5	14	0	35	1	3	0.78	2	1.26	.240	154	175	2	0	0	
Long, Nathan	5	2	3.35	8	8	0	0	0	0	43.0	52	19	16	1	0	14	1	24	1	2	2.10	5	1.53	.306	170	185	1	0	0	
McDaniel, Dan	1	1	7.50	11	0	0	0	0	1	12.0	15	17	10	0	1	11	0	11	0	0	2.43	3	2.17	.300	50	63	0	5	2	
* Quigley, Ryan	2	2	3.75	12	0	0	0	0	1	24.0	28	11	10	0	1	9	0	14	0	1	3.23	3	1.54	.289	97	107	0	3	1	
* Ramirez, Anvioris	1	3	4.13	7	7	0	0	0	0	28.1	29	16	13	3	3	9	0	24	2	1	3.14	4	1.34	.266	109	123	0	0	0	
Tenholder, Daniel	1	0	2.96	14	0	0	0	1	3	24.1	21	11	8	0	1	8	1	25	0	0	0.57	0	1.19	.231	91	101	1	2	2	
Thomson, Matthew	0	2	4.50	7	4	0	0	0	0	18.0	18	9	9	0	2	4	0	22	0	1	1.00	1	1.22	.254	71	77	0	0	0	
Thornton, Zachary	0	1	4.22	7	0	0	0	0	1	10.2	14	10	5	1	0	5	0	16	0	0	1.33	0	1.78	.318	44	51	1	0	2	
Tyson, Drew	0	0	2.08	4	0	0	0	0	0	4.1	7	1	1	0	0	3	0	1	0	1	0.43	0	2.31	.368	19	22	0	2	1	
Vidal, Pedro	1	0	4.66	13	0	0	0	0	0	19.1	27	10	10	0	0	7	0	14	0	1	0.91	0	1.76	.325	83	91	1	5	3	
Team Total	19	21	3.47	40	40	0	1	13	21	360.2	382	181	139	9	19	119	5	316	5	22	1.40	35	1.39	.271	1408	1568	12	40	15	

KEY: * - lefthanded hitter/pitcher, # - switch hitter

	1	2	3	4	5	6	7	8	9	R	H	E
AZL Giants	0	1	0	0	0	0	0	0	1	2	4	5
AZL Athletics	0	0	0	0	0	0	1	1	1	3	6	2

One out when winning run scored.

AZL Giants	AB	R	H	RBI	BB	SO	LOB	AVG
Willoughby, 2B	3	0	0	0	0	0	1	.278
Hobson, DH	3	0	0	0	1	3	2	.294
Staley, C	4	0	0	0	0	1	2	.212
Cutspec, B, 1B	4	0	0	0	0	1	1	.316
Cuevas, SS	4	0	1	0	0	0	0	.250
Windster, RF	2	1	0	0	2	1	0	.333
1-Lopez, Jo, PR	0	1	0	0	0	0	0	.204
Jones, CF	0	0	0	0	0	0	0	.264
Rodriguez, Ra, LF-RF	4	0	1	0	0	2	2	.225
Nordgren, CF-LF	3	0	1	1	1	2	1	.333
Eshleman, 3B	3	0	1	0	0	2	2	.228
Joaquin, P	0	0	0	0	0	0	0	.000
Willis, P	0	0	0	0	0	0	0	.000
Dunnington, P	0	0	0	0	0	0	0	.000
Schumer, P	0	0	0	0	0	0	0	.000
Mcculley, P	0	0	0	0	0	0	0	.000
Wilson, C, P	0	0	0	0	0	0	0	.000
Montero, R, P	0	0	0	0	0	0	0	.000
Totals	30	2	4	1	4	12	11	.266

1-Ran for Windster in the 9th.

BATTING

2B: Nordgren (1, Vail), Eshleman (3, Macias).
TB: Cuevas; Rodriguez, Ra; Nordgren 2; Eshleman 2.
RBI: Nordgren (1).
2-out RBI: Nordgren.
Runners left in scoring position, 2 out: Eshleman; Rodriguez, Ra; Hobson; Staley.
S: Willoughby.
Team RISP: 2-for-7.
Team LOB: 6.

BASERUNNING

SB: Willoughby (15, 2nd base off Duran, O/Galarraga), Cuevas (1, 2nd base off Duran, O/Galarraga), Windster (3, 3rd base off Vail/Galarraga).
CS: Cuevas (4, 3rd base by Duran, O/Galarraga).

FIELDING

E: Cutspec, B (2, pickoff), Schumer (1, fielding), Cuevas 2 (6, throw, throw), Staley (2, throw).
Outfield assists: Jones (Clime at 3rd base).

AZL Giants	IP	H	R	ER	BB	SO	HR	ERA
Joaquin	1.0	0	0	0	0	2	0	0.00
Willis	1.0	1	0	0	0	0	0	0.00
Dunnington	2.1	1	0	0	1	5	0	0.54
Schumer	1.2	1	0	0	1	2	0	0.00
Mcculley (H, 1)	0.2	0	1	0	1	2	0	0.00
Wilson, C (BS, 1)	1.1	1	1	0	0	1	0	1.42
Montero, R (L, 1-1)	0.1	2	1	1	1	0	0	3.72
Totals	8.1	6	3	1	4	12	0	3.33

WP: Schumer, Macias.

IBB: Pan (by Montero, R).

HBP: Marte, M (by Wilson, C).

Groundouts-flyouts: Joaquin 0-1, Willis 2-1, Dunnington 1-0, Schumer 2-1, Mcculley 0-0, Wilson, C 1-2, Montero, R 1-0, Vail 4-1, Duran, O 1-2, Mye 0-0, Macias 2-2.

Batters faced: Joaquin 3, Willis 4, Dunnington 9, Schumer 8, Mcculley 3, Wilson, C 7, Montero, R 4, Vail 12, Duran, O 11, Mye 3, Macias 9.

Inherited runners-scored: Schumer 1-0, Wilson, C 1-1.

Umpires: HP: Carlos Martinez. 1B: T.J. Cunningham. 2B: . 3B: .

Weather: 79 degrees, cloudy.

Wind: 4 mph, In from LF.

T: 3:03 (:34 delay)

AZL Athletics	AB	R	H	RBI	BB	SO	LOB	AVG
Pan, SS	4	0	0	0	1	1	1	.230
Consigli, R, LF-RF	5	0	1	1	0	3	2	.347
Tripp, CF	4	0	1	0	0	1	0	.417
Marte, M, 1B	3	0	0	0	0	1	0	.237
1-Ramsey, PR	0	1	0	0	0	0	0	.095
Peralta, J, 3B	0	0	0	0	0	0	0	.231
Soto, R, DH	3	0	0	0	1	0	1	.200
Galarraga, C	4	0	3	0	0	1	3	.200
Rojas, K, RF	2	0	0	0	0	1	2	.250
Garcia, El, LF	1	1	0	0	1	0	1	.169
Clime, 2B	3	0	1	0	1	2	2	.237
Santana, J, 3B-1B	3	1	0	0	0	2	3	.210
Vail, P	0	0	0	0	0	0	0	.000
Duran, O, P	0	0	0	0	0	0	0	.000
Mye, P	0	0	0	0	0	0	0	.000
Macias, P	0	0	0	0	0	0	0	.000
Totals	32	3	6	1	4	12	15	.231

1-Ran for Marte, M in the 8th.

BATTING

2B: Tripp (2, Schumer).
TB: Consigli, R; Tripp 2; Galarraga 3; Clime.
RBI: Consigli, R (12).
Runners left in scoring position, 2 out: Rojas, K; Consigli, R 2; Santana, J; Galarraga 2; Garcia, El.
S: Santana, J.
Team RISP: 2-for-11.
Team LOB: 10.

BASERUNNING

SB: Galarraga 2 (3, 2nd base off Dunnington/Staley, 2nd base off Willis/Staley), Ramsey (2, 2nd base off Wilson, C/Staley).

FIELDING

E: Pan 2 (6, fielding, throw).

AZL Athletics	IP	H	R	ER	BB	SO	HR	ERA
Vail	3.0	1	1	0	1	2	0	0.66
Duran, O	3.0	1	0	0	2	5	0	2.59
Mye	1.0	0	0	0	0	3	0	2.84
Macias (W, 2-0)	2.0	2	1	0	1	2	0	0.00
Totals	9.0	4	2	0	4	12	0	3.63

Choose a highlighted category to sort. NOTE: Rate stats do not use qualifiers.

GI ---GAMES BY POSITION---

BATTERS	AVG	G	AB	R	H	2B	3B	HR	RBI	TB	BB	IBB	SO	SB	CS	OBP	SLG	OPS	SF	SAC	HBP	DP	1B	2B	3B	SS	OF	C	E
Brazoban, Yeudy	.206	18	68	7	14	3	1	2	8	25	0	0	16	2	0	.203	.368	.571	1	0	0	4	0	0	0	0	12	0	1
Clime, Neudy	.238	22	80	14	19	2	1	1	9	26	5	0	21	6	1	.282	.325	.607	0	1	0	0	0	18	3	0	0	0	7
* Consiqli, Royce	.347	19	75	12	26	5	4	0	12	39	11	0	14	2	1	.420	.520	.940	2	0	0	0	0	0	0	0	18	0	2
Galarraga, Joel	.200	16	55	6	11	2	0	0	4	13	5	0	18	3	0	.274	.236	.511	1	0	1	0	0	0	0	0	11	2	
Garcia, Elvis	.169	21	59	11	10	0	1	0	5	12	7	0	13	4	1	.254	.203	.457	1	1	0	1	0	0	0	0	20	0	0
Lopez, Diomendes	.220	19	50	2	11	4	0	0	3	15	6	0	23	0	0	.328	.300	.628	0	0	2	2	0	0	0	0	0	18	3
Marte, Miquel	.237	29	114	12	27	3	0	3	15	39	2	0	46	1	0	.263	.342	.605	0	1	2	2	28	0	0	0	0	2	4
# Martinez, Hiram	.069	12	29	3	2	0	0	0	1	2	4	0	11	1	0	.182	.069	.251	0	1	0	0	0	0	0	11	0	0	8
# Pan, Zhi Fang	.230	22	74	13	17	4	1	0	3	23	9	2	12	0	2	.313	.311	.624	0	1	0	2	0	2	0	16	0	0	6
Peralta, Jensi	.231	20	65	6	15	3	1	0	2	20	0	0	25	0	1	.231	.308	.538	0	0	0	0	0	0	12	9	0	0	8
* Ramsey, Rashad	.095	10	21	4	2	0	1	0	2	4	0	0	8	2	0	.091	.190	.281	1	0	0	0	0	0	0	0	5	0	1
Rojas, Kelvin	.250	14	44	5	11	2	0	0	5	13	3	0	8	1	0	.298	.295	.593	0	1	0	1	0	0	0	0	11	0	0
Santana, Jonatan	.210	24	81	12	17	4	1	0	9	23	6	0	25	1	0	.286	.284	.570	1	1	3	2	7	7	15	0	0	0	4
Shaw, Anthione	.167	16	30	4	5	0	1	0	4	7	6	0	13	3	0	.306	.233	.539	0	0	0	0	0	0	0	0	13	0	0
Soto, Ramon	.200	8	25	3	5	2	1	0	4	9	4	0	5	0	0	.355	.360	.715	0	0	2	0	0	0	0	0	0	5	0
Tripp, Jordan	.417	3	12	2	5	2	1	0	3	9	1	0	2	0	0	.462	.750	1.212	0	0	0	0	0	0	0	0	3	0	0
Other	.273	45	161	29	44	13	2	1	21	64	21	0	39	9	1	.359	.398	.756	1	0	1	1							
Team Total	.231	30	1043	145	241	49	16	7	110	343	90	2	299	35	7	.297	.329	.626	8	7	11	15							51

PITCHERS	W	L	ERA	G	GS	CG	SHO	SV	SVO	IP	H	R	ER	HR	HB	BB	IBB	SO	BK	WP	GO/AO	DP	WHIP	AVG	AB	TBF	SF	GF	HLD
Adames, Joselito	1	2	5.79	8	5	0	0	0	0	28.0	28	18	18	0	3	9	0	33	0	9	4.00	0	1.32	.246	114	127	0	0	1
Avila, Andres	0	1	2.45	4	0	0	0	1	1	3.2	1	1	1	1	0	0	0	4	0	0	1.33	0	0.27	.091	11	12	1	2	0
Bailey, Andrew	0	0	2.84	4	0	0	0	0	0	6.1	4	7	2	0	3	5	0	5	0	1	1.80	0	1.42	.167	24	33	0	1	1
Chitwood, Logan	0	0	2.84	6	0	0	0	1	1	6.1	3	3	2	0	0	3	0	10	0	4	0.80	0	0.95	.136	22	26	0	3	0
* Duran, Omar	1	1	2.59	8	2	0	0	0	0	24.1	23	17	7	0	2	12	0	31	1	8	1.53	2	1.44	.247	93	108	1	1	0
Frankoff, Seth	2	3	2.28	8	4	0	0	0	0	27.2	14	8	7	0	1	14	0	35	1	6	1.72	0	1.01	.146	96	114	2	2	0
* Hughes, Ryan	1	0	0.00	1	0	0	0	0	0	1.1	0	0	0	0	0	0	0	1	0	0	0.50	0	0.00	.000	4	4	0	0	0
* Larsen, Aaron	3	1	3.45	8	0	0	0	0	1	15.2	10	7	6	2	0	4	0	13	0	1	0.83	1	0.89	.179	56	60	0	3	1
Macias, Jose	2	0	0.00	4	0	0	0	0	0	6.1	3	1	0	0	0	1	0	4	0	1	0.36	0	0.63	.143	21	23	0	3	0
Menna, J.C.	0	1	8.10	7	0	0	0	0	0	10.0	14	12	9	0	2	4	0	7	1	3	1.22	1	1.80	.326	43	50	1	0	1
Murphy, Sean	2	0	4.09	6	0	0	0	0	0	11.0	9	6	5	0	0	5	1	19	0	1	2.50	1	1.27	.214	42	48	0	3	0
* Mve, Charles	1	1	2.84	9	0	0	0	0	0	12.2	13	4	4	2	0	4	0	13	0	0	1.18	0	1.34	.260	50	54	0	4	1
Paez, Argenis	3	1	2.62	7	4	0	0	0	0	34.1	35	15	10	2	2	7	0	23	0	3	4.20	2	1.22	.257	136	147	2	1	0
Skaalen, Chris	0	0	15.19	6	0	0	0	0	0	5.1	19	10	9	0	1	2	0	3	0	2	0.83	0	3.94	.576	33	37	1	2	0
Tyson, Drew	0	0	3.24	6	0	0	0	0	1	8.1	7	3	3	0	0	1	0	12	0	1	0.86	0	0.96	.226	31	33	1	2	0
* Urlaub, Jeff	0	0	1.93	8	0	0	0	0	1	14.0	12	4	3	0	1	3	1	13	1	0	4.40	3	1.07	.240	50	54	0	1	0
Vail, Tyler	0	0	0.66	7	6	0	0	0	0	13.2	7	3	1	0	4	6	0	13	0	4	1.45	2	0.95	.149	47	57	0	0	0
Ynoa, Michael	0	1	5.00	3	3	0	0	0	0	9.0	6	5	5	1	1	4	0	11	0	3	1.29	1	1.11	.188	32	37	0	0	0
Other	0	2	4.80	17	6	0	0	0	0	30.0	36	20	16	4	4	1	0	43	1	3	2.00	1	1.23	.298	121	127	0	2	3
Team Total	16	14	3.63	30	30	0	0	2	5	268.0	244	144	108	12	24	85	2	293	5	50	1.78	14	1.23	.238	1026	1151	9	30	8

KEY: * - lefthanded hitter/pitcher, # - switch hitter

Oakland Athletics
 Organization Leaders
 (As of 07/30/2010 02:57 AM EDT)

BATTING TOP 10 (minimum 2.7 PA/team game)

PITCHING TOP 10 (minimum 0.8 IP/team game)

BATTER	CLUB	AVG	G	AB	R	H	HR	RBI
Consigli, Royce	ATH	.347	19	75	12	26	0	12
Tolleson, Steven	SAC	.327	69	245	49	80	9	38
Green, Grant	STK	.325	96	403	71	131	11	56
Landaeta, Douglas	VAN	.313	38	150	14	47	1	20
Baisley, Jeff	SAC	.311	71	273	35	85	6	46
Thompson, Tony	VAN	.308	32	120	16	37	3	12
Bercume, Jeff	VAN	.302	34	139	13	42	0	14
Cardenas, Adrian	MID	.302	72	265	47	80	4	36
Sogard, Eric	SAC	.301	102	379	56	114	2	45
Horton, Josh	MID	.299	80	318	43	95	5	41

PITCHER	CLUB	W-L	ERA	IP	H	BB	SO
Frankoff, Seth	ATH	2-3	2.28	27.2	14	14	35
Duran, Omar	ATH	1-1	2.59	24.1	23	12	31
Paez, Argenis	ATH	3-1	2.62	34.1	35	7	23
Krol, Ian	KC	7-4	2.74	98.2	79	17	71
Joseph, Jonathan	VAN	1-4	3.28	57.2	54	25	53
Long, Nathan	VAN	5-2	3.35	43.0	52	14	24
Mortensen, Clay	SAC	11-4	3.45	125.1	117	35	90
Middleton, Kyle	SAC	6-7	3.58	98.0	93	41	69
Jimenez, Deyvi	VAN	2-3	3.67	41.2	42	9	29
Haviland, Shawn	STK	7-6	3.74	120.1	128	31	131

HOME RUNS

WINS

Carter, Chris	SAC	24
Spina, Michael	STK	19
Donaldson, Josh	SAC	16
Parker, Stephen	STK	15
Stassi, Max	KC	12

Mortensen, Clay	SAC	11
Hernandez, Carlos	MID	8
Smith, Murphy	KC	8
Straily, Daniel	KC	8
5 others tied at 7.		

RBI

SAVES

Spina, Michael	STK	77
Carter, Chris	SAC	76
Parker, Stephen	STK	68
Donaldson, Josh	SAC	63
Taylor, Michael	SAC	61

Smyth, Paul	STK	17
Guzman, Jose	KC	14
Lansford, Jared	SAC	12
Rodriguez, Henry	SAC	11
6 others tied at 6.		

STOLEN BASES

STRIKEOUTS

Wimberly, Corey	SAC	42
House, Tyreace	KC	25
Crumbliss, Conner	KC	20
Gilbert, Archie	MID	18
Ladendorf, Tyler	STK	17

Haviland, Shawn	STK	131
Marks, Justin	STK	119
Straily, Daniel	KC	114
Hornbeck, Ben	STK	103
Banwart, Travis	SAC	92

TEAM STATISTICS

TEAM BATTING	AVG	AB	R	H	HR	BB	SO	SB	CS	TEAM PITCHING	W-L	ERA	H	CG	SHO	SV	HR	BB	SO
Midland	.267	3469	490	927	63	389	763	89	40	Vancouver	19-21	3.47	382	0	1	13	9	119	316
Stockton	.266	3569	533	950	99	414	842	65	43	AZL Athletics	16-14	3.63	244	0	0	2	12	85	293
Sacramento	.264	3604	587	953	106	430	786	104	36	Kane County	50-51	3.96	832	0	4	20	59	333	869
Kane County	.248	3373	472	836	48	432	876	108	49	Midland	55-48	4.05	913	0	3	33	57	404	731
Vancouver	.248	1337	144	332	13	142	287	16	18	Sacramento	58-48	4.09	936	1	4	27	90	401	796
AZL Athletics	.231	1043	145	241	7	90	299	35	7	Stockton	49-55	4.86	1020	1	1	22	105	390	882