




OAKLAND ATHLETICS

Minor League Report

Oakland Athletics Baseball Company • 7000 Coliseum Way • Oakland, CA 94621
510-638-4900 • Public Relations Facsimile 510-562-1633 • www.oaklandathletics.com

Tuesday, August 3, 2010




SACRAMENTO RIVER CATS
Triple-A – Pacific Coast League
Manager: Tony DeFrancesco

Yesterday: Loss vs. Las Vegas, 13-5 **Standing:** 60-50, 2nd, 2.0 GB
Today: vs. Las Vegas 7:05 pm PT
Probables: RHP Kyle Middleton (6-7, 3.58) vs. LHP Luis Perez (3-3, 6.49)

River Cats Notables

- **IF Dallas McPherson** went 3 for 4 and hit his 11th home run of the season yesterday.
- **OF Corey Wimberly** has hit safely in 14 of his last 16 games and is batting .379 (25 for 66) during that stretch...leads the Pacific Coast League with 44 stolen bases.
- **OF Michael Taylor** had his seven-game hitting streak snapped yesterday but has hit safely in 25 of his last 28 games (.333, 35 for 105).
- **IF Chris Carter** is second in the PCL in extra-base hits (54), tied for third in home runs (24), is fourth in runs scored (75) and total bases (205) and tied for fourth in walks (63).



KANE COUNTY COUGARS
Single-A – Midwest League
Manager: Aaron Nieckula

Yesterday: Loss vs. Burlington, 6-3 **Standing:** 21-15, 2nd, 3.0 GB
Today: vs. Cedar Rapids 4:30 pm PT
Probables: RHP Dan Straily (8-7, 4.36) vs. LHP Stephen Locke (6-3, 3.68)

Cougars Notables

- **OF Rashun Dixon** went 3 for 5 with a double and two RBI yesterday...has now hit safely in eight of his past nine games and is batting .394 (13 for 33) during that span.
- **IF Jason Christian** has hit safely in eight of his last 11 games (.317, 13 for 41).
- **IF Conner Crumbliss** ranks first in the Midwest League in walks (88) and fifth in runs scored (69).
- **LHP Ian Krol** ranks first in the ML in opponents batting average (.211), second in WHIP (0.95) and fifth in ERA (2.60).




MIDLAND ROCKHOUNDS
Double-A – Texas League
Manager: Darren Bush

Yesterday: Win at Corpus Christi, 5-1 **Standing:** 21-16, 1st, -- GB
Today: at Frisco 5:00 pm PT
Probables: RHP Matt Wright (4-0, 2.33) vs. RHP Elizardo Ramirez (4-4, 5.13)

RockHounds Notables

- **RHP Ryan Edell** threw seven shutout innings yesterday (6 h, 0 bb, 3 so) to improve to 7-3...is 4-0 with a 2.00 ERA (6 er in 27.0 ip) over his past four starts.
- **IF Adrian Cardenas** had his eight-game hitting streak snapped yesterday and is batting .316 (12 for 38) over his last nine games...has reached base safely in 41 of his past 44 games and is hitting .351 (59 for 168) over that stretch.
- **IF Alex Valdez** is tied for first in the Texas League in triples (7), is second in runs scored (67) and is fifth in hits (107).



VANCOUVER CANADIANS
Single-A (Short Season) – Northwest League
Manager: Rick Magnante

Yesterday: Win at Boise, 7-4 **Standing:** 4-2, T-1st, -- GB
Today: at Everett 7:05 pm PT
Probables: TBA vs. RHP Chris Sorce (3-2, 4.30)

Canadians Notables

- **RHP A.J. Griffin** pitched a scoreless ninth yesterday to earn his ninth save, which leads the Northwest League.
- **OF Jeff Bercume** has hit safely in 12 of his last 14 games and is batting .350 (21 for 60) over that stretch.
- **IF Tony Thompson** has hit safely in nine of 11 games and is batting .333 (15 for 45) with four-multiple hit games during that span.
- **OF Douglas Landaeta** has hit safely in 22 of his past 26 games (.303, 33 for 109)...is second in the NL in hits (52) and fifth in batting average (.310).




STOCKTON PORTS
Single-A – California League
Manager: Steve Scarsone

Yesterday: Off day **Standing:** 20-17, 2nd, 4.0 GB
Today: at San Jose 7:00 pm PT
Probables: LHP Fabian Williamson (2-0, 4.38) vs. RHP Kyle Nicholson (6-8, 6.33)

Ports Notables

- **OF Jermaine Mitchell** has hit safely in 16 of his past 18 games (.405, 30 for 74) and has nine multiple-hit games during that span.
- **IF Grant Green** is second in the California League in hits (135), tied for second in doubles (30), tied for fourth in runs scored (77), is fifth in total bases (211) and is seventh in batting average (.325).
- **IF Stephen Parker** is tied for second in the CL in doubles (30), is third in walks (66) and is fifth in extra-base hits (48).



ARIZONA A'S
Rookie – Arizona League
Manager: Marcus Jensen

Yesterday: Off day **Standing:** 18-15, 2nd, 4.5 GB
Today: vs. Padres 7:00 pm PT
Probables: TBA vs. TBA

A's Notables

- **OF Royce Consigli** ranks fourth in the Arizona League in slugging percentage (.519) and is sixth in hitting (.346).
- **RHP Argenis Paez** is tied for the AL lead in wins (4) and is eighth in ERA (2.97).

MINOR LEAGUE TRANSACTIONS

July 30 Reinstated Travis Buck from the DL and optioned him to SAC
July 30 Transferred Jonathan Joseph from VAN to KC
July 30 Transferred Ryan Pineda from VAN to AZ
July 31 Optioned Cedrick Bowers from OAK to SAC
Aug. 1 Reinstated John Halama (SAC) from the DL
Aug. 1 Transferred Graham Godfrey from SAC to MID
Aug. 1 Placed Justin Souza (MID) on the DL with a right elbow strain
Aug. 1 Transferred Mitch LeVier from VAN to KC
Aug. 1 Placed Myrio Richard (KC) on the DL with a right ankle sprain

Las Vegas 51s (53-57) 13, Sacramento River Cats (60-50) 5
August 2, 2010

	1	2	3	4	5	6	7	8	9	R	H	E
Las Vegas	1	1	1	0	9	0	0	1	0	13	10	1
Sacramento	0	0	0	0	4	0	0	1	0	5	8	0

Las Vegas	AB	R	H	RBI	BB	SO	LOB	AVG
McCoy, SS	4	2	0	1	2	0	1	.308
Hoffpauir, J, 2B	4	0	1	0	1	0	1	.305
Arencibia, C	4	3	2	1	2	1	2	.306
Jacobs, 1B	2	1	0	2	2	1	0	.308
Lane, DH	4	1	2	1	1	0	1	.249
Emaus, 3B	2	2	1	2	2	0	0	.305
Perales, CF	5	1	1	3	0	2	5	.328
Mathews, LF	4	1	1	1	1	1	4	.335
Calderone, RF	5	2	2	2	0	1	1	.228
Mills, P	0	0	0	0	0	0	0	.000
Roenicke, P	0	0	0	0	0	0	0	.000
Totals	34	13	10	13	11	6	15	.297

Sacramento	AB	R	H	RBI	BB	SO	LOB	AVG
Wimberly, CF	5	0	1	1	0	2	4	.290
Tolleson, SS	4	1	1	0	0	0	1	.314
Carter, LF	4	0	0	0	0	1	1	.251
Taylor, M, DH	4	0	0	0	0	0	0	.273
Buck, T, RF	4	1	1	1	0	1	1	.227
Donaldson, C	3	1	0	0	1	1	1	.236
McPherson, 1B	4	1	3	3	0	0	0	.256
Heether, 3B	4	0	1	0	0	2	1	.239
Sogard, 2B	3	1	1	0	1	2	1	.298
Mortensen, P	0	0	0	0	0	0	0	.000
Hernandez, F, P	0	0	0	0	0	0	0	.000
James, P	0	0	0	0	0	0	0	.000
Hunton, P	0	0	0	0	0	0	0	.000
Price, P	0	0	0	0	0	0	0	.200
Totals	35	5	8	5	2	9	10	.263

BATTING

2B: Mathews (14, Mortensen), Perales (5, Hernandez, F).
3B: Calderone (5, Hernandez, F).
HR: Arencibia (31, 3rd inning off Mortensen, 0 on, 1 out).
TB: Hoffpauir, J; Arencibia 5; Lane 2; Emaus; Perales 2; Mathews 2; Calderone 4.
RBI: Jacobs 2 (4), Mathews (32), Arencibia (79), Lane (20), Emaus 2 (29), Perales 3 (10), Calderone 2 (31), McCoy (13).
Runners left in scoring position, 2 out: McCoy; Mathews 2.
S: Hoffpauir, J.
SF: Jacobs; Emaus.
Team RISP: 4-for-12.
Team LOB: 8.

BATTING

2B: Buck, T (2, Mills), Wimberly (12, Mills).
HR: McPherson (11, 5th inning off Mills, 2 on, 1 out).
TB: Wimberly 2; Tolleson; Buck, T 2; McPherson 6; Heether; Sogard.
RBI: McPherson 3 (44), Wimberly (40), Buck, T (9).
2-out RBI: Wimberly.
Runners left in scoring position, 2 out: Tolleson; Donaldson.
GIDP: Wimberly.
Team RISP: 1-for-5.
Team LOB: 5.

BASERUNNING

SB: Emaus (5, 2nd base off Mortensen/Donaldson), McCoy (10, 2nd base off Mortensen/Donaldson).

FIELDING

E: Emaus (12, fielding).
DP: (Mills-Arencibia-Jacobs).

Las Vegas	IP	H	R	ER	BB	SO	HR	ERA
Mills (W, 8-4)	7.0	6	4	4	2	4	1	4.20
Roenicke	2.0	2	1	0	0	5	0	3.24
Totals	9.0	8	5	4	2	9	1	6.09

Sacramento	IP	H	R	ER	BB	SO	HR	ERA
Mortensen (L, 11-5)	4.1	4	7	7	5	2	1	3.82
Hernandez, F	0.2	4	5	5	2	1	0	5.80
James	2.0	1	0	0	1	2	0	0.00
Hunton	1.0	1	1	1	2	0	0	3.28
Price	1.0	0	0	0	1	1	0	0.00
Totals	9.0	10	13	13	11	6	1	4.13

IBB: Arencibia (by Mortensen).

Pitches-strikes: Mills 99-63, Roenicke 33-23, Mortensen 86-48, Hernandez, F 23-13, James 28-19, Hunton 27-15, Price 21-12.

Groundouts-flyouts: Mills 5-11, Roenicke 1-0, Mortensen 6-3, Hernandez, F 1-0, James 2-1, Hunton 2-1, Price 1-0.

Batters faced: Mills 28, Roenicke 9, Mortensen 22, Hernandez, F 8, James 8, Hunton 6, Price 4.

Inherited runners-scored: Hernandez, F 3-3.

Umpires: HP: Mark Ripperger. 1B: Will Robinson. 2B: . 3B: Brad Purdom.

Weather: 84 degrees, clear.

Wind: 9 mph, Out to CF.

T: 2:59.

Att: 6,949.

Choose a highlighted category to sort. NOTE: Rate stats do not use qualifiers.

		GI ---GAMES BY POSITION---																													
<u>BATTERS</u>		<u>AVG</u>	<u>G</u>	<u>AB</u>	<u>R</u>	<u>H</u>	<u>2B</u>	<u>3B</u>	<u>HR</u>	<u>RBI</u>	<u>TB</u>	<u>BB</u>	<u>IBB</u>	<u>SO</u>	<u>SB</u>	<u>CS</u>	<u>OBP</u>	<u>SLG</u>	<u>OPS</u>	<u>SF</u>	<u>SAC</u>	<u>HBP</u>	<u>DP</u>	<u>1B</u>	<u>2B</u>	<u>3B</u>	<u>SS</u>	<u>OF</u>	<u>C</u>	<u>E</u>	
	Baisley, Jeff	.253	23	87	13	22	6	0	2	13	34	7	2	24	1	0	.337	.391	.728	0	0	4	3	4	0	18	0	0	0	1	
*	Buck, Travis	.227	12	44	7	10	2	2	1	9	19	4	0	14	1	2	.302	.432	.734	3	0	2	0	0	0	0	0	9	0	0	
	Carter, Chris	.251	107	402	75	101	28	2	24	76	205	63	1	120	1	0	.357	.510	.867	5	0	6	7	94	0	0	0	15	0	12	
	Donaldson, Josh	.236	83	284	51	67	12	1	18	67	135	42	2	75	3	1	.331	.475	.807	7	0	2	15	3	0	8	0	1	63	9	
	Heether, Adam	.232	48	142	27	33	8	0	1	13	44	30	0	31	5	2	.376	.310	.686	2	0	4	2	0	0	18	0	29	0	1	
T	Heether, Adam	.239	98	326	57	78	15	1	10	41	125	53	1	66	7	3	.358	.383	.741	5	0	10	6	0	0	68	0	29	0	7	
*	McPherson, Dallas	.256	57	219	30	56	10	2	11	44	103	15	1	70	1	0	.308	.470	.778	1	0	2	3	11	0	19	0	0	0	3	
	Price, Jared	.200	5	15	1	3	1	0	1	4	7	2	0	6	0	0	.300	.467	.767	2	0	1	0	0	0	0	0	0	5	1	
	Recker, Anthony	.226	51	155	16	35	7	1	5	22	59	13	0	43	0	0	.282	.381	.663	2	0	0	2	0	0	0	0	0	41	4	
*	Sogard, Eric	.298	104	386	57	115	19	4	2	45	148	53	1	49	13	6	.384	.383	.767	2	1	2	5	0	86	14	0	0	0	9	
	Taylor, Michael	.273	93	341	55	93	19	5	5	62	137	38	1	68	11	4	.351	.402	.752	2	0	4	18	0	0	0	0	88	0	7	
	Tolleson, Steven	.314	73	261	50	82	17	2	9	38	130	35	0	45	8	2	.401	.498	.899	2	4	4	4	0	5	13	48	6	0	16	
#	Wimberly, Corey	.290	105	411	70	119	12	5	2	40	147	37	1	52	44	15	.365	.358	.723	2	11	13	11	0	8	8	27	71	0	12	
	Other	.251	281	974	150	244	52	6	29	134	395	107	6	215	19	6	.329	.406	.735	1	5	8	19								
	Team Total	.263	110	3727	603	982	194	30	110	568	1566	446	15	816	107	38	.348	.420	.768	31	21	52	89								107
<u>PITCHERS</u>		<u>W</u>	<u>L</u>	<u>ERA</u>	<u>G</u>	<u>GS</u>	<u>CG</u>	<u>SHO</u>	<u>SV</u>	<u>SVO</u>	<u>IP</u>	<u>H</u>	<u>R</u>	<u>ER</u>	<u>HR</u>	<u>HB</u>	<u>BB</u>	<u>IBB</u>	<u>SO</u>	<u>BK</u>	<u>WP</u>	<u>GO/AO</u>	<u>DP</u>	<u>WHIP</u>	<u>AVG</u>	<u>AB</u>	<u>TBF</u>	<u>SF</u>	<u>GF</u>	<u>HLD</u>	
	Banwart, Travis	2	2	5.67	8	5	0	0	0	1	33.1	40	22	21	5	0	14	0	36	0	1	0.74	0	1.62	.296	135	151	1	0	1	
	Benacka, Michael	4	2	3.67	28	0	0	0	3	5	34.1	19	15	14	4	1	21	0	45	0	6	1.07	2	1.17	.165	115	141	2	11	2	
*	Blackley, Travis	1	1	1.63	7	4	0	0	0	0	27.2	23	5	5	2	2	13	0	30	0	0	0.59	0	1.30	.223	103	119	1	0	0	
*	Bowers, Cedrick	1	1	2.91	20	0	0	0	0	1	21.2	13	8	7	1	1	12	0	31	0	0	0.89	1	1.15	.167	78	92	0	6	6	
*	DiNardo, Lenny	2	5	3.52	9	9	1	0	0	0	46.0	56	27	18	5	3	14	1	28	0	1	1.56	8	1.52	.303	185	203	0	0	0	
	Giese, Dan	0	0	1.74	8	0	0	0	0	0	10.1	9	2	2	2	0	2	0	4	0	0	0.63	0	1.06	.225	40	42	0	1	1	
*	Halama, John	4	1	5.57	11	11	0	0	0	0	63.0	80	43	39	11	0	18	2	26	0	1	1.72	12	1.56	.321	249	271	1	0	0	
	Hernandez, Fernando	3	6	5.80	33	4	0	0	2	3	59.0	68	49	38	7	5	23	1	50	0	4	0.98	1	1.54	.282	241	276	3	12	1	
	Hunton, Jon	5	3	3.28	38	0	0	0	0	2	49.1	51	21	18	4	0	18	2	29	0	2	0.78	3	1.40	.263	194	215	3	10	6	
	James, Justin	0	0	0.00	6	0	0	0	0	0	7.0	6	0	0	0	0	4	1	8	0	0	0.86	0	1.43	.231	26	31	0	2	1	
*	Kilby, Brad	0	0	5.54	12	0	0	0	0	0	13.0	18	8	8	0	1	6	0	18	0	0	0.43	0	1.85	.327	55	63	0	3	2	
	Lansford, Jared	1	0	6.48	7	0	0	0	0	0	8.1	11	6	6	0	1	4	0	6	0	1	1.11	1	1.80	.314	35	40	0	1	1	
	McBeth, Marcus	0	1	6.46	14	0	0	0	0	2	15.1	18	14	11	2	0	16	1	14	0	2	0.68	2	2.22	.290	62	80	2	5	3	
	Middleton, Kyle	6	7	3.58	22	13	0	0	1	1	98.0	93	50	39	9	3	41	1	69	0	4	0.94	12	1.37	.255	365	413	0	4	1	
	Mortensen, Clay	11	5	3.82	20	20	0	0	0	0	129.2	121	67	55	11	2	40	2	92	0	10	1.86	17	1.24	.251	483	534	5	0	0	
	Price, Jared	0	0	0.00	1	0	0	0	0	0	1.0	0	0	0	0	0	1	0	1	0	0	1.00	0	1.00	.000	3	4	0	1	0	
	Ramirez, Edwar	3	2	3.93	26	0	0	0	0	1	34.1	33	15	15	4	0	16	3	26	0	4	0.88	1	1.43	.256	129	149	1	6	4	
	Ross, Tyson	1	1	2.21	5	5	0	0	0	0	20.1	14	5	5	0	3	12	0	25	0	0	5.40	4	1.28	.215	65	82	0	0	0	
	Other	16	13	4.50	128	39	0	0	22	26	305.2	295	186	153	25	17	148	7	284	3	17	0.86	14	1.45	.253	1165	1352	15	47	5	
	Team Total	60	50	4.13	110	110	1	4	28	42	977.1	968	543	448	92	39	423	21	822	3	53	1.06	78	1.42	.260	3728	4258	34	109	34	

KEY: * - lefthanded hitter/pitcher, # - switch hitter

Midland RockHounds (56-51) 5, Corpus Christi Hooks (49-58) 1
August 2, 2010

	1	2	3	4	5	6	7	8	9	R	H	E
Midland	0	0	0	0	0	4	0	1	0	5	7	0
Corpus Christi	0	0	0	0	0	0	0	1	1	9	0	0

Midland	AB	R	H	RBI	BB	SO	LOB	AVG	Corpus Christi	AB	R	H	RBI	BB	SO	LOB	AVG
Weeks, 2B	3	1	0	0	2	0	0	.303	Parejo, LF	4	0	3	0	0	0	0	.333
Horton, SS	4	1	2	0	1	0	0	.280	Cartwright, 2B	4	0	1	0	0	1	4	.308
Cardenas, DH	5	1	0	0	0	0	6	.349	Blum, SS	4	0	0	0	0	0	3	.222
Majewski, V, LF	4	1	2	1	1	1	2	.277	Martinez, J.D., RF	3	1	0	0	1	1	1	.242
Brown, C, CF	3	1	2	4	1	1	1	.322	Affronti, 3B	4	0	1	0	0	1	0	.267
Valdez, A, 3B	3	0	1	0	1	0	1	.268	Gaston, CF	3	0	2	0	0	0	2	.262
Peterson, S, 1B	4	0	0	0	0	1	5	.252	Florentino, DH	4	0	0	0	0	1	5	.264
Sulentic, RF	4	0	0	0	0	0	5	.270	Van Ostrand, 1B	4	0	2	1	0	0	1	.235
Paramore, C	3	0	0	0	1	0	0	.207	Santangelo, C	4	0	0	0	0	0	3	.218
Edell, P	0	0	0	0	0	0	0	.000	Villar, P	0	0	0	0	0	0	0	1.000
Sattler, P	0	0	0	0	0	0	0	.000	Nevarez, P	0	0	0	0	0	0	0	.000
Sewell, P	0	0	0	0	0	0	0	.000	Abreu, E, P	0	0	0	0	0	0	0	.000
Storey, M, P	0	0	0	0	0	0	0	.000	Totals	34	1	9	1	1	4	19	.252
Totals	33	5	7	5	7	3	20	.264									

BATTING

2B: Brown, C (12, Nevarez).
HR: Brown, C (8, 6th inning off Villar, 2 on, 1 out).
TB: Horton 2; Majewski, V 2; Brown, C 6; Valdez, A.
RBI: Majewski, V (38), Brown, C 4 (39).
Runners left in scoring position, 2 out: Sulentic 3; Valdez, A; Majewski, V.
Team RISP: 3-for-12.
Team LOB: 8.

FIELDING

DP: 2 (Horton-Weeks-Peterson, S, Valdez, A-Weeks-Peterson, S).

BATTING

2B: Cartwright (2, Edell).
TB: Parejo 3; Cartwright 2; Affronti; Gaston 2; Van Ostrand 2.
RBI: Van Ostrand (35).
2-out RBI: Van Ostrand.
Runners left in scoring position, 2 out: Blum; Florentino; Santangelo.
GIDP: Cartwright; Florentino.
Team RISP: 1-for-7.
Team LOB: 8.

BASERUNNING

SB: Gaston (11, 2nd base off Edell/Paramore).

FIELDING

Outfield assists: Parejo (Paramore at home).
DP: (Parejo-Santangelo).

Midland	IP	H	R	ER	BB	SO	HR	ERA	Corpus Christi	IP	H	R	ER	BB	SO	HR	ERA
Edell (W, 7-3)	7.0	6	0	0	0	3	0	2.98	Villar (L, 3-6)	7.0	4	4	4	3	1	1	4.60
Sattler	1.0	1	0	0	0	0	0	3.86	Nevarez	1.0	3	1	1	4	1	0	4.91
Sewell	0.2	2	1	1	1	1	0	6.75	Abreu, E	1.0	0	0	0	0	1	0	3.91
Storey, M (S, 6)	0.1	0	0	0	0	0	0	4.00	Totals	9.0	7	5	5	7	3	1	3.60
Totals	9.0	9	1	1	1	4	0	3.98									

Nevarez pitched to 3 batters in the 9th.

Balk: Villar.

IBB: Valdez, A (by Nevarez).

HBP: Gaston (by Edell).

Pitches-strikes: Edell 99-68, Sattler 7-4, Sewell 17-10, Storey, M 6-3, Villar 89-52, Nevarez 43-20, Abreu, E 5-4.

Groundouts-flyouts: Edell 10-6, Sattler 1-1, Sewell 0-1, Storey, M 1-0, Villar 7-11, Nevarez 0-1, Abreu, E 0-0.

Batters faced: Edell 26, Sattler 4, Sewell 5, Storey, M 1, Villar 28, Nevarez 10, Abreu, E 2.

Inherited runners-scored: Storey, M 2-0, Abreu, E 3-0.

Ejections: Corpus Christi Hooks Manager Wes Clements ejected by HP umpire Brian Hertzog (9th).

Umpires: HP: Brian Hertzog. 1B: Alex Ortiz. 2B: . 3B: Jeff Gosney.

Weather: 89 degrees, clear.

Wind: 12 mph, R to L.

T: 2:35.

Att: 4,936.

Choose a highlighted category to sort. NOTE: Rate stats do not use qualifiers.

BATTERS	AVG	G	AB	R	H	2B	3B	HR	RBI	TB	BB	IBB	SO	SB	CS	OBP	SLG	OPS	SF	SAC	GI ---GAMES BY POSITION---										
																					HBP	DP	1B	2B	3B	SS	OF	C	E		
* Brown, Corey	.322	65	242	45	78	12	5	8	39	124	35	1	66	14	0	.411	.512	.923	1	0	2	4	0	0	0	0	57	0	4		
* Cardenas, Adrian	.349	45	169	34	59	12	0	3	26	80	31	3	18	4	6	.447	.473	.920	5	0	3	7	0	15	23	0	0	0	10		
Gilbert, Archie	.261	92	352	51	92	26	0	10	44	148	42	0	51	21	10	.346	.420	.766	3	1	5	9	0	0	0	82	0	2			
* Holt, J.C.	.243	37	152	21	37	3	1	2	14	48	8	0	33	7	0	.284	.316	.600	1	2	1	6	0	30	0	0	0	6			
* Horton, Josh	.280	75	300	40	84	13	3	3	35	112	27	1	35	3	2	.342	.373	.716	3	0	3	8	0	0	0	73	0	10			
* Majewski, Val	.277	50	188	27	52	12	0	8	38	88	26	1	46	3	1	.364	.468	.832	2	0	1	8	2	0	0	37	0	0			
* Napoleon, Dusty	.200	4	10	0	2	1	0	0	0	3	3	0	0	0	0	.385	.300	.685	0	0	0	1	0	0	0	0	4	1			
Ortiz, Gabriel	.233	26	90	8	21	5	0	1	12	29	4	0	24	1	1	.271	.322	.593	1	0	1	4	1	0	0	0	26	2			
# Paramore, Petev	.207	38	121	13	25	4	0	2	10	35	24	1	36	0	0	.342	.289	.632	0	0	1	5	0	0	0	0	38	2			
* Peterson, Shane	.252	96	345	45	87	17	0	5	45	119	40	0	82	8	2	.345	.345	.690	4	0	11	7	35	0	0	51	0	3			
* Sulentic, Matthew	.270	93	333	41	90	13	2	1	36	110	40	1	87	8	5	.349	.330	.680	3	3	2	8	0	0	0	73	0	3			
# Valdez, Alex	.268	101	400	67	107	21	7	10	55	172	35	4	96	7	0	.333	.430	.763	2	1	5	8	0	21	66	6	0	14			
# Weeks, Jemile	.303	36	145	25	44	9	3	2	16	65	16	0	20	7	5	.380	.448	.828	2	0	3	0	0	36	0	0	0	5			
Other	.231	220	757	83	175	38	7	10	87	257	82	4	200	12	10	.311	.339	.650	12	1	11	17									
Team Total	.264	107	3604	500	953	186	28	65	457	1390	413	16	794	95	42	.345	.386	.730	39	8	49	92						95			

PITCHERS	W	L	ERA	G	GS	CG	SHO	SV	SVO	IP	H	R	ER	HR	HB	BB	IBB	SO	BK	WP	GO/AO	DP	WHIP	AVG	AB	TBF	SF	GF	HL
De Los Santos, Fautino	0	2	6.05	14	0	0	0	0	1	19.1	18	14	13	1	2	8	0	32	0	2	1.25	0	1.34	.234	77	88	0	3	2
* Edell, Ryan	7	3	2.98	15	14	0	0	0	0	84.2	96	30	28	3	2	12	0	58	0	3	1.31	10	1.28	.285	337	354	0	0	0
* Figueroa, Pedro	1	6	5.30	13	13	0	0	0	0	71.1	84	45	42	6	2	29	1	57	5	4	1.39	3	1.58	.295	285	319	2	0	0
Friend, Justin	2	2	3.18	24	1	0	0	0	2	39.2	46	20	14	0	1	23	1	35	1	2	1.33	3	1.74	.299	154	182	2	5	4
* Gordon, Derrick	2	2	5.05	31	0	0	0	1	2	51.2	47	33	29	4	3	26	1	42	0	7	1.02	3	1.41	.245	192	228	3	5	4
* Hernandez, Carlos	8	2	4.68	20	19	0	0	0	0	100.0	113	55	52	4	2	42	0	75	0	3	1.34	7	1.55	.286	395	444	3	1	0
Holt, J.C.	1	0	15.43	2	0	0	0	0	0	2.1	4	4	4	0	0	2	0	0	0	0	1.33	0	2.57	.333	12	14	0	0	0
Leon, Arnold	0	0	6.23	3	0	0	0	0	0	4.1	6	3	3	1	0	3	0	1	0	2	1.20	0	2.08	.333	18	22	0	0	0
Lyman, Jeff	0	2	6.89	6	6	0	0	0	0	15.2	17	13	12	2	0	9	0	16	0	4	1.14	1	1.66	.270	63	72	0	0	0
* Majewski, Val	0	0	0.00	1	0	0	0	1	1	1.0	1	0	0	0	0	0	0	1	0	0	0.00	0	1.00	.250	4	4	0	1	0
Ortiz, Gabriel	0	0	0.00	2	0	0	0	0	0	1.2	0	0	0	0	0	3	0	0	0	0	0.25	0	1.80	.000	5	8	0	2	0
Ray, Jason	3	3	4.41	24	0	0	0	0	1	34.2	37	22	17	4	1	21	1	17	0	10	1.05	3	1.67	.272	136	162	4	6	3
Sattler, Daniel	1	0	3.86	20	0	0	0	0	0	30.1	27	13	13	2	3	14	2	26	0	2	1.35	1	1.35	.243	111	131	0	8	4
* Sewell, Lance	0	0	6.75	2	0	0	0	0	0	1.1	2	1	1	0	0	1	0	1	0	0	0.00	0	2.25	.333	6	7	0	0	0
Souza, Justin	2	2	3.38	28	0	0	0	6	6	40.0	35	17	15	1	0	20	2	38	0	3	0.57	3	1.38	.230	152	174	1	11	5
Storey, Mickev	3	3	4.00	32	1	0	0	6	9	54.0	46	29	24	5	3	16	2	47	1	3	1.24	3	1.15	.230	200	226	5	15	6
Wagner, Neil	4	2	3.09	21	0	0	0	0	3	32.0	35	16	11	0	0	19	4	32	0	1	1.65	5	1.69	.276	127	147	0	6	2
Wright, Matt	4	0	2.33	8	8	0	0	0	0	38.2	40	11	10	6	0	4	0	25	0	2	0.96	3	1.14	.265	151	157	1	0	0
Other	13	13	3.25	92	24	0	0	20	24	227.1	207	101	82	11	9	93	4	171	0	15	1.52	27	1.32	.244	848	963	6	44	9
Team Total	56	51	3.98	107	107	0	3	34	49	948.0	949	481	419	58	33	414	18	766	7	70	1.23	81	1.44	.261	3633	4145	31	107	39

KEY: * - lefthanded hitter/pitcher, # - switch hitter

Choose a highlighted category to sort. NOTE: Rate stats do not use qualifiers.

		GI ---GAMES BY POSITION---																											
BATTERS	AVG	G	AB	R	H	2B	3B	HR	RBI	TB	BB	IBB	SO	SB	CS	OBP	SLG	OPS	SF	SAC	HBP	DP	1B	2B	3B	SS	OF	C	E
Barfield, Jeremy	.253	103	392	53	99	17	0	9	59	143	41	1	71	1	1	.321	.365	.686	9	1	3	17	0	0	0	0	101	0	8
Carter, Yusuf	.288	19	73	15	21	5	0	7	22	47	4	0	17	1	0	.321	.644	.964	1	0	0	1	0	0	0	0	1	13	2
Green, Grant	.325	99	416	77	135	30	5	12	60	211	31	2	97	6	5	.373	.507	.880	7	3	5	8	0	1	0	83	0	0	28
* Johnson, Todd	.212	61	231	30	49	8	3	5	29	78	18	1	53	4	3	.269	.338	.606	3	0	1	7	0	0	0	0	50	0	1
Ladendorf, Tyler	.282	93	362	46	102	24	3	3	29	141	20	0	80	17	3	.322	.390	.712	3	2	3	10	0	65	1	21	8	0	13
* Mitchell, Jermaine	.323	58	229	51	74	17	4	7	23	120	39	0	66	10	9	.428	.524	.952	0	0	3	0	0	0	0	0	54	0	4
Ortiz, Ryan	.277	58	188	35	52	12	1	8	35	90	36	0	47	1	0	.394	.479	.873	1	1	1	3	2	0	0	0	0	54	8
* Parker, Stephen	.295	106	396	75	117	30	3	15	72	198	66	1	77	3	1	.398	.500	.898	8	0	7	12	2	1	100	0	0	0	23
Pinckney, Brandon	.242	11	33	3	8	2	0	1	5	13	5	0	6	0	0	.333	.394	.727	1	2	0	0	0	9	1	0	0	0	1
Spina, Michael	.254	102	401	54	102	19	1	20	79	183	44	0	119	0	0	.335	.456	.791	3	0	6	9	87	2	4	0	0	0	14
# Thomas, David	.225	39	138	24	31	7	4	1	18	49	12	0	25	6	4	.303	.355	.658	1	1	4	1	0	0	0	0	34	0	2
Walton, Kent	.281	18	57	7	16	2	0	1	9	21	4	0	13	3	0	.323	.368	.691	1	1	0	0	0	0	0	0	10	0	0
Other	.234	230	757	94	177	34	5	14	90	263	109	2	198	13	17	.337	.347	.685	6	3	12	16							
Team Total	.267	107	3676	564	983	207	29	103	530	1557	430	7	870	65	43	.348	.424	.771	44	14	45	84							145
PITCHERS	W	L	ERA	G	GS	CG	SHO	SV	SVO	IP	H	R	ER	HR	HB	BB	IBB	SO	BK	WP	GO/AO	DP	WHIP	AVG	AB	TBF	SF	GF	HLD
* Barham, Trey	3	1	2.04	45	0	0	0	1	5	53.0	49	21	12	1	2	15	1	45	0	0	2.11	5	1.21	.246	199	220	3	9	12
Carignan, Andrew	2	2	6.37	27	0	0	0	0	2	29.2	28	29	21	2	4	31	0	39	0	6	2.20	3	1.99	.246	114	150	0	9	1
Deal, Scott	1	4	3.76	29	1	0	0	0	1	52.2	54	27	22	6	7	18	2	32	2	5	1.28	7	1.37	.263	205	233	1	4	3
Hart, Mike	0	0	0.00	1	0	0	0	0	0	2.0	1	0	0	0	0	2	0	2	0	0	3.00	0	1.50	.143	7	9	0	0	0
Haviland, Shawn	7	6	3.69	21	21	0	0	0	0	117.0	122	61	48	11	15	29	0	128	1	9	0.87	8	1.29	.269	453	503	4	0	0
Hodsdon, Scott	2	1	6.75	34	0	0	0	0	1	52.0	69	55	39	3	4	28	1	41	1	5	1.71	7	1.87	.312	221	258	2	8	3
* Hornbeck, Ben	4	3	5.50	14	14	0	0	0	0	70.1	91	55	43	17	6	32	0	84	1	12	1.62	8	1.75	.314	290	333	3	0	0
Hunter, Brett	2	1	6.51	25	0	0	0	0	1	27.2	32	21	20	4	0	25	1	44	1	5	0.85	3	2.06	.294	109	137	2	6	5
* Marks, Justin	0	1	11.25	1	1	0	0	0	0	4.0	7	7	5	2	0	3	0	2	0	2	0.80	0	2.50	.412	17	22	1	0	0
Murray, Justin	7	3	4.07	18	14	1	0	1	2	84.0	94	41	38	8	1	43	1	66	0	6	1.12	5	1.63	.284	331	379	2	1	0
Pina, Jose	1	2	7.86	20	0	0	0	0	0	26.1	33	24	23	7	2	12	0	28	0	4	0.66	0	1.71	.306	108	125	2	5	5
Pinckney, Brandon	0	0	10.80	2	0	0	0	0	0	1.2	3	2	2	1	0	0	0	0	0	0	4.00	2	1.80	.500	6	6	0	2	0
Smyth, Paul	3	5	2.60	44	0	0	0	17	26	62.1	48	27	18	2	3	17	4	73	0	4	1.58	2	1.04	.209	230	255	0	32	1
Thomas, Daniel	0	0	8.71	9	0	0	0	1	2	10.1	7	11	10	0	2	13	1	13	0	3	0.78	0	1.94	.189	37	52	0	4	2
Tomko, Brett	0	1	7.83	5	5	0	0	0	0	23.0	35	20	20	10	3	5	0	17	0	3	0.67	0	1.74	.343	102	110	0	0	0
* Williamson, Fabian	2	0	4.38	6	6	0	0	0	0	24.2	30	12	12	3	2	16	0	24	0	1	1.24	4	1.86	.306	98	117	0	0	0
Other	17	26	5.43	109	45	0	0	3	4	310.0	352	204	187	35	17	115	2	268	0	20	0.93	20	1.51	.285	1235	1394	17	26	7
Team Total	51	56	4.90	107	107	1	1	23	44	950.2	1055	617	518	112	68	404	13	906	6	85	1.13	74	1.53	.280	3762	4303	37	106	39

KEY: * - lefthanded hitter/pitcher, # - switch hitter

Burlington Bees (37-66) 6, Kane County Cougars (53-52) 3
August 2, 2010

	1	2	3	4	5	6	7	8	9	R	H	E
Burlington	3	1	0	0	0	0	2	0	0	6	10	2
Kane County	1	1	0	0	0	0	1	0	0	3	9	0

Burlington	AB	R	H	RBI	BB	SO	LOB	AVG
Merrifield, CF	5	1	1	1	0	2	2	.182
Hall, SS	4	2	2	1	0	0	0	.238
Testa, DH	4	0	0	0	0	1	2	.271
Kuebler, 1B	5	0	0	0	0	3	3	.283
Bonilla, J, C	3	2	3	2	1	0	0	.220
Batista, D, 3B	2	0	1	1	2	1	2	.230
Liberto, 2B	4	0	2	1	0	1	3	.143
Aparicio, RF	4	0	0	0	0	2	5	.191
Richardson, H, LF	4	1	1	0	0	2	1	.182
Odenbach, P	0	0	0	0	0	0	0	.000
Mitchell, P	0	0	0	0	0	0	0	.000
Kelley, S, P	0	0	0	0	0	0	0	.000
Totals	35	6	10	6	3	12	18	.233

Kane County	AB	R	H	RBI	BB	SO	LOB	AVG
Crumbliss, 2B	5	1	2	0	0	0	1	.260
House, CF	4	1	1	0	0	0	4	.269
Aliotti, A, 1B	4	0	0	0	1	2	3	.283
Dixon, Ra, LF	5	0	3	2	0	2	1	.257
Christian, 3B	4	0	0	0	0	2	4	.274
Gilmartin, SS	3	0	1	0	1	2	0	.248
Stassi, C	2	0	0	0	2	2	4	.240
LeVier, DH	4	1	1	0	0	0	3	.250
Crisotomo, RF	4	0	1	0	0	1	3	.268
Mederos, P	0	0	0	0	0	0	0	.000
Hoehn, P	0	0	0	0	0	0	0	.000
Huttenlocker, P	0	0	0	0	0	0	0	.000
Lansford, P	0	0	0	0	0	0	0	.000
Totals	35	3	9	2	4	11	23	.251

BATTING

3B: Richardson, H (4, Mederos), Batista, D (4, Huttenlocker).
HR: Merrifield (1, 1st inning off Mederos, 0 on, 0 out).
TB: Merrifield 4; Hall 2; Bonilla, J 3; Batista, D 3; Liberto 2; Richardson, H 3.
RBI: Merrifield (4), Bonilla, J 2 (23), Liberto (3), Hall (37), Batista, D (20).
2-out RBI: Bonilla, J 2; Liberto; Batista, D.
Runners left in scoring position, 2 out: Aparicio 3; Liberto.
SF: Hall.
Team RISP: 3-for-13.
Team LOB: 7.

BASERUNNING

SB: Batista, D (14, 2nd base off Mederos/Stassi), Hall (16, 2nd base off Mederos/Stassi), Bonilla, J (2, 2nd base off Mederos/Stassi), Testa (22, 2nd base off Hoehn/Stassi).
PO: Bonilla, J (2nd base by Stassi).

FIELDING

E: Bonilla, J (3, throw), Kuebler (1, fielding).

Burlington	IP	H	R	ER	BB	SO	HR	ERA
Odenbach (W, 6-8)	5.0	5	2	2	3	5	0	4.33
Mitchell (H, 2)	3.0	3	1	1	1	4	0	5.66
Kelley, S (S, 3)	1.0	1	0	0	0	2	0	4.21
Totals	9.0	9	3	3	4	11	0	5.14

BATTING

2B: Crumbliss (22, Mitchell), Dixon, Ra (16, Mitchell), Gilmartin (26, Mitchell).
TB: Crumbliss 3; House; Dixon, Ra 4; Gilmartin 2; LeVier; Crisotomo.
RBI: Dixon, Ra 2 (43).
2-out RBI: Dixon, Ra.
Runners left in scoring position, 2 out: Stassi 2; Aliotti, A; House; Christian; Crisotomo; Dixon, Ra.
S: House.
Team RISP: 2-for-15.
Team LOB: 10.

BASERUNNING

SB: House 2 (28, 2nd base off Kelley, S/Bonilla, J, 2nd base off Odenbach/Bonilla, J), Crisotomo (2, 2nd base off Odenbach/Bonilla, J), LeVier (1, 3rd base off Odenbach/Bonilla, J).
CS: Dixon, Ra (6, 2nd base by Odenbach/Bonilla, J).

FIELDING

Pickoffs: Stassi (Bonilla, J at 2nd base).

Kane County	IP	H	R	ER	BB	SO	HR	ERA
Mederos (L, 3-4)	3.0	6	4	4	2	5	1	2.89
Hoehn	2.0	0	0	0	1	2	0	2.61
Huttenlocker	2.0	4	2	2	0	2	0	3.03
Lansford	2.0	0	0	0	0	3	0	4.74
Totals	9.0	10	6	6	3	12	1	3.93

WP: Mederos, Hoehn.

HBP: Testa (by Hoehn).

Groundouts-flyouts: Odenbach 6-3, Mitchell 1-3, Kelley, S 1-0, Mederos 2-2, Hoehn 2-1, Huttenlocker 2-1, Lansford 2-1.

Batters faced: Odenbach 23, Mitchell 13, Kelley, S 4, Mederos 17, Hoehn 7, Huttenlocker 10, Lansford 6.

Umpires: HP: Nick Mahrley. 1B: Ryan Goodman. 2B: . 3B: .

Weather: 79 degrees, cloudy.

Wind: 8 mph, R to L.

T: 3:16.

Att: 5,960.

Choose a highlighted category to sort. NOTE: Rate stats do not use qualifiers.

GI ---GAMES BY POSITION---

BATTERS	AVG	G	AB	R	H	2B	3B	HR	RBI	TB	BB	IBB	SO	SB	CS	OBP	SLG	OPS	SF	SAC	HBP	DP	1B	2B	3B	SS	OF	C	E
Affinito, Christopher	.167	32	108	11	18	4	0	3	14	31	12	0	51	0	0	.252	.287	.539	2	1	1	1	3	0	0	0	0	6	5
* Aliotti, Anthony	.283	100	346	54	98	19	0	4	56	129	72	1	107	13	3	.407	.373	.779	6	3	4	5	95	0	0	0	0	0	9
* Christian, Jason	.274	28	106	15	29	6	0	2	14	41	6	2	28	5	1	.316	.387	.703	1	0	1	1	0	1	17	7	0	0	5
* Crisotomo, Jose	.268	20	71	10	19	1	1	0	12	22	3	0	9	2	1	.297	.310	.607	0	3	0	1	0	0	0	0	18	0	1
* Crumbless, Conner	.260	101	369	69	96	22	2	2	46	128	88	0	70	21	7	.403	.347	.749	6	4	4	5	0	88	0	0	11	0	10
Dixon, Rashun	.257	87	319	49	82	16	3	7	43	125	44	0	99	7	6	.361	.392	.753	2	0	9	3	0	0	0	0	82	0	1
Gil, Leonardo	.224	90	326	45	73	16	4	9	58	124	22	0	78	3	2	.277	.380	.657	8	2	5	9	0	0	76	6	0	0	13
# Gilmartin, Michael	.248	95	335	34	83	26	3	4	43	127	37	0	95	14	5	.331	.379	.710	3	6	6	7	0	0	0	93	0	0	22
House, Tyreace	.269	89	320	68	86	7	1	1	21	98	69	0	64	28	10	.406	.306	.712	2	5	6	6	0	0	0	0	82	0	4
* LeVier, Mitch	.250	1	4	1	1	0	0	0	0	1	0	0	0	1	0	.250	.250	.500	0	0	0	0	0	0	0	0	0	0	0
Nunez, Juan	.153	33	111	9	17	2	0	1	9	22	5	0	37	0	1	.195	.198	.393	1	1	1	1	0	0	0	0	0	32	8
Richard, Myrio	.286	89	332	45	95	27	2	1	30	129	34	0	49	11	7	.358	.389	.747	1	2	4	7	0	0	0	0	78	0	6
Stassi, Max	.240	85	325	41	78	18	1	12	47	134	29	0	115	3	3	.309	.412	.722	3	1	5	8	0	0	0	0	0	71	11
Other	.239	124	443	47	106	26	2	3	56	145	31	0	115	9	5	.298	.327	.625	3	3	7	14							
Team Total	.251	105	3515	498	881	190	19	49	449	1256	452	3	917	117	51	.342	.357	.699	38	31	53	68							128

PITCHERS	W	L	ERA	G	GS	CG	SHO	SV	SVO	IP	H	R	ER	HR	HB	BB	IBB	SO	BK	WP	GO/AO	DP	WHIP	AVG	AB	TBF	SF	GF	HLD
Doolittle, Ryan	0	0	2.25	6	0	0	0	1	1	8.0	9	2	2	2	1	0	0	7	0	0	2.40	1	1.13	.273	33	34	0	4	2
Gil, Leonardo	0	1	13.50	1	0	0	0	0	0	0.2	0	1	1	0	0	4	0	1	0	0	0.00	0	6.00	.000	2	6	0	1	0
Gilliam, Robert	5	6	4.20	18	18	0	0	0	0	100.2	99	51	47	7	5	33	0	87	2	9	0.65	5	1.31	.261	379	427	7	0	0
Guzman, Jose	3	1	3.60	34	0	0	0	14	16	40.0	38	20	16	2	1	13	0	41	1	5	1.09	1	1.28	.247	154	170	1	29	1
Hoehn, Connor	6	3	2.61	34	0	0	0	1	2	69.0	45	23	20	3	6	29	1	86	0	6	0.93	0	1.07	.183	246	287	1	7	5
* Huttenlocker, Anthony	1	1	3.03	25	0	0	0	1	1	38.2	35	13	13	1	1	12	0	41	1	1	1.45	2	1.22	.243	144	158	1	6	1
Joseph, Jonathan	1	3	4.63	8	3	0	0	0	0	23.1	24	14	12	1	2	13	1	26	0	8	1.05	3	1.59	.258	93	109	1	1	2
* Krol, Ian	8	4	2.60	21	20	0	0	0	0	103.2	80	37	30	4	6	18	1	77	3	2	1.30	4	0.95	.211	380	413	5	1	0
Lansford, Josh	1	1	4.74	31	0	0	0	0	1	38.0	42	22	20	4	3	14	0	39	2	5	0.67	1	1.47	.280	150	169	2	14	2
Mederos, Chris	3	4	2.89	9	7	0	0	0	0	37.1	34	18	12	1	2	9	0	33	0	4	1.53	1	1.15	.233	146	159	1	0	0
Nunez, Juan	0	0	0.00	1	0	0	0	0	0	0.1	0	0	0	0	0	1	0	0	0	0	0.00	0	3.00	.000	1	2	0	1	0
* Peterson, Max	3	2	3.06	23	0	0	0	2	5	35.1	22	12	12	3	2	20	1	50	0	6	1.52	2	1.19	.183	120	148	2	12	1
Schultz, Bo	4	1	2.59	32	0	0	0	0	1	55.2	41	20	16	1	9	27	2	47	2	3	3.26	7	1.22	.204	201	239	1	11	3
Smalley, Kenny	0	1	8.10	4	2	0	0	0	0	10.0	11	9	9	0	0	7	0	10	0	0	0.73	0	1.80	.268	41	48	0	1	0
Smith, Murphy	5	0	4.48	11	10	0	0	0	0	62.1	64	39	31	1	7	15	1	48	2	1	1.73	3	1.27	.266	241	271	4	0	0
Straily, Daniel	8	7	4.36	21	21	0	0	0	0	109.1	103	57	53	11	6	47	3	114	0	8	1.22	9	1.37	.256	403	463	5	0	0
Other	5	17	5.11	67	24	0	0	2	5	199.0	211	134	113	19	17	85	0	197	3	22	1.50	18	1.49	.273	772	889	7	17	8
Team Total	53	52	3.93	105	105	0	4	21	32	931.1	858	472	407	60	68	347	10	904	16	80	1.26	57	1.29	.245	3506	3992	38	105	25

KEY: * - lefthanded hitter/pitcher, # - switch hitter

Vancouver Canadians (21-23) 7, Everett AquaSox (29-15) 4
August 2, 2010

	1	2	3	4	5	6	7	8	9	R	H	E
Vancouver	0	0	2	0	0	0	5	0	7	10	0	
Everett	0	0	0	1	2	0	1	0	0	4	10	1

Vancouver	AB	R	H	RBI	BB	SO	LOB	AVG	Everett	AB	R	H	RBI	BB	SO	LOB	AVG
Bercume, CF	3	0	1	1	2	0	0	.289	Serrano, 2B	5	0	3	2	0	1	1	.308
Fabiaschi, 2B	4	1	2	0	1	1	3	.233	Anston, CF	3	0	1	1	1	1	2	.280
Landaeta, RF	5	1	1	2	0	2	6	.310	Mailloux, K, 3B	4	1	0	0	0	1	4	.245
Kirby-Jones, 1B	4	1	1	0	1	0	2	.247	Rivers, RF	3	0	1	0	1	0	0	.322
Thompson, T, 3B	4	1	1	0	1	0	3	.292	Gebbers, H, DH	4	0	1	1	0	0	1	.218
Kirkland, SS	5	1	2	1	0	1	0	.294	Royster, LF	4	1	1	0	0	2	1	.250
Whitaker, LF	3	1	0	0	0	1	2	.190	Jacquot, C	4	0	0	0	0	1	1	.202
Hurley, DH	4	1	2	3	0	2	3	.271	Sharpley, 1B	3	2	2	0	1	1	0	.245
Petitti, C	3	0	0	0	0	1	1	.085	Phillips, A, SS	3	0	1	0	1	1	1	.229
Long, N, P	0	0	0	0	0	0	0	.000	Thomas, P	0	0	0	0	0	0	0	.000
Quigley, P	0	0	0	0	0	0	0	.000	Housey, P	0	0	0	0	0	0	0	.000
Vidal, P	0	0	0	0	0	0	0	.000	Diaz, O, P	0	0	0	0	0	0	0	.000
Griffin, P	0	0	0	0	0	0	0	.000	Totals	33	4	10	4	4	8	11	.245
Totals	35	7	10	7	5	8	20	.251									

BATTING

2B: Kirkland (11, Diaz, O).
 3B: Hurley (1, Diaz, O).
 HR: Landaeta (2, 3rd inning off Thomas, 1 on, 2 out).
 TB: Bercume; Fabiaschi 2; Landaeta 4; Kirby-Jones; Thompson, T; Kirkland 3; Hurley 4.
 RBI: Landaeta 2 (22), Kirkland (18), Hurley 3 (5), Bercume (15).
 2-out RBI: Landaeta 2.
 Runners left in scoring position, 2 out: Thompson, T; Landaeta 3; Hurley 2.
 S: Petitti.
 GIDP: Thompson, T.
 Team RISP: 3-for-13.
 Team LOB: 8.

BASERUNNING

CS: Whitaker (2, 2nd base by Thomas/Jacquot).

FIELDING

Outfield assists: Bercume (Serrano at 3rd base), Whitaker (Rivers at home).
 DP: 2 (Kirkland-Fabiaschi-Kirby-Jones, Bercume-Thompson, T).
 Pickoffs: Long, N (Sharpley at 1st base).

BATTING

2B: Serrano (5, Long, N), Gebbers, H (9, Long, N).
 3B: Sharpley (2, Quigley).
 TB: Serrano 4; Anston; Rivers; Gebbers, H 2; Royster; Sharpley 4; Phillips, A.
 RBI: Gebbers, H (8), Serrano 2 (13), Anston (14).
 2-out RBI: Gebbers, H; Serrano.
 GIDP: Mailloux, K.
 Team RISP: 4-for-7.
 Team LOB: 6.

BASERUNNING

PO: Sharpley (1st base by Long, N).

FIELDING

E: Serrano (9, fielding).
 DP: (Phillips, A-Sharpley).

Vancouver	IP	H	R	ER	BB	SO	HR	ERA	Everett	IP	H	R	ER	BB	SO	HR	ERA
Long, N	5.0	8	3	3	2	0	0	3.56	Thomas	5.1	5	2	2	3	5	1	4.81
Quigley (W, 3-2)	2.1	2	1	1	1	4	0	3.76	Housey (H, 1)	1.2	1	2	2	2	2	0	10.80
Vidal (H, 4)	0.2	0	0	0	0	1	0	4.35	Diaz, O (BS, 1)(L, 3-2)	2.0	4	3	3	0	1	0	8.68
Griffin (S, 8)	1.0	0	0	0	1	3	0	3.65	Totals	9.0	10	7	7	5	8	1	3.48
Totals	9.0	10	4	4	4	8	0	3.36									

Housey pitched to 2 batters in the 8th.

WP: Thomas, Housey, Diaz, O.

HBP: Whitaker (by Diaz, O).

Groundouts-flyouts: Long, N 7-4, Quigley 2-1, Vidal 1-0, Griffin 0-0, Thomas 7-2, Housey 2-1, Diaz, O 5-0.

Batters faced: Long, N 21, Quigley 10, Vidal 2, Griffin 4, Thomas 24, Housey 8, Diaz, O 10.

Inherited runners-scored: Vidal 1-0, Housey 2-0, Diaz, O 2-2.

Umpires: HP: Ricky Rodriguez. 1B: Mike Cascioppo. 2B: . 3B: .

Weather: 74 degrees, clear.

Wind: 2 mph, Varies.

T: 2:58.

Att: 2,040.

Choose a highlighted category to sort. NOTE: Rate stats do not use qualifiers.

BATTERS	GI ---GAMES BY POSITION---																													
	AVG	G	AB	R	H	2B	3B	HR	RBI	TB	BB	IBB	SO	SB	CS	OBP	SLG	OPS	SF	SAC	HBP	DP	1B	2B	3B	SS	OF	C	E	
* Bercume, Jeff	.289	37	152	14	44	7	0	0	15	51	12	0	21	4	3	.349	.336	.685	2	4	3	2	0	0	0	0	29	0	1	
Castillo, Gernaldo	.143	15	42	3	6	1	0	0	2	7	6	0	10	1	0	.250	.167	.417	0	1	0	1	0	9	3	3	0	0	10	
Fabiaschi, Michael	.233	21	60	9	14	1	1	0	0	17	13	0	16	2	1	.395	.283	.678	0	2	3	0	0	10	1	5	0	0	2	
* Hurley, Zachary	.271	19	59	9	16	4	1	0	5	22	2	0	12	0	0	.295	.373	.668	0	1	0	3	0	0	0	0	13	0	1	
Kirby-Jones, A.J.	.247	44	146	24	36	5	0	8	20	65	35	1	42	1	1	.403	.445	.848	1	0	4	5	37	0	0	0	0	0	6	
Kirkland, Wade	.294	38	163	17	48	11	2	0	18	63	6	0	34	3	1	.318	.387	.704	3	0	1	6	0	0	0	38	0	0	16	
Landaeta, Douglas	.310	42	168	15	52	10	1	2	22	70	12	1	23	2	5	.357	.417	.774	1	1	1	6	0	0	0	0	41	0	1	
Levia, Nino	.210	28	105	13	22	2	0	1	6	27	11	0	19	1	1	.289	.257	.546	3	2	2	1	0	25	2	0	0	0	8	
Lipkin, Ryan	.216	28	102	9	22	7	0	1	19	32	5	0	20	0	1	.250	.314	.564	1	2	0	5	0	0	0	0	0	23	2	
Luis, Marcos	.167	10	30	1	5	0	0	0	1	5	0	0	4	0	0	.194	.167	.360	0	1	1	2	3	0	4	0	0	0	2	
Nester, John	.240	7	25	3	6	1	0	0	2	7	4	0	8	0	0	.345	.280	.625	0	0	0	0	0	0	0	0	0	0	5	1
Petitti, Daniel	.085	18	47	1	4	0	0	0	3	4	5	0	17	0	0	.170	.085	.255	1	3	0	2	0	0	0	0	0	18	2	
Thompson, Tony	.292	36	137	17	40	6	0	3	13	55	15	0	24	0	1	.370	.401	.772	0	0	2	4	0	0	36	0	0	0	12	
Whitaker, John	.190	20	63	6	12	0	0	0	7	12	7	0	15	2	2	.274	.190	.464	2	1	1	3	0	0	0	0	18	0	0	
Other	.242	58	186	22	45	6	0	2	17	57	26	1	59	2	4	.352	.306	.658	1	5	6	4								
Team Total	.251	44	1485	163	372	61	5	17	150	494	159	3	324	18	20	.330	.333	.662	15	23	24	44							73	

PITCHERS	W	L	ERA	G	GS	CG	SHO	SV	SVO	IP	H	R	ER	HR	HB	BB	IBB	SO	BK	WP	GO/AO	DP	WHIP	AVG	AB	TBF	SF	GF	HLD
	Bowman, Josh	0	1	4.09	8	0	0	0	0	0	11.0	17	11	5	0	1	2	1	12	0	2	2.00	0	1.73	.327	52	58	1	2
* Brown, Jacob	1	3	2.45	13	0	0	0	0	2	18.1	18	7	5	0	0	3	0	17	0	2	1.92	1	1.15	.261	69	74	1	3	3
Chitwood, Logan	0	0	0.00	1	0	0	0	0	0	2.0	3	0	0	0	0	0	0	2	0	0	1.00	0	1.50	.333	9	9	0	0	1
Christensen, Kyle	0	1	3.80	6	5	0	0	0	0	21.1	20	9	9	2	0	9	0	14	0	1	0.96	2	1.36	.253	79	89	0	0	1
Frankoff, Seth	0	0	9.00	1	1	0	0	0	0	3.0	6	3	3	0	0	4	0	4	1	0	4.00	0	3.33	.400	15	19	0	0	0
Griffin, A.J.	1	1	3.65	11	0	0	0	8	8	12.1	8	7	5	0	2	5	1	15	0	2	0.75	3	1.05	.186	43	50	0	10	0
Hassebrock, Blake	0	0	5.14	6	0	0	0	0	0	7.0	10	4	4	0	1	3	1	6	0	1	0.88	0	1.86	.357	28	35	2	4	0
Jimenez, Devvi	3	3	3.40	9	9	0	0	0	0	47.2	46	20	18	2	2	10	1	32	1	3	1.66	8	1.17	.261	176	190	2	0	0
Long, Nathan	5	2	3.56	9	9	0	0	0	0	48.0	60	22	19	1	0	16	1	24	1	2	2.00	6	1.58	.317	189	206	1	0	0
McDaniel, Dan	1	1	6.43	12	0	0	0	0	1	14.0	16	17	10	0	1	12	0	15	0	1	2.57	3	2.00	.286	56	70	0	5	2
* Quigley, Ryan	3	2	3.76	13	0	0	0	0	1	26.1	30	12	11	0	1	10	0	18	0	1	3.14	3	1.52	.283	106	117	0	3	1
* Ramirez, Anvioris	1	3	3.51	8	8	0	0	0	0	33.1	32	16	13	3	3	10	0	26	2	1	2.50	5	1.26	.256	125	140	0	0	0
Tenholder, Daniel	1	0	2.70	15	0	0	0	1	4	26.2	22	11	8	0	2	8	1	26	0	0	0.67	0	1.13	.222	99	110	1	2	2
Thomson, Matthew	0	2	4.50	7	4	0	0	0	0	18.0	18	9	9	0	2	4	0	22	0	1	1.00	1	1.22	.254	71	77	0	0	0
Thornton, Zachary	0	2	3.97	8	0	0	0	0	1	11.1	15	11	5	1	0	6	1	16	0	0	1.67	0	1.85	.326	46	55	1	1	2
Vidal, Pedro	1	0	4.35	15	0	0	0	0	0	20.2	30	14	10	0	0	7	0	15	0	1	0.96	0	1.79	.333	90	99	2	5	4
Other	4	2	1.74	31	8	0	0	6	8	77.2	72	25	15	0	5	23	0	81	1	6	1.07	6	1.22	.242	297	331	2	9	1
Team Total	21	23	3.36	44	44	0	1	15	25	398.2	423	198	149	9	20	132	7	345	6	24	1.45	38	1.39	.273	1550	1729	13	44	18

KEY: * - lefthanded hitter/pitcher, # - switch hitter

Choose a highlighted category to sort. NOTE: Rate stats do not use qualifiers.

	GI ---GAMES BY POSITION---																													
	BATTERS	AVG	G	AB	R	H	2B	3B	HR	RBI	TB	BB	IBB	SO	SB	CS	OBP	SLG	OPS	SF	SAC	HBP	DP	1B	2B	3B	SS	OF	C	E
Brazoban, Yeudy	.205	20	73	8	15	4	1	2	8	27	3	1	16	2	0	.234	.370	.604	1	0	0	4	0	0	0	0	0	12	0	1
Clime, Neudy	.238	23	84	15	20	2	1	1	10	27	6	0	21	7	1	.289	.321	.610	0	2	0	0	0	0	19	3	0	0	0	8
* Consigli, Royce	.346	21	81	13	28	6	4	0	13	42	12	0	16	2	1	.421	.519	.940	2	0	0	0	0	0	0	0	0	20	0	2
Galarraga, Joel	.193	17	57	7	11	2	0	0	4	13	7	0	18	3	0	.288	.228	.516	1	0	1	0	0	0	0	0	0	0	12	3
Garcia, Elvis	.206	24	68	14	14	0	1	0	5	16	8	0	13	4	2	.295	.235	.530	1	1	1	1	0	0	0	0	0	23	0	0
Lopez, Diomendes	.220	21	59	2	13	5	0	0	6	18	7	0	28	0	0	.324	.305	.629	0	0	2	2	0	0	0	0	0	0	20	3
Marte, Miguel	.246	32	126	15	31	5	0	3	19	45	2	0	49	1	0	.273	.357	.630	1	1	3	2	31	0	0	0	0	0	2	5
# Martinez, Hiram	.067	13	30	3	2	0	0	0	1	2	4	0	11	1	0	.176	.067	.243	0	1	0	0	0	0	0	0	12	0	0	8
# Pan, Zhi Fang	.259	24	81	16	21	4	2	0	4	29	10	2	13	0	2	.341	.358	.699	0	1	0	2	0	2	0	18	0	0	6	
Peralta, Jensi	.233	22	73	7	17	3	1	0	4	22	0	0	27	0	1	.233	.301	.534	0	0	0	0	0	0	13	10	0	0	11	
Pineda, Ryan	.143	2	7	2	1	0	0	0	0	1	2	0	2	0	0	.333	.143	.476	0	0	0	1	0	2	0	0	0	0	1	
* Ramsev, Rashad	.095	10	21	4	2	0	1	0	2	4	0	0	8	2	0	.091	.190	.281	1	0	0	0	0	0	0	0	0	5	0	1
Rojas, Kelvin	.216	16	51	5	11	2	0	0	8	13	6	0	11	1	0	.298	.255	.553	0	1	0	1	0	0	0	0	13	0	0	
Santana, Jonatan	.231	26	91	12	21	4	1	0	10	27	6	0	27	1	0	.297	.297	.594	1	1	3	3	7	7	17	0	0	0	4	
Shaw, Anthione	.156	17	32	4	5	0	1	0	4	7	6	0	14	3	0	.289	.219	.508	0	0	0	0	0	0	0	0	14	0	0	
Soto, Ramon	.241	9	29	6	7	2	1	1	6	14	5	0	6	0	0	.389	.483	.872	0	0	2	0	0	0	0	0	0	5	0	
Tripp, Jordan	.280	6	25	3	7	2	1	0	5	11	1	0	10	0	0	.308	.440	.748	0	0	0	0	0	0	0	0	6	0	0	
Other	.273	45	161	29	44	13	2	1	21	64	21	0	39	9	1	.359	.398	.756	1	0	1	1								
Team Total	.235	33	1149	165	270	54	17	8	130	382	106	3	329	36	8	.305	.332	.637	9	8	13	17								58
	PITCHERS																													
	W	L	ERA	G	GS	CG	SHO	SV	SVO	IP	H	R	ER	HR	HB	BB	IBB	SO	BK	WP	GO/AO	DP	WHIP	AVG	AB	TBF	SF	GF	HLD	
Adames, Joselito	1	2	5.81	9	6	0	0	0	0	31.0	32	22	20	0	3	11	0	35	0	9	4.70	1	1.39	.250	128	143	0	0	1	
Avila, Andres	0	1	3.38	6	0	0	0	2	2	5.1	4	3	2	1	0	1	0	6	0	0	0.67	0	0.94	.200	20	22	1	3	1	
Bailey, Andrew	0	0	6.23	5	0	0	0	0	0	8.2	7	11	6	0	3	9	2	6	0	1	2.33	0	1.85	.206	34	47	0	1	1	
* Duran, Omar	1	1	2.59	8	2	0	0	0	0	24.1	23	17	7	0	2	12	0	31	1	8	1.53	2	1.44	.247	93	108	1	1	0	
* Hughes, Ryan	1	0	4.91	3	0	0	0	1	1	3.2	6	2	2	0	0	1	0	4	0	0	1.33	0	1.91	.353	17	18	0	1	0	
* Larsen, Aaron	3	1	3.44	9	0	0	0	0	1	18.1	10	8	7	2	0	7	0	14	0	1	0.82	1	0.93	.154	65	72	0	3	1	
Macias, Jose	2	0	0.00	4	0	0	0	0	0	6.1	3	1	0	0	0	1	0	4	0	1	0.36	0	0.63	.143	21	23	0	3	0	
Menna, J.C.	0	2	8.25	8	1	0	0	0	0	12.0	20	16	11	0	2	5	0	8	1	3	1.78	2	2.08	.364	55	63	1	0	1	
Murphy, Sean	2	0	3.75	7	0	0	0	0	0	12.0	10	6	5	0	0	5	1	20	0	1	2.20	1	1.25	.217	46	52	0	3	0	
* Mye, Charles	1	1	2.45	10	0	0	0	0	0	14.2	15	4	4	2	0	5	0	15	0	0	1.15	0	1.36	.254	59	64	0	5	1	
Paez, Argenis	4	1	2.97	8	5	0	0	0	0	39.1	39	18	13	2	3	10	0	26	0	3	2.91	2	1.25	.252	155	170	2	1	0	
Skaalen, Chris	0	0	15.19	6	0	0	0	0	0	5.1	19	10	9	0	1	2	0	3	0	2	0.83	0	3.94	.576	33	37	1	2	0	
Tyson, Drew	1	0	2.38	7	0	0	0	0	1	11.1	9	3	3	0	0	1	0	16	0	1	0.64	0	0.88	.214	42	44	1	2	0	
* Urlaub, Jeff	0	0	3.38	9	0	0	0	0	1	16.0	15	7	6	0	1	3	1	15	1	0	2.88	3	1.13	.254	59	63	0	1	0	
Vail, Tyler	0	0	0.66	7	6	0	0	0	0	13.2	7	3	1	0	4	6	0	13	0	4	1.45	2	0.95	.149	47	57	0	0	0	
Ynoa, Michael	0	1	5.00	3	3	0	0	0	0	9.0	6	5	5	1	1	4	0	11	0	3	1.29	1	1.11	.188	32	37	0	0	0	
Other	2	5	3.52	31	10	0	0	1	1	64.0	53	31	25	4	5	18	0	88	2	13	1.70	1	1.11	.222	239	267	2	7	3	
Team Total	18	15	3.84	33	33	0	0	4	7	295.0	278	167	126	12	25	101	4	315	5	50	1.70	16	1.28	.243	1145	1287	9	33	9	

KEY: * - lefthanded hitter/pitcher, # - switch hitter

Oakland Athletics
 Organization Leaders
 (As of 08/03/2010 11:20 AM EDT)

BATTING TOP 10 (minimum 2.7 PA/team game)

PITCHING TOP 10 (minimum 0.8 IP/team game)

BATTER	CLUB	AVG	G	AB	R	H	HR	RBI	PITCHER	CLUB	W-L	ERA	IP	H	BB	SO
Consigli, Royce	ATH	.346	21	81	13	28	0	13	Krol, Ian	KC	8-4	2.60	103.2	80	18	77
Green, Grant	STK	.325	99	416	77	135	12	60	Paez, Argenis	ATH	4-1	2.97	39.1	39	10	26
Tolleson, Steven	SAC	.314	73	261	50	82	9	38	Jimenez, Deyvi	VAN	3-3	3.40	47.2	46	10	32
Landaeta, Douglas	VAN	.310	42	168	15	52	2	22	Long, Nathan	VAN	5-2	3.56	48.0	60	16	24
Baisley, Jeff	SAC	.303	74	284	36	86	6	47	Middleton, Kyle	SAC	6-7	3.58	98.0	93	41	69
Cardenas, Adrian	MID	.300	76	283	48	85	4	36	Banwart, Travis	SAC	7-7	3.70	116.2	111	45	95
Sogard, Eric	SAC	.298	104	386	57	115	2	45	Haviland, Shawn	STK	7-6	3.74	120.1	128	31	131
Mitchell, Jermaine	STK	.297	88	323	63	96	7	31	Mortensen, Clay	SAC	11-5	3.82	129.2	121	40	92
Horton, Josh	MID	.297	83	330	45	98	5	41	Murray, Justin	STK	7-4	4.11	100.2	115	54	73
Parker, Stephen	STK	.295	106	396	75	117	15	72	Gilliam, Robert	KC	5-6	4.20	100.2	99	33	87

HOME RUNS

WINS

Carter, Chris	SAC	24
Spina, Michael	STK	20
Donaldson, Josh	SAC	18
Parker, Stephen	STK	15
2 others tied at 12.		

Mortensen, Clay	SAC	11
Hernandez, Carlos	MID	8
Krol, Ian	KC	8
Smith, Murphy	KC	8
Straily, Daniel	KC	8

RBI

SAVES

Spina, Michael	STK	79
Carter, Chris	SAC	76
Parker, Stephen	STK	72
Donaldson, Josh	SAC	67
Taylor, Michael	SAC	62

Smyth, Paul	STK	17
Guzman, Jose	KC	14
Lansford, Jared	SAC	12
Rodriguez, Henry	SAC	11
Griffin, A.J.	VAN	8

STOLEN BASES

STRIKEOUTS

Wimberly, Corey	SAC	44
House, Tyreace	KC	28
Crumbliss, Conner	KC	21
Gilbert, Archie	MID	21
Ladendorf, Tyler	STK	17

Haviland, Shawn	STK	131
Marks, Justin	STK	121
Straily, Daniel	KC	114
Hornbeck, Ben	STK	110
Banwart, Travis	SAC	95

TEAM STATISTICS

TEAM BATTING	AVG	AB	R	H	HR	BB	SO	SB	CS	TEAM PITCHING	W-L	ERA	H	CG	SHO	SV	HR	BB	SO
Stockton	.267	3676	564	983	103	430	870	65	43	Vancouver	21-23	3.36	423	0	1	15	9	132	345
Midland	.264	3604	500	953	65	413	794	95	42	AZL Athletics	18-15	3.84	278	0	0	4	12	101	315
Sacramento	.263	3727	603	982	110	446	816	107	38	Kane County	53-52	3.93	858	0	4	21	60	347	904
Kane County	.251	3515	498	881	49	452	917	117	51	Midland	56-51	3.98	949	0	3	34	58	414	766
Vancouver	.251	1485	163	372	17	159	324	18	20	Sacramento	60-50	4.13	968	1	4	28	92	423	822
AZL Athletics	.235	1149	165	270	8	106	329	36	8	Stockton	51-56	4.90	1055	1	1	23	112	404	906