



# OAKLAND ATHLETICS

## Minor League Report

Oakland Athletics Baseball Company • 7000 Coliseum Way • Oakland, CA 94621  
510-638-4900 • Public Relations Facsimile 510-562-1633 • www.oaklandathletics.com

Monday, August 9, 2010




**SACRAMENTO RIVER CATS**  
Triple-A – Pacific Coast League  
Manager: Tony DeFrancesco

**Yesterday:** Loss at Round Rock, 11-7      **Standing:** 62-54, 2<sup>nd</sup>, 1.0 GB  
**Today:** at Round Rock      5:05 pm PT  
**Probables:** RHP Travis Banwart (2-2, 5.72) vs. LHP Polin Trinidad (3-8, 4.78)

### River Cats Notables

- **IF Jeff Larish** hit a home run and had three RBI yesterday and is now 10 for 24 (.417) with four home runs and 15 RBI in five games with Sacramento.
- **OF Travis Buck** has hit safely in eight of his last 10 games and is batting .395 (15 for 38) with five multiple-hit games during that span.
- **IF Chris Carter** is batting .362 (34 for 94) since the All-Star Break...is second in the Pacific Coast League in RBI (89) and extra-base hits (58), tied for second in home runs (27), is third in runs scored (84) and total bases (225) and is tied for fourth in walks (68).
- **OF Corey Wimberly** has hit safely in 18 of his last 22 games and is batting .344 (31 for 90) during that stretch...ranks first in the PCL in stolen bases (44) and is fifth in runs scored (79).



**KANE COUNTY COUGARS**  
Single-A – Midwest League  
Manager: Aaron Nieckula

**Yesterday:** Win at Burlington, 13-7      **Standing:** 25-17, T-1<sup>st</sup>, -- GB  
**Today:** at Burlington      4:30 pm PT  
**Probables:** LHP Ian Krol (8-4, 2.65) vs. RHP Keaton Hayenga (1-9, 6.59)

### Cougars Notables

- **IF Conner Crumbliss** extended his hitting streak to nine games yesterday and is batting .359 (14 for 39) during that stretch...ranks first in the Midwest League in walks (92) and is tied for fourth in runs scored (73).
- **OF Rashun Dixon** extended his hitting streak to 11 games yesterday and is batting .476 (20 for 42) with six multiple-hit games over that span.
- **RHP Dan Straily** is tied for first in the ML in games started (23) and is third in strikeouts (121).
- **LHP Ian Krol** ranks first in WHIP (0.93), second in opponents batting average (.209) and is fifth in ERA (2.65).



**MIDLAND ROCKHOUNDS**  
Double-A – Texas League  
Manager: Darren Bush

**Yesterday:** Loss vs. Corpus Christi, 3-2      **Standing:** 23-20, 1<sup>st</sup>, -- GB  
**Today:** vs. Corpus Christi      4:30 pm PT  
**Probables:** LHP Anthony Capra (6-9, 4.34) vs. RHP Jeremy Johnson (4-9, 4.17)

### RockHounds Notables

- **OF Corey Brown** has hit safely in 10 of his last 12 games and is batting .378 (14 for 37) during that span...ranks second in the Texas League in hitting (.331) and on-base percentage (.426) and is fifth in slugging percentage (.508).
- **IF Adrian Cardenas** has reached base safely in 46 of his past 50 games and is hitting .347 (67 for 193) over that stretch.
- **LHP Anthony Capra** ranks fifth in the TL with 99 strikeouts.
- **IF Alex Valdez** is tied for second in triples (7), is third in runs scored (69) and is fifth in hits (111).




**VANCOUVER CANADIANS**  
Single-A (Short Season) – Northwest League  
Manager: Rick Magnante

**Yesterday:** Win vs. Tri-City, 4-3 (10)      **Standing:** 8-4, T-1<sup>st</sup>, -- GB  
**Today:** vs. Tri-City      7:05 pm PT  
**Probables:** TBA vs. RHP Samuel Deduno (0-1, 4.63)

### Canadians Notables

- **IF Wade Kirkland** has hit safely in nine of 11 games (.347, 17 for 49)...is tied for first in the Northwest League in doubles (14), is third in hits (58) and is 10<sup>th</sup> in batting average (.307).
- **OF Jeff Bercume** has hit safely in 17 of his last 19 games and is batting .338 (27 for 80) over that stretch.
- **OF Douglas Landaeta** has hit safely in 28 of his last 32 games (.304, 41 for 135)...is second in the NL in hits (60) and is ninth in hitting (.309).




**STOCKTON PORTS**  
Single-A – California League  
Manager: Steve Scarsone

**Yesterday:** Win vs. High Desert, 4-2      **Standing:** 23-20, 2<sup>nd</sup>, 4.0 GB  
**Today:** Off day

### Ports Notables

- **OF Jermaine Mitchell** went 2 for 4 yesterday to extend his hitting streak to 11 games (.386, 17 for 44)...has now hit safely in 22 of his past 24 games (.418, 41 for 98).
- **RHP Paul Smyth** earned his 19<sup>th</sup> save yesterday, which ranks fifth in the California League...is also fourth among relievers with a .209 opponents batting average.
- **IF Grant Green** is second in the CL in hits (137), tied for fourth in doubles (30), is fifth in runs scored (80) and is 10<sup>th</sup> in hitting (.313).



**ARIZONA A'S**  
Rookie – Arizona League  
Manager: Marcus Jensen

**Yesterday:** Win at Reds, 4-2      **Standing:** 19-19, 2<sup>nd</sup>, 6.5 GB  
**Today:** vs. Royals      7:00 pm PT  
**Probables:** TBA vs. TBA

### A's Notables

- **OF Conor Jackson** began his rehab assignment with Arizona yesterday and went 0 for 2 with two strikeouts.
- **LHP Omar Duran** threw three scoreless innings yesterday (3 h, 0 bb, 5 so) and now ranks second in the Arizona League with a 2.08 ERA.
- **RHP Argenis Paez** ranks fifth in the AL in innings pitched with 44.2.

## MINOR LEAGUE TRANSACTIONS

Aug. 4 Placed Kyle Middleton (SAC) on the DL with a right shoulder strain  
Aug. 4 Placed Ryan Ortiz (STO) on the DL with a right shoulder strain  
Aug. 5 Outrighted Adam Heether to SAC  
Aug. 5 Placed Zach Hurley on the restricted list  
Aug. 6 Reinstated Dusty Napoleon from the DL and transferred him from MID to KC  
Aug. 6 Transferred Michael Choice from AZ to VAN  
Aug. 6 Transferred Ryan Pineda from AZ to VAN  
Aug. 6 Transferred Chris Affinito from KC to AZ

Round Rock Express (48-68) 11, Sacramento River Cats (62-54) 7  
August 8, 2010

	1	2	3	4	5	6	7	8	9	R	H	E
Sacramento	1	0	0	0	0	2	1	0	3	7	12	0
Round Rock	4	0	2	1	0	3	1	0	x	11	15	0

Sacramento	AB	R	H	RBI	BB	SO	LOB	AVG	Round Rock	AB	R	H	RBI	BB	SO	LOB	AVG
Sogard, 2B	4	2	2	0	1	1	1	.299	Shuck, CF	4	2	2	1	1	0	1	.324
Buck, T, RF	5	0	2	0	0	0	2	.297	Sutil, SS	4	1	2	1	0	1	3	.237
Carter, LF	1	0	0	1	0	0	1	.262	Bogusevic, 1B	3	2	0	0	1	0	4	.296
Wimberly, LF	3	2	1	0	1	0	1	.287	Shelton, DH	4	1	1	2	1	1	2	.288
Larish, 3B	5	1	1	3	0	2	2	.417	Kata, 3B	3	1	3	1	2	0	0	.281
McPherson, DH	4	1	2	2	1	1	1	.261	Locke, RF	4	1	2	4	0	0	3	.275
Tolleson, SS	4	0	1	0	0	2	2	.331	Navarro, 2B	5	1	2	0	0	1	3	.274
Taylor, M, CF	4	0	1	0	0	2	1	.268	DeLome, LF	5	1	2	1	0	0	2	.245
Baisley, 1B	4	1	1	1	0	0	2	.260	Esposito, C	4	1	1	0	0	0	2	.250
Recker, C	0	0	0	0	0	0	0	.243	Bazardo, P	0	0	0	0	0	0	0	.167
Price, C	4	0	1	0	0	2	0	.214	Abad, P	0	0	0	0	0	0	0	.000
Halama, P	0	0	0	0	0	0	0	.000	Bayliss, P	0	0	0	0	0	0	0	.000
Godfrey, P	0	0	0	0	0	0	0	.000	Totals	36	11	15	10	5	3	20	.268
Totals	38	7	12	7	3	10	13	.268									

**BATTING**

**2B:** Sogard (21, Bazardo), Taylor, M (21, Bayliss).  
**HR:** McPherson (12, 6th inning off Bazardo, 1 on, 2 out), Baisley (4, 7th inning off Bazardo, 0 on, 0 out), Larish (4, 9th inning off Bayliss, 2 on, 2 out).  
**TB:** Sogard 3; Buck, T 2; Wimberly; Larish 4; McPherson 5; Tolleson; Taylor, M 2; Baisley 4; Price.  
**RBI:** Carter (89), McPherson 2 (50), Baisley (17), Larish 3 (15).  
**2-out RBI:** McPherson 2; Larish 3.  
**Runners left in scoring position, 2 out:** McPherson; Baisley 2.  
**GIDP:** Buck, T.  
**Team RISP:** 3-for-7.  
**Team LOB:** 7.

**FIELDING**

**Outfield assists:** Buck, T (Locke at 1st base).  
**DP:** (Buck, T-Baisley).

**BATTING**

**2B:** Esposito (5, Halama), Shelton (10, Godfrey).  
**HR:** Locke (13, 1st inning off Halama, 2 on, 2 out), DeLome (13, 6th inning off Godfrey, 0 on, 0 out).  
**TB:** Shuck 2; Sutil 2; Shelton 2; Kata 3; Locke 5; Navarro 2; DeLome 5; Esposito 2.  
**RBI:** Locke 4 (61), Kata (44), Sutil (12), DeLome (40), Shelton 2 (39), Shuck (4).  
**2-out RBI:** Locke 3; Sutil; Shelton 2.  
**Runners left in scoring position, 2 out:** Locke; Bogusevic 2; DeLome.  
**S:** Sutil.  
**SF:** Locke.  
**Team RISP:** 6-for-15.  
**Team LOB:** 9.

**BASERUNNING**

**SB:** Shuck 2 (3, 2nd base off Halama/Recker, 2nd base off Godfrey/Price), Bogusevic (18, 2nd base off Halama/Price), Sutil (8, 3rd base off Halama/Price).

**FIELDING**

**DP:** (Navarro-Sutil-Bogusevic).

Sacramento	IP	H	R	ER	BB	SO	HR	ERA	Round Rock	IP	H	R	ER	BB	SO	HR	ERA
Halama (L, 4-2)	5.0	7	7	7	3	2	1	6.09	Bazardo (W, 3-4)	6.1	7	4	4	2	7	2	4.15
Godfrey	3.0	8	4	4	2	1	1	5.31	Abad	1.0	2	0	0	0	2	0	4.50
Totals	8.0	15	11	11	5	3	2	4.27	Bayliss	1.2	3	3	3	1	1	1	3.74
									Totals	9.0	12	7	7	3	10	3	4.63

**WP:** Halama.  
**HBP:** Bogusevic (by Halama).  
**Pitches-strikes:** Halama 81-49, Godfrey 62-35, Bazardo 98-67, Abad 25-17, Bayliss 28-17.  
**Groundouts-flyouts:** Halama 7-5, Godfrey 4-4, Bazardo 10-2, Abad 0-1, Bayliss 0-3.  
**Batters faced:** Halama 25, Godfrey 19, Bazardo 27, Abad 5, Bayliss 9.  
**Inherited runners-scored:** Bayliss 1-0.  
**Umpires:** HP: Tyler Funneman. 1B: Mike Muchlinski. 2B: Casey Moser. 3B: Michael Luskus.  
**Weather:** 99 degrees, partly cloudy.  
**Wind:** 13 mph, Out to LF.  
**T:** 2:53.  
**Att:** 8,482.

Choose a highlighted category to sort. NOTE: Rate stats do not use qualifiers.

		GI ---GAMES BY POSITION---																												
		AVG	G	AB	R	H	2B	3B	HR	RBI	TB	BB	IBB	SO	SB	CS	OBP	SLG	OPS	SF	SAC	HBP	DP	1B	2B	3B	SS	OF	C	E
	<a href="#">Batters</a>																													
	<a href="#">Baisley, Jeff</a>	.260	27	100	15	26	7	0	4	17	45	8	2	26	1	0	.339	.450	.789	0	0	4	4	5	0	21	0	0	0	1
*	<a href="#">Buck, Travis</a>	.297	17	64	12	19	4	2	1	12	30	5	0	16	1	2	.360	.469	.829	3	0	3	1	0	0	0	0	12	0	0
	<a href="#">Carter, Chris</a>	.262	113	424	84	111	29	2	27	89	225	68	1	124	1	0	.368	.531	.898	5	0	6	7	94	0	0	0	20	0	12
	<a href="#">Donaldson, Josh</a>	.234	84	286	51	67	12	1	18	67	135	43	2	77	3	1	.331	.472	.803	7	0	2	15	3	0	8	0	1	63	9
	<a href="#">Heether, Adam</a>	.228	49	145	27	33	8	0	1	13	44	31	0	33	5	2	.374	.303	.677	2	0	4	2	0	0	18	0	30	0	1
T	<a href="#">Heether, Adam</a>	.237	99	329	57	78	15	1	10	41	125	54	1	68	7	3	.357	.380	.737	5	0	10	6	0	0	68	0	30	0	7
*	<a href="#">Larish, Jeff</a>	.417	5	24	7	10	1	0	4	15	23	2	0	7	0	0	.462	.958	1.420	0	0	0	0	2	0	4	0	0	0	0
*	<a href="#">McPherson, Dallas</a>	.261	63	245	34	64	13	2	12	50	117	17	1	77	1	0	.316	.478	.793	1	0	3	4	14	0	19	0	0	0	4
	<a href="#">Price, Jared</a>	.214	8	28	2	6	1	0	1	4	10	2	0	13	0	0	.273	.357	.630	2	0	1	0	0	0	0	0	0	8	1
	<a href="#">Recker, Anthony</a>	.243	56	173	20	42	10	1	5	26	69	14	0	47	0	0	.296	.399	.695	2	0	0	2	1	0	0	0	0	46	4
*	<a href="#">Sogard, Eric</a>	.299	110	412	66	123	21	4	2	47	158	56	1	53	13	6	.385	.383	.768	2	1	3	6	0	92	14	0	0	0	9
	<a href="#">Taylor, Michael</a>	.268	99	362	58	97	21	5	5	63	143	41	1	75	11	4	.347	.395	.742	2	0	4	18	0	0	0	0	94	0	7
	<a href="#">Tolleson, Steven</a>	.331	78	284	52	94	17	3	9	42	144	36	0	49	8	2	.411	.507	.918	2	4	4	6	0	5	13	52	6	0	17
#	<a href="#">Wimberly, Corey</a>	.287	111	435	79	125	13	5	2	43	154	43	1	53	44	16	.368	.354	.722	2	12	14	11	0	8	8	29	75	0	12
	Other	.251	281	974	150	244	52	6	29	134	395	107	6	215	19	6	.329	.406	.735	1	5	8	19							
	Team Total	.268	116	3962	658	1063	210	31	120	623	1695	473	15	869	107	39	.352	.428	.780	31	22	56	95							109
	<a href="#">Pitchers</a>																													
	<a href="#">Banwart, Travis</a>	2	2	5.72	9	6	0	0	0	1	39.1	47	26	25	6	0	15	0	44	0	1	0.82	1	1.58	.296	159	176	1	0	
	<a href="#">Benacka, Michael</a>	4	2	3.82	29	0	0	0	3	5	35.1	20	16	15	4	1	24	1	46	0	7	1.00	2	1.25	.168	119	148	2	12	
*	<a href="#">Blackley, Travis</a>	1	1	1.63	7	4	0	0	0	0	27.2	23	5	5	2	2	13	0	30	0	0	0.59	0	1.30	.223	103	119	1	0	
*	<a href="#">Bowers, Cedrick</a>	1	1	3.70	22	0	0	0	0	1	24.1	18	11	10	1	1	17	0	36	0	0	1.00	1	1.44	.200	90	109	0	6	
*	<a href="#">Cramer, Bobby</a>	0	0	4.50	1	1	0	0	0	0	4.0	8	2	2	0	0	1	0	1	0	0	1.00	0	2.25	.421	19	20	0	0	
*	<a href="#">DiNardo, Lenny</a>	2	5	3.52	9	9	1	0	0	0	46.0	56	27	18	5	3	14	1	28	0	1	1.56	8	1.52	.303	185	203	0	0	
	<a href="#">Giese, Dan</a>	0	0	1.74	8	0	0	0	0	0	10.1	9	2	2	0	2	0	4	0	0	0	0.63	0	1.06	.225	40	42	0	1	
	<a href="#">Godfrey, Graham</a>	4	7	5.31	23	16	0	0	0	0	105.0	104	72	62	9	8	51	3	85	0	4	0.68	6	1.48	.261	398	469	7	4	
*	<a href="#">Halama, John</a>	4	2	6.09	12	12	0	0	0	0	68.0	87	50	46	12	1	21	2	28	0	2	1.69	12	1.59	.325	268	296	2	0	
	<a href="#">Hernandez, Fernando</a>	4	6	5.66	34	4	0	0	2	3	62.0	71	50	39	7	5	24	1	54	0	4	0.97	1	1.53	.281	253	289	3	13	
	<a href="#">Hunton, Jon</a>	5	4	3.48	40	0	0	0	0	2	51.2	56	26	20	4	0	19	2	30	0	2	0.85	3	1.45	.271	207	229	3	10	
	<a href="#">James, Justin</a>	0	1	0.93	8	0	0	0	0	1	9.2	10	1	1	0	0	6	1	14	0	0	0.67	0	1.66	.263	38	45	0	4	
*	<a href="#">Kilby, Brad</a>	0	0	5.54	12	0	0	0	0	0	13.0	18	8	8	0	1	6	0	18	0	0	0.43	0	1.85	.327	55	63	0	3	
	<a href="#">Lansford, Jared</a>	1	0	5.23	8	0	0	0	0	0	10.1	12	6	6	0	1	4	0	11	0	1	1.22	1	1.55	.286	42	47	0	2	
	<a href="#">McBeth, Marcus</a>	0	1	6.46	14	0	0	0	0	2	15.1	18	14	11	2	0	16	1	14	0	2	0.68	2	2.22	.290	62	80	2	5	
	<a href="#">Middleton, Kyle</a>	6	8	3.77	23	14	0	0	1	1	102.2	97	56	43	10	3	48	1	69	0	4	0.92	13	1.41	.255	380	436	1	4	
	<a href="#">Mortensen, Clay</a>	11	5	3.89	21	21	0	0	0	0	136.1	129	71	59	12	2	40	2	97	0	10	1.92	17	1.24	.252	511	562	5	0	
	<a href="#">Price, Jared</a>	0	0	0.00	1	0	0	0	0	0	1.0	0	0	0	0	0	1	0	1	0	0	1.00	0	1.00	.000	3	4	0	1	
	<a href="#">Ramirez, Edwar</a>	3	2	3.93	28	0	0	0	0	1	36.2	36	17	16	4	0	18	3	28	0	5	0.80	1	1.47	.261	138	160	1	6	
	<a href="#">Ross, Tyson</a>	2	1	3.55	6	6	0	0	0	0	25.1	22	10	10	1	4	13	0	30	0	1	4.25	5	1.38	.253	87	106	0	0	
	Other	12	6	4.20	106	23	0	0	22	26	203.2	199	118	95	17	9	99	4	200	3	13	0.98	8	1.46	.254	784	902	8	44	
	Team Total	62	54	4.27	116	116	1	4	28	43	1027.2	1040	588	487	98	41	452	22	868	3	57	1.07	81	1.45	.264	3941	4505	36	115	

KEY: \* - lefthanded hitter/pitcher, # - switch hitter

Corpus Christi Hooks (53-60) 3, Midland RockHounds (58-55) 2  
August 8, 2010

	1	2	3	4	5	6	7	8	9	R	H	E
Corpus Christi	0	0	1	0	0	2	0	0	0	3	9	1
Midland	0	1	0	0	0	0	0	1	0	2	8	1

Corpus Christi	AB	R	H	RBI	BB	SO	LOB	AVG	Midland	AB	R	H	RBI	BB	SO	LOB	AVG
Cartwright, 2B	5	0	1	0	0	3	0	.256	Brown, C, CF	3	0	2	0	1	1	0	.331
Manzella, SS	3	0	2	1	0	0	0	.400	Weeks, 2B	3	0	0	0	0	0	3	.281
a-Florentino, PH-3B	1	0	0	0	0	0	1	.256	Cardenas, DH	3	0	0	1	0	2	0	.345
Parejo, LF	4	0	1	0	0	0	2	.359	Gilbert, LF	3	0	1	0	1	1	0	.257
Martinez, J.D., DH	4	0	0	0	0	1	3	.310	Horton, SS	4	1	1	0	0	1	3	.277
Clemens, 1B	3	1	3	0	0	0	0	.259	Valdez, A, 3B	4	0	1	0	0	1	2	.263
Gaston, CF	4	1	1	2	0	0	4	.256	Majewski, V, RF	3	0	1	1	1	1	1	.262
Cook, D, RF	4	0	0	0	0	2	4	.234	Peterson, S, 1B	4	0	1	0	0	0	3	.257
Hernandez, Fe, C	4	0	0	0	0	1	1	.231	Paramore, C	1	0	0	0	0	1	0	.209
Affronti, 3B-SS	4	1	1	0	0	1	0	.282	Ortiz, G, C	3	1	1	0	0	0	2	.229
Keuchel, D, P	0	0	0	0	0	0	0	.000	Wright, M, P	0	0	0	0	0	0	0	.000
Peguero, P	0	0	0	0	0	0	0	.000	Sattler, P	0	0	0	0	0	0	0	.000
Totals	36	3	9	3	0	8	15	.255	Friend, P	0	0	0	0	0	0	0	.000
									Totals	31	2	8	2	3	8	14	.263

a-Grounded out for Manzella in the 7th.

**BATTING**

2B: Parejo (5, Sattler).  
HR: Gaston (9, 6th inning off Wright, M, 1 on, 2 out).  
TB: Cartwright; Manzella 2; Parejo 2; Clemens 3; Gaston 4; Affronti.  
RBI: Manzella (1), Gaston 2 (41).  
2-out RBI: Gaston 2.  
Runners left in scoring position, 2 out: Cook, D 3; Martinez, J.D.; Hernandez, Fe.  
Team RISP: 1-for-9.  
Team LOB: 7.

**BASERUNNING**

SB: Clemens (8, 2nd base off Wright, M/Paramore).  
CS: Manzella (2, 2nd base by Wright, M/Paramore).

**FIELDING**

E: Hernandez, Fe (1, throw).  
DP: 2 (Affronti-Cartwright-Clemens, Cartwright-Affronti-Clemens).

**BATTING**

2B: Majewski, V (13, Keuchel, D).  
TB: Brown, C 2; Gilbert; Horton; Valdez, A; Majewski, V 2; Peterson, S; Ortiz, G.  
RBI: Majewski, V (39), Cardenas (32).  
2-out RBI: Majewski, V.  
Runners left in scoring position, 2 out: Peterson, S; Valdez, A; Weeks; Horton; Ortiz, G.  
S: Weeks.  
SF: Cardenas.  
GIDP: Weeks; Peterson, S.  
Team RISP: 0-for-5.  
Team LOB: 7.

**BASERUNNING**

SB: Gilbert (25, 2nd base off Keuchel, D/Hernandez, Fe).

**FIELDING**

E: Sattler (1, fielding).

Corpus Christi	IP	H	R	ER	BB	SO	HR	ERA	Midland	IP	H	R	ER	BB	SO	HR	ERA
Keuchel, D (W, 2-1)	7.2	8	2	2	1	7	0	5.24	Wright, M (L, 4-2)	6.0	8	3	3	0	3	1	2.66
Peguero (S, 3)	1.1	0	0	0	2	1	0	0.73	Sattler	2.0	1	0	0	0	3	0	4.09
Totals	9.0	8	2	2	3	8	0	3.60	Friend	1.0	0	0	0	0	2	0	2.89
									Totals	9.0	9	3	3	0	8	1	3.98

WP: Peguero.  
HBP: Clemens (by Sattler).  
Pitches-strikes: Keuchel, D 101-67, Peguero 28-15, Wright, M 81-50, Sattler 29-19, Friend 14-9.  
Groundouts-flyouts: Keuchel, D 11-3, Peguero 1-2, Wright, M 7-7, Sattler 3-0, Friend 0-1.  
Batters faced: Keuchel, D 30, Peguero 6, Wright, M 25, Sattler 9, Friend 3.  
Inherited runners-scored: Peguero 1-0.  
Umpires: HP: Kelvin Bultron. 1B: Brett Robson. 2B: . 3B: Stu Scheurwater.  
Weather: 102 degrees, clear.  
Wind: 12 mph, R to L.  
T: 2:34.  
Att: 4,060.

Choose a highlighted category to sort. NOTE: Rate stats do not use qualifiers.

		GI ---GAMES BY POSITION---																											
BATTERS	AVG	G	AB	R	H	2B	3B	HR	RBI	TB	BB	IBB	SO	SB	CS	OBP	SLG	OPS	SF	SAC	HBP	DP	1B	2B	3B	SS	OF	C	E
* <a href="#">Brown, Corey</a>	.331	71	260	47	86	12	5	8	40	132	42	1	70	16	0	.426	.508	.934	1	0	2	4	0	0	0	0	63	0	4
* <a href="#">Cardenas, Adrian</a>	.345	51	194	36	67	15	0	3	32	91	33	3	23	4	6	.436	.469	.906	6	0	3	8	0	16	26	0	0	0	11
<a href="#">Gilbert, Archie</a>	.257	97	370	53	95	28	0	10	46	153	44	0	52	25	10	.341	.414	.755	3	1	5	9	0	0	0	0	87	0	2
* <a href="#">Holt, J.C.</a>	.243	37	152	21	37	3	1	2	14	48	8	0	33	7	0	.284	.316	.600	1	2	1	6	0	30	0	0	0	0	6
* <a href="#">Horton, Josh</a>	.277	81	325	42	90	15	3	3	35	120	30	1	39	4	2	.341	.369	.710	3	0	3	8	0	0	0	79	0	0	11
* <a href="#">Majewski, Val</a>	.262	55	206	28	54	13	0	8	39	91	30	1	50	4	1	.356	.442	.797	2	0	1	9	3	0	0	0	41	0	0
* <a href="#">Napoleon, Dusty</a>	.200	4	10	0	2	1	0	0	0	3	3	0	0	0	0	.385	.300	.685	0	0	0	1	0	0	0	0	0	4	1
<a href="#">Ortiz, Gabriel</a>	.229	28	96	9	22	5	0	1	12	30	4	0	25	1	1	.265	.313	.577	1	0	1	5	1	0	0	0	0	28	3
<a href="#">Paramore, Petey</a>	.209	43	134	14	28	4	0	3	11	41	24	1	39	0	0	.333	.306	.639	0	0	1	6	0	0	0	0	0	43	2
* <a href="#">Peterson, Shane</a>	.257	101	362	47	93	19	0	5	46	127	43	0	85	8	2	.350	.351	.701	4	0	11	8	40	0	0	0	51	0	3
* <a href="#">Sulentic, Matthew</a>	.273	97	348	42	95	15	2	1	37	117	41	1	92	10	5	.350	.336	.686	3	3	2	8	0	0	0	0	76	0	3
# <a href="#">Valdez, Alex</a>	.263	107	422	69	111	21	7	11	58	179	35	4	101	7	1	.325	.424	.750	2	1	5	8	0	21	69	6	0	0	15
# <a href="#">Weeks, Jemile</a>	.281	42	167	29	47	11	3	2	19	70	20	0	22	7	5	.363	.419	.782	3	1	3	1	0	41	0	0	0	0	6
Other	.231	221	761	83	176	38	7	10	87	258	82	4	201	12	10	.311	.339	.650	12	1	11	17							
Team Total	.263	113	3807	520	1003	200	28	67	476	1460	439	16	832	105	43	.344	.384	.727	41	9	49	98							101
PITCHERS		W	L	ERA	G	GS	CG	SHO	SV	SVO	IP	H	R	ER	HR	HB	BB	IBB	SO	BK	WP	GO/AO	DP	WHIP	AVG	AB	TBF	SF	GF
* <a href="#">Capra, Anthony</a>	6	9	4.34	22	22	0	0	0	0	0	103.2	95	56	50	9	5	70	0	99	0	7	0.99	9	1.59	.248	383	468	4	0
<a href="#">De Los Santos, Fautino</a>	0	2	5.75	15	0	0	0	0	0	1	20.1	18	14	13	1	2	8	0	34	0	2	1.33	0	1.28	.225	80	91	0	4
* <a href="#">Edell, Ryan</a>	7	4	3.15	16	15	0	0	0	0	0	91.1	105	35	32	3	2	14	0	60	0	3	1.41	11	1.30	.289	363	382	0	0
* <a href="#">Figueroa, Pedro</a>	1	6	5.30	13	13	0	0	0	0	0	71.1	84	45	42	6	2	29	1	57	5	4	1.39	3	1.58	.295	285	319	2	0
<a href="#">Friend, Justin</a>	2	2	2.89	27	1	0	0	0	2	2	43.2	48	20	14	0	1	26	1	41	1	3	1.31	3	1.69	.286	168	199	2	6
* <a href="#">Gordon, Derrick</a>	2	2	5.37	32	0	0	0	1	2	2	53.2	49	36	32	5	3	27	2	44	0	7	1.02	3	1.42	.245	200	237	3	6
* <a href="#">Hernandez, Carlos</a>	8	2	4.46	21	20	0	0	0	0	0	105.0	119	55	52	4	2	42	0	78	0	3	1.34	8	1.53	.287	415	464	3	1
<a href="#">Holt, J.C.</a>	1	0	15.43	2	0	0	0	0	0	0	2.1	4	4	4	0	0	2	0	0	0	0	1.33	0	2.57	.333	12	14	0	0
<a href="#">Leon, Arnold</a>	0	0	6.23	3	0	0	0	0	0	0	4.1	6	3	3	1	0	3	0	1	0	2	1.20	0	2.08	.333	18	22	0	0
<a href="#">Lyman, Jeff</a>	0	3	7.71	7	7	0	0	0	0	0	18.2	24	17	16	3	0	10	0	19	0	7	1.12	1	1.82	.304	79	89	0	0
* <a href="#">Majewski, Val</a>	0	0	0.00	1	0	0	0	1	1	1	1.0	1	0	0	0	0	0	0	1	0	0	0.00	0	1.00	.250	4	4	0	1
<a href="#">Ortiz, Gabriel</a>	0	0	0.00	2	0	0	0	0	0	0	1.2	0	0	0	0	0	3	0	0	0	0	0.25	0	1.80	.000	5	8	0	2
<a href="#">Ray, Jason</a>	3	3	4.41	24	0	0	0	0	1	1	34.2	37	22	17	4	1	21	1	17	0	10	1.05	3	1.67	.272	136	162	4	6
<a href="#">Sattler, Daniel</a>	1	0	4.09	22	0	0	0	0	0	0	33.0	30	15	15	4	4	15	2	29	0	2	1.44	1	1.36	.244	123	145	0	8
* <a href="#">Sewell, Lance</a>	0	0	7.36	4	0	0	0	0	0	0	3.2	6	3	3	0	0	1	0	4	0	1	0.17	0	1.91	.353	17	18	0	2
<a href="#">Souza, Justin</a>	2	2	3.38	28	0	0	0	6	6	6	40.0	35	17	15	1	0	20	2	38	0	3	0.57	3	1.38	.230	152	174	1	11
<a href="#">Storey, Mickey</a>	4	3	3.79	33	1	0	0	6	9	9	57.0	46	29	24	5	3	18	2	48	1	3	1.22	3	1.12	.220	209	237	5	16
<a href="#">Wagner, Neil</a>	4	2	3.03	23	0	0	0	0	4	4	35.2	38	17	12	0	0	19	4	34	0	1	1.80	5	1.60	.270	141	161	0	6
<a href="#">Wright, Matt</a>	4	2	2.66	10	10	0	0	0	0	0	50.2	58	20	15	7	0	4	0	30	0	2	1.05	3	1.22	.286	203	210	2	0
Other	13	13	3.30	93	24	0	0	20	24	24	229.1	208	104	84	11	10	97	4	173	0	16	1.52	27	1.33	.243	855	976	6	44
Team Total	58	55	3.98	113	113	0	3	34	50	50	1001.0	1011	512	443	64	35	429	19	807	7	76	1.25	83	1.44	.263	3848	4380	32	113

KEY: \* - lefthanded hitter/pitcher, # - switch hitter

Stockton Ports (54-59) 4, High Desert Mavericks (60-53) 2  
August 8, 2010

	1	2	3	4	5	6	7	8	9	R	H	E
High Desert	0	1	0	0	1	0	0	0	0	2	4	0
Stockton	0	0	3	0	0	1	0	0	x	4	8	0

High Desert	AB	R	H	RBI	BB	SO	LOB	AVG	Stockton	AB	R	H	RBI	BB	SO	LOB	AVG
Seager, SS	3	0	0	1	1	1	0	.346	Mitchell, J, CF	4	0	2	0	0	2	0	.336
Hansen, 2B	4	0	0	0	0	3	3	.203	Green, SS	3	0	0	0	1	1	5	.313
Chavez, RF	4	0	2	0	0	1	0	.312	Parker, S, 3B	3	1	1	0	1	1	0	.295
Martinez-Esteve, E, 1B	4	0	0	0	0	1	2	.335	Spina, 1B	4	0	0	0	0	3	3	.254
Poythress, 3B	4	1	1	1	0	1	0	.304	Carter, Y, DH	4	1	1	2	0	1	2	.289
Lo, K, DH	2	0	0	0	1	0	0	.246	Ladendorf, 2B	3	2	2	2	1	0	0	.276
Almonte, D, CF	3	1	1	0	0	2	0	.259	Barfield, RF	4	0	1	0	0	2	0	.254
Henriquez, C	3	0	0	0	0	0	2	.303	Walton, LF	4	0	0	0	0	2	2	.254
Mendez, M, LF	2	0	0	0	1	2	0	.214	Galarraga, C	3	0	1	0	0	0	2	.364
Gillheeneey, J, P	0	0	0	0	0	0	0	.000	Williamson, P	0	0	0	0	0	0	0	.000
Moran, P	0	0	0	0	0	0	0	.000	Hodsdon, P	0	0	0	0	0	0	0	.000
Totals	29	2	4	2	3	11	7	.297	Smyth, P	0	0	0	0	0	0	0	.000
									Totals	32	4	8	4	3	12	14	.267

**BATTING**

HR: Poythress (24, 2nd inning off Williamson, 0 on, 1 out).

TB: Chavez 2; Poythress 4; Almonte, D.

RBI: Poythress (100), Seager (55).

2-out RBI: Seager.

Runners left in scoring position, 2 out: Hansen 2.

GIDP: Martinez-Esteve, E 2.

Team RISP: 0-for-2.

Team LOB: 3.

**BATTING**

HR: Carter, Y (9, 3rd inning off Gillheeneey, J, 1 on, 1 out), Ladendorf 2 (5, 3rd inning off Gillheeneey, J, 0 on, 1 out; 6th inning off Gillheeneey, J, 0 on, 0 out).

TB: Mitchell, J 2; Parker, S; Carter, Y 4; Ladendorf 8; Barfield; Galarraga.

RBI: Carter, Y 2 (26), Ladendorf 2 (34).

Runners left in scoring position, 2 out: Carter, Y; Green 3.

Team RISP: 1-for-7.

Team LOB: 7.

**FIELDING**

DP: 2 (Ladendorf-Green-Spina 2).

High Desert	IP	H	R	ER	BB	SO	HR	ERA	Stockton	IP	H	R	ER	BB	SO	HR	ERA
Gillheeneey, J (L, 1-1)	6.0	8	4	4	3	10	3	3.00	Williamson (W, 3-0)	5.2	4	2	2	3	5	1	3.47
Moran	2.0	0	0	0	0	2	0	1.56	Hodsdon (H, 4)	2.1	0	0	0	0	4	0	6.63
Totals	8.0	8	4	4	3	12	3	4.85	Smyth (S, 19)	1.0	0	0	0	0	2	0	2.64
									Totals	9.0	4	2	2	3	11	1	4.83

Groundouts-flyouts: Gillheeneey, J 3-5, Moran 1-3, Williamson 10-2, Hodsdon 0-2, Smyth 0-1.

Batters faced: Gillheeneey, J 29, Moran 6, Williamson 22, Hodsdon 7, Smyth 3.

Umpires: HP: Justin Sassaman. 1B: Charles Billington. 2B: . 3B: .

Weather: 82 degrees, clear.

Wind: 15 mph, Out to LF.

T: 2:15.

Att: 2,425.

Choose a highlighted category to sort. NOTE: Rate stats do not use qualifiers.

GI ---GAMES BY POSITION---

BATTERS	AVG	G	AB	R	H	2B	3B	HR	RBI	TB	BB	IBB	SO	SB	CS	OBP	SLG	OPS	SF	SAC	HBP	DP	1B	2B	3B	SS	OF	C	E
<a href="#">Barfield, Jeremy</a>	.254	109	410	54	104	17	0	10	63	151	43	1	77	1	1	.322	.368	.690	10	1	3	18	0	0	0	0	107	0	8
<a href="#">Carter, Yusuf</a>	.289	25	90	21	26	7	0	9	26	60	8	0	23	1	0	.350	.667	1.017	1	0	1	1	1	0	0	0	1	16	2
<a href="#">Galarraga, Joel</a>	.364	3	11	1	4	0	0	0	0	4	0	0	0	0	0	.364	.364	.727	0	0	0	0	0	0	0	0	0	3	0
<a href="#">Green, Grant</a>	.313	105	438	80	137	30	5	13	63	216	34	2	101	6	5	.363	.493	.856	8	3	5	11	0	1	0	89	0	0	31
* <a href="#">Johnson, Todd</a>	.212	66	245	32	52	9	3	5	30	82	21	1	55	5	3	.274	.335	.609	3	0	1	8	0	0	0	0	53	0	1
<a href="#">Ladendorf, Tyler</a>	.276	99	384	49	106	25	3	5	34	152	23	0	83	17	3	.320	.396	.715	3	2	3	10	0	71	1	21	8	0	13
* <a href="#">Mitchell, Jermaine</a>	.336	64	253	56	85	19	5	9	27	141	43	0	73	13	9	.438	.557	.995	0	0	3	1	0	0	0	0	59	0	4
<a href="#">Ortiz, Ryan</a>	.277	58	188	35	52	12	1	8	35	90	36	0	47	1	0	.394	.479	.873	1	1	1	3	2	0	0	0	0	54	8
* <a href="#">Parker, Stephen</a>	.295	112	420	79	124	32	4	16	75	212	68	1	83	3	1	.396	.505	.900	8	0	7	12	2	1	105	0	0	0	25
<a href="#">Pinckney, Brandon</a>	.235	12	34	4	8	2	0	1	5	13	7	0	6	0	0	.357	.382	.739	1	3	0	0	0	9	2	0	0	0	2
<a href="#">Spina, Michael</a>	.254	108	421	58	107	20	1	21	80	192	45	0	126	0	0	.335	.456	.791	3	0	8	10	93	2	4	0	0	0	14
# <a href="#">Thomas, David</a>	.226	42	146	25	33	7	4	1	19	51	14	0	27	6	5	.313	.349	.663	1	1	5	2	0	0	0	0	37	0	2
<a href="#">Walton, Kent</a>	.254	21	67	7	17	2	0	1	9	22	4	0	17	3	0	.292	.328	.620	1	1	0	1	0	0	0	0	12	0	0
Other	.234	230	757	94	177	34	5	14	90	263	109	2	198	13	17	.337	.347	.685	6	3	12	16							
Team Total	.267	113	3867	595	1032	216	31	113	556	1649	456	7	917	69	44	.348	.426	.774	46	15	49	93							151

PITCHERS	W	L	ERA	G	GS	CG	SHO	SV	SVO	IP	H	R	ER	HR	HB	BB	IBB	SO	BK	WP	GO/AO	DP	WHIP	AVG	AB	TBF	SF	GF	HLD
* <a href="#">Barham, Trey</a>	3	1	1.99	47	0	0	0	1	5	54.1	50	21	12	1	2	16	1	46	0	0	2.11	5	1.21	.246	203	226	3	9	13
<a href="#">Carignan, Andrew</a>	2	2	6.37	27	0	0	0	0	2	29.2	28	29	21	2	4	31	0	39	0	6	2.20	3	1.99	.246	114	150	0	9	1
<a href="#">Deal, Scott</a>	1	4	4.00	32	1	0	0	0	1	54.0	55	29	24	6	8	18	2	35	2	5	1.26	7	1.35	.262	210	239	1	6	3
<a href="#">Hart, Mike</a>	1	0	2.45	2	0	0	0	0	0	3.2	3	1	1	0	1	2	0	3	0	0	1.00	0	1.36	.214	14	17	0	0	0
<a href="#">Haviland, Shawn</a>	7	6	3.82	22	22	0	0	0	0	122.2	128	65	52	12	15	31	0	134	1	10	0.87	9	1.30	.269	475	527	4	0	0
<a href="#">Hodsdon, Scott</a>	2	2	6.63	36	0	0	0	0	1	57.0	72	58	42	3	4	29	2	47	1	5	1.73	8	1.77	.304	237	276	2	9	4
* <a href="#">Hornbeck, Ben</a>	4	3	5.35	15	15	0	0	0	0	75.2	97	58	45	18	6	36	0	92	1	13	1.55	8	1.76	.312	311	359	3	0	0
<a href="#">Hunter, Brett</a>	2	1	6.51	25	0	0	0	0	1	27.2	32	21	20	4	0	25	1	44	1	5	0.85	3	2.06	.294	109	137	2	6	5
* <a href="#">Marks, Justin</a>	1	1	7.00	2	2	0	0	0	0	9.0	11	10	7	2	0	6	0	5	0	2	1.33	0	1.89	.314	35	44	1	0	0
<a href="#">Murray, Justin</a>	7	4	3.99	20	14	1	0	1	2	88.0	98	43	39	8	1	47	1	68	0	7	1.07	5	1.65	.282	348	400	2	1	1
<a href="#">Pina, Jose</a>	1	3	6.75	22	0	0	0	0	1	30.2	34	25	23	7	2	14	0	30	0	5	0.74	0	1.57	.281	121	142	4	6	6
<a href="#">Pinckney, Brandon</a>	0	0	10.80	2	0	0	0	0	0	1.2	3	2	2	1	0	0	0	0	0	0	4.00	2	1.80	.500	6	6	0	2	0
<a href="#">Smyth, Paul</a>	3	5	2.64	46	0	0	0	19	28	64.2	50	28	19	3	3	18	4	77	0	4	1.48	2	1.05	.209	239	265	0	34	1
<a href="#">Thomas, Daniel</a>	0	0	8.71	9	0	0	0	1	2	10.1	7	11	10	0	2	13	1	13	0	3	0.78	0	1.94	.189	37	52	0	4	2
<a href="#">Tomko, Brett</a>	0	1	7.52	6	6	0	0	0	0	26.1	37	22	22	11	3	7	0	22	0	3	0.62	0	1.67	.322	115	125	0	0	0
* <a href="#">Williamson, Fabian</a>	3	0	3.47	8	8	0	0	0	0	36.1	38	16	14	4	3	19	0	35	0	2	1.33	6	1.57	.277	137	162	1	0	0
Other	17	26	5.43	109	45	0	0	3	4	310.0	352	204	187	35	17	115	2	268	0	20	0.93	20	1.51	.285	1235	1394	17	26	7
Team Total	54	59	4.83	113	113	1	1	25	47	1001.2	1095	643	538	117	71	427	14	958	6	90	1.12	78	1.52	.277	3946	4521	40	112	43

KEY: \* - lefthanded hitter/pitcher, # - switch hitter

Kane County Cougars (57-54) 13, Burlington Bees (37-72) 7  
August 8, 2010

	1	2	3	4	5	6	7	8	9	R	H	E
Kane County	0	2	0	1	2	3	0	4	1	13	15	1
Burlington	0	0	0	1	5	0	0	1	0	7	10	1

Kane County	AB	R	H	RBI	BB	SO	LOB	AVG
Crumbliss, 2B	6	0	1	0	0	1	4	.263
House, CF	4	0	0	0	2	0	3	.263
Aliotti, A, 1B	5	3	2	1	1	0	0	.284
Dixon, Ra, DH	6	4	3	0	0	1	4	.270
LeVier, LF	4	3	3	4	1	0	2	.357
Christian, 3B	5	1	2	2	0	1	5	.269
Stassi, C	2	1	0	0	3	2	4	.245
Gilmartin, SS	4	1	4	5	0	0	0	.258
Crisotomo, RF	5	0	0	1	0	1	7	.233
Straily, P	0	0	0	0	0	0	0	.000
Schultz, P	0	0	0	0	0	0	0	.000
Hoehn, P	0	0	0	0	0	0	0	.000
Lansford, P	0	0	0	0	0	0	0	.000
<b>Totals</b>	<b>41</b>	<b>13</b>	<b>15</b>	<b>13</b>	<b>7</b>	<b>6</b>	<b>29</b>	<b>.253</b>

Burlington	AB	R	H	RBI	BB	SO	LOB	AVG
Ferguson, CF	4	1	1	0	1	0	2	.286
Aparicio, RF	0	0	0	0	0	0	0	.185
McClure, SS	4	2	3	2	1	0	0	.333
Merrifield, RF-CF	4	1	1	1	0	2	3	.218
Kuebler, 1B	3	0	1	1	2	1	1	.279
Testa, DH	3	0	0	1	1	1	4	.266
Theriot, C	3	0	0	0	1	1	2	.385
Batista, D, 2B	4	1	1	1	0	0	3	.229
Cruz, Fe, 3B	3	1	2	0	1	0	0	.212
Richardson, H, LF	3	1	1	0	1	0	1	.185
Sample, P	0	0	0	0	0	0	0	.000
Encarnacion, P	0	0	0	0	0	0	0	.000
Anderson, Br, P	0	0	0	0	0	0	0	.000
Morizio, P	0	0	0	0	0	0	0	.000
<b>Totals</b>	<b>31</b>	<b>7</b>	<b>10</b>	<b>6</b>	<b>8</b>	<b>5</b>	<b>16</b>	<b>.233</b>

**BATTING**

**2B:** Christian (7, Sample), Gilmartin (29, Sample).

**3B:** LeVier (1, Morizio).

**HR:** LeVier (1, 6th inning off Encarnacion, 2 on, 2 out), Gilmartin (5, 8th inning off Morizio, 1 on, 2 out), Aliotti, A (5, 9th inning off Morizio, 0 on, 2 out).

**TB:** Crumbliss; Aliotti, A 5; Dixon, Ra 3; LeVier 8; Christian 3; Gilmartin 8.

**RBI:** Christian 2 (19), Gilmartin 5 (51), Crisotomo (13), LeVier 4 (8), Aliotti, A (58).

**2-out RBI:** Gilmartin 4; LeVier 3; Aliotti, A.

**Runners left in scoring position, 2 out:** Crumbliss; Christian 2; Crisotomo 2; House.

**SF:** Gilmartin.

**Team RISP:** 6-for-20.

**Team LOB:** 9.

**BASERUNNING**

**SB:** Christian (7, 2nd base off Morizio/Theriot).

**CS:** Crisotomo (2, 2nd base by Sample/Theriot).

**FIELDING**

**E:** Gilmartin (23, fielding).

**DP:** 3 (Gilmartin-Crumbliss-Aliotti, A, Gilmartin-Aliotti, A, Aliotti, A).

**BATTING**

**2B:** McClure 2 (2, Straily, Hoehn), Kuebler (2, Straily), Cruz, Fe (11, Straily), Merrifield (3, Straily).

**HR:** Batista, D (4, 8th inning off Hoehn, 0 on, 1 out).

**TB:** Ferguson; McClure 5; Merrifield 2; Kuebler 2; Batista, D 4; Cruz, Fe 3; Richardson, H.

**RBI:** Kuebler (9), McClure 2 (2), Merrifield (9), Testa (39), Batista, D (23).

**Runners left in scoring position, 2 out:** Kuebler; Batista, D 2.

**S:** Merrifield.

**GIDP:** Ferguson; Testa.

**Team RISP:** 3-for-10.

**Team LOB:** 6.

**BASERUNNING**

**CS:** Cruz, Fe (3, 2nd base by Hoehn/Stassi), Testa (7, 2nd base by Schultz/Stassi), McClure (1, 2nd base by Straily/Stassi).

**FIELDING**

**E:** Kuebler (3, fielding).

Kane County	IP	H	R	ER	BB	SO	HR	ERA
Straily	4.0	7	6	6	3	4	0	4.73
Schultz (W, 5-1)	1.0	0	0	0	2	0	0	2.45
Hoehn (H, 6)	3.0	3	1	1	2	1	1	2.80
Lansford	1.0	0	0	0	1	0	0	4.39
<b>Totals</b>	<b>9.0</b>	<b>10</b>	<b>7</b>	<b>7</b>	<b>8</b>	<b>5</b>	<b>1</b>	<b>3.93</b>

Burlington	IP	H	R	ER	BB	SO	HR	ERA
Sample	4.2	8	5	5	5	3	0	4.39
Encarnacion (L, 1-2)	1.1	1	3	0	1	0	1	6.69
Anderson, Br	1.0	1	0	0	1	0	0	13.50
Morizio	2.0	5	5	5	0	3	2	22.50
<b>Totals</b>	<b>9.0</b>	<b>15</b>	<b>13</b>	<b>10</b>	<b>7</b>	<b>6</b>	<b>3</b>	<b>5.25</b>

Straily pitched to 5 batters in the 5th.

**Groundouts-flyouts:** Straily 6-1, Schultz 2-0, Hoehn 4-3, Lansford 0-1, Sample 8-2, Encarnacion 4-0, Anderson, Br 1-2, Morizio 2-1.

**Batters faced:** Straily 21, Schultz 4, Hoehn 12, Lansford 3, Sample 26, Encarnacion 7, Anderson, Br 5, Morizio 11.

**Inherited runners-scored:** Schultz 2-2, Encarnacion 2-0.

**Umpires:** HP: John Bostwick. 1B: Asa Gaddy. 2B: . 3B: .

**Weather:** 92 degrees, cloudy.

**Wind:** 16 mph, Out to CF.

**T:** 3:08.

**Att:** 1,126.



Choose a highlighted category to sort. NOTE: Rate stats do not use qualifiers.

		GI ---GAMES BY POSITION---																											
BATTERS	AVG	G	AB	R	H	2B	3B	HR	RBI	TB	BB	IBB	SO	SB	CS	OBP	SLG	OPS	SF	SAC	HBP	DP	1B	2B	3B	SS	OF	C	E
* <a href="#">Aliotti, Anthony</a>	.284	106	373	62	106	20	1	5	58	143	76	1	112	13	3	.405	.383	.789	6	3	4	6	100	0	0	0	0	0	10
* <a href="#">Christian, Jason</a>	.269	34	130	18	35	7	0	2	19	48	7	2	31	7	1	.307	.369	.676	2	0	1	1	0	1	23	7	0	0	6
* <a href="#">Crisotomo, Jose</a>	.233	25	90	12	21	1	1	0	13	24	4	0	11	3	2	.266	.267	.533	0	3	0	1	0	0	0	0	23	0	1
* <a href="#">Crumbliss, Conner</a>	.263	107	395	73	104	24	2	3	48	141	92	0	74	21	7	.404	.357	.761	6	4	5	6	0	94	0	0	11	0	10
<a href="#">Dixon, Rashun</a>	.270	93	341	57	92	16	3	7	47	135	49	0	102	9	6	.376	.396	.772	2	0	10	4	0	0	0	0	85	0	2
<a href="#">Gil, Leonardo</a>	.224	91	331	45	74	17	4	9	59	126	22	0	81	3	2	.276	.381	.657	8	2	5	9	1	0	76	6	0	0	13
# <a href="#">Gilmartin, Michael</a>	.258	101	361	35	93	29	4	5	51	145	37	0	98	14	5	.333	.402	.735	4	6	6	7	0	0	0	99	0	0	23
<a href="#">House, Tyreece</a>	.263	95	346	70	91	8	1	1	21	104	73	0	71	29	10	.400	.301	.700	2	5	7	6	0	0	0	0	87	0	4
* <a href="#">LeVier, Mitch</a>	.357	7	28	7	10	2	1	1	8	17	3	0	2	1	0	.419	.607	1.026	0	0	0	0	0	0	0	0	5	0	1
<a href="#">Nunez, Juan</a>	.155	34	116	9	18	2	0	1	9	23	5	0	38	0	1	.195	.198	.393	1	1	1	1	0	0	0	0	0	33	8
<a href="#">Richard, Myrio</a>	.286	89	332	45	95	27	2	1	30	129	34	0	49	11	7	.358	.389	.747	1	2	4	7	0	0	0	0	78	0	6
<a href="#">Stassi, Max</a>	.245	90	343	46	84	19	1	13	49	144	32	0	122	3	3	.316	.420	.736	3	1	5	8	0	0	0	0	0	76	11
Other	.225	156	551	58	124	30	2	6	70	176	43	0	166	9	5	.288	.319	.608	5	4	8	15							
Team Total	.253	111	3737	537	947	202	22	54	482	1355	477	3	957	123	52	.343	.363	.706	40	31	56	71							135
PITCHERS	W	L	ERA	G	GS	CG	SHO	SV	SVO	IP	H	R	ER	HR	HB	BB	IBB	SO	BK	WP	GO/AO	DP	WHIP	AVG	AB	TBF	SF	GF	HLD
<a href="#">Doolittle, Ryan</a>	0	0	1.50	8	0	0	0	1	1	12.0	11	2	2	2	1	0	0	10	0	1	2.71	2	0.92	.239	46	47	0	5	3
<a href="#">Gil, Leonardo</a>	0	1	13.50	1	0	0	0	0	0	0.2	0	1	1	0	0	4	0	1	0	0	0.00	0	6.00	.000	2	6	0	1	0
<a href="#">Gilliam, Robert</a>	5	6	4.20	18	18	0	0	0	0	100.2	99	51	47	7	5	33	0	87	2	9	0.65	5	1.31	.261	379	427	7	0	0
<a href="#">Guzman, Jose</a>	3	1	3.43	36	0	0	0	15	17	42.0	38	20	16	2	1	13	0	42	1	5	1.17	2	1.21	.238	160	176	1	31	1
<a href="#">Hoehn, Connor</a>	6	3	2.80	36	0	0	0	1	2	74.0	52	26	23	4	6	31	1	89	0	6	0.95	1	1.12	.195	266	309	1	7	6
* <a href="#">Huttenlocker, Anthony</a>	1	1	3.10	26	0	0	0	1	1	40.2	37	14	14	1	1	12	0	43	1	1	1.39	2	1.20	.248	149	165	3	7	1
<a href="#">Joseph, Jonathan</a>	1	4	4.45	9	4	0	0	0	0	28.1	28	17	14	1	3	16	1	28	0	10	0.76	3	1.55	.248	113	133	1	1	2
* <a href="#">Krol, Ian</a>	8	4	2.65	22	21	0	0	0	0	108.2	83	39	32	4	6	18	1	83	3	2	1.21	4	0.93	.209	398	431	5	1	0
<a href="#">Lansford, Josh</a>	1	2	4.39	33	0	0	0	0	2	41.0	46	26	20	4	3	15	0	45	2	5	0.62	1	1.49	.282	163	183	2	16	2
<a href="#">Mederos, Chris</a>	4	4	2.76	10	8	0	0	0	0	42.1	36	19	13	1	2	13	0	37	0	4	1.64	2	1.16	.224	161	179	2	0	0
<a href="#">Nunez, Juan</a>	0	0	0.00	1	0	0	0	0	0	0.1	0	0	0	0	0	1	0	0	0	0	0.00	0	3.00	.000	1	2	0	1	0
* <a href="#">Peterson, Max</a>	4	2	3.49	25	0	0	0	2	5	38.2	29	15	15	3	2	24	1	54	0	6	1.64	2	1.37	.213	136	168	2	12	1
<a href="#">Schultz, Bo</a>	5	1	2.45	34	0	0	0	0	1	58.2	41	20	16	1	9	29	2	48	2	3	3.52	7	1.19	.196	209	249	1	11	4
<a href="#">Smalley, Kenny</a>	0	1	8.25	5	2	0	0	0	0	12.0	15	11	11	0	0	8	0	12	0	0	0.64	0	1.92	.294	51	59	0	1	0
<a href="#">Smith, Murphy</a>	6	0	4.08	12	11	0	0	0	0	68.1	67	39	31	1	7	15	1	51	2	1	1.59	4	1.20	.257	261	291	4	0	0
<a href="#">Straily, Daniel</a>	8	7	4.73	23	23	0	0	0	0	118.0	117	66	62	11	6	51	3	121	1	8	1.30	11	1.42	.267	439	505	5	0	0
Other	5	17	5.11	67	24	0	0	2	5	199.0	211	134	113	19	17	85	0	197	3	22	1.50	18	1.49	.273	772	889	7	17	8
Team Total	57	54	3.93	111	111	0	4	22	34	985.1	910	500	430	61	69	368	10	948	17	83	1.25	64	1.30	.246	3706	4219	41	111	28

KEY: \* - lefthanded hitter/pitcher, # - switch hitter

Vancouver Canadians (25-25) 4, Tri-City Dust Devils (22-28) 3  
August 8, 2010

	1	2	3	4	5	6	7	8	9	10	R	H	E
Tri-City	0	0	0	0	1	0	0	0	2	0	3	7	2
Vancouver	1	0	0	0	0	0	0	2	0	1	4	6	1

One out when winning run scored.

Tri-City	AB	R	H	RBI	BB	SO	LOB	AVG
Laurent, CF	5	0	0	0	0	3	2	.259
Hines, LF	5	0	2	0	0	0	0	.268
Sammy, SS	4	0	0	0	1	1	2	.276
Massanari, DH	5	1	3	0	0	0	2	.239
Reyes, RF	3	2	1	0	1	0	2	.261
Tracy, M, 1B	4	0	1	0	0	0	2	.237
Garneau, C	3	0	0	1	0	1	1	.227
Langfels, 3B	3	0	0	1	1	1	2	.177
Hernandez, 2B	4	0	0	1	0	0	4	.313
Hungerman, P	0	0	0	0	0	0	0	.000
Sitton, P	0	0	0	0	0	0	0	.000
Testa, P	0	0	0	0	0	0	0	.000
Tilford, C, P	0	0	0	0	0	0	0	.000
Trice, P	0	0	0	0	0	0	0	.000
<b>Totals</b>	<b>36</b>	<b>3</b>	<b>7</b>	<b>3</b>	<b>3</b>	<b>6</b>	<b>17</b>	<b>.239</b>

Vancouver	AB	R	H	RBI	BB	SO	LOB	AVG
Pineda, 2B	3	0	0	0	2	1	2	.429
Choice, CF	3	1	0	0	2	3	1	.000
Landaeta, RF	5	0	2	0	0	0	4	.309
Kirby-Jones, 1B	4	0	0	0	1	1	4	.241
Thompson, T, 3B	4	0	1	0	1	1	1	.288
1-Leyja, PR	0	1	0	0	0	0	0	.214
Kirkland, SS	4	1	2	0	1	0	2	.307
Whitaker, LF	4	1	1	1	0	1	2	.217
Nester, DH	4	0	0	0	1	1	2	.162
Petitti, C	2	0	0	0	0	2	3	.094
a-Bercume, PH	0	0	0	1	0	0	0	.291
Thomson, P	0	0	0	0	0	0	0	.000
Vidal, P	0	0	0	0	0	0	0	.000
Christensen, P	0	0	0	0	0	0	0	.000
Griffin, P	0	0	0	0	0	0	0	.000
Chitwood, P	0	0	0	0	0	0	0	.000
<b>Totals</b>	<b>33</b>	<b>4</b>	<b>6</b>	<b>2</b>	<b>8</b>	<b>10</b>	<b>21</b>	<b>.255</b>

a-Hit by pitch for Petitti in the 10th.  
1-Ran for Thompson, T in the 10th.

**BATTING**

**2B:** Massanari (5, Vidal).  
**TB:** Hines 2; Massanari 4; Reyes; Tracy, M.  
**RBI:** Hernandez (3), Garneau (19), Langfels (9).  
**Runners left in scoring position, 2 out:** Garneau; Laurent; Reyes; Hernandez; Massanari.  
**GIDP:** Massanari.  
**Team RISP:** 1-for-10.  
**Team LOB:** 7.

**BASERUNNING**

**SB:** Hines (5, 2nd base off Chitwood/Petitti), Reyes (7, 2nd base off Thomson/Petitti).

**FIELDING**

**E:** Hungerman (3, pickoff), Sammy (5, throw).  
**PB:** Garneau (8).  
**DP:** (Sammy-Hernandez-Tracy, M).

**BATTING**

**2B:** Kirkland (14, Testa), Whitaker (4, Testa), Thompson, T (8, Trice).  
**TB:** Landaeta 2; Thompson, T 2; Kirkland 3; Whitaker 2.  
**RBI:** Whitaker (14), Bercume (18).  
**2-out RBI:** Whitaker.  
**Runners left in scoring position, 2 out:** Kirkland; Kirby-Jones; Nester; Petitti 2; Pineda.  
**S:** Whitaker.  
**GIDP:** Landaeta.  
**Team RISP:** 1-for-12.  
**Team LOB:** 13.

**BASERUNNING**

**CS:** Landaeta (7, 2nd base by Trice/Garneau).

**FIELDING**

**E:** Kirkland (18, fielding).  
**DP:** 2 (Petitti-Kirby-Jones, Kirkland-Pineda-Kirby-Jones).

Tri-City	IP	H	R	ER	BB	SO	HR	ERA	Vancouver	IP	H	R	ER	BB	SO	HR	ERA
Hungerman	4.1	1	1	0	4	5	0	2.13	Thomson	5.0	3	1	0	2	5	0	2.89
Sitton	1.2	1	0	0	2	1	0	3.29	Vidal	1.0	1	0	0	0	0	0	3.80
Testa	1.2	2	2	1	0	1	0	3.21	Christensen	2.0	0	0	0	0	0	0	4.01
Tilford, C	0.1	0	0	0	0	1	0	6.84	Griffin (BS, 1)	1.0	2	2	2	1	0	0	4.40
Trice (L, 1-1)	1.1	2	1	1	2	2	0	4.87	Chitwood (W, 1-1)	1.0	1	0	0	0	1	0	7.36
<b>Totals</b>	<b>9.1</b>	<b>6</b>	<b>4</b>	<b>2</b>	<b>8</b>	<b>10</b>	<b>0</b>	<b>3.57</b>	<b>Totals</b>	<b>10.0</b>	<b>7</b>	<b>3</b>	<b>2</b>	<b>3</b>	<b>6</b>	<b>0</b>	<b>3.43</b>

**WP:** Hungerman.

**Balk:** Thomson.

**IBB:** Nester (by Trice).

**HBP:** Petitti (by Hungerman), Petitti (by Testa), Bercume (by Trice), Garneau (by Griffin).

**Groundouts-flyouts:** Hungerman 3-4, Sitton 2-2, Testa 3-1, Tilford, C 0-0, Trice 1-0, Thomson 5-4, Vidal 0-3, Christensen 2-4, Griffin 2-1, Chitwood 0-2.

**Batters faced:** Hungerman 19, Sitton 8, Testa 9, Tilford, C 1, Trice 8, Thomson 19, Vidal 4, Christensen 6, Griffin 7, Chitwood 4.

**Inherited runners-scored:** Sitton 2-0, Tilford, C 2-0.

**Umpires:** HP: Ricky Rodriguez. 1B: Mike Cascioppo. 2B: . 3B: .

**Weather:** 63 degrees, cloudy.

**Wind:** 9 mph, L to R.

**T:** 3:30.

**Att:** 3,619.

Choose a highlighted category to sort. NOTE: Rate stats do not use qualifiers.

GI ---GAMES BY POSITION---

BATTERS	AVG	G	AB	R	H	2B	3B	HR	RBI	TB	BB	IBB	SO	SB	CS	OBP	SLG	OPS	SF	SAC	HBP	DP	1B	2B	3B	SS	OF	C	E	
* <a href="#">Bercume, Jeff</a>	.291	43	172	18	50	7	1	0	18	59	15	0	23	5	3	.358	.343	.701	2	5	4	2	0	0	0	0	34	0	1	
<a href="#">Castillo, Gernaldo</a>	.136	16	44	3	6	1	0	0	2	7	6	0	10	1	0	.240	.159	.399	0	2	0	1	0	9	4	3	0	0	10	
<a href="#">Choice, Michael</a>	.000	2	6	1	0	0	0	0	0	0	4	0	4	0	0	.400	.000	.400	0	0	0	0	0	0	0	0	2	0	0	
<a href="#">Fabiaschi, Michael</a>	.260	25	77	10	20	4	1	0	3	26	14	0	19	2	1	.394	.338	.731	0	2	3	0	0	14	1	5	0	0	2	
* <a href="#">Hurley, Zachary</a>	.271	19	59	9	16	4	1	0	5	22	2	0	12	0	0	.295	.373	.668	0	1	0	3	0	0	0	0	13	0	1	
<a href="#">Kirby-Jones, A.J.</a>	.241	50	166	29	40	6	0	10	22	76	41	1	50	1	1	.404	.458	.862	1	0	5	5	42	0	0	0	0	0	6	
<a href="#">Kirkland, Wade</a>	.307	44	189	24	58	14	2	0	21	76	7	0	39	4	1	.330	.402	.732	3	0	1	6	0	0	0	44	0	0	18	
<a href="#">Landaeta, Douglas</a>	.309	48	194	18	60	10	1	2	24	78	13	1	26	4	7	.354	.402	.756	1	1	1	8	0	0	0	0	46	0	2	
<a href="#">Levia, Nino</a>	.214	32	117	15	25	2	0	1	6	30	11	0	27	1	1	.286	.256	.542	3	2	2	1	0	25	5	0	0	0	8	
<a href="#">Lipkin, Ryan</a>	.250	33	120	12	30	7	0	1	23	40	6	0	23	0	1	.289	.333	.622	1	3	1	6	0	0	0	0	0	27	2	
<a href="#">Luis, Marcos</a>	.182	11	33	1	6	0	0	0	1	6	0	0	4	0	0	.229	.182	.410	0	1	2	2	4	0	4	0	0	0	3	
<a href="#">Nester, John</a>	.162	10	37	3	6	1	0	0	2	7	5	1	13	0	0	.262	.189	.451	0	0	0	1	0	0	0	0	0	5	1	
<a href="#">Petitti, Daniel</a>	.094	20	53	2	5	0	0	0	3	5	5	0	20	0	0	.197	.094	.291	1	4	2	2	0	0	0	0	0	20	2	
<a href="#">Pineda, Ryan</a>	.429	2	7	0	3	0	0	0	2	3	2	0	1	0	0	.556	.429	.984	0	0	0	0	0	2	0	0	0	0	0	
<a href="#">Thompson, Tony</a>	.288	38	146	18	42	8	0	3	14	59	16	0	25	0	1	.366	.404	.770	0	0	2	4	0	0	38	0	0	0	12	
<a href="#">Whitaker, John</a>	.217	26	83	11	18	4	0	1	14	25	10	0	21	2	2	.302	.301	.603	2	3	1	3	0	0	0	0	24	0	1	
Other	.242	58	186	22	45	6	0	2	17	57	26	1	59	2	4	.352	.306	.658	1	5	6	4								
Team Total	.255	50	1689	196	430	74	6	20	177	576	183	4	376	22	22	.335	.341	.676	15	29	30	48								79

PITCHERS	W	L	ERA	G	GS	CG	SHO	SV	SVO	IP	H	R	ER	HR	HB	BB	IBB	SO	BK	WP	GO/AO	DP	WHIP	AVG	AB	TBF	SF	GF	HLD
<a href="#">Bowman, Josh</a>	0	1	6.17	9	0	0	0	0	0	11.2	21	15	8	1	1	3	1	13	0	2	2.14	0	2.06	.356	59	66	1	2	1
* <a href="#">Brown, Jacob</a>	1	3	2.21	14	0	0	0	0	2	20.1	19	7	5	0	0	3	0	21	0	2	1.64	1	1.08	.250	76	81	1	4	3
<a href="#">Chitwood, Logan</a>	1	1	7.36	3	0	0	0	0	1	3.2	6	3	3	1	0	1	0	3	0	0	0.33	0	1.91	.375	16	18	1	1	1
<a href="#">Christensen, Kyle</a>	0	1	4.01	8	5	0	0	0	0	24.2	21	11	11	2	0	11	0	14	0	2	0.90	2	1.30	.233	90	102	0	0	2
<a href="#">Frankoff, Seth</a>	1	0	3.38	2	2	0	0	0	0	8.0	7	3	3	0	0	7	0	7	1	0	1.13	1	1.75	.226	31	38	0	0	0
<a href="#">Griffin, A.J.</a>	1	1	4.40	13	0	0	0	9	10	14.1	10	9	7	0	3	6	1	16	0	2	0.73	3	1.12	.196	51	60	0	11	0
<a href="#">Hassebrock, Blake</a>	0	0	5.00	8	0	0	0	0	0	9.0	11	5	5	0	2	4	1	9	0	1	1.25	0	1.67	.324	34	44	2	5	1
<a href="#">Jimenez, Devvi</a>	3	4	3.76	10	10	0	0	0	0	52.2	53	24	22	3	2	11	1	37	1	4	1.64	9	1.22	.269	197	212	2	0	0
<a href="#">Long, Nathan</a>	6	2	3.67	10	10	0	0	0	0	54.0	68	26	22	1	0	16	1	27	1	2	2.00	7	1.56	.318	214	231	1	0	0
<a href="#">McDaniel, Dan</a>	1	1	7.04	13	0	0	0	0	1	15.1	18	19	12	1	1	13	0	16	0	1	2.38	3	2.02	.295	61	76	0	5	2
* <a href="#">Quiqley, Ryan</a>	3	2	3.81	14	0	0	0	0	1	28.1	35	13	12	0	1	10	0	19	0	1	3.50	4	1.59	.302	116	127	0	3	2
* <a href="#">Ramirez, Anvioris</a>	1	3	3.52	9	9	0	0	0	0	38.1	37	18	15	4	3	12	0	30	4	1	2.00	5	1.28	.253	146	163	0	0	0
<a href="#">Tenholder, Daniel</a>	1	0	2.51	17	0	0	0	1	4	28.2	25	12	8	0	2	8	1	26	0	0	0.62	0	1.15	.234	107	118	1	3	3
<a href="#">Thomson, Matthew</a>	0	2	2.89	9	6	0	0	0	0	28.0	25	10	9	0	2	6	0	37	1	2	1.14	2	1.11	.231	108	116	0	0	0
<a href="#">Thornton, Zachary</a>	0	2	3.38	9	0	0	0	0	1	13.1	15	11	5	1	0	6	1	17	0	0	2.00	0	1.58	.288	52	61	1	1	2
<a href="#">Vidal, Pedro</a>	2	0	3.80	17	0	0	0	0	0	23.2	32	14	10	0	0	9	0	17	0	1	0.82	0	1.73	.323	99	111	2	6	4
Other	4	2	1.74	31	8	0	0	6	8	77.2	72	25	15	0	5	23	0	81	1	6	1.07	6	1.22	.242	297	331	2	9	1
Team Total	25	25	3.43	50	50	0	1	16	28	451.2	475	225	172	14	22	149	7	390	9	27	1.39	43	1.38	.271	1754	1955	14	50	22

KEY: \* - lefthanded hitter/pitcher, # - switch hitter

AZL Athletics (19-19) 4, AZL Reds (19-20) 2  
August 8, 2010

	1	2	3	4	5	6	7	8	9	R	H	E
AZL Athletics	0	0	4	0	0	0	0	0	0	4	4	0
AZL Reds	2	0	0	0	0	0	0	0	0	2	11	3

AZL Athletics	AB	R	H	RBI	BB	SO	LOB	AVG
Clime, 2B	5	1	1	2	0	2	4	.245
Consigli, R, RF	3	0	0	1	0	1	0	.326
Jackson, C, LF	2	0	0	0	0	2	0	.000
Brazoban, Y, LF	1	0	0	0	1	0	0	.205
Affinito, 1B	3	0	0	0	1	2	1	.571
Soto, R, C	3	0	0	0	1	1	2	.262
Marte, M, DH	4	0	0	0	0	0	3	.221
1-Ramsey, PR-DH	0	0	0	0	0	0	0	.125
Garcia, El, CF	2	1	2	0	1	0	0	.212
Santana, J, 3B	2	1	0	0	1	1	1	.231
Martinez, H, SS	3	1	1	1	1	2	3	.143
Vail, P	0	0	0	0	0	0	0	.000
Duran, O, P	0	0	0	0	0	0	0	.000
Avila, P	0	0	0	0	0	0	0	.000
Tyson, P	0	0	0	0	0	0	0	.000
<b>Totals</b>	<b>28</b>	<b>4</b>	<b>4</b>	<b>4</b>	<b>6</b>	<b>11</b>	<b>14</b>	<b>.233</b>

AZL Reds	AB	R	H	RBI	BB	SO	LOB	AVG
Torreyes, 2B	5	0	2	0	0	0	2	.400
Matthews, LF	3	1	1	1	1	1	2	.316
Arias, Ju, SS	4	1	2	0	0	1	1	.316
Maddox, 1B	4	0	2	1	0	0	2	.263
Poulk, RF	3	0	0	0	1	2	2	.262
Muller, CF	4	0	0	0	0	0	3	.300
Muenster, 3B	3	0	2	0	1	0	0	.217
Gonzalez, Y, C	4	0	0	0	0	1	3	.195
Taylor, DH	3	0	2	0	1	0	1	.148
Guillon, P	0	0	0	0	0	0	0	.000
Amezcuca, P	0	0	0	0	0	0	0	.000
Chi, P	0	0	0	0	0	0	0	.000
Muhammad, P	0	0	0	0	0	0	0	.000
<b>Totals</b>	<b>33</b>	<b>2</b>	<b>11</b>	<b>2</b>	<b>4</b>	<b>5</b>	<b>16</b>	<b>.282</b>

1-Ran for Marte, M in the 9th.

**BATTING**

**3B:** Garcia, El (2, Guillon), Clime (2, Guillon).

**TB:** Clime 3; Garcia, El 4; Martinez, H.

**RBI:** Martinez, H (2), Clime 2 (14), Consigli, R (17).

**Runners left in scoring position, 2 out:** Santana, J; Marte, M; Clime 2.

**S:** Garcia, El; Santana, J.

**SF:** Consigli, R.

**Team RISP:** 2-for-9.

**Team LOB:** 6.

**BASERUNNING**

**SB:** Brazoban, Y (4, 2nd base off Chi/Gonzalez, Y).

**CS:** Garcia, El (3, 3rd base by Chi/Gonzalez, Y).

**PO:** Clime (1st base by Guillon), Affinito (1st base by Guillon).

**FIELDING**

**Outfield assists:** Consigli, R (Muenster at 1st base).

**DP:** 3 (Clime-Martinez, H-Affinito 2, Consigli, R-Affinito).

**BATTING**

**2B:** Maddox (11, Vail).

**3B:** Maddox (4, Duran, O).

**HR:** Matthews (6, 1st inning off Vail, 0 on, 1 out).

**TB:** Torreyes 2; Matthews 4; Arias, Ju 2; Maddox 5; Muenster 2; Taylor 2.

**RBI:** Matthews (16), Maddox (26).

**Runners left in scoring position, 2 out:** Muller 2; Maddox; Gonzalez, Y; Matthews.

**GIDP:** Torreyes; Gonzalez, Y.

**Team RISP:** 0-for-8.

**Team LOB:** 8.

**BASERUNNING**

**SB:** Muenster (4, 2nd base off Duran, O/Soto, R).

**CS:** Arias, Ju (2, 2nd base by Tyson/Soto, R), Torreyes (1, 2nd base by Vail/Soto, R).

**FIELDING**

**E:** Maddox (7, missed catch), Gonzalez, Y (4, fielding), Muenster (6, fielding).

**PB:** Gonzalez, Y (3).

**Pickoffs:** Guillon 2 (Clime at 1st base, Affinito at 1st base).

AZL Athletics	IP	H	R	ER	BB	SO	HR	ERA
Vail	3.0	4	2	2	2	0	1	3.20
Duran, O (W, 2-1)	3.0	3	0	0	0	5	0	2.08
Avila (H, 2)	1.0	3	0	0	0	0	0	2.84
Tyson (S, 1)	2.0	1	0	0	2	0	0	1.65
<b>Totals</b>	<b>9.0</b>	<b>11</b>	<b>2</b>	<b>2</b>	<b>4</b>	<b>5</b>	<b>1</b>	<b>3.91</b>

AZL Reds	IP	H	R	ER	BB	SO	HR	ERA
Guillon (L, 2-3)	4.0	3	4	3	2	6	0	3.19
Amezcuca	1.0	0	0	0	0	2	0	0.00
Chi	2.0	0	0	0	3	1	0	6.52
Muhammad	2.0	1	0	0	1	2	0	2.11
<b>Totals</b>	<b>9.0</b>	<b>4</b>	<b>4</b>	<b>3</b>	<b>6</b>	<b>11</b>	<b>0</b>	<b>4.06</b>

Avila pitched to 1 batter in the 8th.

**WP:** Vail, Guillon.

**Groundouts-flyouts:** Vail 5-1, Duran, O 3-1, Avila 2-1, Tyson 4-1, Guillon 1-4, Amezcuca 1-0, Chi 2-2, Muhammad 0-3.

**Batters faced:** Vail 13, Duran, O 11, Avila 6, Tyson 7, Guillon 17, Amezcuca 3, Chi 8, Muhammad 9.

**Inherited runners-scored:** Tyson 1-0.

**Umpires:** HP: Nestor Ceja. 1B: T.J. Cunningham. 2B: . 3B: .

**Weather:** 98 degrees, cloudy.

**Wind:** 8 mph, In from CF.

**T:** 2:41

Choose a highlighted category to sort. NOTE: Rate stats do not use qualifiers.

		GI ---GAMES BY POSITION---																											
BATTERS	AVG	G	AB	R	H	2B	3B	HR	RBI	TB	BB	IBB	SO	SB	CS	OBP	SLG	OPS	SF	SAC	HBP	DP	1B	2B	3B	SS	OF	C	E
<a href="#">Affinito, Chris</a>	.571	2	7	2	4	1	0	1	4	8	1	0	2	0	0	.625	1.143	1.768	0	0	0	0	2	0	0	0	0	1	0
<a href="#">Brazoban, Yeudy</a>	.205	24	83	8	17	5	1	2	8	30	4	1	20	4	0	.239	.361	.600	1	0	0	4	0	0	0	1	14	0	1
<a href="#">Clime, Neudy</a>	.245	27	102	17	25	4	2	1	14	36	7	0	25	7	1	.294	.353	.647	0	2	0	0	0	22	4	0	0	0	12
* <a href="#">Consigli, Royce</a>	.326	25	95	16	31	8	4	0	17	47	14	0	20	2	1	.402	.495	.897	3	0	0	0	0	0	0	0	24	0	2
<a href="#">Garcia, Elvis</a>	.212	29	85	15	18	0	2	0	5	22	9	0	18	4	3	.292	.259	.550	1	2	1	2	0	0	0	0	28	0	0
<a href="#">Jackson, Conor</a>	.000	1	2	0	0	0	0	0	0	0	0	0	2	0	0	.000	.000	.000	0	0	0	0	0	0	0	0	1	0	0
<a href="#">Lopez, Diomedes</a>	.232	24	69	4	16	7	0	0	8	23	8	0	29	0	0	.329	.333	.662	0	0	2	2	0	0	0	0	0	23	3
<a href="#">Marte, Miquel</a>	.221	36	140	15	31	5	0	3	19	45	2	0	54	1	0	.247	.321	.568	1	1	3	3	34	0	0	0	0	2	5
# <a href="#">Martinez, Hiram</a>	.143	18	42	6	6	1	0	0	2	7	5	0	15	1	0	.234	.167	.401	0	1	0	1	0	0	0	17	0	0	8
# <a href="#">Pan, Zhi Fang</a>	.267	26	86	17	23	4	2	0	4	31	10	2	14	0	2	.344	.360	.704	0	1	0	2	0	2	0	20	0	0	7
<a href="#">Peralta, Jensi</a>	.213	24	80	7	17	3	1	0	5	22	0	0	29	0	1	.213	.275	.488	0	0	0	2	0	0	14	11	0	0	12
* <a href="#">Ramsey, Rashad</a>	.125	13	24	6	3	0	1	0	3	5	2	0	8	3	0	.185	.208	.394	1	0	0	0	0	0	0	0	7	0	1
<a href="#">Rojas, Kelvin</a>	.216	16	51	5	11	2	0	0	8	13	6	0	11	1	0	.298	.255	.553	0	1	0	1	0	0	0	0	13	0	0
<a href="#">Santana, Jonatan</a>	.231	30	104	13	24	4	1	0	11	30	8	0	31	1	0	.302	.288	.590	1	2	3	3	8	7	20	0	0	0	4
<a href="#">Shaw, Anthione</a>	.143	19	35	5	5	0	1	0	4	7	7	0	17	3	0	.286	.200	.486	0	0	0	0	0	0	0	0	16	0	1
<a href="#">Soto, Ramon</a>	.262	13	42	7	11	2	1	1	7	18	6	0	8	0	0	.392	.429	.821	0	2	3	0	0	0	0	0	0	7	1
<a href="#">Tripp, Jordan</a>	.286	7	28	4	8	2	1	0	5	12	1	0	10	0	0	.333	.429	.762	0	0	1	0	0	0	0	0	7	0	0
Other	.237	70	241	39	57	15	2	1	26	79	33	0	65	12	1	.333	.328	.661	2	0	3	2							
Team Total	.233	38	1316	186	307	63	19	9	150	435	123	3	378	39	9	.304	.331	.635	10	12	16	22							68

PITCHERS	W	L	ERA	G	GS	CG	SHO	SV	SVO	IP	H	R	ER	HR	HB	BB	IBB	SO	BK	WP	GO/AO	DP	WHIP	AVG	AB	TBF	SF	GF	HLD
<a href="#">Adames, Joselito</a>	1	3	6.09	10	7	0	0	0	0	34.0	39	27	23	0	3	12	0	41	1	10	4.36	1	1.50	.271	144	160	0	0	1
<a href="#">Avila, Andres</a>	0	1	2.84	7	0	0	0	2	2	6.1	7	3	2	1	0	1	0	6	0	0	0.86	0	1.26	.269	26	28	1	3	2
<a href="#">Bailey, Andrew</a>	0	0	5.23	6	0	0	0	0	0	10.1	8	11	6	0	3	10	2	8	0	1	2.83	1	1.74	.205	39	53	0	1	1
* <a href="#">Duran, Omar</a>	2	1	2.08	10	2	0	0	0	0	30.1	27	18	7	0	2	14	0	40	1	9	1.88	3	1.35	.237	114	131	1	1	0
* <a href="#">Hughes, Ryan</a>	1	0	8.44	4	0	0	0	1	1	5.1	8	5	5	0	1	1	0	6	0	0	1.00	0	1.69	.348	23	27	1	1	0
* <a href="#">Larsen, Aaron</a>	3	1	3.48	10	1	0	0	0	1	20.2	14	13	8	2	0	9	0	14	0	2	0.88	2	1.11	.182	77	86	0	3	1
<a href="#">Macias, Jose</a>	2	0	0.00	5	0	0	0	0	0	8.0	4	1	0	0	0	2	1	6	0	1	0.38	0	0.75	.154	26	30	1	4	0
<a href="#">Menna, J.C.</a>	0	2	7.80	9	1	0	0	0	0	15.0	22	20	13	0	3	5	0	11	1	5	1.38	2	1.80	.319	69	78	1	1	1
<a href="#">Murphy, Sean</a>	2	0	3.46	8	0	0	0	0	0	13.0	10	6	5	0	0	5	1	21	0	1	2.60	1	1.15	.204	49	55	0	4	0
* <a href="#">Mye, Charles</a>	1	2	3.71	11	0	0	0	0	1	17.0	19	9	7	2	0	7	0	15	0	0	1.13	0	1.53	.271	70	77	0	5	1
<a href="#">Paez, Argenis</a>	4	2	3.22	9	6	0	0	0	0	44.2	47	22	16	3	4	11	0	32	0	4	2.88	2	1.30	.266	177	194	2	1	0
<a href="#">Skaalen, Chris</a>	0	0	15.19	6	0	0	0	0	0	5.1	19	10	9	0	1	2	0	3	0	2	0.83	0	3.94	.576	33	37	1	2	0
<a href="#">Tyson, Drew</a>	1	0	1.65	9	0	0	0	1	2	16.1	11	3	3	0	1	3	0	23	1	1	0.79	1	0.86	.193	57	62	1	4	0
* <a href="#">Urlaub, Jeff</a>	0	0	2.84	10	0	0	0	0	1	19.0	15	7	6	0	1	3	1	19	1	0	2.60	3	0.95	.217	69	73	0	1	0
<a href="#">Vail, Tyler</a>	0	1	3.20	9	8	0	0	0	0	19.2	18	9	7	1	4	8	0	14	0	5	1.73	3	1.32	.247	73	85	0	0	0
<a href="#">Ynoa, Michael</a>	0	1	5.00	3	3	0	0	0	0	9.0	6	5	5	1	1	4	0	11	0	3	1.29	1	1.11	.188	32	37	0	0	0
Other	2	5	3.52	31	10	0	0	1	1	64.0	53	31	25	4	5	18	0	88	2	13	1.70	1	1.11	.222	239	267	2	7	3
Team Total	19	19	3.91	38	38	0	0	5	9	338.0	327	200	147	14	29	115	5	358	7	57	1.71	21	1.31	.248	1317	1480	11	38	10

KEY: \* - lefthanded hitter/pitcher, # - switch hitter

Oakland Athletics  
 Organization Leaders  
 (As of 08/09/2010 01:01 AM EDT)

BATTING TOP 10 (minimum 2.7 PA/team game)

PITCHING TOP 10 (minimum 0.8 IP/team game)

BATTER	CLUB	AVG	G	AB	R	H	HR	RBI
Tolleson, Steven	SAC	.331	78	284	52	94	9	42
Consigli, Royce	ATH	.326	25	95	16	31	0	17
Green, Grant	STK	.313	105	438	80	137	13	63
Landaeta, Douglas	VAN	.309	48	194	18	60	2	24
Mitchell, Jermaine	STK	.308	94	347	68	107	9	35
Kirkland, Wade	VAN	.307	44	189	24	58	0	21
Baisley, Jeff	SAC	.303	78	297	38	90	8	51
Cardenas, Adrian	MID	.302	82	308	50	93	4	42
Sogard, Eric	SAC	.299	110	412	66	123	2	47
Parker, Stephen	STK	.295	112	420	79	124	16	75

PITCHER	CLUB	W-L	ERA	IP	H	BB	SO
Duran, Omar	ATH	2-1	2.08	30.1	27	14	40
Krol, Ian	KC	8-4	2.65	108.2	83	18	83
Edell, Ryan	MID	7-4	3.15	91.1	105	14	60
Paez, Argenis	ATH	4-2	3.22	44.2	47	11	32
Long, Nathan	VAN	6-2	3.67	54.0	68	16	27
Jimenez, Deyvi	VAN	3-4	3.76	52.2	53	11	37
Middleton, Kyle	SAC	6-8	3.77	102.2	97	48	69
Banwart, Travis	SAC	7-7	3.82	122.2	118	46	103
Haviland, Shawn	STK	7-6	3.86	126.0	134	33	137
Mortensen, Clay	SAC	11-5	3.89	136.1	129	40	97

HOME RUNS

WINS

Carter, Chris	SAC	27
Spina, Michael	STK	21
Donaldson, Josh	SAC	18
Parker, Stephen	STK	16
2 others tied at 13.		

Mortensen, Clay	SAC	11
Smith, Murphy	KC	9
Hernandez, Carlos	MID	8
Krol, Ian	KC	8
Straily, Daniel	KC	8

RBI

SAVES

Carter, Chris	SAC	89
Spina, Michael	STK	80
Parker, Stephen	STK	75
Donaldson, Josh	SAC	67
3 others tied at 63.		

Smyth, Paul	STK	19
Guzman, Jose	KC	15
Lansford, Jared	SAC	12
Rodriguez, Henry	SAC	11
Griffin, A.J.	VAN	9

STOLEN BASES

STRIKEOUTS

Wimberly, Corey	SAC	44
House, Tyreace	KC	29
Gilbert, Archie	MID	25
Crumbly, Conner	KC	21
Brown, Corey	MID	18

Haviland, Shawn	STK	137
Marks, Justin	STK	124
Straily, Daniel	KC	121
Hornbeck, Ben	STK	118
Banwart, Travis	SAC	103

TEAM STATISTICS

TEAM BATTING	AVG	AB	R	H	HR	BB	SO	SB	CS	TEAM PITCHING	W-L	ERA	H	CG	SHO	SV	HR	BB	SO
Sacramento	.268	3962	658	1063	120	473	869	107	39	Vancouver	25-25	3.43	475	0	1	16	14	149	390
Stockton	.267	3867	595	1032	113	456	917	69	44	AZL Athletics	19-19	3.91	327	0	0	5	14	115	358
Midland	.263	3807	520	1003	67	439	832	105	43	Kane County	57-54	3.93	910	0	4	22	61	368	948
Vancouver	.255	1689	196	430	20	183	376	22	22	Midland	58-55	3.98	1011	0	3	34	64	429	807
Kane County	.253	3737	537	947	54	477	957	123	52	Sacramento	62-54	4.27	1040	1	4	28	98	452	868
AZL Athletics	.233	1316	186	307	9	123	378	39	9	Stockton	54-59	4.83	1095	1	1	25	117	427	958