



# OAKLAND ATHLETICS

## Minor League Report

Oakland Athletics Baseball Company • 7000 Coliseum Way • Oakland, CA 94621  
510-638-4900 • Public Relations Facsimile 510-562-1633 • www.oaklandathletics.com

Tuesday, August 17, 2010



**SACRAMENTO RIVER CATS**  
Triple-A – Pacific Coast League  
Manager: Tony DeFrancesco

**Yesterday:** Loss vs. Omaha, 3-2 **Standing:** 65-58, 2<sup>nd</sup>, 2.0 GB  
**Today:** vs. Iowa 7:05 pm PT  
**Probables:** TBA vs. RHP Jay Jackson (9-7, 4.27)

### River Cats Notables

- **IF Dallas McPherson** has hit safely in 12 of 13 games and is batting .333 (18 for 54) with six home runs and 16 RBI over that span.
- **OF Corey Wimberly** has hit safely in eight of nine games and is batting .378 (14 for 37) with six multiple-hit games during that stretch...ranks first in the Pacific Coast League in steals (45), fourth in hits (134) and fifth in runs scored (83).
- **OF Chris Carter** is tied for second in the PCL in extra-base hits (58), is third in RBI (89) and total bases (225), tied for third in home runs (27), is fourth in runs scored (84) and fifth in walks (68).
- **RHP Clayton Mortensen** is tied for third in wins (11) and is fifth in innings pitched (142.1).



**KANE COUNTY COUGARS**  
Single-A – Midwest League  
Manager: Aaron Nieckula

**Yesterday:** Loss vs. Peoria, 4-0 **Standing:** 27-22, T-3<sup>rd</sup>, 4.0 GB  
**Today:** Off day

### Cougars Notables

- **IF Conner Crumbliss** extended his hitting streak to 16 games yesterday and is batting .385 (25 for 65) during that span...ranks first in the Midwest League in walks (101), second in runs (80) and fourth in on-base percentage (.415).
- **IF Anthony Aliotti** has hit safely in nine of his last 11 games (.283, 13 for 46).
- **OF Rashun Dixon** has hit safely in 16 of his past 18 games and is batting .403 (27 for 67) during that stretch.
- **LHP Ian Krol** is second in the ML in WHIP (0.99), fourth in ERA (2.65) and opponents batting average (.223) and is tied for fourth in wins (9).




**MIDLAND ROCKHOUNDS**  
Double-A – Texas League  
Manager: Darren Bush

**Yesterday:** Win vs. Northwest Arkansas, 7-6 **Standing:** 27-23, 1<sup>st</sup>, -- GB  
**Today:** Off day

### RockHounds Notables

- **OF Corey Brown** has hit safely in 15 of his last 18 games and is batting .429 (24 for 56) during that span...ranks first in the Texas League in hitting (.342), tied for first in triples (8), is second in on-base percentage (.436) and third in slugging (.537).
- **IF Josh Horton** has hit safely in eight of 10 games and is batting .429 (15 for 35) with five multiple-hit games over that stretch.
- **LHP Anthony Capra** is tied for first in the TL in games started (24), is fourth in strikeouts (105) and is fourth among starters in opponents batting average (.252).
- **IF Alex Valdez** is third in runs scored (74), tied for third in triples (7) and is fourth in hits (120).




**VANCOUVER CANADIANS**  
Single-A (Short Season) – Northwest League  
Manager: Rick Magnante

**Yesterday:** Loss at Tri-City, 4-2 **Standing:** 13-6, 1<sup>st</sup>, -- GB  
**Today:** at Tri-City 7:15 pm PT  
**Probables:** RHP Seth Frankoff (1-0, 3.00) vs. RHP Joshua Mueller (2-1, 2.90)

### Canadians Notables

- **OF Michael Choice** has hit safely in six of nine games since joining Vancouver and is batting .314 (11 for 35) during that stretch.
- **IF A.J. Kirby-Jones** ranks first in the Northwest League in walks (46), is tied for second in home runs (11) and is tied for fourth in on-base percentage (.404).
- **IF Wade Kirkland** is tied for first in the NL in doubles (16), is fifth in hits (63) and is 10<sup>th</sup> in hitting (.300).
- **RHP Nathan Long** ranks first in wins (6), fifth in innings pitched (60.0) and 10<sup>th</sup> in ERA (3.60).




**STOCKTON PORTS**  
Single-A – California League  
Manager: Steve Scarsone

**Yesterday:** Off day **Standing:** 29-20, 2<sup>nd</sup>, 1.0 GB  
**Today:** vs. Lancaster 7:05 pm PT  
**Probables:** RHP Shawn Haviland (7-6, 3.82) vs. LHP Patrick Urckfitz (4-7, 4.26)

### Ports Notables

- **OF Jermaine Mitchell** has hit safely in 25 of his past 30 games and is batting .363 (45 for 124) during that span.
- **IF Grant Green** is second in the California League in hits (145), tied for third in doubles (32) and is fifth in runs scored (84).
- **RHP Shawn Haviland** ranks second in the CL in strikeouts (139) and is tied for eighth in ERA (3.82).



**ARIZONA A'S**  
Rookie – Arizona League  
Manager: Marcus Jensen

**Yesterday:** Loss at Giants, 3-2 **Standing:** 24-22, 2<sup>nd</sup>, 7.0 GB  
**Today:** Off day

### A's Notables

- **IF Zhi Fang Pan** has hit safely in 10 of his last 11 games and is batting .450 (18 for 40) with six multiple-hit games over that span.
- **OF Royce Conigli** is fifth in the Arizona League in slugging (.504) and seventh in batting average (.331).
- **RHP Argenis Paez** is second in the AL in innings pitched (56.2), tied for second in wins (5) and is ninth in ERA (3.18).

## MINOR LEAGUE TRANSACTIONS

Aug. 11 Transferred Brett Tomko from STO to SAC  
Aug. 11 Placed Justin Souza (MID) on the DL  
Aug. 11 Placed Brett Hunter (STO) on the DL with a right shoulder strain  
Aug. 12 Transferred Graham Godfrey from SAC to MID  
Aug. 13 Recalled Steve Tolleson from SAC to OAK  
Aug. 13 Added Gary Daley to the AZ roster  
Aug. 16 Recalled Travis Buck from SAC to OAK  
Aug. 16 Optioned Chris Carter from OAK to SAC  
Aug. 16 Optioned Jeff Larish from OAK to SAC

Omaha Royals (68-55) 3, Sacramento River Cats (65-58) 2  
August 16, 2010

	1	2	3	4	5	6	7	8	9	R	H	E
Omaha	0	0	1	0	1	0	0	1	0	3	10	0
Sacramento	0	0	0	1	0	0	0	0	1	2	3	2

Omaha	AB	R	H	RBI	BB	SO	LOB	AVG	Sacramento	AB	R	H	RBI	BB	SO	LOB	AVG
Dyson, CF	5	0	1	1	0	1	2	.286	Wimberly, LF	3	0	1	0	1	0	0	.292
Lough, LF	5	0	2	1	0	2	2	.269	Sogard, SS	3	0	0	0	1	2	1	.293
Moustakas, 3B	4	1	1	0	1	0	3	.265	Carson, CF	3	1	0	0	1	3	1	.298
Lucas, SS	4	0	2	0	1	1	1	.311	McPherson, 1B	3	1	1	1	1	1	1	.264
Thorman, 1B	5	0	2	1	0	1	3	.265	Baisley, 3B	4	0	1	1	0	1	2	.268
May, C	4	0	0	0	0	2	4	.289	Cardenas, 2B	2	0	0	0	1	0	0	.237
Miller, Ja, DH	4	0	1	0	0	3	6	.252	a-Carter, PH	1	0	0	0	0	1	1	.261
Falu, 2B	3	2	0	0	1	1	3	.257	Taylor, M, RF	4	0	0	0	0	0	2	.262
Parraz, RF	4	0	1	0	0	2	4	.263	Recker, DH	3	0	0	0	0	1	0	.247
Herges, P	0	0	0	0	0	0	0	.000	Price, C	3	0	0	0	0	1	0	.190
Hernandez, G, P	0	0	0	0	0	0	0	.000	Cramer, P	0	0	0	0	0	0	0	.000
Collins, T, P	0	0	0	0	0	0	0	.000	Bowers, P	0	0	0	0	0	0	0	.000
Rupe, P	0	0	0	0	0	0	0	.000	James, P	0	0	0	0	0	0	0	.000
Totals	38	3	10	3	3	13	28	.269	Benacka, P	0	0	0	0	0	0	0	.000
									Totals	29	2	3	2	5	10	8	.268

a-Struck out for Cardenas in the 9th.

**BATTING**

2B: Lucas (17, Bowers).  
 TB: Dyson; Lough 2; Moustakas; Lucas 3; Thorman 2; Miller, Ja; Parraz.  
 RBI: Dyson (13), Lough (50), Thorman (67).  
 2-out RBI: Lough.  
 Runners left in scoring position, 2 out: Lough; Miller, Ja; Falu; Parraz 2; Thorman.  
 Team RISP: 2-for-17.  
 Team LOB: 11.

**BASERUNNING**

SB: Moustakas (2, 2nd base off Cramer/Price), Dyson (7, 2nd base off Benacka/Price).  
 PO: Moustakas (1st base by Cramer).

**BATTING**

2B: Baisley (9, Collins, T).  
 HR: McPherson (16, 4th inning off Herges, 0 on, 1 out).  
 TB: Wimberly; McPherson 4; Baisley 2.  
 RBI: McPherson (57), Baisley (28).  
 Runners left in scoring position, 2 out: Baisley; Taylor, M.  
 Team RISP: 0-for-4.  
 Team LOB: 5.

**BASERUNNING**

CS: Sogard (7, 2nd base by Hernandez, G/May).

**FIELDING**

E: Baisley (2, throw), Cardenas (11, throw).  
 Pickoffs: Cramer (Moustakas at 1st base).

Omaha	IP	H	R	ER	BB	SO	HR	ERA	Sacramento	IP	H	R	ER	BB	SO	HR	ERA
Herges (W, 6-3)	5.0	1	1	1	2	5	1	3.93	Cramer (L, 1-1)	6.0	7	2	1	0	8	0	2.40
Hernandez, G (H, 1)	2.0	1	0	0	2	1	0	5.30	Bowers	1.0	2	1	1	1	1	0	3.58
Collins, T (H, 3)	1.1	1	1	1	1	3	0	0.75	James	1.0	0	0	0	1	3	0	1.93
Rupe (S, 10)	0.2	0	0	0	0	1	0	2.54	Benacka	1.0	1	0	0	1	1	0	3.43
Totals	9.0	3	2	2	5	10	1	4.06	Totals	9.0	10	3	2	3	13	0	4.31

Bowers pitched to 3 batters in the 8th.

IBB: McPherson (by Hernandez, G), Lucas (by Benacka).  
 Pitches-strikes: Herges 71-44, Hernandez, G 32-18, Collins, T 26-14, Rupe 8-5, Cramer 97-65, Bowers 26-15, James 17-10, Benacka 19-10.  
 Groundouts-flyouts: Herges 7-3, Hernandez, G 0-4, Collins, T 0-1, Rupe 1-0, Cramer 5-4, Bowers 1-1, James 0-0, Benacka 2-0.  
 Batters faced: Herges 18, Hernandez, G 8, Collins, T 6, Rupe 2, Cramer 26, Bowers 6, James 4, Benacka 5.  
 Inherited runners-scored: Rupe 1-0, James 2-0.  
 Umpires: HP: Eric Loveless. 1B: Shaun Francis. 2B: . 3B: Dixon Stureman.  
 Weather: 88 degrees, clear.  
 Wind: 10 mph, Varies.  
 T: 3:00.  
 Att: 6,310.

Choose a highlighted category to sort. NOTE: Rate stats do not use qualifiers.

		GI ---GAMES BY POSITION---																													
<u>BATTERS</u>		AVG	G	AB	R	H	2B	3B	HR	RBI	TB	BB	IBB	SO	SB	CS	OBP	SLG	OPS	SF	SAC	HBP	DP	1B	2B	3B	SS	OF	C	E	
	<a href="#">Baisley, Jeff</a>	.268	33	123	18	33	9	0	5	28	57	9	2	29	1	0	.336	.463	.799	1	0	4	4	7	0	25	0	0	0	2	
*	<a href="#">Cardenas, Adrian</a>	.237	38	139	18	33	4	0	1	10	40	11	2	23	1	1	.293	.288	.581	0	2	0	6	0	17	19	0	0	0	11	
	<a href="#">Carson, Matt</a>	.298	57	215	44	64	17	2	10	31	115	22	1	49	11	4	.377	.535	.912	1	0	6	6	0	0	0	0	56	0	2	
	<a href="#">Carter, Chris</a>	.261	114	425	84	111	29	2	27	89	225	68	1	125	1	0	.367	.529	.896	5	0	6	7	94	0	0	0	20	0	12	
	<a href="#">Donaldson, Josh</a>	.234	84	286	51	67	12	1	18	67	135	43	2	77	3	1	.331	.472	.803	7	0	2	15	3	0	8	0	1	63	9	
	<a href="#">Heether, Adam</a>	.228	49	145	27	33	8	0	1	13	44	31	0	33	5	2	.374	.303	.677	2	0	4	2	0	0	18	0	30	0	1	
T	<a href="#">Heether, Adam</a>	.237	99	329	57	78	15	1	10	41	125	54	1	68	7	3	.357	.380	.737	5	0	10	6	0	0	68	0	30	0	7	
*	<a href="#">Larish, Jeff</a>	.417	5	24	7	10	1	0	4	15	23	2	0	7	0	0	.462	.958	1.420	0	0	0	0	2	0	4	0	0	0	0	
*	<a href="#">McPherson, Dallas</a>	.264	70	269	39	71	15	2	16	57	138	21	3	84	1	0	.323	.513	.836	1	0	3	4	19	0	19	0	0	0	4	
	<a href="#">Price, Jared</a>	.190	12	42	2	8	2	0	1	6	13	2	0	17	0	0	.234	.310	.544	2	0	1	0	0	0	0	0	0	12	1	
	<a href="#">Recker, Anthony</a>	.247	61	186	22	46	11	1	5	26	74	15	0	50	0	0	.300	.398	.698	2	0	0	2	1	0	0	0	0	50	5	
*	<a href="#">Sogard, Eric</a>	.293	117	440	69	129	24	4	2	49	167	61	2	61	13	7	.381	.380	.761	2	1	3	6	0	94	14	5	0	0	12	
	<a href="#">Taylor, Michael</a>	.262	106	390	63	102	22	5	5	64	149	42	1	83	12	5	.338	.382	.720	2	0	4	21	0	0	0	0	100	0	8	
#	<a href="#">Wimberly, Corey</a>	.292	117	459	83	134	13	5	3	45	166	47	1	56	45	16	.375	.362	.736	2	12	15	11	0	9	8	29	80	0	12	
	Other	.271	304	1057	165	286	59	9	30	153	453	123	4	227	18	5	.352	.429	.780	5	8	12	17								
	Team Total	.268	123	4206	693	1129	227	31	128	654	1802	497	19	925	111	41	.352	.428	.780	32	23	60	101								119

<u>PITCHERS</u>		W	L	ERA	G	GS	CG	SHO	SV	SVO	IP	H	R	ER	HR	HB	BB	IBB	SO	BK	WP	GO/AO	DP	WHIP	AVG	AB	TBF	SF	GF	HL
	<a href="#">Banwart, Travis</a>	2	2	5.58	11	8	0	0	0	1	50.0	60	32	31	6	0	20	1	51	0	3	0.85	2	1.60	.294	204	226	1	0	
	<a href="#">Benacka, Michael</a>	5	2	3.43	33	0	0	0	4	6	39.1	22	16	15	4	1	26	2	52	0	7	1.00	2	1.22	.165	133	164	2	16	
*	<a href="#">Bowers, Cedrick</a>	1	1	3.58	25	0	0	0	0	1	27.2	22	12	11	1	1	20	0	40	0	0	1.21	1	1.52	.212	104	126	0	6	
*	<a href="#">Cramer, Bobby</a>	1	1	2.40	3	3	0	0	0	0	15.0	22	5	4	0	0	2	0	15	0	0	2.11	1	1.60	.333	66	68	0	0	
*	<a href="#">DiNardo, Lenny</a>	2	5	3.52	9	9	1	0	0	0	46.0	56	27	18	5	3	14	1	28	0	1	1.56	8	1.52	.303	185	203	0	0	
	<a href="#">Giese, Dan</a>	0	0	1.74	8	0	0	0	0	0	10.1	9	2	2	2	0	2	0	4	0	0	0.63	0	1.06	.225	40	42	0	1	
*	<a href="#">Halama, John</a>	4	2	5.86	13	13	0	0	0	0	73.2	89	52	48	12	2	23	2	32	0	2	1.69	12	1.52	.309	288	319	2	0	
	<a href="#">Hernandez, Fernando</a>	4	6	5.40	37	4	0	0	2	3	66.2	75	51	40	7	6	25	1	57	0	4	0.99	2	1.50	.277	271	309	3	15	
	<a href="#">Hunton, Jon</a>	6	4	3.29	42	0	0	0	0	2	54.2	56	26	20	4	0	22	2	33	0	4	0.92	3	1.43	.262	214	240	3	10	
	<a href="#">James, Justin</a>	0	1	1.93	11	0	0	0	1	2	14.0	12	3	3	0	0	7	1	23	0	0	0.90	0	1.36	.226	53	61	0	5	
*	<a href="#">Kilby, Brad</a>	0	0	5.54	12	0	0	0	0	0	13.0	18	8	8	0	1	6	0	18	0	0	0.43	0	1.85	.327	55	63	0	3	
	<a href="#">Lansford, Jared</a>	1	2	5.65	11	0	0	0	0	0	14.1	18	10	9	0	1	4	0	14	0	1	1.23	2	1.53	.300	60	65	0	2	
	<a href="#">McBeth, Marcus</a>	0	1	6.46	14	0	0	0	0	2	15.1	18	14	11	2	0	16	1	14	0	2	0.68	2	2.22	.290	62	80	2	5	
	<a href="#">Middleton, Kyle</a>	6	8	3.77	23	14	0	0	1	1	102.2	97	56	43	10	3	48	1	69	0	4	0.92	13	1.41	.255	380	436	1	4	
	<a href="#">Mortensen, Clay</a>	11	6	4.11	22	22	0	0	0	0	142.1	136	77	65	14	2	43	2	99	0	11	1.83	17	1.26	.254	536	590	5	0	
	<a href="#">Price, Jared</a>	0	0	0.00	1	0	0	0	0	0	1.0	0	0	0	0	0	1	0	1	0	0	1.00	0	1.00	.000	3	4	0	1	
	<a href="#">Ramirez, Edwar</a>	3	2	3.73	31	0	0	0	0	1	41.0	41	19	17	5	0	21	3	33	0	5	0.67	1	1.51	.261	157	182	1	6	
	<a href="#">Ross, Tyson</a>	2	1	3.55	6	6	0	0	0	0	25.1	22	10	10	1	4	13	0	30	0	1	4.25	5	1.38	.253	87	106	0	0	
	<a href="#">Tomko, Brett</a>	0	0	94.50	1	1	0	0	0	0	0.2	6	7	7	1	0	2	0	0	0	0	0.00	0	12.00	.857	7	9	0	0	
	Other	17	14	4.42	137	43	0	0	22	26	337.2	330	199	166	28	19	165	7	317	3	17	0.84	14	1.47	.255	1293	1500	16	48	
	Team Total	65	58	4.31	123	123	1	4	30	45	1090.2	1109	626	522	102	43	480	24	930	3	62	1.08	85	1.46	.264	4198	4793	36	122	

KEY: \* - lefthanded hitter/pitcher, # - switch hitter

Midland RockHounds (62-58) 7, Northwest Arkansas Naturals (72-48) 6  
August 16, 2010

	1	2	3	4	5	6	7	8	9	R	H	E
NW Arkansas	1	0	0	2	0	3	0	0	0	6	11	0
Midland	0	1	0	0	0	0	5	1	7	12	0	0

None out when winning run scored.

NW Arkansas	AB	R	H	RBI	BB	SO	LOB	AVG	Midland	AB	R	H	RBI	BB	SO	LOB	AVG
Orlando, CF	4	2	2	0	1	1	1	.311	Weeks, 2B	5	2	3	0	0	0	0	.288
Giavotella, 2B	5	1	3	3	0	0	2	.321	Holt, CF	4	0	0	0	1	0	3	.240
Hosmer, 1B	5	0	1	0	0	0	4	.296	Peterson, S, 1B	5	1	2	2	0	1	0	.265
Robinson, C, DH	4	0	1	1	1	1	2	.317	Brown, C, DH	3	2	2	1	1	0	0	.342
Van Stratten, RF	5	0	1	0	0	2	4	.279	Majewski, V, LF	4	0	1	0	0	1	1	.265
Pina, C	5	0	1	0	0	0	5	.255	Valdez, A, 3B	4	1	2	2	0	1	0	.268
Seratelli, LF	3	1	1	0	1	2	2	.266	Horton, SS	4	1	1	1	0	1	2	.290
Romak, 3B	2	2	0	0	2	0	3	.294	Sulentic, RF	3	0	1	1	1	2	2	.272
McConnell, SS	4	0	1	1	0	1	2	.219	Paramore, C	3	0	0	0	1	1	4	.211
Teaford, P	0	0	0	0	0	0	0	.000	Godfrey, P	0	0	0	0	0	0	0	.000
Bowden, P	0	0	0	0	0	0	0	.000	Gordon, P	0	0	0	0	0	0	0	.000
Barrera, P	0	0	0	0	0	0	0	.000	Lyman, P	0	0	0	0	0	0	0	.000
Sisk, P	0	0	0	0	0	0	0	.000	Sewell, P	0	0	0	0	0	0	0	.000
Totals	37	6	11	5	5	7	25	.290	Friend, P	0	0	0	0	0	0	0	.000
									De Los Santos, P	0	0	0	0	0	0	0	.000
									Totals	35	7	12	7	4	7	12	.266

**BATTING**

**3B:** Hosmer (2, Friend).  
**HR:** Giavotella (6, 6th inning off Lyman, 2 on, 2 out).  
**TB:** Orlando 2; Giavotella 6; Hosmer 3; Robinson, C; Van Stratten; Pina; Seratelli; McConnell.  
**RBI:** Robinson, C (81), McConnell (34), Giavotella 3 (53).  
**2-out RBI:** Giavotella 3.  
**Runners left in scoring position, 2 out:** Pina 3; Hosmer; Romak.  
**GIDP:** Giavotella.  
**Team RISP:** 3-for-14.  
**Team LOB:** 9.

**FIELDING**

**Pickoffs:** Teaford (Brown, C at 1st base).

**BATTING**

**2B:** Weeks (14, Bowden), Peterson, S (21, Bowden), Horton (17, Barrera).  
**3B:** Brown, C (8, Barrera), Weeks (4, Sisk).  
**TB:** Weeks 6; Peterson, S 3; Brown, C 4; Majewski, V; Valdez, A 2; Horton 2; Sulentic.  
**RBI:** Valdez, A 2 (65), Peterson, S 2 (52), Brown, C (45), Horton (41), Sulentic (40).  
**2-out RBI:** Valdez, A; Horton; Sulentic.  
**Runners left in scoring position, 2 out:** Paramore 2; Holt.  
**Team RISP:** 6-for-13.  
**Team LOB:** 8.

**BASERUNNING**

**SB:** Sulentic (11, 2nd base off Barrera/Pina).  
**CS:** Brown, C (1, 2nd base by Teaford/Pina).  
**PO:** Brown, C (1st base by Teaford).

**FIELDING**

**DP:** (Horton-Weeks-Peterson, S).

NW Arkansas	IP	H	R	ER	BB	SO	HR	ERA	Midland	IP	H	R	ER	BB	SO	HR	ERA
Teaford	7.0	4	1	1	3	7	0	3.64	Godfrey	0.1	3	1	1	0	0	0	11.57
Bowden	0.1	2	2	2	0	0	0	20.25	Gordon	2.2	4	2	2	2	3	0	5.49
Barrera	0.2	4	3	3	0	0	0	2.70	Lyman	3.0	2	3	3	2	2	1	8.06
Sisk (L, 4-6)	0.0	2	1	1	1	0	0	4.91	Sewell	1.2	1	0	0	1	1	0	4.91
Totals	8.0	12	7	7	4	7	0	4.04	Friend	0.2	1	0	0	0	0	0	3.45
									De Los Santos (W, 1-2)	0.2	0	0	0	0	1	0	5.40
									Totals	9.0	11	6	6	5	7	1	4.03

Sisk pitched to 3 batters in the 9th.  
 Gordon pitched to 3 batters in the 4th.

**Pitches-strikes:** Teaford 97-59, Bowden 15-8, Barrera 22-17, Sisk 13-7, Godfrey 11-8, Gordon 53-31, Lyman 46-29, Sewell 38-23, Friend 9-7, De Los Santos 12-7.  
**Groundouts-flyouts:** Teaford 5-6, Bowden 1-0, Barrera 1-1, Sisk 0-0, Godfrey 1-0, Gordon 0-5, Lyman 5-2, Sewell 1-2, Friend 1-1, De Los Santos 0-0.  
**Batters faced:** Teaford 27, Bowden 3, Barrera 6, Sisk 3, Godfrey 4, Gordon 14, Lyman 12, Sewell 7, Friend 3, De Los Santos 2.  
**Inherited runners-scored:** Barrera 1-1, Gordon 2-0, Lyman 2-1, De Los Santos 1-0.  
**Umpires:** HP: Jimmy Volpi. 1B: Ray Leible. 2B: . 3B: Brandon Misun.  
**Weather:** 99 degrees, partly cloudy.  
**Wind:** 9 mph, R to L.  
**T:** 3:23.  
**Att:** 3,355.

Choose a highlighted category to sort. NOTE: Rate stats do not use qualifiers.

		GI ---GAMES BY POSITION---																											
BATTERS	AVG	G	AB	R	H	2B	3B	HR	RBI	TB	BB	IBB	SO	SB	CS	OBP	SLG	OPS	SF	SAC	HBP	DP	1B	2B	3B	SS	OF	C	E
* <a href="#">Brown, Corey</a>	.342	77	281	55	96	12	8	9	45	151	46	1	75	17	1	.436	.537	.974	1	0	2	4	0	0	0	0	67	0	4
<a href="#">Gilbert, Archie</a>	.247	101	385	54	95	28	0	10	46	153	45	0	57	25	10	.334	.397	.731	3	1	7	10	0	0	0	0	90	0	2
* <a href="#">Holt, J.C.</a>	.240	42	175	25	42	3	1	2	17	53	9	0	36	8	0	.280	.303	.582	1	2	1	9	0	31	0	0	4	0	6
* <a href="#">Horton, Josh</a>	.290	88	348	50	101	17	3	3	41	133	35	1	43	4	3	.357	.382	.740	3	0	3	8	0	0	0	86	0	0	13
* <a href="#">Majewski, Val</a>	.265	62	234	33	62	13	0	9	43	102	31	1	54	4	1	.351	.436	.787	2	0	1	9	5	0	0	0	46	0	0
* <a href="#">Napoleon, Dusty</a>	.200	4	10	0	2	1	0	0	0	3	3	0	0	0	0	.385	.300	.685	0	0	0	1	0	0	0	0	0	4	1
<a href="#">Ortiz, Gabriel</a>	.219	31	105	9	23	5	0	1	12	31	5	0	28	1	1	.259	.295	.554	1	0	1	6	1	0	0	0	0	31	4
<a href="#">Paramore, Petey</a>	.211	48	147	14	31	4	0	3	13	44	25	1	43	0	0	.333	.299	.633	0	0	2	6	0	0	0	0	0	48	2
* <a href="#">Peterson, Shane</a>	.265	108	389	51	103	21	1	5	52	141	43	0	91	9	2	.350	.362	.713	5	0	11	8	46	0	0	0	51	0	3
* <a href="#">Sulentic, Matthew</a>	.272	104	371	42	101	16	2	1	40	124	45	1	98	11	5	.352	.334	.686	3	3	2	10	0	0	0	0	82	0	3
# <a href="#">Valdez, Alex</a>	.268	114	447	74	120	24	7	12	65	194	37	4	105	7	1	.330	.434	.764	2	1	5	10	0	21	76	6	0	0	17
# <a href="#">Weeks, Jemile</a>	.288	49	198	34	57	14	4	2	20	85	22	0	25	8	5	.363	.429	.792	3	1	3	2	0	47	0	0	0	0	6
Other	.254	272	955	119	243	53	7	13	119	349	115	7	224	16	16	.338	.365	.703	18	1	14	25							
Team Total	.266	120	4045	560	1076	211	33	70	513	1563	461	16	879	110	45	.345	.386	.732	42	9	52	108							106

PITCHERS	W	L	ERA	G	GS	CG	SHO	SV	SVO	IP	H	R	ER	HR	HB	BB	IBB	SO	BK	WP	GO/AO	DP	WHIP	AVG	AB	TBF	SF	GF
* <a href="#">Capra, Anthony</a>	6	11	4.31	24	24	0	0	0	0	110.2	103	59	53	9	5	74	0	105	0	7	0.98	9	1.60	.252	409	501	4	0
<a href="#">De Los Santos, Fautino</a>	1	2	5.40	18	0	0	0	0	1	23.1	19	15	14	1	2	10	0	38	0	3	1.20	0	1.24	.211	90	103	0	6
* <a href="#">Edell, Ryan</a>	8	4	3.20	17	16	0	0	0	0	98.1	111	38	35	4	3	15	0	66	0	3	1.45	12	1.28	.285	389	410	0	0
* <a href="#">Figueroa, Pedro</a>	1	6	5.30	13	13	0	0	0	0	71.1	84	45	42	6	2	29	1	57	5	4	1.39	3	1.58	.295	285	319	2	0
<a href="#">Friend, Justin</a>	2	2	3.45	30	1	0	0	0	2	47.0	56	24	18	0	1	28	1	42	1	5	1.36	3	1.79	.301	186	219	2	6
<a href="#">Godfrey, Graham</a>	0	0	11.57	2	1	0	0	0	0	2.1	4	4	3	0	1	4	0	2	0	1	1.50	0	3.43	.364	11	17	0	0
* <a href="#">Gordon, Derrick</a>	2	2	5.49	34	0	0	0	1	2	59.0	57	41	36	6	3	30	2	51	0	7	0.88	3	1.47	.253	225	265	3	6
* <a href="#">Hernandez, Carlos</a>	8	2	4.61	22	21	0	0	0	0	109.1	128	59	56	5	3	42	0	78	0	3	1.43	10	1.55	.296	433	485	5	1
<a href="#">Holt, J.C.</a>	1	0	15.43	2	0	0	0	0	0	2.1	4	4	4	0	0	2	0	0	0	0	1.33	0	2.57	.333	12	14	0	0
<a href="#">Leon, Arnold</a>	0	0	6.23	3	0	0	0	0	0	4.1	6	3	3	1	0	3	0	1	0	2	1.20	0	2.08	.333	18	22	0	0
<a href="#">Lyman, Jeff</a>	0	4	8.06	9	8	0	0	0	0	25.2	33	24	23	4	0	15	1	24	0	8	1.08	2	1.87	.311	106	123	0	0
* <a href="#">Majewski, Val</a>	0	0	0.00	1	0	0	0	1	1	1.0	1	0	0	0	0	0	0	1	0	0	0.00	0	1.00	.250	4	4	0	1
<a href="#">Ortiz, Gabriel</a>	0	0	0.00	2	0	0	0	0	0	1.2	0	0	0	0	0	3	0	0	0	0	0.25	0	1.80	.000	5	8	0	2
<a href="#">Sattler, Daniel</a>	1	0	4.03	25	0	0	0	0	0	38.0	36	17	17	4	4	16	2	32	0	2	1.41	1	1.37	.252	143	166	0	9
* <a href="#">Sewell, Lance</a>	0	0	4.91	7	0	0	0	0	0	7.1	9	4	4	0	0	2	0	7	0	2	0.36	0	1.50	.300	30	33	1	4
<a href="#">Souza, Justin</a>	2	2	3.38	28	0	0	0	6	6	40.0	35	17	15	1	0	20	2	38	0	3	0.57	3	1.38	.230	152	174	1	11
<a href="#">Storey, Mickey</a>	5	3	3.38	36	1	0	0	6	9	64.0	51	29	24	5	3	18	2	57	1	3	1.11	3	1.08	.219	233	262	6	18
<a href="#">Wagner, Neil</a>	4	2	3.63	26	0	0	0	0	4	39.2	45	21	16	0	0	23	4	38	0	2	1.75	6	1.71	.285	158	182	0	6
<a href="#">Wright, Matt</a>	5	2	2.38	11	11	0	0	0	0	56.2	62	20	15	7	0	6	0	33	0	2	1.00	4	1.20	.276	225	234	2	0
Other	16	16	3.40	116	24	0	0	20	25	262.0	244	123	99	15	10	114	5	188	0	25	1.44	30	1.37	.248	984	1125	10	50
Team Total	62	58	4.03	120	120	0	3	34	50	1064.0	1088	547	477	68	37	454	20	858	7	82	1.23	89	1.45	.265	4098	4666	36	120

KEY: \* - lefthanded hitter/pitcher, # - switch hitter

Choose a highlighted category to sort. NOTE: Rate stats do not use qualifiers.

	GI ---GAMES BY POSITION---																																			
	AVG	G	AB	R	H	2B	3B	HR	RBI	TB	BB	IBB	SO	SB	CS	OBP	SLG	OPS	SF	SAC	HBP	DP	1B	2B	3B	SS	OF	C	E							
<a href="#">BATTERS</a>																																				
<a href="#">Barfield, Jeremy</a>	.253	115	431	56	109	18	0	11	68	160	44	1	80	1	1	.319	.371	.690	11	1	3	18	0	0	0	0	113	0	9							
<a href="#">Carter, Yusuf</a>	.287	30	108	22	31	7	0	9	27	65	10	0	29	1	0	.350	.602	.952	1	0	1	1	1	0	0	0	1	20	2							
<a href="#">Galarraga, Joel</a>	.235	5	17	2	4	0	0	0	0	4	1	0	3	0	0	.278	.235	.513	0	0	0	0	0	0	0	0	0	5	0							
<a href="#">Green, Grant</a>	.313	111	463	84	145	32	5	14	67	229	34	2	105	6	5	.360	.495	.855	9	3	5	11	0	1	0	95	0	0	32							
* <a href="#">Johnson, Todd</a>	.206	68	252	32	52	9	3	5	30	82	21	1	56	5	3	.267	.325	.593	3	0	1	8	0	0	0	0	53	0	1							
<a href="#">Ladendorf, Tyler</a>	.278	105	406	53	113	25	4	5	38	161	25	0	91	18	3	.323	.397	.719	3	2	3	11	0	77	1	21	8	0	14							
* <a href="#">Mitchell, Jermaine</a>	.319	70	279	59	89	20	6	10	30	151	44	0	81	15	9	.417	.541	.958	0	0	3	1	0	0	0	0	65	0	6							
<a href="#">Ortiz, Ryan</a>	.277	58	188	35	52	12	1	8	35	90	36	0	47	1	0	.394	.479	.873	1	1	1	3	2	0	0	0	0	54	8							
* <a href="#">Parker, Stephen</a>	.289	118	443	82	128	33	4	17	78	220	70	1	88	3	1	.388	.497	.884	9	0	7	13	2	1	111	0	0	0	25							
<a href="#">Pinckney, Brandon</a>	.235	13	34	4	8	2	0	1	5	13	7	0	6	0	0	.357	.382	.739	1	3	0	0	0	10	2	0	0	0	2							
<a href="#">Spina, Michael</a>	.253	114	443	64	112	21	1	22	82	201	47	0	127	0	0	.335	.454	.788	3	0	9	10	99	2	4	0	0	0	14							
# <a href="#">Thomas, David</a>	.239	47	159	29	38	10	4	1	22	59	14	0	31	6	5	.322	.371	.693	1	1	6	2	0	0	0	0	41	0	3							
<a href="#">Walton, Kent</a>	.228	24	79	8	18	2	0	1	10	23	4	0	21	3	0	.262	.291	.553	1	1	0	1	0	0	0	0	13	0	0							
Other	.234	232	764	95	179	35	5	14	92	266	109	2	199	13	17	.336	.348	.684	7	3	12	16														
Team Total	.265	119	4069	625	1078	226	33	118	584	1724	467	7	965	72	44	.344	.424	.768	50	15	51	95														
<a href="#">PITCHERS</a>	W	L	ERA	G	GS	CG	SHO	SV	SVO	IP	H	R	ER	HR	HB	BB	IBB	SO	BK	WP	GO/AO	DP	WHIP	AVG	AB	TBF	SF	GF	HLD							
* <a href="#">Barham, Trey</a>	3	1	2.17	51	0	0	0	1	5	58.0	54	23	14	2	2	17	1	49	0	0	1.98	5	1.22	.249	217	241	3	9	16							
* <a href="#">Blackley, Travis</a>	0	0	1.80	2	2	0	0	0	0	5.0	3	1	1	0	0	0	0	2	0	2	0.71	0	0.60	.167	18	18	0	0	0							
<a href="#">Carignan, Andrew</a>	2	2	6.37	27	0	0	0	0	2	29.2	28	29	21	2	4	31	0	39	0	6	2.20	3	1.99	.246	114	150	0	9	1							
<a href="#">Deal, Scott</a>	1	4	3.90	33	1	0	0	0	1	55.1	55	29	24	6	8	18	2	37	2	5	1.25	7	1.32	.257	214	243	1	6	4							
<a href="#">Hart, Mike</a>	1	0	4.50	3	0	0	0	0	0	4.0	3	2	2	0	1	3	0	3	0	0	0.80	0	1.50	.200	15	19	0	0	0							
<a href="#">Haviland, Shawn</a>	7	6	3.82	23	23	0	0	0	0	127.1	133	67	54	13	15	33	0	139	1	11	0.84	9	1.30	.269	494	548	4	0	0							
<a href="#">Hodsdon, Scott</a>	2	2	6.27	39	0	0	0	1	2	60.1	74	58	42	3	4	30	2	48	1	5	1.81	9	1.72	.298	248	288	2	10	6							
* <a href="#">Hornbeck, Ben</a>	5	3	5.03	16	16	0	0	0	0	82.1	105	59	46	18	7	37	0	100	1	13	1.56	8	1.72	.311	338	388	3	0	0							
<a href="#">Hunter, Brett</a>	2	1	6.51	25	0	0	0	0	1	27.2	32	21	20	4	0	25	1	44	1	5	0.85	3	2.06	.294	109	137	2	6	5							
* <a href="#">Marks, Justin</a>	2	1	4.80	3	3	0	0	0	0	15.0	15	11	8	2	0	7	0	10	0	2	1.36	0	1.47	.273	55	66	1	0	0							
<a href="#">Murray, Justin</a>	9	4	3.63	22	14	1	0	1	2	96.2	106	45	39	8	1	48	1	74	0	7	1.05	8	1.59	.279	380	434	2	1	1							
<a href="#">Pina, Jose</a>	2	3	5.70	25	0	0	0	1	2	36.1	37	25	23	7	3	14	0	35	0	5	0.79	1	1.40	.268	138	161	4	7	7							
<a href="#">Pinckney, Brandon</a>	0	0	10.80	2	0	0	0	0	0	1.2	3	2	2	1	0	0	0	0	0	0	4.00	2	1.80	.500	6	6	0	2	0							
<a href="#">Smyth, Paul</a>	3	5	2.50	50	0	0	0	22	31	68.1	53	28	19	3	3	21	4	85	0	5	1.54	2	1.08	.209	253	282	0	38	1							
<a href="#">Thomas, Daniel</a>	0	0	8.71	9	0	0	0	1	2	10.1	7	11	10	0	2	13	1	13	0	3	0.78	0	1.94	.189	37	52	0	4	2							
* <a href="#">Williamson, Fabian</a>	4	0	3.92	9	9	0	0	0	0	41.1	44	21	18	4	3	23	0	37	0	2	1.31	7	1.62	.284	155	186	2	0	0							
Other	17	27	5.59	115	51	0	0	3	4	336.1	389	226	209	46	20	122	2	290	0	23	0.90	20	1.52	.288	1350	1519	17	26	7							
Team Total	60	59	4.69	119	119	1	1	30	52	1055.2	1141	658	550	119	73	442	14	1005	6	94	1.12	84	1.50	.276	4141	4738	41	118	50							

KEY: \* - lefthanded hitter/pitcher, # - switch hitter

Peoria Chiefs (61-55) 4, Kane County Cougars (59-59) 0  
August 16, 2010

	1	2	3	4	5	6	7	8	9	R	H	E
Peoria	0	2	0	0	2	0	0	0	0	4	8	2
Kane County	0	0	0	0	0	0	0	0	0	0	6	1

Peoria	AB	R	H	RBI	BB	SO	LOB	AVG	Kane County	AB	R	H	RBI	BB	SO	LOB	AVG
Lee, H, SS	3	1	0	0	1	1	2	.278	Crumbliss, 2B	4	0	2	0	0	1	1	.273
Watkins, L, 2B	3	0	1	0	1	2	0	.248	House, CF	4	0	0	0	0	1	3	.255
Cerda, 3B	4	0	0	1	0	0	3	.274	Aliotti, A, DH	4	0	0	0	0	2	2	.281
Bour, DH	4	0	0	0	0	2	2	.284	Dixon, Ra, LF	4	0	1	0	0	1	1	.269
Ha, RF	4	1	3	0	0	1	0	.315	Gil, 1B	4	0	1	0	0	0	1	.239
Perez, N, LF	4	1	1	0	0	1	2	.286	Christian, 3B	4	0	2	0	0	1	1	.280
May, B, 1B	3	0	0	0	1	1	2	.273	Gilmartin, SS	4	0	0	0	0	3	4	.247
Flores, L, C	4	0	1	2	0	1	2	.247	Stassi, C	3	0	0	0	0	0	3	.239
Giansanti, CF	4	1	2	0	0	0	2	.297	Crisotomo, RF	2	0	0	0	0	0	1	.243
Jung, P	0	0	0	0	0	0	0	.000	Smith, M, P	0	0	0	0	0	0	0	.000
Antigua, P	0	0	0	0	0	0	0	.000	Hoehn, P	0	0	0	0	0	0	0	.000
Morla, P	0	0	0	0	0	0	0	.000	Totals	33	0	6	0	0	9	17	.254
Totals	33	4	8	3	3	9	15	.264									

**BATTING**

2B: Watkins, L (12, Smith, M), Flores, L (7, Smith, M).  
 TB: Watkins, L 2; Ha 3; Perez, N; Flores, L 2; Giansanti 2.  
 RBI: Flores, L 2 (15), Cerda (64).  
 Runners left in scoring position, 2 out: Bour 2; Giansanti.  
 GIDP: Lee, H; Perez, N.  
 Team RISP: 2-for-10.  
 Team LOB: 5.

**FIELDING**

E: Cerda (14, throw), Antigua (3, throw).

**BATTING**

TB: Crumbliss 2; Dixon, Ra; Gil; Christian 2.  
 Runners left in scoring position, 2 out: Stassi; House; Dixon, Ra.  
 S: Crisotomo.  
 Team RISP: 0-for-7.  
 Team LOB: 7.

**FIELDING**

E: Smith, M (3, pickoff).  
 DP: 2 (Crumbliss-Gil, Gil-Gilmartin-Gil).

Peoria	IP	H	R	ER	BB	SO	HR	ERA	Kane County	IP	H	R	ER	BB	SO	HR	ERA
Jung	3.0	3	0	0	0	1	0	3.94	Smith, M (L, 7-1)	6.0	7	4	3	2	5	0	3.92
Antigua (W, 4-5)	5.0	3	0	0	0	7	0	4.16	Hoehn	3.0	1	0	0	1	4	0	3.12
Morla	1.0	0	0	0	0	1	0	3.68	Totals	9.0	8	4	3	3	9	0	3.95
Totals	9.0	6	0	0	0	9	0	3.95									

WP: Antigua, Hoehn.

Groundouts-flyouts: Jung 0-8, Antigua 4-4, Morla 1-1, Smith, M 10-3, Hoehn 2-3.

Batters faced: Jung 12, Antigua 19, Morla 3, Smith, M 25, Hoehn 11.

Umpires: HP: Brett Houseman. 1B: John Bacon. 2B: . 3B: .

Weather: 79 degrees, clear.

Wind: 8 mph, Out to RF.

T: 2:29.

Att: 6,246.

Choose a highlighted category to sort. NOTE: Rate stats do not use qualifiers.

		GI --GAMES BY POSITION--																											
BATTERS	AVG	G	AB	R	H	2B	3B	HR	RBI	TB	BB	IBB	SO	SB	CS	OBP	SLG	OPS	SF	SAC	HBP	DP	1B	2B	3B	SS	OF	C	E
* <a href="#">Allotti, Anthony</a>	.281	113	402	65	113	25	1	5	67	155	79	1	119	13	3	.400	.386	.785	7	3	5	6	106	0	0	0	0	0	10
* <a href="#">Christian, Jason</a>	.280	41	157	22	44	9	1	3	24	64	9	2	37	7	2	.318	.408	.725	3	1	1	2	0	1	26	8	0	0	6
* <a href="#">Crisotomo, Jose</a>	.243	30	103	15	25	2	1	0	14	29	7	0	11	4	2	.291	.282	.572	0	7	0	2	0	0	0	0	28	0	1
* <a href="#">Crumbliss, Conner</a>	.273	114	421	80	115	25	2	3	48	153	101	0	80	22	8	.415	.363	.778	6	4	5	6	0	101	0	0	11	0	10
<a href="#">Dixon, Rashun</a>	.269	100	368	58	99	16	3	7	48	142	53	0	110	9	7	.376	.386	.761	2	0	11	5	0	0	0	0	92	0	2
<a href="#">Gil, Leonardo</a>	.239	97	356	49	85	20	4	10	63	143	22	0	84	3	2	.286	.402	.687	9	2	5	9	2	0	80	6	0	0	13
# <a href="#">Gilmartin, Michael</a>	.247	107	384	35	95	30	4	5	51	148	39	0	105	14	5	.323	.385	.709	4	7	6	7	0	0	0	105	0	0	24
<a href="#">House, Tyreece</a>	.255	102	365	74	93	9	1	1	22	107	81	0	75	32	10	.400	.293	.694	2	6	9	6	0	0	0	0	92	0	5
* <a href="#">LeVier, Mitch</a>	.333	12	51	12	17	3	1	1	9	25	4	0	11	1	0	.382	.490	.872	0	0	0	0	0	0	0	0	9	0	2
<a href="#">Nunez, Juan</a>	.164	37	128	10	21	2	0	1	12	26	5	0	43	0	1	.200	.203	.403	1	2	1	1	0	0	0	0	0	36	8
<a href="#">Richard, Myrio</a>	.286	89	332	45	95	27	2	1	30	129	34	0	49	11	7	.358	.389	.747	1	2	4	7	0	0	0	0	78	0	6
<a href="#">Stassi, Max</a>	.239	94	355	46	85	20	1	13	50	146	35	1	124	3	3	.314	.411	.725	3	1	5	9	0	0	0	0	0	80	11
Other	.225	156	551	58	124	30	2	6	70	176	43	0	166	9	5	.288	.319	.608	5	4	8	15							
Team Total	.254	118	3973	569	1011	218	23	56	508	1443	512	4	1014	128	55	.345	.363	.708	43	39	60	75							139

PITCHERS	W	L	ERA	G	GS	CG	SHO	SV	SVO	IP	H	R	ER	HR	HB	BB	IBB	SO	BK	WP	GO/AO	DP	WHIP	AVG	AB	TBF	SF	GF	HL
<a href="#">Doolittle, Ryan</a>	0	0	3.94	11	0	0	0	1	2	16.0	21	7	7	3	1	0	0	13	0	1	1.92	3	1.31	.313	67	68	0	6	3
<a href="#">Gil, Leonardo</a>	0	1	13.50	1	0	0	0	0	0	0.2	0	1	1	0	0	4	0	1	0	0	0.00	0	6.00	.000	2	6	0	1	0
<a href="#">Gilliam, Robert</a>	5	6	4.20	18	18	0	0	0	0	100.2	99	51	47	7	5	33	0	87	2	9	0.65	5	1.31	.261	379	427	7	0	0
<a href="#">Guzman, Jose</a>	3	1	3.48	38	0	0	0	15	17	44.0	40	21	17	2	2	14	0	42	1	6	1.10	2	1.23	.241	166	186	2	33	1
<a href="#">Hoehn, Connor</a>	6	4	3.12	38	0	0	0	1	2	78.0	57	30	27	5	6	33	1	94	0	7	0.97	1	1.15	.202	282	328	1	8	6
* <a href="#">Huttenlocker, Anthony</a>	1	2	3.02	28	0	0	0	1	1	44.2	39	15	15	1	1	13	0	46	1	1	1.31	2	1.16	.238	164	181	3	7	1
<a href="#">Joseph, Jonathan</a>	1	4	4.09	10	5	0	0	0	0	33.0	34	20	15	1	3	17	1	31	1	10	0.84	4	1.55	.260	131	153	2	1	2
* <a href="#">Krol, Ian</a>	9	4	2.65	24	23	0	0	0	0	118.2	98	42	35	5	7	19	1	91	3	2	1.28	5	0.99	.223	440	476	5	1	0
<a href="#">Lansford, Josh</a>	1	2	4.46	35	0	0	0	0	2	42.1	48	27	21	4	3	15	0	46	2	5	0.65	1	1.49	.284	169	189	2	16	2
<a href="#">Mederos, Chris</a>	4	5	3.21	11	9	0	0	0	0	47.2	41	23	17	2	2	17	0	41	0	4	1.80	3	1.22	.228	180	202	2	0	0
<a href="#">Nunez, Juan</a>	0	0	0.00	1	0	0	0	0	0	0.1	0	0	0	0	0	1	0	0	0	0	0.00	0	3.00	.000	1	2	0	1	0
* <a href="#">Peterson, Max</a>	4	3	3.53	27	0	0	0	2	5	43.1	32	17	17	3	2	24	1	59	0	8	1.43	3	1.29	.211	152	185	3	12	1
<a href="#">Schultz, Bo</a>	5	1	2.41	35	0	0	0	0	1	59.2	42	20	16	1	9	30	3	49	2	3	3.59	7	1.21	.197	213	254	1	12	4
<a href="#">Smalley, Kenny</a>	0	1	7.07	7	2	0	0	0	0	14.0	16	11	11	0	0	12	0	12	0	0	0.81	2	2.00	.286	56	68	0	3	0
<a href="#">Smith, Murphy</a>	7	1	3.92	14	13	0	0	0	0	80.1	77	44	35	1	7	19	1	58	2	1	1.61	6	1.20	.255	302	337	5	0	0
<a href="#">Straily, Daniel</a>	8	7	4.72	24	24	0	0	0	0	124.0	121	69	65	12	6	52	3	127	1	9	1.21	11	1.40	.263	460	528	6	0	0
Other	5	17	5.11	67	24	0	0	2	5	199.0	211	134	113	19	17	85	0	197	3	22	1.50	18	1.49	.273	772	889	7	17	8
Team Total	59	59	3.95	118	118	0	5	22	35	1046.1	976	532	459	66	71	388	11	994	18	88	1.26	73	1.30	.248	3936	4479	46	118	28

KEY: \* - lefthanded hitter/pitcher, # - switch hitter



Tri-City Dust Devils (24-33) 4, Vancouver Canadians (30-27) 2  
August 16, 2010

	1	2	3	4	5	6	7	8	9	R	H	E
Vancouver	0	1	0	0	0	1	0	0	0	2	6	0
Tri-City	1	0	0	1	0	1	0	1	x	4	11	6

Vancouver	AB	R	H	RBI	BB	SO	LOB	AVG
Pineda, 2B	4	0	2	1	1	0	0	.269
Bercume, LF	3	0	0	0	1	1	5	.280
Choice, CF	4	0	0	0	1	2	4	.314
Kirby-Jones, 1B	4	0	1	0	1	3	1	.245
Thompson, T, 3B	5	0	1	0	0	1	6	.269
Kirkland, SS	4	1	1	0	0	0	5	.300
Whitaker, RF	4	0	0	0	0	3	1	.216
Nester, DH	4	1	1	0	0	1	1	.184
Petitti, C	4	0	0	0	0	2	2	.113
Ramirez, An, P	0	0	0	0	0	0	0	.000
Bowman, P	0	0	0	0	0	0	0	.000
Quigley, P	0	0	0	0	0	0	0	.000
<b>Totals</b>	<b>36</b>	<b>2</b>	<b>6</b>	<b>1</b>	<b>4</b>	<b>13</b>	<b>25</b>	<b>.254</b>

Tri-City	AB	R	H	RBI	BB	SO	LOB	AVG
Laurent, CF	3	1	2	0	0	0	0	.263
Sammy, SS	4	0	1	0	0	0	1	.267
Reyes, RF	4	2	3	1	0	0	0	.275
Massanari, C	4	1	2	1	0	0	2	.242
Simon, LF	3	0	2	1	1	0	1	.234
Tracy, M, 1B	3	0	0	1	0	1	2	.212
Hines, DH	4	0	0	0	0	1	4	.252
Altobelli, 3B	3	0	0	0	0	2	0	.259
Scott, 2B	3	0	1	0	0	0	0	.222
Bettis, P	0	0	0	0	0	0	0	.000
Vopinek, P	0	0	0	0	0	0	0	.000
Ruiz, P	0	0	0	0	0	0	0	.000
Tilford, C, P	0	0	0	0	0	0	0	.000
McAtee, P	0	0	0	0	0	0	0	.000
<b>Totals</b>	<b>31</b>	<b>4</b>	<b>11</b>	<b>4</b>	<b>1</b>	<b>4</b>	<b>10</b>	<b>.236</b>

**BATTING**

**2B:** Pineda (2, Bettis), Kirkland (16, Bettis).  
**TB:** Pineda 3; Kirby-Jones; Thompson, T; Kirkland 2; Nester.  
**RBI:** Pineda (3).  
**2-out RBI:** Pineda.  
**Runners left in scoring position, 2 out:** Kirkland 3; Bercume 3; Thompson, T.  
**GIDP:** Choice.  
**Team RISP:** 2-for-17.  
**Team LOB:** 12.

**BASERUNNING**

**SB:** Choice (3, 2nd base off Ruiz/Massanari).

**FIELDING**

**Outfield assists:** Whitaker (Sammy at home), Bercume (Scott at 2nd base).

**BATTING**

**2B:** Reyes (9, Ramirez, An), Simon (4, Ramirez, An), Massanari (7, Quigley).  
**HR:** Massanari (6, 6th inning off Bowman, 0 on, 1 out).  
**TB:** Laurent 2; Sammy; Reyes 4; Massanari 6; Simon 3; Scott.  
**RBI:** Reyes (23), Simon (15), Massanari (18), Tracy, M (13).  
**Runners left in scoring position, 2 out:** Simon; Hines 2.  
**SF:** Tracy, M.  
**Team RISP:** 1-for-6.  
**Team LOB:** 6.

**BASERUNNING**

**CS:** Laurent (5, 2nd base by Bowman/Petitti).

**FIELDING**

**E:** Scott 3 (7, fielding, throw, fielding), Sammy 3 (10, fielding, throw, fielding).  
**DP:** (Scott-Sammy-Tracy, M).

Vancouver	IP	H	R	ER	BB	SO	HR	ERA
Ramirez, An	5.0	7	2	2	0	2	0	3.91
Bowman (L, 0-2)	2.0	2	1	1	0	2	1	5.17
Quigley	1.0	2	1	1	1	0	0	4.75
<b>Totals</b>	<b>8.0</b>	<b>11</b>	<b>4</b>	<b>4</b>	<b>1</b>	<b>4</b>	<b>1</b>	<b>3.30</b>

Tri-City	IP	H	R	ER	BB	SO	HR	ERA
Bettis	5.2	6	2	0	1	10	0	1.12
Vopinek (W, 1-2)	0.1	0	0	0	1	0	0	7.50
Ruiz (H, 1)	1.0	0	0	0	1	1	0	0.00
Tilford, C (H, 2)	1.0	0	0	0	0	2	0	6.28
McAtee (S, 3)	1.0	0	0	0	1	0	0	1.76
<b>Totals</b>	<b>9.0</b>	<b>6</b>	<b>2</b>	<b>0</b>	<b>4</b>	<b>13</b>	<b>0</b>	<b>3.48</b>

**WP:** Ruiz.

**IBB:** Simon (by Quigley).

**HBP:** Laurent (by Bowman), Bercume (by McAtee).

**Groundouts-flyouts:** Ramirez, An 6-2, Bowman 1-1, Quigley 2-1, Bettis 2-4, Vopinek 1-0, Ruiz 0-2, Tilford, C 1-0, McAtee 2-1.

**Batters faced:** Ramirez, An 20, Bowman 8, Quigley 6, Bettis 27, Vopinek 2, Ruiz 4, Tilford, C 3, McAtee 5.

**Inherited runners-scored:** Vopinek 1-0.

**Umpires:** HP: Matt Heersema. 1B: Billy Cunha. 2B: . 3B: .

**Weather:** 94 degrees, clear.

**Wind:** 1 mph, Varies.

**T:** 2:39.

**Att:** 1,659.

Choose a highlighted category to sort. NOTE: Rate stats do not use qualifiers.

		GI ---GAMES BY POSITION---																											
BATTERS	AVG	G	AB	R	H	2B	3B	HR	RBI	TB	BB	IBB	SO	SB	CS	OBP	SLG	OPS	SF	SAC	HBP	DP	1B	2B	3B	SS	OF	C	E
* <a href="#">Bercume, Jeff</a>	.280	50	200	24	56	7	2	0	19	67	17	0	29	5	3	.348	.335	.683	2	5	5	2	0	0	0	0	41	0	1
<a href="#">Castillo, Gernaldo</a>	.136	16	44	3	6	1	0	0	2	7	6	0	10	1	0	.240	.159	.399	0	2	0	1	0	9	4	3	0	0	10
<a href="#">Choice, Michael</a>	.314	9	35	7	11	4	1	1	4	20	6	0	14	3	1	.442	.571	1.013	0	0	2	1	0	0	0	0	9	0	0
<a href="#">Fabiaschi, Michael</a>	.241	28	87	12	21	5	1	0	4	28	16	0	23	2	2	.377	.322	.699	0	3	3	0	0	16	1	6	0	0	2
* <a href="#">Hurley, Zachary</a>	.271	19	59	9	16	4	1	0	5	22	2	0	12	0	0	.295	.373	.668	0	1	0	3	0	0	0	0	13	0	1
<a href="#">Kirby-Jones, A.J.</a>	.245	57	192	33	47	6	0	11	27	86	46	2	62	1	1	.404	.448	.852	1	0	6	5	49	0	0	0	0	0	8
<a href="#">Kirkland, Wade</a>	.300	50	213	29	64	16	2	0	23	84	7	0	42	4	1	.324	.394	.719	3	1	2	6	0	0	0	50	0	0	20
<a href="#">Landaeta, Douglas</a>	.312	54	215	20	67	10	1	2	27	85	14	1	30	4	8	.352	.395	.747	3	2	1	9	0	0	0	0	52	0	2
<a href="#">Levia, Nino</a>	.208	34	120	16	25	2	0	1	6	30	11	0	28	1	1	.279	.250	.529	3	2	2	1	0	25	5	0	0	0	8
<a href="#">Lipkin, Ryan</a>	.261	38	138	14	36	8	0	1	31	47	8	0	28	0	1	.309	.341	.649	1	3	2	7	0	0	0	0	0	31	3
<a href="#">Luis, Marcos</a>	.182	12	33	1	6	0	0	0	1	6	0	0	4	0	0	.229	.182	.410	0	1	2	2	5	0	4	0	0	0	3
<a href="#">Nester, John</a>	.184	13	49	4	9	2	0	0	6	11	5	1	16	0	0	.255	.224	.479	1	1	0	1	0	0	0	0	0	6	1
<a href="#">Petitti, Daniel</a>	.113	22	62	2	7	1	0	0	5	8	5	0	22	0	0	.200	.129	.329	1	4	2	2	0	0	0	0	0	22	2
<a href="#">Pineda, Ryan</a>	.269	8	26	2	7	2	0	0	3	9	7	0	8	0	0	.424	.346	.770	0	0	0	0	0	7	0	0	0	0	0
<a href="#">Thompson, Tony</a>	.269	45	175	23	47	8	0	3	17	64	18	0	31	0	1	.347	.366	.713	0	0	3	4	0	0	45	0	0	0	15
<a href="#">Whitaker, John</a>	.216	30	97	13	21	4	0	1	16	28	13	0	26	4	2	.310	.289	.598	2	3	1	3	0	0	0	0	26	0	1
Other	.242	58	186	22	45	6	0	2	17	57	26	1	59	2	4	.352	.306	.658	1	5	6	4							
Team Total	.254	57	1931	234	491	86	8	22	213	659	207	5	444	27	25	.335	.341	.676	18	33	37	51							90
PITCHERS	W	L	ERA	G	GS	CG	SHO	SV	SVO	IP	H	R	ER	HR	HB	BB	IBB	SO	BK	WP	GO/AO	DP	WHIP	AVG	AB	TBF	SF	GF	HLD
<a href="#">Bowman, Josh</a>	0	2	5.17	11	0	0	0	0	0	15.2	25	16	9	2	2	4	1	15	0	2	1.58	0	1.85	.338	74	83	1	2	1
* <a href="#">Brown, Jacob</a>	2	3	2.01	15	0	0	0	0	2	22.1	21	7	5	0	0	4	0	23	0	2	1.56	1	1.12	.250	84	90	1	4	3
<a href="#">Chitwood, Logan</a>	1	1	5.79	4	0	0	0	0	1	4.2	6	3	3	1	0	1	0	4	0	0	0.43	0	1.50	.316	19	21	1	2	1
<a href="#">Christensen, Kyle</a>	0	1	3.62	9	5	0	0	0	0	27.1	21	11	11	2	0	12	0	18	0	2	0.91	2	1.21	.214	98	111	0	0	2
<a href="#">Frankoff, Seth</a>	1	0	3.00	3	3	0	0	0	0	12.0	9	5	4	0	0	11	0	13	1	0	1.09	1	1.67	.205	44	56	0	0	0
<a href="#">Griffin, A.J.</a>	1	1	3.86	15	0	0	0	10	11	16.1	11	9	7	0	3	7	1	20	0	2	0.75	3	1.10	.186	59	69	0	13	0
<a href="#">Hassebrock, Blake</a>	0	0	4.35	9	0	0	0	0	0	10.1	11	5	5	0	2	4	1	10	0	1	1.33	0	1.45	.282	39	49	2	6	1
<a href="#">Jimenez, Devvi</a>	4	4	3.54	12	12	0	0	0	0	61.0	61	28	24	5	2	13	1	48	1	4	1.50	10	1.21	.264	231	248	2	0	0
<a href="#">Long, Nathan</a>	6	2	3.60	11	11	0	0	0	0	60.0	74	28	24	3	0	16	1	29	1	2	1.90	9	1.50	.314	236	253	1	0	0
<a href="#">McDaniel, Dan</a>	1	1	5.59	15	0	0	0	0	1	19.1	18	19	12	1	1	13	0	23	0	1	1.67	3	1.60	.247	73	88	0	6	2
* <a href="#">Quigley, Ryan</a>	3	2	4.75	16	0	0	0	0	1	30.1	40	17	16	1	1	15	1	20	0	1	3.19	4	1.81	.320	125	142	1	4	2
* <a href="#">Ramirez, Anivoris</a>	1	4	3.91	11	11	0	0	0	0	48.1	50	24	21	5	3	13	0	39	5	1	1.78	5	1.30	.267	187	205	0	0	0
<a href="#">Tenholder, Daniel</a>	2	0	2.20	19	0	0	0	2	5	32.2	25	12	8	0	2	8	1	31	0	0	0.55	0	1.01	.210	119	130	1	4	3
<a href="#">Thomson, Matthew</a>	1	2	2.45	10	7	0	0	0	0	33.0	26	11	9	0	2	8	0	47	1	2	1.04	2	1.03	.208	125	135	0	0	0
<a href="#">Thornton, Zachary</a>	0	2	3.00	11	0	0	0	0	1	18.0	21	12	6	1	0	7	1	21	0	0	1.90	2	1.56	.309	68	78	1	1	3
<a href="#">Vidal, Pedro</a>	3	0	3.38	19	0	0	0	0	0	26.2	35	14	10	0	0	9	0	21	0	1	0.87	0	1.65	.318	110	123	2	6	5
Other	4	2	1.74	31	8	0	0	6	8	77.2	72	25	15	0	5	23	0	81	1	6	1.07	6	1.22	.242	297	331	2	9	1
Team Total	30	27	3.30	57	57	0	1	18	30	515.2	526	246	189	21	23	168	8	463	10	27	1.32	48	1.35	.265	1988	2212	15	57	24

KEY: \* - lefthanded hitter/pitcher, # - switch hitter

AZL Giants (30-14) 3, AZL Athletics (24-22) 2  
August 16, 2010

	1	2	3	4	5	6	7	8	9	R	H	E
AZL Athletics	0	0	0	1	0	0	0	1	0	2	8	0
AZL Giants	0	0	0	2	1	0	0	0	x	3	7	2

AZL Athletics	AB	R	H	RBI	BB	SO	LOB	AVG
Clime, 2B	5	0	0	0	0	3	3	.264
Pan, SS	3	0	1	0	1	0	0	.311
Consigli, R, RF	4	1	2	0	0	0	0	.331
Affinito, 1B	3	1	2	2	1	1	0	.286
Marte, M, DH	4	0	0	0	0	3	4	.234
Soto, R, C	4	0	1	0	0	1	0	.262
Garcia, El, LF	3	0	1	0	0	0	1	.224
Ramsey, CF	4	0	1	0	0	0	2	.200
Santana, J, 3B	4	0	0	0	0	1	4	.230
DiNardo, P	0	0	0	0	0	0	0	.000
Paez, A, P	0	0	0	0	0	0	0	.000
Murphy, P	0	0	0	0	0	0	0	.000
Hughes, P	0	0	0	0	0	0	0	.000
<b>Totals</b>	<b>34</b>	<b>2</b>	<b>8</b>	<b>2</b>	<b>2</b>	<b>9</b>	<b>14</b>	<b>.243</b>

AZL Giants	AB	R	H	RBI	BB	SO	LOB	AVG
Willoughby, 2B	4	1	1	0	0	1	0	.303
Haney, SS	3	0	1	1	0	0	0	.241
Cutspec, B, 1B	4	0	1	0	0	1	2	.319
Rodriguez, Ra, RF	4	0	2	0	0	0	2	.280
Jones, CF	2	1	1	0	2	0	1	.299
Windster, DH	3	0	0	0	0	1	4	.330
Burg, A, C	3	1	1	1	0	0	3	.333
De La Cruz, Jo, LF	2	0	0	1	1	0	1	.260
DeBerry, LF	0	0	0	0	0	0	0	.250
Cuevas, 3B	3	0	0	0	0	0	3	.221
Flores, K, P	0	0	0	0	0	0	0	.000
Bean, P	0	0	0	0	0	0	0	.000
Walls, J, P	0	0	0	0	0	0	0	.000
Newton, P	0	0	0	0	0	0	0	.000
Hembree, P	0	0	0	0	0	0	0	.000
<b>Totals</b>	<b>28</b>	<b>3</b>	<b>7</b>	<b>3</b>	<b>3</b>	<b>3</b>	<b>16</b>	<b>.271</b>

**BATTING**

**2B:** Consigli, R (10, Newton).  
**HR:** Affinito (3, 4th inning off Flores, K, 0 on, 2 out).  
**TB:** Pan; Consigli, R 3; Affinito 5; Soto, R; Garcia, El; Ramsey.  
**RBI:** Affinito 2 (10).  
**2-out RBI:** Affinito 2.  
**Runners left in scoring position, 2 out:** Clime 2; Marte, M 2; Santana, J.  
**Team RISP:** 2-for-9.  
**Team LOB:** 8.

**FIELDING**

**DP:** (Santana, J-Clime-Affinito).  
**Pickoffs:** Soto, R (Cutspec, B at 2nd base).

**BATTING**

**2B:** Willoughby (7, Paez, A), Jones (6, Paez, A), Burg, A (3, Paez, A).  
**TB:** Willoughby 2; Haney; Cutspec, B; Rodriguez, Ra 2; Jones 2; Burg, A 2.  
**RBI:** Burg, A (2), De La Cruz, Jo (9), Haney (9).  
**Runners left in scoring position, 2 out:** Cuevas 2; Rodriguez, Ra; De La Cruz, Jo.  
**S:** Haney.  
**GIDP:** Cutspec, B.  
**Team RISP:** 2-for-11.  
**Team LOB:** 5.

**BASERUNNING**

**SB:** Jones (6, 2nd base off Murphy/Soto, R).  
**CS:** Rodriguez, Ra (2, 2nd base by Paez, A/Soto, R), Cutspec, B (2, 3rd base by Hughes/Soto, R).  
**PO:** Cutspec, B (2nd base by Soto, R).

**FIELDING**

**E:** Burg, A (1, pickoff), Haney (4, throw).  
**Outfield assists:** Jones (Pan at home).

AZL Athletics	IP	H	R	ER	BB	SO	HR	ERA
DiNardo	2.0	1	0	0	2	0	0	5.40
Paez, A (L, 5-3)	3.0	5	3	3	0	2	0	3.18
Murphy	2.0	0	0	0	1	1	0	3.38
Hughes	1.0	1	0	0	0	0	0	6.14
<b>Totals</b>	<b>8.0</b>	<b>7</b>	<b>3</b>	<b>3</b>	<b>3</b>	<b>3</b>	<b>0</b>	<b>3.68</b>

AZL Giants	IP	H	R	ER	BB	SO	HR	ERA
Flores, K (W, 5-2)	5.2	3	1	1	0	4	1	3.69
Bean (H, 4)	0.1	0	0	0	1	1	0	0.64
Walls, J (H, 2)	1.0	1	0	0	0	0	0	4.91
Newton (H, 2)	1.0	2	1	1	1	1	0	1.80
Hembree (S, 1)	1.0	2	0	0	0	3	0	1.29
<b>Totals</b>	<b>9.0</b>	<b>8</b>	<b>2</b>	<b>2</b>	<b>2</b>	<b>9</b>	<b>1</b>	<b>3.35</b>

**WP:** Paez, A 2, Walls, J.

**HBP:** Garcia, El (by Flores, K).

**Groundouts-flyouts:** DiNardo 3-2, Paez, A 5-2, Murphy 3-2, Hughes 1-1, Flores, K 5-6, Bean 0-0, Walls, J 0-2, Newton 1-0, Hembree 0-0.

**Batters faced:** DiNardo 9, Paez, A 13, Murphy 7, Hughes 3, Flores, K 21, Bean 2, Walls, J 4, Newton 5, Hembree 5.

**Inherited runners-scored:** Bean 2-0.

**Umpires:** HP: Mike Huus. 1B: Taylor Sampsell. 2B: . 3B: .

**Weather:** 103 degrees, cloudy.

**Wind:** 1 mph, Varies.

**T:** 2:35

Choose a highlighted category to sort. NOTE: Rate stats do not use qualifiers.

		GI ---GAMES BY POSITION---																											
BATTERS	AVG	G	AB	R	H	2B	3B	HR	RBI	TB	BB	IBB	SO	SB	CS	OBP	SLG	OPS	SF	SAC	HBP	DP	1B	2B	3B	SS	OF	C	E
<a href="#">Affinito, Chris</a>	.286	9	28	9	8	1	0	3	10	18	10	0	12	0	0	.474	.643	1.117	0	0	0	2	4	0	0	0	0	2	0
<a href="#">Brazoban, Yeudy</a>	.213	27	94	8	20	6	1	2	9	34	4	1	23	4	0	.242	.362	.604	1	0	0	4	0	0	0	1	17	0	3
<a href="#">Clime, Neudy</a>	.264	33	125	19	33	6	2	1	18	46	8	0	31	9	1	.308	.368	.676	0	2	0	0	0	28	4	0	0	0	14
* <a href="#">Consiqli, Royce</a>	.331	32	121	20	40	10	4	1	22	61	16	0	25	2	3	.397	.504	.901	4	0	0	2	0	0	0	0	31	0	2
<a href="#">Garcia, Elvis</a>	.224	36	107	20	24	3	2	1	8	34	11	0	19	4	3	.311	.318	.629	1	3	3	3	0	0	0	0	34	0	0
<a href="#">Lopez, Diomendes</a>	.215	28	79	5	17	8	0	0	8	25	11	0	33	0	0	.326	.316	.643	0	0	2	2	0	0	0	0	0	27	3
<a href="#">Marte, Miguel</a>	.234	43	167	17	39	8	0	4	26	59	3	0	63	1	0	.263	.353	.616	1	1	4	4	40	0	0	0	0	2	6
# <a href="#">Martinez, Hiram</a>	.173	21	52	6	9	2	0	0	2	11	5	0	15	1	0	.246	.212	.457	0	1	0	1	0	0	0	19	0	0	9
# <a href="#">Pan, Zhi Fang</a>	.311	34	119	25	37	7	3	0	7	50	13	2	17	1	3	.379	.420	.799	0	1	0	2	0	5	1	25	0	0	11
<a href="#">Peralta, Jensi</a>	.222	27	90	8	20	3	1	0	7	25	2	0	33	0	1	.239	.278	.517	0	0	2	0	0	0	16	12	0	0	13
* <a href="#">Ramsey, Rashad</a>	.200	19	45	10	9	0	1	0	3	11	3	0	12	4	0	.245	.244	.489	1	0	0	0	0	0	0	0	13	0	1
<a href="#">Rojas, Kelvin</a>	.216	16	51	5	11	2	0	0	8	13	6	0	11	1	0	.298	.255	.553	0	1	0	1	0	0	0	0	13	0	0
<a href="#">Santana, Jonatan</a>	.230	36	122	15	28	4	1	0	14	34	8	0	35	2	0	.296	.279	.575	1	3	4	5	8	7	26	0	0	0	4
<a href="#">Shaw, Anthione</a>	.163	22	43	5	7	1	1	0	4	10	9	0	19	3	0	.308	.233	.540	0	0	0	0	0	0	0	0	19	0	1
<a href="#">Soto, Ramon</a>	.262	18	61	11	16	4	1	2	8	28	7	0	12	1	0	.366	.459	.825	0	2	3	0	0	0	0	0	0	10	2
<a href="#">Tripp, Jordan</a>	.286	7	28	4	8	2	1	0	5	12	1	0	10	0	0	.333	.429	.762	0	0	1	0	0	0	0	0	7	0	0
Other	.232	74	250	40	58	15	2	1	27	80	33	0	67	12	1	.325	.320	.645	3	0	3	2							
Team Total	.243	46	1582	227	384	82	20	15	186	551	150	3	437	45	12	.314	.348	.662	12	14	20	30							80
PITCHERS	W	L	ERA	G	GS	CG	SHO	SV	SVO	IP	H	R	ER	HR	HB	BB	IBB	SO	BK	WP	GO/AO	DP	WHIP	AVG	AB	TBF	SF	GF	HLD
<a href="#">Adames, Joselito</a>	1	3	5.93	12	8	0	0	0	0	41.0	47	32	27	0	3	14	0	45	1	10	4.21	1	1.49	.275	171	189	0	0	1
<a href="#">Avila, Andres</a>	0	1	5.40	8	0	0	0	2	3	6.2	7	5	4	1	1	3	0	6	0	2	1.00	0	1.50	.259	27	32	1	3	2
<a href="#">Bailey, Andrew</a>	0	0	4.38	7	0	0	0	0	0	12.1	9	11	6	0	3	11	2	11	0	1	2.25	1	1.62	.196	46	61	0	1	1
* <a href="#">DiNardo, Lenny</a>	0	0	5.40	2	2	0	0	0	0	3.1	3	2	2	1	0	5	0	2	0	0	0.60	0	2.40	.231	13	18	0	0	0
* <a href="#">Duran, Omar</a>	3	1	1.89	11	2	0	0	0	0	33.1	28	18	7	0	2	16	0	47	1	10	2.00	3	1.32	.224	125	144	1	2	0
* <a href="#">Hughes, Ryan</a>	1	0	6.14	6	0	0	0	1	1	7.1	9	5	5	0	1	1	0	7	0	0	1.00	0	1.36	.310	29	33	1	2	0
<a href="#">Jennings, Jason</a>	0	0	0.00	2	2	0	0	0	0	5.0	0	1	0	0	0	0	0	7	0	0	3.00	0	0.00	.000	16	17	1	0	0
* <a href="#">Larsen, Aaron</a>	4	2	3.49	12	2	0	0	0	1	28.1	19	17	11	3	1	9	0	20	0	5	1.03	2	0.99	.178	107	117	0	3	1
<a href="#">Macias, Jose</a>	3	0	1.29	7	0	0	0	0	0	14.0	9	3	2	1	0	3	1	11	0	1	0.48	1	0.86	.188	48	53	1	5	0
<a href="#">Menna, J.C.</a>	1	2	5.66	11	1	0	0	0	0	20.2	23	20	13	0	4	8	0	15	1	5	1.59	3	1.50	.274	84	99	1	1	1
<a href="#">Murphy, Sean</a>	2	0	3.38	10	0	0	0	0	0	16.0	12	7	6	0	0	6	1	24	0	1	2.43	1	1.13	.200	60	67	0	5	0
* <a href="#">Mye, Charles</a>	1	3	3.60	13	0	0	0	0	1	20.0	20	10	8	3	0	9	1	20	0	0	1.24	0	1.45	.250	80	89	0	6	1
<a href="#">Paez, Argenis</a>	5	3	3.18	12	8	0	0	0	0	56.2	60	26	20	3	4	12	0	44	0	6	2.67	3	1.27	.268	224	244	2	1	0
<a href="#">Skaalen, Chris</a>	0	0	15.19	6	0	0	0	0	0	5.1	19	10	9	0	1	2	0	3	0	2	0.83	0	3.94	.576	33	37	1	2	0
<a href="#">Tyson, Drew</a>	1	0	1.40	10	0	0	0	1	2	19.1	14	3	3	0	1	3	0	29	1	1	0.87	1	0.88	.203	69	74	1	5	0
* <a href="#">Urlaub, Jeff</a>	0	0	2.53	12	0	0	0	2	3	21.1	16	7	6	0	1	3	1	23	1	0	2.25	3	0.89	.211	76	81	0	3	0
<a href="#">Vail, Tyler</a>	0	1	2.78	10	8	0	0	0	0	22.2	19	9	7	1	4	8	0	19	0	5	1.65	3	1.19	.224	85	97	0	0	0
<a href="#">Ynoa, Michael</a>	0	1	5.00	3	3	0	0	0	0	9.0	6	5	5	1	1	4	0	11	0	3	1.29	1	1.11	.188	32	37	0	0	0
Other	2	5	3.52	31	10	0	0	1	1	64.0	53	31	25	4	5	18	0	88	2	13	1.70	1	1.11	.222	239	267	2	7	3
Team Total	24	22	3.68	46	46	0	1	7	12	406.1	373	222	166	18	32	135	6	432	7	65	1.69	24	1.25	.238	1564	1756	12	46	10

KEY: \* - lefthanded hitter/pitcher, # - switch hitter

Oakland Athletics

Organization Leaders

(As of 08/17/2010 01:44 AM EDT)

BATTING TOP 10 (minimum 2.7 PA/team game)

PITCHING TOP 10 (minimum 0.8 IP/team game)

BATTER	CLUB	AVG	G	AB	R	H	HR	RBI
Tolleson, Steven	SAC	.332	80	292	52	97	9	43
Consigli, Royce	ATH	.331	32	121	20	40	1	22
Green, Grant	STK	.313	111	463	84	145	14	67
Landaeta, Douglas	VAN	.312	54	215	20	67	2	27
Pan, Zhi Fang	ATH	.311	34	119	25	37	0	7
Horton, Josh	MID	.304	96	378	55	115	5	47
Baisley, Jeff	SAC	.303	84	320	41	97	9	62
Kirkland, Wade	VAN	.300	50	213	29	64	0	23
Cardenas, Adrian	SAC	.300	89	333	54	100	4	42
Mitchell, Jermaine	STK	.298	100	373	71	111	10	38

PITCHER	CLUB	W-L	ERA	IP	H	BB	SO
Krol, Ian	KC	9-4	2.65	118.2	98	19	91
Paez, Argenis	ATH	5-3	3.18	56.2	60	12	44
Edell, Ryan	MID	8-4	3.20	98.1	111	15	66
Jimenez, Deyvi	VAN	4-4	3.54	61.0	61	13	48
Long, Nathan	VAN	6-2	3.60	60.0	74	16	29
DiNardo, Lenny	ATH	2-5	3.65	49.1	59	19	30
Murray, Justin	STK	9-5	3.73	113.1	127	59	81
Middleton, Kyle	SAC	6-8	3.77	102.2	97	48	69
Haviland, Shawn	STK	7-6	3.86	130.2	139	35	142
Banwart, Travis	SAC	7-7	3.92	133.1	131	51	110

HOME RUNS

WINS

Carter, Chris	SAC	27
Spina, Michael	STK	22
Donaldson, Josh	SAC	18
Parker, Stephen	STK	17
McPherson, Dallas	SAC	16

Mortensen, Clay	SAC	11
Smith, Murphy	KC	10
Krol, Ian	KC	9
Murray, Justin	STK	9
3 others tied at 8.		

RBI

SAVES

Carter, Chris	SAC	89
Spina, Michael	STK	82
Parker, Stephen	STK	78
Barfield, Jeremy	STK	68
3 others tied at 67.		

Smyth, Paul	STK	22
Guzman, Jose	KC	15
Lansford, Jared	SAC	12
Rodriguez, Henry	SAC	11
Griffin, A.J.	VAN	10

STOLEN BASES

STRIKEOUTS

Wimberly, Corey	SAC	45
House, Tyreace	KC	32
Gilbert, Archie	MID	25
Crumbly, Conner	KC	22
Brown, Corey	MID	19

Haviland, Shawn	STK	142
Marks, Justin	STK	129
Straily, Daniel	KC	127
Hornbeck, Ben	STK	126
Banwart, Travis	SAC	110

TEAM STATISTICS

TEAM BATTING	AVG	AB	R	H	HR	BB	SO	SB	CS	TEAM PITCHING	W-L	ERA	H	CG	SHO	SV	HR	BB	SO
Sacramento	.268	4206	693	1129	128	497	925	111	41	Vancouver	30-27	3.30	526	0	1	18	21	168	463
Midland	.266	4045	560	1076	70	461	879	110	45	AZL Athletics	24-22	3.68	373	0	1	7	18	135	432
Stockton	.265	4069	625	1078	118	467	965	72	44	Kane County	59-59	3.95	976	0	5	22	66	388	994
Kane County	.254	3973	569	1011	56	512	1014	128	55	Midland	62-58	4.03	1088	0	3	34	68	454	858
Vancouver	.254	1931	234	491	22	207	444	27	25	Sacramento	65-58	4.31	1109	1	4	30	102	480	930
AZL Athletics	.243	1582	227	384	15	150	437	45	12	Stockton	60-59	4.69	1141	1	1	30	119	442	1005