




OAKLAND ATHLETICS

Minor League Report

Oakland Athletics Baseball Company • 7000 Coliseum Way • Oakland, CA 94621
510-638-4900 • Public Relations Facsimile 510-562-1633 • www.oaklandathletics.com

Wednesday, August 18, 2010




SACRAMENTO RIVER CATS
Triple-A – Pacific Coast League
Manager: Tony DeFrancesco

Yesterday: Win vs. Omaha, 5-4 **Standing:** 66-58, 2nd, 2.0 GB
Today: vs. Iowa 7:05 pm PT
Probables: RHP Clayton Mortensen (11-6, 4.11) vs. RHP Austin Bibens-Dirkx (5-0, 1.97)

River Cats Notables

- **OF Chris Carter** hit his 28th home run of the season yesterday, which is third most in the Pacific Coast League...is also tied for second in extra-base hits (59), is third in RBI (90) and total bases (229), tied for third in runs scored (85) and is fifth in walks (68).
- **IF Dallas McPherson** has homered in three consecutive games...has hit safely in 13 of 14 games and is batting .333 (19 for 57) with seven home runs and 17 RBI over that span.
- **OF Corey Wimberly** has hit safely in eight of nine games and is batting .378 (14 for 37) with six multiple-hit games during that stretch...ranks first in the PCL in steals (45), tied for fourth in hits (134) and is fifth in runs scored (83).



MIDLAND ROCKHOUNDS
Double-A – Texas League
Manager: Darren Bush

Yesterday: Off day **Standing:** 27-23, 1st, -- GB
Today: at Tulsa 5:05 pm PT
Probables: LHP Carlos Hernandez (8-2, 4.61) vs. LHP Christian Friedrich (3-6, 4.96)

RockHounds Notables

- **OF Corey Brown** has hit safely in 15 of his last 18 games and is batting .429 (24 for 56) during that span...ranks first in the Texas League in hitting (.342), tied for first in triples (8), is second in on-base percentage (.436) and third in slugging (.537).
- **IF Josh Horton** has hit safely in eight of 10 games and is batting .429 (15 for 35) with five multiple-hit games over that stretch.
- **LHP Anthony Capra** is tied for first in the TL in games started (24), is fourth in strikeouts (105) and is fourth among starters in opponents batting average (.252).




STOCKTON PORTS
Single-A – California League
Manager: Steve Scarsone

Yesterday: Win vs. Lancaster, 4-0 **Standing:** 30-20, T-1st, -- GB
Today: vs. Lancaster 7:05 pm PT
Probables: LHP Ben Hornbeck (5-3, 5.03) vs. RHP Leandro Cespedes (2-4, 6.53)

Ports Notables

- **RHP Shawn Haviland** threw six shutout innings yesterday and recorded 11 strikeouts (2 h, 3 bb)...ranks first in the California League in strikeouts (150), third in innings (133.1) and sixth in ERA (3.65).
- **RHP Paul Smyth** earned his 23rd save yesterday, which ranks third best in the CL.
- **OF Jermaine Mitchell** has hit safely in 25 of his past 30 games and is batting .363 (45 for 124) during that span.
- **IF Grant Green** is second in the CL in hits (147), tied for third in doubles (32), is fifth in runs (84) and is tied for ninth in hitting (.315).



KANE COUNTY COUGARS
Single-A – Midwest League
Manager: Aaron Nieckula

Yesterday: Off day **Standing:** 27-22, T-3rd, 4.0 GB
Today: at Cedar Rapids 4:35 pm PT
Probables: RHP Jonathan Joseph (1-4, 4.09) vs. LHP Tyler Kehrer (4-4, 4.92)

Cougars Notables

- **IF Conner Crumbliss** is on a 16-game hitting streak and is batting .385 (25 for 65) during that span...ranks first in the Midwest League in walks (101), second in runs (80) and fourth in on-base percentage (.415).
- **IF Anthony Aliotti** has hit safely in nine of his last 11 games (.283, 13 for 46).
- **OF Rashun Dixon** has hit safely in 16 of his past 18 games and is batting .403 (27 for 67) during that stretch.
- **LHP Ian Krol** is second in the ML in WHIP (0.99), fourth in ERA (2.65) and opponents batting average (.223) and is tied for fourth in wins (9).




VANCOUVER CANADIANS
Single-A (Short Season) – Northwest League
Manager: Rick Magnante

Yesterday: Win at Tri-City, 9-2 **Standing:** 14-6, 1st, -- GB
Today: at Tri-City 7:15 pm PT
Probables: RHP Nathan Long (6-2, 3.60) vs. LHP Edwar Cabrera (1-5, 2.94)

Canadians Notables

- **OF Michael Choice** went 2 for 5 with a home run and three RBI yesterday...has hit safely in seven of his last eight games and is batting .382 (13 for 34) with five multiple-hit games during that stretch.
- **IF A.J. Kirby-Jones** hit his 12th home run of the second yesterday, which ranks second best in the Northwest League...is also first in walks (46) and fourth in on-base percentage (.406)
- **RHP Nathan Long** is tied for first in the NL in wins (6) and is 10th in ERA (3.60).



ARIZONA A'S
Rookie – Arizona League
Manager: Marcus Jensen

Yesterday: Off day **Standing:** 24-22, 2nd, 7.0 GB
Today: at Rangers 7:05 pm PT
Probables: TBA vs. TBA

A's Notables

- **IF Zhi Fang Pan** has hit safely in 10 of his last 11 games and is batting .450 (18 for 40) with six multiple-hit games over that span.
- **OF Royce Conigli** is fifth in the Arizona League in slugging (.504) and seventh in batting average (.331).
- **RHP Argenis Paez** is second in the AL in innings pitched (56.2), tied for second in wins (5) and is ninth in ERA (3.18).

MINOR LEAGUE TRANSACTIONS

Aug. 13 Recalled Steve Tolleson from SAC to OAK
Aug. 16 Recalled Travis Buck from SAC to OAK
Aug. 16 Optioned Chris Carter from OAK to SAC
Aug. 16 Optioned Jeff Larish from OAK to SAC
Aug. 17 Transferred Anthony Huttenlocker from KC to STO
Aug. 17 Placed Drew Bailey (AZ) on the 60-day DL with a right ankle sprain
Aug. 17 Placed Michael Ynoa (AZ) on the 60-day DL with a right elbow strain

Sacramento River Cats (66-58) 5, Iowa Cubs (70-53) 4
August 17, 2010

	1	2	3	4	5	6	7	8	9	R	H	E
Iowa	1	0	0	2	0	0	0	0	1	4	8	1
Sacramento	1	0	0	0	0	3	0	1	x	5	8	0

Iowa	AB	R	H	RBI	BB	SO	LOB	AVG
Fuld, CF	4	0	0	0	1	0	0	.266
Adduci, LF	4	1	1	0	0	3	3	.257
Snyder, Br, RF	3	0	1	0	2	1	3	.306
Hoffpauir, M, 1B	4	0	2	1	0	1	3	.279
Scales, 2B	4	0	1	0	0	1	3	.256
LaHair, DH	2	2	0	0	2	2	3	.300
Smith, M, 3B	4	1	2	2	0	0	1	.319
Robinson, C, C	4	0	1	1	0	1	1	.233
Camp, SS	3	0	0	0	0	1	0	.292
Jackson, J, P	0	0	0	0	0	0	0	.308
Muyco, P	0	0	0	0	0	0	0	.000
Stevens, P	0	0	0	0	0	0	0	.000
Totals	32	4	8	4	5	10	17	.279

Sacramento	AB	R	H	RBI	BB	SO	LOB	AVG
Sogard, SS	4	1	0	0	0	0	2	.291
Carson, CF	4	0	1	0	0	1	1	.297
Larish, 3B	4	0	1	1	0	1	1	.393
Carter, LF	4	1	1	1	0	1	1	.261
McPherson, DH	3	1	1	1	1	2	1	.265
Baisley, 1B	3	1	1	0	1	0	0	.270
Cardenas, 2B	4	1	1	0	0	0	2	.238
Taylor, M, RF	4	0	1	2	0	0	2	.261
Recker, C	3	0	1	0	0	1	0	.249
Tomko, P	0	0	0	0	0	0	0	.000
Hernandez, F, P	0	0	0	0	0	0	0	.000
Bowers, P	0	0	0	0	0	0	0	.000
Hunton, P	0	0	0	0	0	0	0	.000
Benacka, P	0	0	0	0	0	0	0	.000
Totals	33	5	8	5	2	6	10	.268

BATTING

2B: Scales (27, Hernandez, F).
HR: Smith, M (11, 4th inning off Tomko, 1 on, 2 out).
TB: Adduci; Snyder, Br; Hoffpauir, M 2; Scales 2; Smith, M 5; Robinson, C.
RBI: Hoffpauir, M (92), Smith, M 2 (34), Robinson, C (25).
2-out RBI: Smith, M 2.
Runners left in scoring position, 2 out: LaHair 2; Hoffpauir, M; Robinson, C; Snyder, Br 2.
S: Camp.
Team RISP: 2-for-10.
Team LOB: 8.

BASERUNNING

CS: Snyder, Br (3, 2nd base by Bowers/Recker).

FIELDING

E: Camp (14, fielding).

BATTING

2B: Larish (2, Jackson, J), Cardenas (5, Jackson, J), Recker (12, Jackson, J).
HR: Carter (28, 6th inning off Jackson, J, 0 on, 1 out), McPherson (17, 8th inning off Stevens, 0 on, 0 out).
TB: Carson; Larish 2; Carter 4; McPherson 4; Baisley; Cardenas 2; Taylor, M; Recker 2.
RBI: Larish (16), Carter (90), Taylor, M 2 (66), McPherson (58).
2-out RBI: Taylor, M 2.
Runners left in scoring position, 2 out: McPherson; Taylor, M; Sogard 2.
Team RISP: 1-for-6.
Team LOB: 6.

FIELDING

Outfield assists: Taylor, M (Hoffpauir, M at 1st base).
DP: 2 (Taylor, M-Baisley, Recker-Sogard).

Iowa	IP	H	R	ER	BB	SO	HR	ERA
Jackson, J (L, 9-8)	5.2	7	4	3	2	5	1	4.29
Muyco	1.1	0	0	0	0	1	0	4.91
Stevens	1.0	1	1	1	0	0	1	3.58
Totals	8.0	8	5	4	2	6	2	4.18

Sacramento	IP	H	R	ER	BB	SO	HR	ERA
Tomko	5.0	5	3	3	2	3	1	15.88
Hernandez, F (W, 5-6)	2.0	1	0	0	0	3	0	5.24
Bowers (H, 7)	1.0	0	1	1	2	2	0	3.77
Hunton	0.0	2	0	0	0	0	0	3.29
Benacka (S, 5)	1.0	0	0	0	1	2	0	3.35
Totals	9.0	8	4	4	5	10	1	4.30

Bowers pitched to 1 batter in the 9th.
Hunton pitched to 2 batters in the 9th.

IBB: Fuld (by Benacka).

HBP: Adduci (by Tomko).

Pitches-strikes: Jackson, J 100-64, Muyco 18-15, Stevens 14-10, Tomko 82-50, Hernandez, F 22-17, Bowers 20-10, Hunton 4-3, Benacka 12-7.

Groundouts-flyouts: Jackson, J 0-11, Muyco 1-1, Stevens 1-1, Tomko 6-5, Hernandez, F 1-2, Bowers 0-0, Hunton 0-0, Benacka 1-0.

Batters faced: Jackson, J 27, Muyco 4, Stevens 4, Tomko 22, Hernandez, F 7, Bowers 4, Hunton 2, Benacka 4.

Inherited runners-scored: Muyco 2-0, Hunton 1-1, Benacka 2-0.

Umpires: HP: Brian Sinclair. 1B: Barry Larson. 2B: . 3B: Ken Durham.

Weather: 80 degrees, clear.

Wind: 13 mph, Varies.

T: 2:42.

Att: 7,122.

Choose a highlighted category to sort. NOTE: Rate stats do not use qualifiers.

		GI ---GAMES BY POSITION---																													
BATTERS		AVG	G	AB	R	H	2B	3B	HR	RBI	TB	BB	IBB	SO	SB	CS	OBP	SLG	OPS	SF	SAC	HBP	DP	1B	2B	3B	SS	OF	C	E	
	Baisley, Jeff	.270	34	126	19	34	9	0	5	28	58	10	2	29	1	0	.340	.460	.801	1	0	4	4	8	0	25	0	0	0	2	
*	Cardenas, Adrian	.238	39	143	19	34	5	0	1	10	42	11	2	23	1	1	.292	.294	.586	0	2	0	6	0	18	19	0	0	0	11	
	Carson, Matt	.297	58	219	44	65	17	2	10	31	116	22	1	50	11	4	.375	.530	.905	1	0	6	6	0	0	0	0	57	0	2	
	Carter, Chris	.261	115	429	85	112	29	2	28	90	229	68	1	126	1	0	.366	.534	.900	5	0	6	7	94	0	0	0	21	0	12	
	Donaldson, Josh	.234	84	286	51	67	12	1	18	67	135	43	2	77	3	1	.331	.472	.803	7	0	2	15	3	0	8	0	1	63	9	
	Heether, Adam	.228	49	145	27	33	8	0	1	13	44	31	0	33	5	2	.374	.303	.677	2	0	4	2	0	0	18	0	30	0	1	
T	Heether, Adam	.237	99	329	57	78	15	1	10	41	125	54	1	68	7	3	.357	.380	.737	5	0	10	6	0	0	68	0	30	0	7	
*	Larish, Jeff	.393	6	28	7	11	2	0	4	16	25	2	0	8	0	0	.433	.893	1.326	0	0	0	0	2	0	5	0	0	0	0	
*	McPherson, Dallas	.265	71	272	40	72	15	2	17	58	142	22	3	86	1	0	.326	.522	.848	1	0	3	4	19	0	19	0	0	0	4	
	Price, Jared	.190	12	42	2	8	2	0	1	6	13	2	0	17	0	0	.234	.310	.544	2	0	1	0	0	0	0	0	0	12	1	
	Recker, Anthony	.249	62	189	22	47	12	1	5	26	76	15	0	51	0	0	.301	.402	.703	2	0	0	2	1	0	0	0	0	51	5	
*	Sogard, Eric	.291	118	444	70	129	24	4	2	49	167	61	2	61	13	7	.378	.376	.755	2	1	3	6	0	94	14	6	0	0	12	
	Taylor, Michael	.261	107	394	63	103	22	5	5	66	150	42	1	83	12	5	.337	.381	.718	2	0	4	21	0	0	0	0	101	0	8	
#	Wimberly, Corey	.292	117	459	83	134	13	5	3	45	166	47	1	56	45	16	.375	.362	.736	2	12	15	11	0	9	8	29	80	0	12	
	Other	.271	304	1057	165	286	59	9	30	153	453	123	4	227	18	5	.352	.429	.780	5	8	12	17								
	Team Total	.268	124	4239	698	1137	230	31	130	659	1819	499	19	931	111	41	.351	.429	.780	32	23	60	101								119
PITCHERS		W	L	ERA	G	GS	CG	SHO	SV	SVO	IP	H	R	ER	HR	HB	BB	IBB	SO	BK	WP	GO/AO	DP	WHIP	AVG	AB	TBF	SF	GF	HL	
	Banwart, Travis	2	2	5.58	11	8	0	0	0	1	50.0	60	32	31	6	0	20	1	51	0	3	0.85	2	1.60	.294	204	226	1	0		
	Benacka, Michael	5	2	3.35	34	0	0	0	5	7	40.1	22	16	15	4	1	27	3	54	0	7	1.03	2	1.21	.163	135	168	2	17		
*	Blackley, Travis	1	1	1.63	7	4	0	0	0	0	27.2	23	5	5	2	2	13	0	30	0	0	0.59	0	1.30	.223	103	119	1	0		
*	Bowers, Cedrick	1	1	3.77	26	0	0	0	0	1	28.2	22	13	12	1	1	22	0	42	0	0	1.21	1	1.53	.208	106	130	0	6		
*	Cramer, Bobby	1	1	2.40	3	3	0	0	0	0	15.0	22	5	4	0	0	2	0	15	0	0	2.11	1	1.60	.333	66	68	0	0		
*	DiNardo, Lenny	2	5	3.52	9	9	1	0	0	0	46.0	56	27	18	5	3	14	1	28	0	1	1.56	8	1.52	.303	185	203	0	0		
	Giese, Dan	0	0	1.74	8	0	0	0	0	0	10.1	9	2	2	2	2	0	2	0	4	0	0	0.63	0	1.06	.225	40	42	0	1	
*	Halama, John	4	2	5.86	13	13	0	0	0	0	73.2	89	52	48	12	2	23	2	32	0	2	1.69	12	1.52	.309	288	319	2	0		
	Hernandez, Fernando	5	6	5.24	38	4	0	0	2	3	68.2	76	51	40	7	6	25	1	60	0	4	0.97	2	1.47	.273	278	316	3	15		
	Hunton, Jon	6	4	3.29	43	0	0	0	0	2	54.2	58	26	20	4	0	22	2	33	0	4	0.92	3	1.46	.269	216	242	3	10		
	James, Justin	0	1	1.93	11	0	0	0	1	2	14.0	12	3	3	0	0	7	1	23	0	0	0.90	0	1.36	.226	53	61	0	5		
*	Kilby, Brad	0	0	5.54	12	0	0	0	0	0	13.0	18	8	8	0	1	6	0	18	0	0	0.43	0	1.85	.327	55	63	0	3		
	Lansford, Jared	1	2	5.65	11	0	0	0	0	0	14.1	18	10	9	0	1	4	0	14	0	1	1.23	2	1.53	.300	60	65	0	2		
	McBeth, Marcus	0	1	6.46	14	0	0	0	0	2	15.1	18	14	11	2	0	16	1	14	0	2	0.68	2	2.22	.290	62	80	2	5		
	Middleton, Kyle	6	8	3.77	23	14	0	0	1	1	102.2	97	56	43	10	3	48	1	69	0	4	0.92	13	1.41	.255	380	436	1	4		
	Mortensen, Clay	11	6	4.11	22	22	0	0	0	0	142.1	136	77	65	14	2	43	2	99	0	11	1.83	17	1.26	.254	536	590	5	0		
	Price, Jared	0	0	0.00	1	0	0	0	0	0	1.0	0	0	0	0	0	1	0	1	0	0	1.00	0	1.00	.000	3	4	0	1		
	Ramirez, Edwar	3	2	3.73	31	0	0	0	0	1	41.0	41	19	17	5	0	21	3	33	0	5	0.67	1	1.51	.261	157	182	1	6		
	Ross, Tyson	2	1	3.55	6	6	0	0	0	0	25.1	22	10	10	1	4	13	0	30	0	1	4.25	5	1.38	.253	87	106	0	0		
	Tomko, Brett	0	0	15.88	2	2	0	0	0	0	5.2	11	10	10	2	1	4	0	3	0	0	1.00	0	2.65	.423	26	31	0	0		
	Other	16	13	4.67	130	39	0	0	22	26	310.0	307	194	161	26	17	152	7	287	3	17	0.86	14	1.48	.258	1190	1381	15	48		
	Team Total	66	58	4.30	124	124	1	4	31	46	1099.2	1117	630	526	103	44	485	25	940	3	62	1.08	85	1.46	.264	4230	4832	36	123	3	

KEY: * - lefthanded hitter/pitcher, # - switch hitter

Choose a highlighted category to sort. NOTE: Rate stats do not use qualifiers.

		GI ---GAMES BY POSITION---																											
BATTERS	AVG	G	AB	R	H	2B	3B	HR	RBI	TB	BB	IBB	SO	SB	CS	OBP	SLG	OPS	SF	SAC	HBP	DP	1B	2B	3B	SS	OF	C	E
* Brown, Corey	.342	77	281	55	96	12	8	9	45	151	46	1	75	17	1	.436	.537	.974	1	0	2	4	0	0	0	0	67	0	4
Gilbert, Archie	.247	101	385	54	95	28	0	10	46	153	45	0	57	25	10	.334	.397	.731	3	1	7	10	0	0	0	0	90	0	2
* Holt, J.C.	.240	42	175	25	42	3	1	2	17	53	9	0	36	8	0	.280	.303	.582	1	2	1	9	0	31	0	0	4	0	6
* Horton, Josh	.290	88	348	50	101	17	3	3	41	133	35	1	43	4	3	.357	.382	.740	3	0	3	8	0	0	0	86	0	0	13
* Maiewski, Val	.265	62	234	33	62	13	0	9	43	102	31	1	54	4	1	.351	.436	.787	2	0	1	9	5	0	0	0	46	0	0
* Napoleon, Dusty	.200	4	10	0	2	1	0	0	0	3	3	0	0	0	0	.385	.300	.685	0	0	0	1	0	0	0	0	0	4	1
Ortiz, Gabriel	.219	31	105	9	23	5	0	1	12	31	5	0	28	1	1	.259	.295	.554	1	0	1	6	1	0	0	0	0	31	4
Paramore, Petey	.211	48	147	14	31	4	0	3	13	44	25	1	43	0	0	.333	.299	.633	0	0	2	6	0	0	0	0	0	48	2
* Peterson, Shane	.265	108	389	51	103	21	1	5	52	141	43	0	91	9	2	.350	.362	.713	5	0	11	8	46	0	0	0	51	0	3
* Sulentic, Matthew	.272	104	371	42	101	16	2	1	40	124	45	1	98	11	5	.352	.334	.686	3	3	2	10	0	0	0	0	82	0	3
# Valdez, Alex	.268	114	447	74	120	24	7	12	65	194	37	4	105	7	1	.330	.434	.764	2	1	5	10	0	21	76	6	0	0	17
# Weeks, Jemile	.288	49	198	34	57	14	4	2	20	85	22	0	25	8	5	.363	.429	.792	3	1	3	2	0	47	0	0	0	0	6
Other	.254	272	955	119	243	53	7	13	119	349	115	7	224	16	16	.338	.365	.703	18	1	14	25							
Team Total	.266	120	4045	560	1076	211	33	70	513	1563	461	16	879	110	45	.345	.386	.732	42	9	52	108							106
		PITCHERS																											
	W	L	ERA	G	GS	CG	SHO	SV	SVO	IP	H	R	ER	HR	HB	BB	IBB	SO	BK	WP	GO/AO	DP	WHIP	AVG	AB	TBF	SF	GF	
* Capra, Anthony	6	11	4.31	24	24	0	0	0	0	110.2	103	59	53	9	5	74	0	105	0	7	0.98	9	1.60	.252	409	501	4	0	
De Los Santos, Fautino	1	2	5.40	18	0	0	0	0	1	23.1	19	15	14	1	2	10	0	38	0	3	1.20	0	1.24	.211	90	103	0	6	
* Edell, Ryan	8	4	3.20	17	16	0	0	0	0	98.1	111	38	35	4	3	15	0	66	0	3	1.45	12	1.28	.285	389	410	0	0	
* Figueroa, Pedro	1	6	5.30	13	13	0	0	0	0	71.1	84	45	42	6	2	29	1	57	5	4	1.39	3	1.58	.295	285	319	2	0	
Friend, Justin	2	2	3.45	30	1	0	0	0	2	47.0	56	24	18	0	1	28	1	42	1	5	1.36	3	1.79	.301	186	219	2	6	
Godfrey, Graham	0	0	11.57	2	1	0	0	0	0	2.1	4	4	3	0	1	4	0	2	0	1	1.50	0	3.43	.364	11	17	0	0	
* Gordon, Derrick	2	2	5.49	34	0	0	0	1	2	59.0	57	41	36	6	3	30	2	51	0	7	0.88	3	1.47	.253	225	265	3	6	
* Hernandez, Carlos	8	2	4.61	22	21	0	0	0	0	109.1	128	59	56	5	3	42	0	78	0	3	1.43	10	1.55	.296	433	485	5	1	
Holt, J.C.	1	0	15.43	2	0	0	0	0	0	2.1	4	4	4	0	0	2	0	0	0	0	1.33	0	2.57	.333	12	14	0	0	
Leon, Arnold	0	0	6.23	3	0	0	0	0	0	4.1	6	3	3	1	0	3	0	1	0	2	1.20	0	2.08	.333	18	22	0	0	
Lyman, Jeff	0	4	8.06	9	8	0	0	0	0	25.2	33	24	23	4	0	15	1	24	0	8	1.08	2	1.87	.311	106	123	0	0	
* Maiewski, Val	0	0	0.00	1	0	0	0	1	1	1.0	1	0	0	0	0	0	0	1	0	0	0.00	0	1.00	.250	4	4	0	1	
Ortiz, Gabriel	0	0	0.00	2	0	0	0	0	0	1.2	0	0	0	0	0	3	0	0	0	0	0.25	0	1.80	.000	5	8	0	2	
Sattler, Daniel	1	0	4.03	25	0	0	0	0	0	38.0	36	17	17	4	4	16	2	32	0	2	1.41	1	1.37	.252	143	166	0	9	
* Sewell, Lance	0	0	4.91	7	0	0	0	0	0	7.1	9	4	4	0	0	2	0	7	0	2	0.36	0	1.50	.300	30	33	1	4	
Souza, Justin	2	2	3.38	28	0	0	0	6	6	40.0	35	17	15	1	0	20	2	38	0	3	0.57	3	1.38	.230	152	174	1	11	
Storey, Mickey	5	3	3.38	36	1	0	0	6	9	64.0	51	29	24	5	3	18	2	57	1	3	1.11	3	1.08	.219	233	262	6	18	
Wagner, Neil	4	2	3.63	26	0	0	0	0	4	39.2	45	21	16	0	0	23	4	38	0	2	1.75	6	1.71	.285	158	182	0	6	
Wright, Matt	5	2	2.38	11	11	0	0	0	0	56.2	62	20	15	7	0	6	0	33	0	2	1.00	4	1.20	.276	225	234	2	0	
Other	16	16	3.40	116	24	0	0	20	25	262.0	244	123	99	15	10	114	5	188	0	25	1.44	30	1.37	.248	984	1125	10	50	
Team Total	62	58	4.03	120	120	0	3	34	50	1064.0	1088	547	477	68	37	454	20	858	7	82	1.23	89	1.45	.265	4098	4666	36	120	

KEY: * - lefthanded hitter/pitcher, # - switch hitter

Stockton Ports (61-59) 4, Lancaster JetHawks (48-72) 0
August 17, 2010

	1	2	3	4	5	6	7	8	9	R	H	E
Lancaster	0	0	0	0	0	0	0	0	0	0	2	1
Stockton	0	0	0	1	0	0	0	3	x	4	6	1

Lancaster	AB	R	H	RBI	BB	SO	LOB	AVG	Stockton	AB	R	H	RBI	BB	SO	LOB	AVG
Austin, CF	4	0	0	0	0	2	2	.271	Mitchell, J, LF	3	1	0	0	1	2	1	.316
Villar, SS	4	0	0	0	0	4	1	.270	Green, SS	4	1	2	1	0	0	1	.315
Barnes, B, RF	4	0	0	0	0	2	0	.267	Parker, S, 3B	3	0	1	2	0	0	1	.289
Pellegrini, DH	4	0	0	0	0	2	0	.289	Spina, 1B	4	0	0	0	0	2	2	.251
Curtis, C	3	0	1	0	1	2	0	.290	Carter, Y, C	4	0	0	0	0	3	2	.277
Simunic, LF	2	0	1	0	1	0	0	.358	Ladendorf, 2B	3	0	0	0	0	2	0	.276
Ori, 1B	2	0	0	0	1	0	2	.283	Barfield, RF	2	1	1	0	1	0	0	.254
Flores, D, 3B	3	0	0	0	0	0	2	.271	Thomas, Dav, CF	2	0	0	0	0	1	1	.236
Wikoff, B, 2B	2	0	0	0	1	1	1	.254	Pinckney, DH	3	1	2	0	0	0	0	.270
Urckfitz, P	0	0	0	0	0	0	0	.000	Haviland, P	0	0	0	0	0	0	0	.000
Trinidad, P	0	0	0	0	0	0	0	.000	Barham, P	0	0	0	0	0	0	0	.000
Totals	28	0	2	0	4	13	8	.284	Smyth, P	0	0	0	0	0	0	0	.000
									Totals	28	4	6	3	2	10	8	.265

BATTING

2B: Simunic (14, Haviland).
TB: Curtis; Simunic 2.
Runners left in scoring position, 2 out: Flores, D; Ori; Villar.
Team RISP: 0-for-4.
Team LOB: 5.

BASERUNNING

CS: Curtis (1, 2nd base by Haviland/Carter, Y).

FIELDING

E: Curtis (6, missed catch).
Outfield assists: Simunic (Barfield at home).

BATTING

3B: Green (6, Urckfitz).
TB: Green 4; Parker, S; Barfield; Pinckney 2.
RBI: Parker, S 2 (80), Green (68).
Runners left in scoring position, 2 out: Carter, Y 2.
S: Thomas, Dav.
SF: Parker, S.
Team RISP: 3-for-5.
Team LOB: 4.

FIELDING

E: Parker, S (26, throw).
PB: Carter, Y (17).
DP: (Parker, S-Spina).

Lancaster	IP	H	R	ER	BB	SO	HR	ERA	Stockton	IP	H	R	ER	BB	SO	HR	ERA
Urckfitz (L, 4-8)	7.0	2	1	1	1	8	0	4.04	Haviland (W, 8-6)	6.0	2	0	0	3	11	0	3.65
Trinidad	1.0	4	3	2	1	2	0	3.86	Barham (H, 17)	1.2	0	0	0	1	0	0	2.11
Totals	8.0	6	4	3	2	10	0	5.27	Smyth (S, 23)	1.1	0	0	0	0	2	0	2.45
									Totals	9.0	2	0	0	4	13	0	4.65

WP: Trinidad, Haviland.

Groundouts-flyouts: Urckfitz 6-7, Trinidad 1-0, Haviland 3-3, Barham 3-0, Smyth 0-2.

Batters faced: Urckfitz 24, Trinidad 8, Haviland 23, Barham 5, Smyth 4.

Umpires: HP: Adam Schwarz. 1B: Brett Terry. 2B: . 3B: .

Weather: 85 degrees, clear.

Wind: 10 mph, Out to CF.

T: 2:26.

Att: 1,870.

Choose a highlighted category to sort. NOTE: Rate stats do not use qualifiers.

GI ---GAMES BY POSITION---

BATTERS	AVG	G	AB	R	H	2B	3B	HR	RBI	TB	BB	IBB	SO	SB	CS	OBP	SLG	OPS	SF	SAC	HBP	DP	1B	2B	3B	SS	OF	C	E	
Barfield, Jeremy	.254	116	433	57	110	18	0	11	68	161	45	1	80	1	1	.321	.372	.693	11	1	3	18	0	0	0	0	114	0	9	
Carter, Yusuf	.277	31	112	22	31	7	0	9	27	65	10	0	32	1	0	.339	.580	.919	1	0	1	1	1	0	0	0	1	21	2	
Galarraga, Joel	.235	5	17	2	4	0	0	0	0	4	1	0	3	0	0	.278	.235	.513	0	0	0	0	0	0	0	0	0	5	0	
Green, Grant	.315	112	467	85	147	32	6	14	68	233	34	2	105	6	5	.361	.499	.860	9	3	5	11	0	1	0	96	0	0	32	
* Johnson, Todd	.206	68	252	32	52	9	3	5	30	82	21	1	56	5	3	.267	.325	.593	3	0	1	8	0	0	0	0	53	0	1	
Ladendorf, Tyler	.276	106	409	53	113	25	4	5	38	161	25	0	93	18	3	.320	.394	.714	3	2	3	11	0	78	1	21	8	0	14	
* Mitchell, Jermaine	.316	71	282	60	89	20	6	10	30	151	45	0	83	15	9	.415	.535	.951	0	0	3	1	0	0	0	0	66	0	6	
Ortiz, Ryan	.277	58	188	35	52	12	1	8	35	90	36	0	47	1	0	.394	.479	.873	1	1	1	3	2	0	0	0	0	54	8	
* Parker, Stephen	.289	119	446	82	129	33	4	17	80	221	70	1	88	3	1	.386	.496	.882	10	0	7	13	2	1	112	0	0	0	26	
Pinckney, Brandon	.270	14	37	5	10	2	0	1	5	15	7	0	6	0	0	.378	.405	.783	1	3	0	0	0	10	2	0	0	0	2	
Spina, Michael	.251	115	447	64	112	21	1	22	82	201	47	0	129	0	0	.332	.450	.782	3	0	9	10	100	2	4	0	0	0	14	
# Thomas, David	.236	48	161	29	38	10	4	1	22	59	14	0	32	6	5	.319	.366	.685	1	2	6	2	0	0	0	0	42	0	3	
Walton, Kent	.228	24	79	8	18	2	0	1	10	23	4	0	21	3	0	.262	.291	.553	1	1	0	1	0	0	0	0	13	0	0	
Other	.234	232	764	95	179	35	5	14	92	266	109	2	199	13	17	.336	.348	.684	7	3	12	16								
Team Total	.265	120	4097	629	1084	226	34	118	587	1732	469	7	975	72	44	.344	.423	.766	51	16	51	95								159
PITCHERS	W	L	ERA	G	GS	CG	SHO	SV	SVO	IP	H	R	ER	HR	HB	BB	IBB	SO	BK	WP	GO/AO	DP	WHIP	AVG	AB	TBF	SF	GF	HLD	
* Barham, Trey	3	1	2.11	52	0	0	0	1	5	59.2	54	23	14	2	2	18	1	49	0	0	2.00	5	1.21	.244	221	246	3	9	17	
Carignan, Andrew	2	2	6.37	27	0	0	0	0	2	29.2	28	29	21	2	4	31	0	39	0	6	2.20	3	1.99	.246	114	150	0	9	1	
Deal, Scott	1	4	3.90	33	1	0	0	0	1	55.1	55	29	24	6	8	18	2	37	2	5	1.25	7	1.32	.257	214	243	1	6	4	
Hart, Mike	1	0	4.50	3	0	0	0	0	0	4.0	3	2	2	0	1	3	0	3	0	0	0.80	0	1.50	.200	15	19	0	0	0	
Haviland, Shawn	8	6	3.65	24	24	0	0	0	0	133.1	135	67	54	13	15	36	0	150	1	12	0.84	9	1.28	.263	514	571	4	0	0	
Hodsdon, Scott	2	2	6.27	39	0	0	0	1	2	60.1	74	58	42	3	4	30	2	48	1	5	1.81	9	1.72	.298	248	288	2	10	6	
* Hornbeck, Ben	5	3	5.03	16	16	0	0	0	0	82.1	105	59	46	18	7	37	0	100	1	13	1.56	8	1.72	.311	338	388	3	0	0	
Hunter, Brett	2	1	6.51	25	0	0	0	0	1	27.2	32	21	20	4	0	25	1	44	1	5	0.85	3	2.06	.294	109	137	2	6	5	
* Marks, Justin	2	1	4.80	3	3	0	0	0	0	15.0	15	11	8	2	0	7	0	10	0	2	1.36	0	1.47	.273	55	66	1	0	0	
Murray, Justin	9	4	3.63	22	14	1	0	1	2	96.2	106	45	39	8	1	48	1	74	0	7	1.05	8	1.59	.279	380	434	2	1	1	
Pina, Jose	2	3	5.70	25	0	0	0	1	2	36.1	37	25	23	7	3	14	0	35	0	5	0.79	1	1.40	.268	138	161	4	7	7	
Pinckney, Brandon	0	0	10.80	2	0	0	0	0	0	1.2	3	2	2	1	0	0	0	0	0	0	4.00	2	1.80	.500	6	6	0	2	0	
Smyth, Paul	3	5	2.45	51	0	0	0	23	32	69.2	53	28	19	3	3	21	4	87	0	5	1.48	2	1.06	.206	257	286	0	39	1	
Thomas, Daniel	0	0	8.71	9	0	0	0	1	2	10.1	7	11	10	0	2	13	1	13	0	3	0.78	0	1.94	.189	37	52	0	4	2	
* Williamson, Fabian	4	0	3.92	9	9	0	0	0	0	41.1	44	21	18	4	3	23	0	37	0	2	1.31	7	1.62	.284	155	186	2	0	0	
Other	17	27	5.54	117	53	0	0	3	4	341.1	392	227	210	46	20	122	2	292	0	25	0.90	20	1.51	.287	1368	1537	17	26	7	
Team Total	61	59	4.65	120	120	1	2	31	53	1064.2	1143	658	550	119	73	446	14	1018	6	95	1.12	84	1.49	.274	4169	4770	41	119	51	

KEY: * - lefthanded hitter/pitcher, # - switch hitter

Choose a highlighted category to sort. NOTE: Rate stats do not use qualifiers.

		GI ---GAMES BY POSITION---																											
BATTERS	AVG	G	AB	R	H	2B	3B	HR	RBI	TB	BB	IBB	SO	SB	CS	OBP	SLG	OPS	SF	SAC	HBP	DP	1B	2B	3B	SS	OF	C	E
* Alliotti, Anthony	.281	113	402	65	113	25	1	5	67	155	79	1	119	13	3	.400	.386	.785	7	3	5	6	106	0	0	0	0	0	10
* Christian, Jason	.280	41	157	22	44	9	1	3	24	64	9	2	37	7	2	.318	.408	.725	3	1	1	2	0	1	26	8	0	0	6
* Crisotomo, Jose	.243	30	103	15	25	2	1	0	14	29	7	0	11	4	2	.291	.282	.572	0	7	0	2	0	0	0	0	28	0	1
* Crumbless, Conner	.273	114	421	80	115	25	2	3	48	153	101	0	80	22	8	.415	.363	.778	6	4	5	6	0	101	0	0	11	0	10
Dixon, Rashun	.269	100	368	58	99	16	3	7	48	142	53	0	110	9	7	.376	.386	.761	2	0	11	5	0	0	0	0	92	0	2
Gil, Leonardo	.239	97	356	49	85	20	4	10	63	143	22	0	84	3	2	.286	.402	.687	9	2	5	9	2	0	80	6	0	0	13
# Gilmartin, Michael	.247	107	384	35	95	30	4	5	51	148	39	0	105	14	5	.323	.385	.709	4	7	6	7	0	0	0	105	0	0	24
House, Tyreece	.255	102	365	74	93	9	1	1	22	107	81	0	75	32	10	.400	.293	.694	2	6	9	6	0	0	0	0	92	0	5
* LeVier, Mitch	.333	12	51	12	17	3	1	1	9	25	4	0	11	1	0	.382	.490	.872	0	0	0	0	0	0	0	0	9	0	2
Nunez, Juan	.164	37	128	10	21	2	0	1	12	26	5	0	43	0	1	.200	.203	.403	1	2	1	1	0	0	0	0	0	36	8
Richard, Mvrio	.286	89	332	45	95	27	2	1	30	129	34	0	49	11	7	.358	.389	.747	1	2	4	7	0	0	0	0	78	0	6
Stassi, Max	.239	94	355	46	85	20	1	13	50	146	35	1	124	3	3	.314	.411	.725	3	1	5	9	0	0	0	0	0	80	11
Other	.225	156	551	58	124	30	2	6	70	176	43	0	166	9	5	.288	.319	.608	5	4	8	15							
Team Total	.254	118	3973	569	1011	218	23	56	508	1443	512	4	1014	128	55	.345	.363	.708	43	39	60	75							139

PITCHERS	W	L	ERA	G	GS	CG	SHO	SV	SVO	IP	H	R	ER	HR	HB	BB	IBB	SO	BK	WP	GO/AO	DP	WHIP	AVG	AB	TBF	SF	GF	HLI
Doolittle, Ryan	0	0	3.94	11	0	0	0	1	2	16.0	21	7	7	3	1	0	0	13	0	1	1.92	3	1.31	.313	67	68	0	6	3
Gil, Leonardo	0	1	13.50	1	0	0	0	0	0	0.2	0	1	1	0	0	4	0	1	0	0	0.00	0	6.00	.000	2	6	0	1	0
Gilliam, Robert	5	6	4.20	18	18	0	0	0	0	100.2	99	51	47	7	5	33	0	87	2	9	0.65	5	1.31	.261	379	427	7	0	0
Guzman, Jose	3	1	3.48	38	0	0	0	15	17	44.0	40	21	17	2	2	14	0	42	1	6	1.10	2	1.23	.241	166	186	2	33	1
Hoehn, Connor	6	4	3.12	38	0	0	0	1	2	78.0	57	30	27	5	6	33	1	94	0	7	0.97	1	1.15	.202	282	328	1	8	6
* Huttenlocker, Anthony	1	2	3.02	28	0	0	0	1	1	44.2	39	15	15	1	1	13	0	46	1	1	1.31	2	1.16	.238	164	181	3	7	1
Joseph, Jonathan	1	4	4.09	10	5	0	0	0	0	33.0	34	20	15	1	3	17	1	31	1	10	0.84	4	1.55	.260	131	153	2	1	2
* Krol, Ian	9	4	2.65	24	23	0	0	0	0	118.2	98	42	35	5	7	19	1	91	3	2	1.28	5	0.99	.223	440	476	5	1	0
Lansford, Josh	1	2	4.46	35	0	0	0	0	2	42.1	48	27	21	4	3	15	0	46	2	5	0.65	1	1.49	.284	169	189	2	16	2
Mederos, Chris	4	5	3.21	11	9	0	0	0	0	47.2	41	23	17	2	2	17	0	41	0	4	1.80	3	1.22	.228	180	202	2	0	0
Nunez, Juan	0	0	0.00	1	0	0	0	0	0	0.1	0	0	0	0	0	1	0	0	0	0	0.00	0	3.00	.000	1	2	0	1	0
* Peterson, Max	4	3	3.53	27	0	0	0	2	5	43.1	32	17	17	3	2	24	1	59	0	8	1.43	3	1.29	.211	152	185	3	12	1
Schultz, Bo	5	1	2.41	35	0	0	0	0	1	59.2	42	20	16	1	9	30	3	49	2	3	3.59	7	1.21	.197	213	254	1	12	4
Smalley, Kenny	0	1	7.07	7	2	0	0	0	0	14.0	16	11	11	0	0	12	0	0	0	0.81	2	2.00	.286	56	68	0	3	0	
Smith, Murphy	7	1	3.92	14	13	0	0	0	0	80.1	77	44	35	1	7	19	1	58	2	1	1.61	6	1.20	.255	302	337	5	0	0
Straily, Daniel	8	7	4.72	24	24	0	0	0	0	124.0	121	69	65	12	6	52	3	127	1	9	1.21	11	1.40	.263	460	528	6	0	0
Other	5	17	5.11	67	24	0	0	2	5	199.0	211	134	113	19	17	85	0	197	3	22	1.50	18	1.49	.273	772	889	7	17	8
Team Total	59	59	3.95	118	118	0	5	22	35	1046.1	976	532	459	66	71	388	11	994	18	88	1.26	73	1.30	.248	3936	4479	46	118	28

KEY: * - lefthanded hitter/pitcher, # - switch hitter

Vancouver Canadians (31-27) 9, Tri-City Dust Devils (24-34) 2
August 17, 2010

	1	2	3	4	5	6	7	8	9	R	H	E
Vancouver	0	2	2	0	3	2	0	0	0	9	10	0
Tri-City	0	0	0	0	0	2	0	0	0	2	9	0

Vancouver	AB	R	H	RBI	BB	SO	LOB	AVG
Pineda, 2B	4	2	2	0	1	1	1	.300
Bercume, LF	4	0	1	0	1	1	2	.279
Choice, CF	5	2	2	3	0	2	3	.325
Kirby-Jones, 1B	4	1	2	2	0	1	0	.250
b-Luis, M, PH-1B	1	0	0	0	0	1	0	.176
Thompson, T, 3B	3	1	0	0	1	1	1	.264
Kirkland, SS	3	1	0	0	1	0	2	.296
Lipkin, DH	3	1	1	1	0	0	1	.262
a-Castillo, G, PH-DH	0	0	0	0	1	0	0	.136
Whitaker, RF	4	1	2	2	0	1	1	.228
Nester, C	4	0	0	0	0	1	2	.170
Frankoff, P	0	0	0	0	0	0	0	.000
Chitwood, P	0	0	0	0	0	0	0	.000
Brown, P	0	0	0	0	0	0	0	.000
Tenholder, P	0	0	0	0	0	0	0	.000
Totals	35	9	10	8	5	9	13	.255

Tri-City	AB	R	H	RBI	BB	SO	LOB	AVG
Laurent, CF	4	0	0	0	0	1	1	.257
Sammy, SS	4	1	1	0	0	2	1	.266
Reyes, RF	4	1	3	1	0	0	0	.285
Massanari, DH	4	0	2	0	0	0	2	.248
Simon, LF	4	0	1	1	0	2	3	.235
Garneau, C	4	0	0	0	0	1	4	.230
Jacobsen, 1B	4	0	0	0	0	1	3	.121
Langfels, 3B	4	0	1	0	0	2	0	.170
Scott, 2B	3	0	1	0	0	1	0	.231
Mueller, P	0	0	0	0	0	0	0	.000
Trice, P	0	0	0	0	0	0	0	.000
Sitton, P	0	0	0	0	0	0	0	.000
Totals	35	2	9	2	0	10	14	.236

a-Walked for Lipkin in the 8th. b-Struck out for Kirby-Jones in the 9th.

BATTING

2B: Lipkin (9, Mueller), Choice (5, Trice), Pineda (3, Trice).
HR: Choice (2, 3rd inning off Mueller, 1 on, 1 out), Kirby-Jones (12, 5th inning off Trice, 1 on, 2 out), Whitaker (2, 6th inning off Trice, 1 on, 1 out).
TB: Pineda 3; Bercume; Choice 6; Kirby-Jones 5; Lipkin 2; Whitaker 5.
RBI: Lipkin (32), Choice 3 (7), Kirby-Jones 2 (29), Whitaker 2 (18).
2-out RBI: Lipkin; Choice; Kirby-Jones 2.
Runners left in scoring position, 2 out: Nester; Choice; Pineda.
GIDP: Kirkland.
Team RISP: 5-for-8.
Team LOB: 4.

BASERUNNING

SB: Whitaker (5, 2nd base off Mueller/Garneau), Lipkin (1, home off Mueller/Garneau).
CS: Bercume (4, 2nd base by Mueller/Garneau).

BATTING

2B: Massanari (8, Frankoff), Scott (2, Frankoff), Sammy (10, Chitwood).
TB: Sammy 2; Reyes 3; Massanari 3; Simon; Langfels; Scott 2.
RBI: Reyes (24), Simon (16).
Runners left in scoring position, 2 out: Jacobsen 2; Sammy.
Team RISP: 2-for-9.
Team LOB: 6.

BASERUNNING

CS: Langfels (2, 2nd base by Frankoff/Nester).

FIELDING

DP: 2 (Garneau-Sammy, Sammy-Scott-Jacobsen).

Vancouver	IP	H	R	ER	BB	SO	HR	ERA
Frankoff (W, 2-0)	5.0	4	0	0	0	7	0	2.12
Chitwood	1.0	4	2	2	0	0	0	7.94
Brown	2.0	1	0	0	0	2	0	1.85
Tenholder	1.0	0	0	0	0	1	0	2.14
Totals	9.0	9	2	2	0	10	0	3.28

Tri-City	IP	H	R	ER	BB	SO	HR	ERA
Mueller (L, 2-2)	4.2	4	5	5	3	3	1	3.79
Trice	1.1	5	4	4	1	1	2	6.65
Sitton	3.0	1	0	0	1	5	0	2.49
Totals	9.0	10	9	9	5	9	3	3.58

Groundouts-flyouts: Frankoff 4-3, Chitwood 0-2, Brown 1-3, Tenholder 1-1, Mueller 6-4, Trice 0-1, Sitton 3-1.

Batters faced: Frankoff 18, Chitwood 7, Brown 7, Tenholder 3, Mueller 20, Trice 10, Sitton 10.

Inherited runners-scored: Trice 1-1.

Umpires: HP: Billy Cunha. 1B: Matt Heersema. 2B: . 3B: .

Weather: 99 degrees, overcast.

Wind: 2 mph, Out to RF.

T: 2:45.

Att: 1,713.

Choose a highlighted category to sort. NOTE: Rate stats do not use qualifiers.

BATTERS	GI ---GAMES BY POSITION---																													
	AVG	G	AB	R	H	2B	3B	HR	RBI	TB	BB	IBB	SO	SB	CS	OBP	SLG	OPS	SF	SAC	HBP	DP	1B	2B	3B	SS	OF	C	E	
* Bercume, Jeff	.279	51	204	24	57	7	2	0	19	68	18	0	30	5	4	.349	.333	.683	2	5	5	2	0	0	0	0	42	0	1	
Castillo, Gernaldo	.136	17	44	3	6	1	0	0	2	7	7	0	10	1	0	.255	.159	.414	0	2	0	1	0	9	4	3	0	0	10	
Choice, Michael	.325	10	40	9	13	5	1	2	7	26	6	0	16	3	1	.438	.650	1.088	0	0	2	1	0	0	0	10	0	0		
Fabiaschi, Michael	.241	28	87	12	21	5	1	0	4	28	16	0	23	2	2	.377	.322	.699	0	3	3	0	0	16	1	6	0	0	2	
* Hurley, Zachary	.271	19	59	9	16	4	1	0	5	22	2	0	12	0	0	.295	.373	.668	0	1	0	3	0	0	0	0	13	0	1	
Kirby-Jones, A.J.	.250	58	196	34	49	6	0	12	29	91	46	2	63	1	1	.406	.464	.870	1	0	6	5	50	0	0	0	0	0	8	
Kirkland, Wade	.296	51	216	30	64	16	2	0	23	84	8	0	42	4	1	.323	.389	.712	3	1	2	7	0	0	0	51	0	0	20	
Landaeta, Douglas	.312	54	215	20	67	10	1	2	27	85	14	1	30	4	8	.352	.395	.747	3	2	1	9	0	0	0	0	52	0	2	
Levia, Nino	.208	34	120	16	25	2	0	1	6	30	11	0	28	1	1	.279	.250	.529	3	2	2	1	0	25	5	0	0	0	8	
Lipkin, Ryan	.262	39	141	15	37	9	0	1	32	49	8	0	28	1	1	.309	.348	.657	1	3	2	7	0	0	0	0	0	31	3	
Luis, Marcos	.176	13	34	1	6	0	0	0	1	6	0	0	5	0	0	.222	.176	.399	0	1	2	2	6	0	4	0	0	0	3	
Nester, John	.170	14	53	4	9	2	0	0	6	11	5	1	17	0	0	.237	.208	.445	1	1	0	1	0	0	0	0	0	7	1	
Petitti, Daniel	.113	22	62	2	7	1	0	0	5	8	5	0	22	0	0	.200	.129	.329	1	4	2	2	0	0	0	0	0	22	2	
Pineda, Ryan	.300	9	30	4	9	3	0	0	3	12	8	0	9	0	0	.447	.400	.847	0	0	0	0	0	8	0	0	0	0	0	
Thompson, Tony	.264	46	178	24	47	8	0	3	17	64	19	0	32	0	1	.345	.360	.705	0	0	3	4	0	0	46	0	0	0	15	
Whitaker, John	.228	31	101	14	23	4	0	2	18	33	13	0	27	5	2	.316	.327	.643	2	3	1	3	0	0	0	0	27	0	1	
Other	.242	58	186	22	45	6	0	2	17	57	26	1	59	2	4	.352	.306	.658	1	5	6	4								
Team Total	.255	58	1966	243	501	89	8	25	221	681	212	5	453	29	26	.336	.346	.682	18	33	37	52								90

PITCHERS	W	L	ERA	G	GS	CG	SHO	SV	SVO	IP	H	R	ER	HR	HB	BB	IBB	SO	BK	WP	GO/AO	DP	WHIP	AVG	AB	TBF	SF	GF	HLD
Bowman, Josh	0	2	5.17	11	0	0	0	0	0	15.2	25	16	9	2	2	4	1	15	0	2	1.58	0	1.85	.338	74	83	1	2	1
* Brown, Jacob	2	3	1.85	16	0	0	0	0	2	24.1	22	7	5	0	0	4	0	25	0	2	1.37	1	1.07	.242	91	97	1	4	3
Chitwood, Logan	1	1	7.94	5	0	0	0	0	1	5.2	10	5	5	1	0	1	0	4	0	0	0.30	0	1.94	.385	26	28	1	2	1
Christensen, Kyle	0	1	3.62	9	5	0	0	0	0	27.1	21	11	11	2	0	12	0	18	0	2	0.91	2	1.21	.214	98	111	0	0	2
Frankoff, Seth	2	0	2.12	4	4	0	0	0	0	17.0	13	5	4	0	0	11	0	20	1	0	1.14	1	1.41	.210	62	74	0	0	0
Griffin, A.J.	1	1	3.86	15	0	0	0	10	11	16.1	11	9	7	0	3	7	1	20	0	2	0.75	3	1.10	.186	59	69	0	13	0
Hassebrock, Blake	0	0	4.35	9	0	0	0	0	0	10.1	11	5	5	0	2	4	1	10	0	1	1.33	0	1.45	.282	39	49	2	6	1
Jimenez, Devji	4	4	3.54	12	12	0	0	0	0	61.0	61	28	24	5	2	13	1	48	1	4	1.50	10	1.21	.264	231	248	2	0	0
Long, Nathan	6	2	3.60	11	11	0	0	0	0	60.0	74	28	24	3	0	16	1	29	1	2	1.90	9	1.50	.314	236	253	1	0	0
McDaniel, Dan	1	1	5.59	15	0	0	0	0	1	19.1	18	19	12	1	1	13	0	23	0	1	1.67	3	1.60	.247	73	88	0	6	2
* Quigley, Ryan	3	2	4.75	16	0	0	0	0	1	30.1	40	17	16	1	1	15	1	20	0	1	3.19	4	1.81	.320	125	142	1	4	2
* Ramirez, Anivioris	1	4	3.91	11	11	0	0	0	0	48.1	50	24	21	5	3	13	0	39	5	1	1.78	5	1.30	.267	187	205	0	0	0
Tenholder, Daniel	2	0	2.14	20	0	0	0	2	5	33.2	25	12	8	0	2	8	1	32	0	0	0.56	0	0.98	.205	122	133	1	5	3
Thomson, Matthew	1	2	2.45	10	7	0	0	0	0	33.0	26	11	9	0	2	8	0	47	1	2	1.04	2	1.03	.208	125	135	0	0	0
Thornton, Zachary	0	2	3.00	11	0	0	0	0	1	18.0	21	12	6	1	0	7	1	21	0	0	1.90	2	1.56	.309	68	78	1	1	3
Vidal, Pedro	3	0	3.38	19	0	0	0	0	0	26.2	35	14	10	0	0	9	0	21	0	1	0.87	0	1.65	.318	110	123	2	6	5
Other	4	2	1.74	31	8	0	0	6	8	77.2	72	25	15	0	5	23	0	81	1	6	1.07	6	1.22	.242	297	331	2	9	1
Team Total	31	27	3.28	58	58	0	1	18	30	524.2	535	248	191	21	23	168	8	473	10	27	1.31	48	1.34	.264	2023	2247	15	58	24

KEY: * - lefthanded hitter/pitcher, # - switch hitter

Choose a highlighted category to sort. NOTE: Rate stats do not use qualifiers.

BATTERS	GI ---GAMES BY POSITION---																													
	AVG	G	AB	R	H	2B	3B	HR	RBI	TB	BB	IBB	SO	SB	CS	OBP	SLG	OPS	SF	SAC	HBP	DP	1B	2B	3B	SS	OF	C	E	
Affinito, Chris	.286	9	28	9	8	1	0	3	10	18	10	0	12	0	0	.474	.643	1.117	0	0	0	2	4	0	0	0	0	2	0	
Brazoban, Yeudy	.213	27	94	8	20	6	1	2	9	34	4	1	23	4	0	.242	.362	.604	1	0	0	4	0	0	0	1	17	0	3	
Clime, Neudy	.264	33	125	19	33	6	2	1	18	46	8	0	31	9	1	.308	.368	.676	0	2	0	0	0	28	4	0	0	0	14	
* Consigli, Royce	.331	32	121	20	40	10	4	1	22	61	16	0	25	2	3	.397	.504	.901	4	0	0	2	0	0	0	0	31	0	2	
Garcia, Elvis	.224	36	107	20	24	3	2	1	8	34	11	0	19	4	3	.311	.318	.629	1	3	3	3	0	0	0	0	34	0	0	
Lopez, Diomendes	.215	28	79	5	17	8	0	0	8	25	11	0	33	0	0	.326	.316	.643	0	0	2	2	0	0	0	0	0	27	3	
Marte, Miguel	.234	43	167	17	39	8	0	4	26	59	3	0	63	1	0	.263	.353	.616	1	1	4	4	40	0	0	0	0	2	6	
# Martinez, Hiram	.173	21	52	6	9	2	0	0	2	11	5	0	15	1	0	.246	.212	.457	0	1	0	1	0	0	0	19	0	0	9	
# Pan, Zhi Fang	.311	34	119	25	37	7	3	0	7	50	13	2	17	1	3	.379	.420	.799	0	1	0	2	0	5	1	25	0	0	11	
Peralta, Jensi	.222	27	90	8	20	3	1	0	7	25	2	0	33	0	1	.239	.278	.517	0	0	0	2	0	0	16	12	0	0	13	
* Ramsev, Rashad	.200	19	45	10	9	0	1	0	3	11	3	0	12	4	0	.245	.244	.489	1	0	0	0	0	0	0	0	13	0	1	
Roias, Kelvin	.216	16	51	5	11	2	0	0	8	13	6	0	11	1	0	.298	.255	.553	0	1	0	1	0	0	0	0	13	0	0	
Santana, Jonatan	.230	36	122	15	28	4	1	0	14	34	8	0	35	2	0	.296	.279	.575	1	3	4	5	8	7	26	0	0	0	4	
Shaw, Anthione	.163	22	43	5	7	1	1	0	4	10	9	0	19	3	0	.308	.233	.540	0	0	0	0	0	0	0	0	19	0	1	
Soto, Ramon	.262	18	61	11	16	4	1	2	8	28	7	0	12	1	0	.366	.459	.825	0	2	3	0	0	0	0	0	0	10	2	
Tripp, Jordan	.286	7	28	4	8	2	1	0	5	12	1	0	10	0	0	.333	.429	.762	0	0	1	0	0	0	0	0	7	0	0	
Other	.232	74	250	40	58	15	2	1	27	80	33	0	67	12	1	.325	.320	.645	3	0	3	2								
Team Total	.243	46	1582	227	384	82	20	15	186	551	150	3	437	45	12	.314	.348	.662	12	14	20	30								80

PITCHERS	W	L	ERA	G	GS	CG	SHO	SV	SVO	IP	H	R	ER	HR	HB	BB	IBB	SO	BK	WP	GO/AO	DP	WHIP	AVG	AB	TBF	SF	GF	HLD
Adames, Joselito	1	3	5.93	12	8	0	0	0	0	41.0	47	32	27	0	3	14	0	45	1	10	4.21	1	1.49	.275	171	189	0	0	1
Avila, Andres	0	1	5.40	8	0	0	0	2	3	6.2	7	5	4	1	1	3	0	6	0	2	1.00	0	1.50	.259	27	32	1	3	2
Bailey, Andrew	0	0	4.38	7	0	0	0	0	0	12.1	9	11	6	0	3	11	2	11	0	1	2.25	1	1.62	.196	46	61	0	1	1
* DiNardo, Lenny	0	0	5.40	2	2	0	0	0	0	3.1	3	2	2	1	0	5	0	2	0	0	0.60	0	2.40	.231	13	18	0	0	0
* Duran, Omar	3	1	1.89	11	2	0	0	0	0	33.1	28	18	7	0	2	16	0	47	1	10	2.00	3	1.32	.224	125	144	1	2	0
* Hughes, Ryan	1	0	6.14	6	0	0	0	1	1	7.1	9	5	5	0	1	1	0	7	0	0	1.00	0	1.36	.310	29	33	1	2	0
Jennings, Jason	0	0	0.00	2	2	0	0	0	0	5.0	0	1	0	0	0	0	0	7	0	0	3.00	0	0.00	.000	16	17	1	0	0
* Larsen, Aaron	4	2	3.49	12	2	0	0	0	1	28.1	19	17	11	3	1	9	0	20	0	5	1.03	2	0.99	.178	107	117	0	3	1
Macias, Jose	3	0	1.29	7	0	0	0	0	0	14.0	9	3	2	1	0	3	1	11	0	1	0.48	1	0.86	.188	48	53	1	5	0
Menna, J.C.	1	2	5.66	11	1	0	0	0	0	20.2	23	20	13	0	4	8	0	15	1	5	1.59	3	1.50	.274	84	99	1	1	1
Murphy, Sean	2	0	3.38	10	0	0	0	0	0	16.0	12	7	6	0	0	6	1	24	0	1	2.43	1	1.13	.200	60	67	0	5	0
* Mye, Charles	1	3	3.60	13	0	0	0	0	1	20.0	20	10	8	3	0	9	1	20	0	0	1.24	0	1.45	.250	80	89	0	6	1
Paez, Argenis	5	3	3.18	12	8	0	0	0	0	56.2	60	26	20	3	4	12	0	44	0	6	2.67	3	1.27	.268	224	244	2	1	0
Skaalen, Chris	0	0	15.19	6	0	0	0	0	0	5.1	19	10	9	0	1	2	0	3	0	2	0.83	0	3.94	.576	33	37	1	2	0
Tyson, Drew	1	0	1.40	10	0	0	0	1	2	19.1	14	3	3	0	1	3	0	29	1	1	0.87	1	0.88	.203	69	74	1	5	0
* Urlaub, Jeff	0	0	2.53	12	0	0	0	2	3	21.1	16	7	6	0	1	3	1	23	1	0	2.25	3	0.89	.211	76	81	0	3	0
Vail, Tyler	0	1	2.78	10	8	0	0	0	0	22.2	19	9	7	1	4	8	0	19	0	5	1.65	3	1.19	.224	85	97	0	0	0
Ynoa, Michael	0	1	5.00	3	3	0	0	0	0	9.0	6	5	5	1	1	4	0	11	0	3	1.29	1	1.11	.188	32	37	0	0	0
Other	2	5	3.52	31	10	0	0	1	1	64.0	53	31	25	4	5	18	0	88	2	13	1.70	1	1.11	.222	239	267	2	7	3
Team Total	24	22	3.68	46	46	0	1	7	12	406.1	373	222	166	18	32	135	6	432	7	65	1.69	24	1.25	.238	1564	1756	12	46	10

KEY: * - lefthanded hitter/pitcher, # - switch hitter

Oakland Athletics

Organization Leaders

(As of 08/18/2010 02:39 AM EDT)

BATTING TOP 10 (minimum 2.7 PA/team game)

PITCHING TOP 10 (minimum 0.8 IP/team game)

BATTER	CLUB	AVG	G	AB	R	H	HR	RBI
Tolleson, Steven	SAC	.332	80	292	52	97	9	43
Consigli, Royce	ATH	.331	32	121	20	40	1	22
Green, Grant	STK	.315	112	467	85	147	14	68
Landaeta, Douglas	VAN	.312	54	215	20	67	2	27
Pan, Zhi Fang	ATH	.311	34	119	25	37	0	7
Horton, Josh	MID	.304	96	378	55	115	5	47
Baisley, Jeff	SAC	.303	85	323	42	98	9	62
Cardenas, Adrian	SAC	.300	90	337	55	101	4	42
Kirkland, Wade	VAN	.296	51	216	30	64	0	23
Mitchell, Jermaine	STK	.295	101	376	72	111	10	38

PITCHER	CLUB	W-L	ERA	IP	H	BB	SO
Krol, Ian	KC	9-4	2.65	118.2	98	19	91
Paez, Argenis	ATH	5-3	3.18	56.2	60	12	44
Edell, Ryan	MID	8-4	3.20	98.1	111	15	66
Jimenez, Deyvi	VAN	4-4	3.54	61.0	61	13	48
Long, Nathan	VAN	6-2	3.60	60.0	74	16	29
DiNardo, Lenny	ATH	2-5	3.65	49.1	59	19	30
Haviland, Shawn	STK	8-6	3.69	136.2	141	38	153
Murray, Justin	STK	9-5	3.73	113.1	127	59	81
Middleton, Kyle	SAC	6-8	3.77	102.2	97	48	69
Banwart, Travis	SAC	7-7	3.92	133.1	131	51	110

HOME RUNS

WINS

Carter, Chris	SAC	28
Spina, Michael	STK	22
Donaldson, Josh	SAC	18
McPherson, Dallas	SAC	17
Parker, Stephen	STK	17

Mortensen, Clay	SAC	11
Smith, Murphy	KC	10
Krol, Ian	KC	9
Murray, Justin	STK	9
4 others tied at 8.		

RBI

SAVES

Carter, Chris	SAC	90
Spina, Michael	STK	82
Parker, Stephen	STK	80
Barfield, Jeremy	STK	68
Green, Grant	STK	68

Smyth, Paul	STK	23
Guzman, Jose	KC	15
Lansford, Jared	SAC	12
Rodriguez, Henry	SAC	11
Griffin, A.J.	VAN	10

STOLEN BASES

STRIKEOUTS

Wimberly, Corey	SAC	45
House, Tyreace	KC	32
Gilbert, Archie	MID	25
Crumbly, Conner	KC	22
Brown, Corey	MID	19

Haviland, Shawn	STK	153
Marks, Justin	STK	129
Straily, Daniel	KC	127
Hornbeck, Ben	STK	126
Banwart, Travis	SAC	110

TEAM STATISTICS

TEAM BATTING	AVG	AB	R	H	HR	BB	SO	SB	CS	TEAM PITCHING	W-L	ERA	H	CG	SHO	SV	HR	BB	SO
Sacramento	.268	4239	698	1137	130	499	931	111	41	Vancouver	31-27	3.28	535	0	1	18	21	168	473
Midland	.266	4045	560	1076	70	461	879	110	45	AZL Athletics	24-22	3.68	373	0	1	7	18	135	432
Stockton	.265	4097	629	1084	118	469	975	72	44	Kane County	59-59	3.95	976	0	5	22	66	388	994
Vancouver	.255	1966	243	501	25	212	453	29	26	Midland	62-58	4.03	1088	0	3	34	68	454	858
Kane County	.254	3973	569	1011	56	512	1014	128	55	Sacramento	66-58	4.30	1117	1	4	31	103	485	940
AZL Athletics	.243	1582	227	384	15	150	437	45	12	Stockton	61-59	4.65	1143	1	2	31	119	446	1018