




OAKLAND ATHLETICS

Minor League Report

Oakland Athletics Baseball Company • 7000 Coliseum Way • Oakland, CA 94621
510-638-4900 • Public Relations Facsimile 510-562-1633 • www.oaklandathletics.com

Thursday, August 26, 2010



SACRAMENTO RIVER CATS
Triple-A – Pacific Coast League
Manager: Tony DeFrancesco

Yesterday: Win vs. Fresno, 6-5 **Standing:** 71-61, 2nd, 1.0 GB
Today: vs. Fresno 7:05 pm PT
Probables: LHP Bobby Cramer (2-1, 1.57) vs. RHP Henry Sosa (7-7, 4.00)

River Cats Notables

- **IF Adrian Cardenas** extended his hitting streak to eight games yesterday and is batting .355 (11 for 31) over that stretch.
- **OF Chris Carter** hit his 31st home run of the season yesterday, which is tied for the Pacific Coast League lead...is tied for first in runs scored (91), is second in RBI (94) and extra-base hits (62), third in total bases (246) and fourth in walks (73).
- **IF Dallas McPherson** has hit safely in 19 of his last 22 games and is batting .318 (28 for 88) with 11 home runs and 26 RBI over that span.
- **RHP Clayton Mortensen** is tied for third in the PCL in wins (12), is fifth in strikeouts (108) and is eighth in ERA (4.02).



KANE COUNTY COUGARS
Single-A – Midwest League
Manager: Aaron Nieckula

Yesterday: Win at Beloit, 4-3 **Standing:** 31-26, 4th, 4.5 GB
Today: at Beloit 5:00 pm PT
Probables: RHP Jose Macias (0-1, 4.50) vs. RHP Tom Stuijbergen (6-2, 2.33)

Cougars Notables

- **IF Leonardo Gil** went 3 for 4 yesterday and has now hit safely in eight of his last 10 games (.308, 12 for 39).
- **RHP Dan Straily** allowed two runs in five innings yesterday (4 h, 2 bb, 5 so)...is tied for second in the Midwest League in games started (26) and strikeouts (135) and is fifth in innings pitched (135.0).
- **IF Conner Crumbliss** has hit safely in 21 of his last 24 games and is batting .326 (31 for 95) during that stretch...is first in the ML in walks (108), second in runs (85) and is fourth in on-base percentage (.411).
- **OF Rashun Dixon** has hit safely in 21 of his past 26 games and is batting .343 (34 for 99) during that span.



MIDLAND ROCKHOUNDS
Double-A – Texas League
Manager: Darren Bush

Yesterday: Win vs. Corpus Christi, 10-3 **Standing:** 30-28, 1st, -- GB
Today: vs. Corpus Christi 5:00 pm PT
Probables: LHP Anthony Capra (6-11, 4.23) vs. LHP Polin Trinidad (0-2, 7.59)

RockHounds Notables

- **IF Alex Valdez** extended his hitting streak to seven games yesterday and is batting .370 (10 for 27) during that stretch...is tied for third in the Texas League in runs (78), is fourth in total bases (206) and is tied for fourth in hits (130).
- **IF Josh Horton** has hit safely in 11 of his past 13 games and is batting .438 (21 for 48) with seven multiple-hit games over that span...ranks eighth in the Texas League with a .292 batting average.
- **OF Corey Brown** is second in the TL in hitting (.331), third in on-base percentage (.426) and fourth in slugging (.524).
- **LHP Anthony Capra** is tied for second in games started (25), is fourth in strikeouts (108) and is fifth in opponents batting average (.249).




VANCOUVER CANADIANS
Single-A (Short Season) – Northwest League
Manager: Rick Magnante

Yesterday: Win at Salem-Keizer, 7-4 **Standing:** 20-7, 1st, -- GB
Today: at Salem-Keizer 6:35 pm PT
Probables: LHP Anvioris Ramirez (1-5, 3.88) vs. TBA

Canadians Notables

- **RHP A.J. Griffin** pitched a scoreless ninth yesterday to earn his 13th save, which leads the Northwest League...is also tied for first in games finished (16).
- **OF Michael Choice** has hit safely in 12 of his last 15 games and is batting .333 (20 for 60) with six multiple-hit games during that stretch.
- **IF A.J. Kirby-Jones** is first in the NL in walks (57), third in home runs (12) and is fourth in on-base percentage (.414).
- **RHP Nathan Long** is first in wins (8) and innings pitched (75.0) and is fifth in ERA (3.00).




STOCKTON PORTS
Single-A – California League
Manager: Steve Scarsone

Yesterday: Loss vs. Modesto, 5-3 **Standing:** 35-23, 1st, -- GB
Today: vs. Modesto 7:05 pm PT
Probables: LHP Ian Krol (1-0, 5.40) vs. RHP Parker Frazier (1-2, 4.09)

Ports Notables

- **IF Stephen Parker** extended his hitting streak to nine games yesterday and is batting .344 (11 for 32) over that stretch.
- **OF Jeremy Barfield** has hit safely in nine of 10 games (.486, 17 for 35) with five multiple-hit games during that stretch.
- **IF Grant Green** has hit safely in 13 of 17 games (.310, 22 for 71)...is tied for first in the California League in doubles (36), is second in hits (158), tied for fourth in runs (91) and total bases (257), is fifth in extra-base hits (59) and is tied for seventh in hitting (.315).



ARIZONA A'S
Rookie – Arizona League
Manager: Marcus Jensen

Yesterday: Win vs. Angels, 9-3 **Standing:** 28-25, 2nd, 5.5 GB
Today: vs. Giants 7:00 pm PT
Probables: TBA vs. TBA

A's Notables

- **RHP Argenis Paez** allowed one run in five innings yesterday (3 h, 3 bb, 6 so) to earn his sixth win, which is tied for second in the Arizona League...is second in innings (65.2) and seventh in ERA (3.15).
- **IF Chih-Fang Pan** extended his hitting streak to 13 games yesterday and is batting .426 (23 for 54) with nine multiple-hit games during that span...is eighth in the AL with a .324 batting average.

MINOR LEAGUE TRANSACTIONS

Aug. 20 Transferred Ian Krol from KC to STO
Aug. 20 Transferred Matt Thomson from STO to VAN
Aug. 22 Optioned Ross Wolf from OAK to SAC
Aug. 24 Added Yordy Cabrera to the AZ roster
Aug. 24 Added Aaron Shipman to the AZ roster
Aug. 24 Optioned Travis Buck from OAK to SAC
Aug. 25 Placed John Halama (SAC) on the temporarily inactive list

Sacramento River Cats (71-61) 6, Fresno Grizzlies (72-60) 5
August 25, 2010

	1	2	3	4	5	6	7	8	9	R	H	E
Fresno	0	0	0	1	0	2	0	2	0	5	6	2
Sacramento	0	2	2	1	0	0	1	0	x	6	9	1

Fresno	AB	R	H	RBI	BB	SO	LOB	AVG	Sacramento	AB	R	H	RBI	BB	SO	LOB	AVG
Burriss, 2B	4	0	1	0	0	0	1	.294	Wimberly, 3B	4	0	0	1	1	0	2	.284
Velez, E, RF	5	1	1	1	0	3	3	.312	Cardenas, 2B	4	0	1	0	0	0	3	.259
Belt, LF	3	3	1	1	2	1	1	.333	Carter, 1B	2	1	1	1	2	0	0	.261
Guzman, Je, 3B	4	1	1	2	1	2	2	.305	McPherson, DH	4	1	1	0	0	0	4	.267
Rohlinger, SS	3	0	0	0	1	1	1	.299	Watson, M, LF	4	1	1	0	0	0	3	.303
Pill, 1B	4	0	1	1	0	1	1	.272	Sogard, SS	3	1	2	1	1	0	0	.294
Borchard, DH	2	0	0	0	2	1	1	.259	Buck, T, RF	3	1	2	1	0	0	1	.333
Copeland, CF	4	0	1	0	0	0	4	.283	Taylor, M, CF	3	0	0	0	1	1	2	.261
Williams, J, C	3	0	0	0	0	2	2	.227	Recker, C	3	1	1	2	1	1	1	.250
a-Holm, PH-C	1	0	0	0	0	0	3	.248	Banwart, P	0	0	0	0	0	0	0	.000
Hacker, P	0	0	0	0	0	0	0	.286	Hernandez, F, P	0	0	0	0	0	0	0	.000
Pena, To, P	0	0	0	0	0	0	0	.222	Benacka, P	0	0	0	0	0	0	0	.000
Runzler, P	0	0	0	0	0	0	0	.000	James, P	0	0	0	0	0	0	0	.000
Whitaker, P	0	0	0	0	0	0	0	.000	Totals	30	6	9	6	6	2	16	.269
Totals	33	5	6	5	6	11	19	.282									

a-Grounded out for Williams, J in the 8th.

BATTING

HR: Belt (1, 4th inning off Banwart, 0 on, 0 out), Guzman, Je (17, 6th inning off Banwart, 1 on, 1 out), Velez, E (6, 8th inning off Benacka, 0 on, 0 out).

TB: Burriss; Velez, E 4; Belt 4; Guzman, Je 4; Pill; Copeland.

RBI: Belt (1), Guzman, Je 2 (62), Velez, E (31), Pill (83).

Runners left in scoring position, 2 out: Velez, E; Burriss; Holm 2; Guzman, Je.

Team RISP: 1-for-8.

Team LOB: 8.

BASERUNNING

SB: Copeland (21, 2nd base off Hernandez, F/Recker), Belt (1, 2nd base off Benacka/Recker).

FIELDING

E: Burriss (12, throw), Copeland (3, throw).

PB: Williams, J (5).

DP: (Pill).

BATTING

2B: Watson, M (11, Hacker), Cardenas (8, Hacker).

HR: Carter (31, 3rd inning off Hacker, 0 on, 0 out), Recker (6, 4th inning off Hacker, 0 on, 0 out).

TB: Cardenas 2; Carter 4; McPherson; Watson, M 2; Sogard 2; Buck, T 2; Recker 4.

RBI: Recker 2 (29), Wimberly (48), Carter (94), Buck, T (16), Sogard (56).

Runners left in scoring position, 2 out: Cardenas 2; Taylor, M; Watson, M; Recker.

SF: Buck, T.

Team RISP: 2-for-11.

Team LOB: 7.

BASERUNNING

CS: Sogard (9, 2nd base by Runzler/Williams, J).

FIELDING

E: Recker (6, throw).

PB: Recker (9).

Fresno	IP	H	R	ER	BB	SO	HR	ERA	Sacramento	IP	H	R	ER	BB	SO	HR	ERA
Hacker (L, 16-6)	5.0	7	5	5	6	2	2	4.12	Banwart (W, 3-2)	6.0	3	3	3	3	7	2	5.40
Pena, To	1.0	0	0	0	0	0	0	5.33	Hernandez, F (H, 4)	1.0	1	0	0	0	2	0	5.07
Runzler	1.0	2	1	0	0	0	0	3.60	Benacka (H, 3)	0.1	1	2	2	2	1	1	3.64
Whitaker	1.0	0	0	0	0	0	0	2.70	James (S, 4)	1.2	1	0	0	1	1	0	1.50
Totals	8.0	9	6	5	6	2	2	4.28	Totals	9.0	6	5	5	6	11	3	4.27

WP: Hacker, James.

Balk: Hacker.

IBB: Borchard (by James).

HBP: Burriss (by James).

Pitches-strikes: Hacker 88-45, Pena, To 11-7, Runzler 17-11, Whitaker 14-7, Banwart 97-57, Hernandez, F 15-10, Benacka 20-9, James 29-15.

Groundouts-flyouts: Hacker 4-6, Pena, To 0-2, Runzler 1-1, Whitaker 1-0, Banwart 3-8, Hernandez, F 1-0, Benacka 0-0, James 2-1.

Batters faced: Hacker 27, Pena, To 3, Runzler 4, Whitaker 3, Banwart 24, Hernandez, F 4, Benacka 4, James 8.

Inherited runners-scored: James 2-1.

Umpires: HP: Brian Sinclair. 1B: Mike Muchlinski. 2B: . 3B: Barry Larson.

Weather: 101 degrees, clear.

Wind: 9 mph, Varies.

T: 3:06.

Att: 8,606.

Choose a highlighted category to sort. NOTE: Rate stats do not use qualifiers.

		GI ---GAMES BY POSITION---																													
		AVG	G	AB	R	H	2B	3B	HR	RBI	TB	BB	IBB	SO	SB	CS	OBP	SLG	OPS	SF	SAC	HBP	DP	1B	2B	3B	SS	OF	C	E	
	Batters																														
	Baisley, Jeff	.277	40	148	22	41	12	0	5	30	68	11	2	30	1	0	.353	.459	.813	1	0	7	7	10	0	29	0	0	0	2	
*	Buck, Travis	.333	24	93	16	31	7	2	2	16	48	7	0	22	2	2	.389	.516	.905	4	0	4	2	0	0	0	0	17	0	0	
*	Cardenas, Adrian	.259	46	170	24	44	8	0	1	13	55	11	2	24	2	1	.304	.324	.627	0	2	0	7	0	24	19	0	0	0	12	
	Carter, Chris	.261	123	460	91	120	29	2	31	94	246	73	1	136	1	1	.367	.535	.902	5	0	7	8	96	0	0	0	26	0	12	
	Donaldson, Josh	.234	84	286	51	67	12	1	18	67	135	43	2	77	3	1	.331	.472	.803	7	0	2	15	3	0	8	0	1	63	9	
	Heether, Adam	.228	49	145	27	33	8	0	1	13	44	31	0	33	5	2	.374	.303	.677	2	0	4	2	0	0	18	0	30	0	1	
T	Heether, Adam	.237	99	329	57	78	15	1	10	41	125	54	1	68	7	3	.357	.380	.737	5	0	10	6	0	0	68	0	30	0	7	
*	McPherson, Dallas	.267	79	303	47	81	15	2	21	67	163	28	3	95	1	0	.334	.538	.872	1	0	3	4	23	0	19	0	0	0	5	
	Price, Jared	.167	15	48	2	8	2	0	1	6	13	2	0	18	0	0	.208	.271	.478	2	2	1	0	0	0	0	0	0	15	1	
	Recker, Anthony	.250	68	208	24	52	13	1	6	29	85	19	0	56	0	0	.310	.409	.719	2	0	0	3	1	0	0	0	0	57	6	
*	Sogard, Eric	.294	125	473	74	139	24	6	3	56	184	63	2	64	13	9	.379	.389	.768	2	1	3	7	0	94	14	13	0	0	13	
	Taylor, Michael	.261	115	421	65	110	24	5	5	69	159	46	1	87	12	5	.338	.378	.716	2	0	4	21	0	0	0	0	109	0	8	
*	Watson, Matt	.303	32	132	21	40	11	0	8	25	75	10	0	19	0	0	.352	.568	.920	0	0	0	4	0	0	0	0	21	0	2	
#	Wimberly, Corey	.284	124	483	88	137	13	5	3	48	169	53	2	60	50	17	.374	.350	.724	2	12	18	11	0	11	10	30	82	0	14	
	Other	.272	325	1132	192	308	63	9	38	170	503	135	5	255	29	8	.356	.444	.800	4	8	14	19								
	Team Total	.269	132	4508	745	1213	242	33	143	704	1950	532	20	980	119	46	.352	.433	.785	34	25	67	110							126	
	Pitchers																														
	Banwart, Travis	3	2	5.40	13	9	0	0	1	60.0	70	37	36	9	0	26	4	62	0	3	0.77	2	1.60	.287	244	272	1	0			
	Benacka, Michael	5	2	3.64	36	0	0	0	5	7	42.0	24	18	17	5	1	30	3	57	0	7	0.97	2	1.29	.169	142	179	3	17		
*	Blackley, Travis	1	1	2.40	10	4	0	0	0	0	30.0	26	8	8	2	2	18	0	31	1	0	0.58	0	1.47	.230	113	134	1	0		
*	Bowers, Cedrick	1	1	3.86	28	0	0	0	1	30.1	24	14	13	1	1	25	0	46	0	1	1.15	1	1.62	.212	113	140	0	7			
*	Cramer, Bobby	2	1	1.57	4	4	0	0	0	0	23.0	24	5	4	0	0	3	0	22	0	1	2.67	2	1.17	.264	91	94	0	0		
*	DiNardo, Lenny	2	5	3.52	9	9	1	0	0	0	46.0	56	27	18	5	3	14	1	28	0	1	1.56	8	1.52	.303	185	203	0	0		
	Giese, Dan	0	0	1.74	8	0	0	0	0	0	10.1	9	2	2	2	0	2	0	4	0	0	0.63	0	1.06	.225	40	42	0	1		
	Hernandez, Fernando	5	6	5.07	41	4	0	0	2	3	71.0	77	51	40	7	6	25	1	63	0	4	1.00	2	1.44	.269	286	324	3	16		
	Hunton, Jon	6	5	3.55	46	0	0	0	2	58.1	63	29	23	4	0	23	2	36	0	4	1.01	4	1.47	.274	230	258	3	11			
	James, Justin	0	1	1.50	15	0	0	0	4	5	18.0	14	3	3	0	1	8	2	26	0	1	1.15	0	1.22	.209	67	77	0	9		
	Jennings, Jason	0	0	6.00	1	1	0	0	0	0	3.0	3	2	2	0	1	3	1	2	0	1	0.75	0	2.00	.250	12	16	0	0		
*	Kilby, Brad	0	0	5.54	12	0	0	0	0	0	13.0	18	8	8	0	1	6	0	18	0	0	0.43	0	1.85	.327	55	63	0	3		
	Lansford, Jared	1	2	5.17	13	0	0	0	0	0	15.2	19	10	9	0	1	4	0	15	0	1	1.00	2	1.47	.292	65	70	0	2		
	McBeth, Marcus	0	1	6.46	14	0	0	0	0	2	15.1	18	14	11	2	0	16	1	14	0	2	0.68	2	2.22	.290	62	80	2	5		
	Middleton, Kyle	6	8	3.77	23	14	0	0	1	1	102.2	97	56	43	10	3	48	1	69	0	4	0.92	13	1.41	.255	380	436	1	4		
	Mortensen, Clay	12	6	4.02	24	24	0	0	0	0	154.1	149	81	69	18	2	45	3	108	0	12	1.83	19	1.26	.257	580	637	5	0		
	Price, Jared	0	0	0.00	1	0	0	0	0	0	1.0	0	0	0	0	0	1	0	1	0	0	1.00	0	1.00	.000	3	4	0	1		
	Ramirez, Edwar	3	4	3.68	33	0	0	0	1	44.0	42	22	18	5	0	22	3	34	0	5	0.64	1	1.45	.251	167	194	2	7			
	Ross, Tyson	2	1	3.55	6	6	0	0	0	0	25.1	22	10	10	1	4	13	0	30	0	1	4.25	5	1.38	.253	87	106	0	0		
	Tomko, Brett	1	0	7.71	3	3	0	0	0	0	11.2	19	10	10	2	1	5	0	4	0	0	0.63	0	2.06	.388	49	55	0	0		
	Wolf, Ross	0	0	4.91	8	0	0	0	3	4	7.1	8	6	4	0	1	2	0	9	0	0	5.50	0	1.36	.242	33	36	0	4		
	Other	16	13	4.80	124	40	0	0	19	23	303.2	306	193	162	26	17	150	7	280	3	19	0.83	14	1.50	.262	1166	1356	16	44		
	Team Total	71	61	4.27	132	132	1	5	34	50	1170.2	1190	664	556	111	47	513	31	998	4	69	1.08	91	1.45	.264	4501	5141	41	131	4	

KEY: * - lefthanded hitter/pitcher, # - switch hitter

Midland RockHounds (65-63) 10, Corpus Christi Hooks (58-70) 3
August 25, 2010

	1	2	3	4	5	6	7	8	9	R	H	E
Corpus Christi	0	0	0	0	0	1	1	0	1	3	6	0
Midland	0	1	0	9	0	0	0	0	x	10	9	1

Corpus Christi	AB	R	H	RBI	BB	SO	LOB	AVG
Parejo, LF	5	0	1	0	0	2	3	.320
Cartwright, 2B	4	0	0	0	0	0	2	.226
Martinez, J.D., RF	3	0	0	0	1	2	1	.318
Gaston, CF	3	0	0	0	1	1	0	.248
Clemens, 1B	4	0	0	0	0	1	3	.251
Cook, D, DH	3	1	1	1	1	2	0	.255
Affronti, 3B-SS	4	1	1	0	0	0	1	.276
Sutil, SS	2	0	1	0	0	0	0	.257
Vallejo, 3B	2	0	0	0	0	1	2	.115
Hernandez, Fe, C	3	1	2	2	1	0	1	.286
Buzachero, P	0	0	0	0	0	0	0	.000
Leon, P	0	0	0	0	0	0	0	.000
Englebrook, P	0	0	0	0	0	0	0	.000
Peguero, P	0	0	0	0	0	0	0	.000
Totals	33	3	6	3	4	9	13	.255

Midland	AB	R	H	RBI	BB	SO	LOB	AVG
Weeks, 2B	4	1	1	1	1	0	0	.284
Gilbert, LF	4	2	2	1	0	0	1	.244
Peterson, S, 1B	2	1	0	1	1	1	0	.272
Brown, C, CF	2	2	1	0	2	1	0	.331
Majewski, V, RF	4	1	2	1	0	0	2	.263
Valdez, A, 3B	4	1	2	2	0	1	1	.273
Horton, SS	4	1	1	2	0	1	2	.292
Sulentic, DH	2	1	0	0	2	0	0	.268
Paramore, C	4	0	0	1	0	3	2	.246
Wright, M, P	0	0	0	0	0	0	0	.000
Friend, P	0	0	0	0	0	0	0	.000
De Los Santos, P	0	0	0	0	0	0	0	.000
Totals	30	10	9	9	6	7	8	.267

BATTING

2B: Sutil (7, Wright, M).
HR: Hernandez, Fe (1, 6th inning off Wright, M, 0 on, 1 out), Cook, D (9, 7th inning off Friend, 0 on, 2 out).
TB: Parejo; Cook, D 4; Affronti; Sutil 2; Hernandez, Fe 5.
RBI: Hernandez, Fe 2 (4), Cook, D (30).
2-out RBI: Cook, D; Hernandez, Fe.
Runners left in scoring position, 2 out: Parejo; Martinez, J.D.; Clemens 2.
Team RISP: 1-for-7.
Team LOB: 7.

FIELDING

DP: 2 (Affronti-Cartwright-Clemens, Cartwright-Clemens).

BATTING

2B: Horton (18, Leon), Majewski, V (16, Englebrook).
3B: Weeks (5, Leon), Gilbert (1, Leon).
TB: Weeks 3; Gilbert 4; Brown, C; Majewski, V 3; Valdez, A 2; Horton 2.
RBI: Valdez, A 2 (70), Majewski, V (47), Horton 2 (48), Paramore (16), Weeks (26), Gilbert (53), Peterson, S (56).
Runners left in scoring position, 2 out: Horton.
SF: Peterson, S.
GIDP: Gilbert; Horton.
Team RISP: 7-for-11.
Team LOB: 3.

FIELDING

E: Weeks (7, throw).

Corpus Christi	IP	H	R	ER	BB	SO	HR	ERA
Buzachero (L, 1-1)	3.0	5	6	6	3	2	0	6.32
Leon	2.0	3	4	4	3	3	0	7.71
Englebrook	2.0	1	0	0	0	1	0	3.27
Peguero	1.0	0	0	0	0	1	0	1.38
Totals	8.0	9	10	10	6	7	0	3.70

Midland	IP	H	R	ER	BB	SO	HR	ERA
Wright, M (W, 6-2)	6.0	3	1	1	0	5	1	2.98
Friend	1.2	2	1	1	3	1	1	3.81
De Los Santos	1.1	1	1	0	1	3	0	6.91
Totals	9.0	6	3	2	4	9	2	4.13

Buzachero pitched to 5 batters in the 4th.

WP: Leon.

Balk: Buzachero, Wright, M.

Pitches-strikes: Buzachero 54-34, Leon 53-24, Englebrook 20-13, Peguero 11-8, Wright, M 83-50, Friend 44-24, De Los Santos 25-14.

Groundouts-flyouts: Buzachero 6-1, Leon 2-1, Englebrook 1-4, Peguero 2-0, Wright, M 7-4, Friend 1-2, De Los Santos 1-0.

Batters faced: Buzachero 15, Leon 12, Englebrook 7, Peguero 3, Wright, M 21, Friend 10, De Los Santos 6.

Inherited runners-scored: Leon 3-3, De Los Santos 3-0.

Umpires: HP: Brandon Misun. 1B: Dan Oliver. 2B: . 3B: Jimmy Volpi.

Weather: 85 degrees, clear.

Wind: 12 mph, L to R.

T: 2:30.

Att: 5,078.

Choose a highlighted category to sort. NOTE: Rate stats do not use qualifiers.

		GI --GAMES BY POSITION--																											
BATTERS	AVG	G	AB	R	H	2B	3B	HR	RBI	TB	BB	IBB	SO	SB	CS	OBP	SLG	OPS	SF	SAC	HBP	DP	1B	2B	3B	SS	OF	C	E
* Brown, Corey	.331	85	311	62	103	14	8	10	48	163	50	1	84	19	1	.426	.524	.950	1	0	2	5	0	0	0	0	74	0	4
Gilbert, Archie	.244	107	409	59	100	29	1	11	53	164	48	0	61	26	11	.332	.401	.733	3	1	7	11	0	0	0	0	96	0	2
* Holt, J.C.	.231	45	186	25	43	3	1	2	18	54	10	0	42	8	0	.271	.290	.562	2	2	1	9	0	32	0	0	5	0	8
* Horton, Josh	.292	96	380	54	111	18	3	3	48	144	36	1	46	4	3	.355	.379	.734	3	0	3	10	0	0	0	94	0	0	13
* Majewski, Val	.263	70	262	36	69	16	0	9	47	112	34	1	62	4	1	.347	.427	.774	3	0	1	10	6	0	0	0	51	0	0
Ortiz, Gabriel	.220	32	109	10	24	5	0	1	12	32	5	0	30	1	1	.259	.294	.552	1	0	1	6	1	0	0	0	0	32	4
Paramore, Petev	.246	55	171	17	42	7	0	3	16	58	28	1	49	0	0	.358	.339	.697	0	0	2	6	0	0	0	0	0	55	2
* Peterson, Shane	.272	116	419	55	114	23	2	5	56	156	46	1	99	10	2	.355	.372	.727	6	0	11	9	53	0	0	0	51	0	3
* Sulentic, Matthew	.268	111	396	47	106	16	3	1	41	131	47	1	102	11	5	.346	.331	.677	3	3	2	11	0	0	0	0	87	0	3
# Valdez, Alex	.273	122	477	78	130	26	7	12	70	206	39	4	113	9	1	.333	.432	.765	2	1	5	10	0	21	84	6	0	0	18
# Weeks, Jemile	.284	57	232	40	66	14	5	3	26	99	25	0	27	9	5	.356	.427	.783	4	1	3	5	0	54	0	0	0	0	7
Other	.254	276	965	119	245	54	7	13	119	352	118	7	224	16	16	.338	.365	.703	18	1	14	26							
Team Total	.267	128	4317	602	1153	225	37	73	554	1671	486	17	939	117	46	.345	.387	.732	46	9	52	118							110

PITCHERS	W	L	ERA	G	GS	CG	SHO	SV	SVO	IP	H	R	ER	HR	HB	BB	IBB	SO	BK	WP	GO/AO	DP	WHIP	AVG	AB	TBF	SF	GF
* Capra, Anthony	6	11	4.23	25	25	0	0	0	0	117.0	107	61	55	9	5	77	0	108	0	11	0.97	10	1.57	.249	430	526	4	0
De Los Santos, Fautino	1	4	6.91	21	0	0	0	0	1	27.1	27	23	21	1	2	13	0	43	0	5	1.29	0	1.46	.248	109	125	0	8
* Edell, Ryan	9	4	3.04	19	18	0	0	0	0	112.1	127	41	38	4	3	18	0	76	0	4	1.47	14	1.29	.285	445	469	0	0
* Figueroa, Pedro	1	6	5.30	13	13	0	0	0	0	71.1	84	45	42	6	2	29	1	57	5	4	1.39	3	1.58	.295	285	319	2	0
Friend, Justin	2	3	3.81	32	1	0	0	0	2	49.2	60	27	21	1	1	31	1	44	1	5	1.33	3	1.83	.303	198	234	2	6
Godfrey, Graham	0	0	3.68	3	2	0	0	0	0	7.1	10	4	3	0	1	5	0	5	0	1	1.67	0	2.05	.323	31	38	0	0
* Gordon, Derrick	2	2	5.43	36	0	0	0	1	2	64.2	61	44	39	7	3	31	2	57	0	8	0.91	3	1.42	.249	245	286	3	7
* Hernandez, Carlos	8	3	4.72	24	23	0	0	0	0	116.1	139	64	61	5	3	46	0	84	0	3	1.43	10	1.59	.300	464	522	6	1
Holt, J.C.	1	0	15.43	2	0	0	0	0	0	2.1	4	4	4	0	0	2	0	0	0	0	1.33	0	2.57	.333	12	14	0	0
Leon, Arnold	0	0	6.23	3	0	0	0	0	0	4.1	6	3	3	1	0	3	0	1	0	2	1.20	0	2.08	.333	18	22	0	0
Lyman, Jeff	0	4	8.58	10	8	0	0	0	0	28.1	40	28	27	5	0	15	1	25	0	9	1.11	2	1.94	.331	121	138	0	0
* Majewski, Val	0	0	0.00	1	0	0	0	1	1	1.0	1	0	0	0	0	0	0	1	0	0	0.00	0	1.00	.250	4	4	0	1
Ortiz, Gabriel	0	0	0.00	2	0	0	0	0	0	1.2	0	0	0	0	0	3	0	0	0	0	0.25	0	1.80	.000	5	8	0	2
Sattler, Daniel	1	1	4.28	27	0	0	0	0	0	40.0	40	19	19	4	4	16	2	35	0	3	1.35	1	1.40	.263	152	176	0	10
* Sewell, Lance	0	0	5.06	9	0	0	0	0	1	10.2	15	7	6	0	0	2	0	9	0	2	0.35	0	1.59	.333	45	49	2	6
Souza, Justin	2	2	3.38	28	0	0	0	6	6	40.0	35	17	15	1	0	20	2	38	0	3	0.57	3	1.38	.230	152	174	1	11
Storey, Mickey	5	3	3.27	38	1	0	0	6	9	66.0	52	29	24	5	3	18	2	58	1	4	1.09	3	1.06	.217	240	269	6	20
Wagner, Neil	5	2	4.25	28	0	0	0	4	4	42.1	51	25	20	1	0	25	4	39	0	3	1.55	6	1.80	.297	172	198	0	6
Wright, Matt	6	2	2.98	13	13	0	0	0	0	66.1	72	27	22	8	2	10	0	40	1	2	1.00	4	1.24	.273	264	279	2	0
Other	16	16	3.40	116	24	0	0	20	25	262.0	244	123	99	15	10	114	5	188	0	25	1.44	30	1.37	.248	984	1125	10	50
Team Total	65	63	4.13	128	128	0	3	34	51	1131.0	1175	591	519	73	39	478	20	908	8	94	1.22	92	1.46	.269	4376	4975	38	128

KEY: * - lefthanded hitter/pitcher, # - switch hitter

Modesto Nuts (66-62) 5, Stockton Ports (66-62) 3
August 25, 2010

	1	2	3	4	5	6	7	8	9	R	H	E
Modesto	0	0	1	0	0	0	4	0	0	5	12	1
Stockton	1	0	0	0	0	0	0	2	0	3	6	3

Modesto	AB	R	H	RBI	BB	SO	LOB	AVG	Stockton	AB	R	H	RBI	BB	SO	LOB	AVG
Wetzel, DH	5	2	2	1	0	0	2	.276	Thomas, Dav, CF	3	1	0	0	0	0	2	.245
Wheeler, T, CF	5	1	1	0	0	0	1	.245	Green, SS	3	1	2	2	1	0	0	.315
Field, SS	4	1	3	2	0	0	0	.288	Parker, S, 3B	3	0	1	1	0	1	1	.293
Paulsen, 1B	5	0	2	0	0	0	3	.313	Spina, 1B	3	0	0	0	1	1	1	.251
Peisel, 3B	5	0	0	0	0	2	7	.260	Carter, Y, C	4	0	0	0	0	2	3	.274
Cesario, RF	4	0	1	0	0	0	1	.316	Barfield, RF	4	0	1	0	0	1	0	.268
Sanders, J, 2B	4	0	2	0	0	0	1	.200	Ladendorf, 2B	4	0	0	0	0	2	1	.267
Garneau, C	3	0	0	0	1	1	3	.200	Johnson, T, DH	3	0	0	0	0	2	1	.203
Robinson, LF	4	1	1	0	0	1	5	.227	Walton, LF	3	1	2	0	0	1	0	.255
Sullivan, J, P	0	0	0	0	0	0	0	.000	Murray, P	0	0	0	0	0	0	0	.000
Durst, P	0	0	0	0	0	0	0	.000	Hodsdon, P	0	0	0	0	0	0	0	.000
Weathers, P	0	0	0	0	0	0	0	.000	Barham, P	0	0	0	0	0	0	0	.000
Totals	39	5	12	3	1	4	23	.269	Huttenlocker, P	0	0	0	0	0	0	0	.000
									Totals	30	3	6	3	2	10	9	.266

BATTING

2B: Wetzel (11, Murray).
3B: Robinson (6, Hodsdon).
TB: Wetzel 3; Wheeler, T; Field 3; Paulsen 2; Cesario; Sanders, J 2; Robinson 3.
RBI: Field 2 (72), Wetzel (35).
Runners left in scoring position, 2 out: Robinson 2; Peisel 2; Wetzel.
SF: Field.
GIDP: Peisel.
Team RISP: 2-for-14.
Team LOB: 9.

BASERUNNING

CS: Sanders, J (1, 2nd base by Murray/Carter, Y).

FIELDING

E: Garneau (1, throw).
DP: 2 (Sanders, J-Field-Paulsen, Peisel-Sanders, J-Paulsen).

BATTING

2B: Green (36, Sullivan, J), Barfield (20, Durst).
HR: Green (17, 8th inning off Durst, 1 on, 1 out).
TB: Green 6; Parker, S; Barfield 2; Walton 2.
RBI: Parker, S (87), Green 2 (77).
Runners left in scoring position, 2 out: Parker, S.
SF: Parker, S.
GIDP: Carter, Y; Johnson, T.
Team RISP: 0-for-3.
Team LOB: 4.

BASERUNNING

SB: Green (8, 2nd base off Sullivan, J/Garneau).

FIELDING

E: Murray (1, missed catch), Ladendorf 2 (17, fielding, fielding).
PB: Carter, Y (21).
DP: (Parker, S-Spina).

Modesto	IP	H	R	ER	BB	SO	HR	ERA	Stockton	IP	H	R	ER	BB	SO	HR	ERA
Sullivan, J (W, 2-2)	6.0	3	1	1	2	7	0	5.31	Murray	6.0	7	1	1	1	1	0	3.41
Durst	1.2	3	2	2	0	0	1	5.32	Hodsdon (L, 2-3)	0.0	4	4	2	0	0	0	6.37
Weathers (S, 4)	1.1	0	0	0	0	3	0	6.46	Barham	2.0	0	0	0	0	2	0	2.15
Totals	9.0	6	3	3	2	10	1	4.57	Huttenlocker	1.0	1	0	0	0	1	0	7.36
									Totals	9.0	12	5	3	1	4	0	4.55

Hodsdon pitched to 4 batters in the 7th.

WP: Barham.

Balk: Huttenlocker.

HBP: Thomas, Dav (by Sullivan, J).

Groundouts-flyouts: Sullivan, J 7-4, Durst 3-2, Weathers 0-1, Murray 9-7, Hodsdon 0-0, Barham 2-1, Huttenlocker 0-2.

Batters faced: Sullivan, J 23, Durst 7, Weathers 4, Murray 26, Hodsdon 4, Barham 7, Huttenlocker 4.

Inherited runners-scored: Barham 2-2.

Ejections: Stockton Ports Manager Steve Scarsons ejected by 1B umpire Jacob Danielsen (9th).

Umpires: HP: Mike Goebel. 1B: Jacob Danielsen. 2B: . 3B: .

Weather: 103 degrees, clear.

Wind: 15 mph, Out to LF.

T: 2:39 (:17 delay).

Att: 1,811.

Choose a highlighted category to sort. NOTE: Rate stats do not use qualifiers.

		GI ---GAMES BY POSITION---																											
BATTERS	AVG	G	AB	R	H	2B	3B	HR	RBI	TB	BB	IBB	SO	SB	CS	OBP	SLG	OPS	SF	SAC	HBP	DP	1B	2B	3B	SS	OF	C	E
Barfield, Jeremy	.268	124	462	65	124	20	0	13	76	183	48	1	85	1	1	.335	.396	.731	11	1	4	20	0	0	0	0	122	0	9
Carter, Yusuf	.274	39	146	28	40	11	0	11	32	84	10	0	39	1	0	.323	.575	.898	1	0	1	3	1	0	0	0	1	29	2
Green, Grant	.315	120	502	91	158	36	6	17	77	257	35	2	110	8	5	.359	.512	.871	10	3	5	14	0	1	0	104	0	0	34
* Johnson, Todd	.203	72	266	32	54	10	3	5	31	85	21	1	60	5	4	.261	.320	.581	3	0	1	9	0	0	0	0	54	0	1
Ladendorf, Tyler	.267	114	434	56	116	25	4	5	39	164	29	0	100	20	3	.316	.378	.693	3	3	3	11	0	85	1	21	8	0	17
* Mitchell, Jermaine	.312	76	298	66	93	21	7	10	31	158	48	0	85	19	9	.413	.530	.943	0	0	3	1	0	0	0	0	71	0	6
* Napoleon, Dusty	.000	6	13	0	0	0	0	0	1	0	4	0	8	0	0	.278	.000	.278	0	0	1	1	4	0	0	0	0	0	0
Ortiz, Ryan	.277	58	188	35	52	12	1	8	35	90	36	0	47	1	0	.394	.479	.873	1	1	1	3	2	0	0	0	0	54	8
* Parker, Stephen	.293	127	475	90	139	34	5	19	87	240	75	1	93	3	1	.388	.505	.894	12	0	7	13	2	1	119	0	0	0	29
Pinckney, Brandon	.273	16	44	5	12	2	0	1	6	17	7	0	6	0	0	.365	.386	.752	1	3	0	0	0	11	3	0	0	0	2
Spina, Michael	.251	123	475	66	119	22	1	22	84	209	54	0	134	1	0	.336	.440	.776	3	0	9	10	108	2	4	0	0	0	15
# Thomas, David	.245	56	188	34	46	13	4	1	27	70	17	0	37	6	5	.338	.372	.710	1	3	10	3	0	0	0	0	49	0	3
Walton, Kent	.255	31	102	12	26	5	0	1	11	34	7	0	25	3	0	.300	.333	.633	1	1	0	1	0	0	0	0	17	0	0
Other	.238	231	768	97	183	35	5	14	91	270	106	2	194	13	17	.336	.352	.688	7	3	11	15							
Team Total	.266	128	4364	677	1162	246	36	127	628	1861	498	7	1024	81	45	.345	.426	.772	54	18	56	104							170
		W	L	ERA	G	GS	CG	SHO	SV	SVO	IP	H	R	ER	HR	HB	BB	IBB	SO	BK	WP	GO/AO	DP	WHIP	AVG	AB	TBF	SF	GF
* Barham, Trey	3	2	2.15	55	0	0	0	0	1	5	62.2	57	24	15	2	2	19	2	51	0	1	1.95	5	1.21	.244	234	260	3	11
Carignan, Andrew	2	2	6.37	27	0	0	0	0	0	2	29.2	28	29	21	2	4	31	0	39	0	6	2.20	3	1.99	.246	114	150	0	9
Deal, Scott	1	4	3.66	35	1	0	0	0	0	1	59.0	57	29	24	6	9	20	2	41	2	7	1.30	8	1.31	.252	226	258	1	7
Hart, Mike	1	0	2.45	5	0	0	0	0	1	1	7.1	4	2	2	0	1	4	0	7	0	0	0.36	0	1.09	.154	26	31	0	1
Haviland, Shawn	8	6	3.64	25	25	0	0	0	0	0	138.1	142	70	56	13	15	37	0	152	1	12	0.80	9	1.29	.265	536	594	4	0
Hodsdon, Scott	2	3	6.37	42	0	0	0	0	2	3	65.0	82	64	46	3	4	31	2	51	1	5	1.98	11	1.74	.306	268	309	2	11
* Hornbeck, Ben	7	3	4.44	18	18	0	0	0	0	0	93.1	113	62	46	18	7	41	0	112	1	16	1.40	9	1.65	.300	377	433	4	0
Hunter, Brett	2	1	6.51	25	0	0	0	0	0	1	27.2	32	21	20	4	0	25	1	44	1	5	0.85	3	2.06	.294	109	137	2	6
* Huttenlocker, Anthony	0	0	7.36	3	0	0	0	0	0	1	3.2	6	4	3	0	1	0	0	3	1	0	1.00	0	1.64	.353	17	18	0	1
* Krol, Ian	1	0	5.40	1	1	0	0	0	0	0	5.0	4	4	3	1	0	3	0	3	0	0	1.75	0	1.40	.222	18	22	0	0
* Marks, Justin	2	1	4.80	3	3	0	0	0	0	0	15.0	15	11	8	2	0	7	0	10	0	2	1.36	0	1.47	.273	55	66	1	0
Murray, Justin	10	4	3.41	24	16	1	0	1	2	2	108.1	118	47	41	9	1	50	1	78	0	7	1.03	9	1.55	.277	426	483	3	1
Pina, Jose	2	3	5.48	28	0	0	0	0	1	2	42.2	44	28	26	8	4	16	0	39	0	6	0.91	2	1.41	.272	162	188	4	7
Pinckney, Brandon	0	0	10.80	2	0	0	0	0	0	0	1.2	3	2	2	1	0	0	0	0	0	0	4.00	2	1.80	.500	6	6	0	2
Smyth, Paul	3	5	2.49	53	0	0	0	0	25	34	72.1	57	29	20	3	3	21	4	92	0	5	1.49	2	1.08	.212	269	298	0	41
Thomas, Daniel	0	0	8.71	9	0	0	0	0	1	2	10.1	7	11	10	0	2	13	1	13	0	3	0.78	0	1.94	.189	37	52	0	4
* Williamson, Fabian	4	1	4.47	10	10	0	0	0	0	0	46.1	51	26	23	6	3	29	0	38	0	2	1.29	8	1.73	.297	172	210	3	0
Other	18	27	5.46	118	54	0	0	3	4	4	346.1	394	227	210	46	20	124	2	302	0	25	0.89	20	1.50	.285	1384	1555	17	26
Team Total	66	62	4.55	128	128	1	2	35	58	58	1134.2	1214	690	574	124	76	471	15	1075	7	102	1.11	91	1.49	.274	4436	5070	44	127

KEY: * - lefthanded hitter/pitcher, # - switch hitter

Kane County Cougars (63-63) 4, Beloit Snappers (65-59) 3
August 25, 2010

	1	2	3	4	5	6	7	8	9	R	H	E
Kane County	0	0	0	0	0	0	0	2	2	4	7	0
Beloit	0	0	2	0	0	1	0	0	0	3	6	3

Kane County	AB	R	H	RBI	BB	SO	LOB	AVG	Beloit	AB	R	H	RBI	BB	SO	LOB	AVG
Crumbliss, 2B	4	0	0	0	1	3	2	.268	Williams, R, 2B	3	0	0	0	1	2	1	.241
Richard, M, RF	4	1	1	2	0	1	0	.280	Beresford, SS	3	0	1	1	0	0	0	.302
Aliotti, A, 1B	5	0	0	0	0	0	2	.278	Santana, Da, SS	1	0	0	0	0	0	0	.206
Dixon, Ra, LF	4	1	1	0	0	1	2	.265	Hicks, CF	4	0	1	0	0	2	3	.270
Gil, 3B	4	1	3	0	0	0	2	.243	Liddle, RF	3	0	0	0	1	0	1	.245
Stassi, DH-C	4	0	2	0	0	0	2	.235	Rams, C	4	1	1	1	0	1	4	.252
House, CF	3	0	0	0	1	0	2	.246	Ray, LF	4	0	1	0	0	2	0	.296
Nunez, J, C	2	0	0	0	1	1	3	.157	Gonzales, M, 1B	4	1	1	0	0	2	1	.233
a-Crisotomo, PH	1	0	0	0	0	0	0	.265	Martinez, Y, 3B	3	1	1	0	0	1	1	.186
Lansford, P	0	0	0	0	0	0	0	.000	Harrington, DH	4	0	0	0	0	1	4	.276
Gilmartin, SS	4	1	0	0	0	2	2	.246	Garcia, Ma, P	0	0	0	0	0	0	0	.000
Straily, P	0	0	0	0	0	0	0	.000	Tone, P	0	0	0	0	0	0	0	.000
Smalley, P	0	0	0	0	0	0	0	.000	Cardenas, P	0	0	0	0	0	0	0	.000
Gilliam, R, P	0	0	0	0	0	0	0	.000	Totals	33	3	6	2	2	11	15	.252
Totals	35	4	7	2	3	8	17	.252									

a-Grounded out for Nunez, J in the 9th.

BATTING

2B: Gil (23, Garcia, Ma).
HR: Richard, M (2, 9th inning off Cardenas, 1 on, 2 out).
TB: Richard, M 4; Dixon, Ra; Gil 4; Stassi 2.
RBI: Richard, M 2 (32).
2-out RBI: Richard, M 2.
Runners left in scoring position, 2 out: Gil 2; Gilmartin; Nunez, J; Stassi; House.
Team RISP: 1-for-10.
Team LOB: 8.

FIELDING

PB: Nunez, J (6).

BATTING

2B: Gonzales, M (27, Straily), Ray (10, Lansford).
HR: Rams (15, 6th inning off Smalley, 0 on, 2 out).
TB: Beresford; Hicks; Rams 4; Ray 2; Gonzales, M 2; Martinez, Y.
RBI: Beresford (54), Rams (64).
2-out RBI: Rams.
Runners left in scoring position, 2 out: Rams 2; Harrington.
Team RISP: 2-for-8.
Team LOB: 6.

BASERUNNING

CS: Hicks (11, 2nd base by Straily/Nunez, J).

FIELDING

E: Martinez, Y (6, throw), Liddle (12, throw), Gonzales, M (12, fielding).

Kane County	IP	H	R	ER	BB	SO	HR	ERA	Beloit	IP	H	R	ER	BB	SO	HR	ERA
Straily	5.0	4	2	2	2	5	0	4.60	Garcia, Ma	6.0	3	0	0	2	6	0	6.50
Smalley	1.0	1	1	1	0	1	1	6.35	Tone (H, 8)	1.2	1	1	1	1	1	0	4.50
Gilliam, R (W, 6-6)	2.0	0	0	0	0	3	0	3.98	Cardenas (BS, 3)(L, 5-1)	1.1	3	3	0	0	1	1	3.36
Lansford (S, 1)	1.0	1	0	0	0	2	0	4.47	Totals	9.0	7	4	1	3	8	1	4.14
Totals	9.0	6	3	3	2	11	1	3.87									

WP: Gilliam, R, Garcia, Ma, Cardenas.

Balk: Garcia, Ma.

HBP: Martinez, Y (by Gilliam, R), Richard, M (by Garcia, Ma).

Groundouts-flyouts: Straily 3-6, Smalley 1-1, Gilliam, R 2-2, Lansford 1-0, Garcia, Ma 7-4, Tone 2-2, Cardenas 3-0.

Batters faced: Straily 20, Smalley 4, Gilliam, R 8, Lansford 4, Garcia, Ma 24, Tone 7, Cardenas 8.

Inherited runners-scored: Cardenas 1-1.

Umpires: HP: Rocky Craig. 1B: Matt Deane. 2B: . 3B: .

Weather: 74 degrees, clear.

Wind: 18 mph, Out to RF.

T: 2:58.

Att: 741.

Choose a highlighted category to sort. NOTE: Rate stats do not use qualifiers.

GI ---GAMES BY POSITION---

BATTERS	AVG	G	AB	R	H	2B	3B	HR	RBI	TB	BB	IBB	SO	SB	CS	OBP	SLG	OPS	SF	SAC	HBP	DP	1B	2B	3B	SS	OF	C	E
* Aliotti, Anthony	.278	121	435	66	121	29	1	5	72	167	80	1	126	14	3	.392	.384	.776	7	3	6	7	114	0	0	0	0	0	11
* Christian, Jason	.280	47	175	24	49	9	1	3	24	69	12	2	45	9	2	.325	.394	.719	3	1	1	2	0	2	26	10	0	0	7
* Crisotomo, Jose	.265	38	132	16	35	3	1	0	20	40	7	0	13	6	4	.302	.303	.605	0	7	0	2	0	0	0	0	34	0	1
* Crumbliss, Conner	.268	122	451	84	121	26	2	4	51	163	108	0	84	23	8	.411	.361	.772	6	5	5	6	0	108	0	0	12	0	10
Dixon, Rashun	.265	108	400	61	106	17	3	7	48	150	55	0	120	9	7	.368	.375	.743	2	0	11	5	0	0	0	0	98	0	2
Gil, Leonardo	.243	105	387	54	94	23	4	10	63	155	24	0	97	3	2	.289	.401	.690	9	2	5	12	2	0	88	6	0	0	15
# Gilmartin, Michael	.246	113	402	38	99	30	4	5	53	152	43	0	112	14	5	.327	.378	.705	4	7	7	8	0	0	0	111	0	0	24
House, Tyreace	.246	110	390	76	96	9	1	1	24	110	89	0	80	35	11	.396	.282	.678	2	7	9	8	0	0	0	0	100	0	7
* LeVier, Mitch	.300	15	60	13	18	4	1	1	11	27	4	0	18	1	0	.344	.450	.794	0	0	0	0	0	0	0	0	10	0	2
Nunez, Juan	.157	40	134	10	21	2	0	1	12	26	6	0	46	0	1	.197	.194	.391	1	2	1	1	0	0	0	0	0	39	8
Richard, Myrio	.280	94	346	46	97	27	2	2	32	134	35	0	55	11	7	.354	.387	.741	1	2	5	7	0	0	0	0	80	0	6
Stassi, Max	.235	101	378	49	89	20	1	13	50	150	40	1	129	3	3	.315	.397	.711	3	1	5	10	0	0	0	0	0	87	11
Other	.225	156	551	58	124	30	2	6	70	176	43	0	166	9	5	.288	.319	.608	5	4	8	15							
Team Total	.252	126	4241	595	1070	229	23	58	530	1519	546	4	1091	137	58	.343	.358	.701	43	41	63	83							148

PITCHERS	W	L	ERA	G	GS	CG	SHO	SV	SVO	IP	H	R	ER	HR	HB	BB	IBB	SO	BK	WP	GO/AO	DP	WHIP	AVG	AB	TBF	SF	GF	HLD
Doolittle, Ryan	0	0	5.21	14	0	0	0	1	3	19.0	30	11	11	3	2	0	0	18	0	1	2.25	3	1.58	.357	84	87	0	7	3
Gil, Leonardo	0	1	13.50	1	0	0	0	0	0	0.2	0	1	1	0	0	4	0	1	0	0	0.00	0	6.00	.000	2	6	0	1	0
Gilliam, Robert	6	6	3.98	21	18	0	0	0	0	106.1	101	51	47	7	7	34	0	94	2	10	0.71	6	1.27	.254	398	449	7	0	0
Guzman, Jose	4	2	3.56	42	0	0	0	17	19	48.0	44	23	19	3	2	14	0	47	1	6	1.02	2	1.21	.242	182	202	2	37	1
Hoehn, Connor	6	4	3.33	40	0	0	0	1	3	81.0	59	33	30	6	6	36	1	96	0	7	0.96	1	1.17	.203	291	342	2	8	7
Joseph, Jonathan	1	5	3.35	12	7	0	0	0	0	43.0	41	22	16	1	4	21	1	45	1	10	0.78	4	1.44	.247	166	194	3	1	2
Lansford, Josh	1	2	4.47	37	0	0	0	1	3	44.1	50	28	22	5	3	15	0	48	2	5	0.67	1	1.47	.282	177	197	2	17	2
Macias, Jose	0	1	4.50	1	1	0	0	0	0	4.0	4	2	2	0	0	2	0	1	0	0	2.67	1	1.50	.250	16	18	0	0	0
Mederos, Chris	6	5	2.63	13	11	0	0	0	0	61.2	48	24	18	3	2	20	0	50	0	5	1.98	6	1.10	.211	228	253	2	0	0
Nunez, Juan	0	0	0.00	1	0	0	0	0	0	0.1	0	0	0	0	0	1	0	0	0	0	0.00	0	3.00	.000	1	2	0	1	0
* Peterson, Max	4	3	3.30	29	0	0	0	2	5	46.1	33	17	17	3	2	25	1	63	0	8	1.52	3	1.25	.204	162	196	3	12	2
Schultz, Bo	5	1	2.39	37	0	0	0	0	1	64.0	44	23	17	1	9	32	3	53	2	3	3.55	7	1.19	.194	227	271	1	14	4
Smalley, Kenny	0	1	6.35	9	2	0	0	0	0	17.0	17	12	12	1	0	13	0	16	0	0	0.70	2	1.76	.262	65	79	1	3	0
Smith, Murphy	7	2	3.90	15	14	0	0	0	0	85.1	82	46	37	1	7	22	1	60	2	1	1.54	6	1.22	.256	320	358	5	0	0
Straily, Daniel	8	7	4.60	26	26	0	0	0	0	135.0	131	73	69	13	6	55	3	135	1	10	1.19	11	1.38	.261	501	573	6	0	0
Other	15	23	4.05	119	47	0	0	3	6	362.1	348	191	163	25	25	117	1	334	7	25	1.40	25	1.28	.253	1376	1546	15	25	9
Team Total	63	63	3.87	126	126	0	5	25	40	1118.1	1032	557	481	72	75	411	11	1061	18	91	1.27	78	1.29	.246	4196	4773	49	126	30

KEY: * - lefthanded hitter/pitcher, # - switch hitter

Vancouver Canadians (37-28) 7, Salem-Keizer Volcanoes (25-40) 4
August 25, 2010

	1	2	3	4	5	6	7	8	9	R	H	E
Vancouver	0	0	5	1	0	0	0	0	1	7	8	1
Salem-Keizer	4	0	0	0	0	0	0	0	0	4	11	3

Vancouver	AB	R	H	RBI	BB	SO	LOB	AVG
Pineda, 2B	5	0	2	1	0	0	3	.305
Bercume, LF	5	1	1	0	0	1	2	.283
Choice, CF	4	1	1	2	0	2	2	.303
Kirby-Jones, 1B	3	0	1	2	1	2	0	.244
Landaeta, RF	4	0	0	0	0	1	3	.296
Kirkland, SS	4	0	0	0	0	2	0	.283
Thompson, T, 3B	3	1	1	0	1	1	0	.255
Whitaker, DH	4	2	2	1	0	1	1	.254
Nester, C	3	2	0	0	0	1	0	.175
Christensen, P	0	0	0	0	0	0	0	.000
Thornton, P	0	0	0	0	0	0	0	.000
Hassebrock, P	0	0	0	0	0	0	0	.000
Vidal, P	0	0	0	0	0	0	0	.000
Griffin, P	0	0	0	0	0	0	0	.000
Totals	35	7	8	6	2	11	11	.254

Salem-Keizer	AB	R	H	RBI	BB	SO	LOB	AVG
Lofton, CF	4	1	0	0	1	1	4	.263
Izturis, 2B	5	0	0	0	0	3	1	.290
Scoma, LF	5	0	1	0	0	1	1	.306
Burkhart, DH	5	1	3	1	0	0	1	.350
Medina, RF	4	1	1	0	0	1	2	.245
Duvall, 3B	4	1	2	1	0	0	2	.265
Jurica, SS	4	0	2	1	0	2	1	.201
Quintana, C, 1B	2	0	0	0	1	1	1	.266
Arnold, C	4	0	2	1	0	1	4	.234
Rogers, P	0	0	0	0	0	0	0	.000
Downing, P	0	0	0	0	0	0	0	.000
Totals	37	4	11	4	2	10	17	.254

BATTING

2B: Choice (7, Rogers), Pineda 2 (7, Rogers, Downing).
HR: Whitaker (4, 4th inning off Rogers, 0 on, 2 out).
TB: Pineda 4; Bercume; Choice 2; Kirby-Jones; Thompson, T; Whitaker 5.
RBI: Choice 2 (21), Kirby-Jones 2 (34), Whitaker (21), Pineda (6).
2-out RBI: Whitaker; Pineda.
Runners left in scoring position, 2 out: Landaeta 2; Bercume.
S: Nester.
Team RISP: 3-for-9.
Team LOB: 4.

BASERUNNING

CS: Landaeta (9, 2nd base by Rogers/Arnold).
PO: Whitaker (1st base by Rogers).

FIELDING

E: Kirby-Jones (11, fielding).
Outfield assists: Bercume (Jurica at home).
DP: (Pineda-Kirkland-Kirby-Jones).

BATTING

2B: Arnold (6, Thornton).
TB: Scoma; Burkhart 3; Medina; Duvall 2; Jurica 2; Arnold 3.
RBI: Burkhart (6), Duvall (17), Jurica (27), Arnold (7).
2-out RBI: Burkhart; Duvall; Jurica; Arnold.
Runners left in scoring position, 2 out: Lofton 3.
GIDP: Duvall.
Team RISP: 4-for-8.
Team LOB: 9.

BASERUNNING

SB: Lofton (15, 2nd base off Christensen/Nester).

FIELDING

E: Rogers 2 (3, throw, throw), Jurica (13, fielding).
PB: Arnold (5).
Pickoffs: Rogers (Whitaker at 1st base).

Vancouver	IP	H	R	ER	BB	SO	HR	ERA
Christensen	1.0	5	4	4	2	1	0	4.45
Thornton (W, 2-2)	3.0	2	0	0	0	5	0	2.35
Hassebrock	1.1	1	0	0	0	1	0	4.61
Vidal (H, 7)	2.2	2	0	0	0	3	0	3.27
Griffin (S, 13)	1.0	1	0	0	0	0	0	3.26
Totals	9.0	11	4	4	2	10	0	3.22

Salem-Keizer	IP	H	R	ER	BB	SO	HR	ERA
Rogers (L, 5-6)	6.0	6	6	1	2	6	1	4.27
Downing	3.0	2	1	0	0	5	0	1.38
Totals	9.0	8	7	1	2	11	1	4.82

WP: Hassebrock.

Balk: Downing.

IBB: Kirby-Jones (by Rogers).

HBP: Quintana, C (by Hassebrock).

Groundouts-flyouts: Christensen 1-0, Thornton 2-1, Hassebrock 1-2, Vidal 2-3, Griffin 2-1, Rogers 7-2, Downing 3-1.

Batters faced: Christensen 9, Thornton 10, Hassebrock 7, Vidal 10, Griffin 4, Rogers 26, Downing 12.

Inherited runners-scored: Vidal 3-0.

Umpires: HP: Matt Heersema. 1B: Billy Cunha. 2B: . 3B: .

Weather: 94 degrees, clear.

Wind: 1 mph, Out to RF.

T: 2:46.

Att: 2,282.

Choose a highlighted category to sort. NOTE: Rate stats do not use qualifiers.

GI ---GAMES BY POSITION---

BATTERS	AVG	G	AB	R	H	2B	3B	HR	RBI	TB	BB	IBB	SO	SB	CS	OBP	SLG	OPS	SF	SAC	HBP	DP	1B	2B	3B	SS	OF	C	E	
* Bercume, Jeff	.283	56	223	28	63	7	3	0	21	76	19	0	32	8	4	.349	.341	.690	2	5	5	2	0	0	0	0	46	0	1	
Castillo, Gernaldo	.136	17	44	3	6	1	0	0	2	7	7	0	10	1	0	.255	.159	.414	0	2	0	1	0	9	4	3	0	0	10	
Choice, Michael	.303	17	66	17	20	7	2	5	21	46	9	1	27	6	1	.405	.697	1.102	1	0	3	1	0	0	0	0	17	0	0	
Fabiaschi, Michael	.231	29	91	13	21	5	1	0	4	28	16	0	23	2	2	.369	.308	.677	0	3	4	0	0	16	1	6	0	0	2	
* Hurley, Zachary	.271	19	59	9	16	4	1	0	5	22	2	0	12	0	0	.295	.373	.668	0	1	0	3	0	0	0	0	13	0	1	
Kirby-Jones, A.J.	.244	65	213	36	52	6	0	12	34	94	57	3	71	1	1	.414	.441	.855	2	0	6	5	57	0	0	0	0	0	11	
Kirkland, Wade	.283	58	244	32	69	18	2	0	25	91	8	0	50	4	1	.307	.373	.680	3	1	2	7	0	0	0	58	0	0	20	
Landaeta, Douglas	.296	61	243	21	72	12	1	2	31	92	15	1	33	4	9	.336	.379	.714	3	2	1	10	0	0	0	0	59	0	3	
Levia, Nino	.212	38	132	18	28	3	1	1	7	36	13	0	32	2	1	.287	.273	.559	3	2	2	1	0	25	7	0	0	0	11	
Lipkin, Ryan	.267	42	150	17	40	11	0	1	33	54	9	0	29	1	1	.315	.360	.675	1	3	2	7	0	0	0	0	0	34	3	
Luis, Marcos	.176	13	34	1	6	0	0	0	1	6	0	0	5	0	0	.222	.176	.399	0	1	2	2	6	0	4	0	0	0	3	
Nester, John	.175	17	63	7	11	3	0	0	6	14	5	1	21	0	0	.232	.222	.454	1	2	0	1	0	0	0	0	0	10	1	
Petitti, Daniel	.119	24	67	2	8	1	1	0	6	11	5	0	24	0	0	.200	.164	.364	1	4	2	2	0	0	0	0	0	24	2	
Pineda, Ryan	.305	16	59	11	18	7	0	0	6	25	11	0	12	1	0	.414	.424	.838	0	0	0	0	0	15	0	0	0	0	1	
Thompson, Tony	.255	52	200	28	51	10	0	3	17	70	21	0	39	1	1	.335	.350	.685	0	0	3	4	0	0	51	0	0	0	16	
Whitaker, John	.254	37	122	18	31	4	0	4	21	47	15	0	34	6	2	.336	.385	.721	2	3	1	3	0	0	0	0	30	0	1	
Other	.242	58	186	22	45	6	0	2	17	57	26	1	59	2	4	.352	.306	.658	1	5	6	4								
Team Total	.254	65	2196	283	557	105	12	30	257	776	238	7	513	39	27	.335	.353	.688	20	34	39	53								100

PITCHERS	W	L	ERA	G	GS	CG	SHO	SV	SVO	IP	H	R	ER	HR	HB	BB	IBB	SO	BK	WP	GO/AO	DP	WHIP	AVG	AB	TBF	SF	GF	HLD
Bowman, Josh	0	2	4.86	12	0	0	0	0	0	16.2	27	16	9	2	2	5	1	16	0	2	1.75	1	1.92	.346	78	88	1	3	1
* Brown, Jacob	2	3	2.10	17	0	0	0	0	2	25.2	24	8	6	0	0	4	0	27	0	2	1.24	1	1.09	.247	97	103	1	4	4
Chitwood, Logan	1	1	7.94	5	0	0	0	0	1	5.2	10	5	5	1	0	1	0	4	0	0	0.30	0	1.94	.385	26	28	1	2	1
Christensen, Kyle	0	1	4.45	11	7	0	0	0	0	32.1	30	16	16	2	0	16	0	21	0	2	0.95	2	1.42	.250	120	138	1	0	2
Frankoff, Seth	3	0	1.99	5	5	0	0	0	0	22.2	20	7	5	0	0	11	0	23	1	0	1.39	2	1.37	.235	85	97	0	0	0
Griffin, A.J.	1	1	3.26	18	0	0	0	13	14	19.1	13	9	7	0	3	7	1	23	0	2	0.70	3	1.03	.186	70	80	0	16	0
Hassebrock, Blake	0	0	4.61	11	0	0	0	0	0	13.2	16	7	7	0	4	5	1	12	0	2	1.64	2	1.54	.302	53	66	2	6	2
Jimenez, Devvi	4	4	3.54	12	12	0	0	0	0	61.0	61	28	24	5	2	13	1	48	1	4	1.50	10	1.21	.264	231	248	2	0	0
Long, Nathan	8	2	3.00	13	13	0	0	0	0	75.0	81	29	25	4	1	16	1	41	1	2	1.58	9	1.29	.282	287	306	1	0	0
McDaniel, Dan	1	1	4.84	17	0	0	0	0	1	22.1	21	20	12	1	2	13	0	26	0	1	1.71	3	1.52	.247	85	101	0	8	2
* Quigley, Ryan	3	2	5.68	17	0	0	0	0	1	31.2	46	23	20	1	1	15	1	22	0	3	3.31	4	1.93	.338	136	153	1	4	2
* Ramirez, Anvioris	1	5	3.88	12	12	0	0	0	0	53.1	56	26	23	5	3	14	0	46	5	3	1.57	5	1.31	.269	208	227	0	0	0
Tenholder, Daniel	2	0	2.08	21	0	0	0	2	5	34.2	25	12	8	0	2	9	2	32	0	0	0.63	0	0.98	.200	125	137	1	5	4
Thomson, Matthew	2	2	2.25	11	8	0	0	0	0	40.0	30	12	10	0	2	8	0	58	1	2	0.84	2	0.95	.199	151	161	0	0	0
Thornton, Zachary	2	2	2.35	13	0	0	0	0	1	23.0	25	12	6	1	0	7	1	27	0	0	1.92	4	1.39	.291	86	96	1	1	3
Vidal, Pedro	3	0	3.27	22	0	0	0	0	0	33.0	43	16	12	0	0	9	0	29	0	3	0.86	0	1.58	.316	136	150	3	7	7
Other	4	2	1.74	31	8	0	0	6	8	77.2	72	25	15	0	5	23	0	81	1	6	1.07	6	1.22	.242	297	331	2	9	1
Team Total	37	28	3.22	65	65	0	2	21	33	587.2	600	271	210	22	27	176	9	536	10	34	1.27	54	1.32	.264	2271	2510	17	65	29

KEY: * - lefthanded hitter/pitcher, # - switch hitter

AZL Athletics (28-25) 9, AZL Angels (22-30) 3
August 25, 2010

	1	2	3	4	5	6	7	8	9	R	H	E
AZL Angels	0	0	0	1	0	0	0	2	0	3	6	3
AZL Athletics	0	4	0	0	0	5	0	0	x	9	11	3

AZL Angels	AB	R	H	RBI	BB	SO	LOB	AVG
Clarke, CF	5	0	1	0	0	1	2	.221
Soto, W, SS	4	1	0	0	0	1	1	.270
Lindsey, 2B	4	0	1	0	0	0	2	.269
Sanford, C	3	2	1	0	1	0	1	.256
Cowart, DH	3	0	0	1	0	2	1	.111
Rivers, 1B	4	0	0	0	0	1	1	.172
Irvine, 3B	3	0	2	1	1	1	1	.267
Turner, RF	3	0	0	0	1	1	2	.118
Bolden, LF	4	0	1	0	0	3	2	.183
Melioris, P	0	0	0	0	0	0	0	.000
St. John, P	0	0	0	0	0	0	0	.000
Burkard, P	0	0	0	0	0	0	0	.000
Totals	33	3	6	2	3	10	13	.238

AZL Athletics	AB	R	H	RBI	BB	SO	LOB	AVG
Tripp, LF	3	2	1	0	1	1	0	.270
a-Shaw, A, PH-LF	1	0	0	0	0	1	2	.167
Pan, 2B	4	0	2	1	0	1	4	.324
Martinez, H, 2B	1	0	0	0	0	0	0	.180
Consigli, R, RF	4	0	1	2	0	1	3	.318
Ramsey, CF	1	0	1	0	0	0	0	.164
Soto, R, DH	5	0	1	1	0	2	3	.281
Marte, M, 1B	5	2	2	0	0	1	3	.223
Santana, J, 1B	0	0	0	0	0	0	0	.228
Lopez, Di, C	3	1	1	0	0	0	0	.245
Cabrera, SS	4	0	0	0	0	2	4	.000
Shipman, CF-RF	4	2	1	1	0	1	2	.125
Lewis, 3B	2	2	1	1	2	1	0	.500
Paez, A, P	0	0	0	0	0	0	0	.000
Hughes, P	0	0	0	0	0	0	0	.000
Avila, P	0	0	0	0	0	0	0	.000
Totals	37	9	11	6	3	11	21	.242

a-Struck out for Tripp in the 7th.

BATTING

2B: Lindsey (11, Paez, A), Irvine (6, Paez, A).
3B: Clarke (6, Paez, A).
TB: Clarke 3; Lindsey 2; Sanford; Irvine 3; Bolden.
RBI: Irvine (11), Cowart (4).
2-out RBI: Irvine.
Runners left in scoring position, 2 out: Sanford; Lindsey; Bolden.
SF: Cowart.
GIDP: Clarke.
Team RISP: 2-for-10.
Team LOB: 7.

FIELDING

E: Soto, W (12, fielding), Turner (2, fielding), Rivers (4, fielding).

BATTING

2B: Tripp (3, Melioris).
TB: Tripp 2; Pan 2; Consigli, R; Ramsey; Soto, R; Marte, M 2; Lopez, Di; Shipman; Lewis.
RBI: Lewis (1), Pan (9), Shipman (1), Consigli, R 2 (27), Soto, R (13).
2-out RBI: Lewis; Pan; Consigli, R 2; Soto, R.
Runners left in scoring position, 2 out: Soto, R 2; Consigli, R; Marte, M 2; Shaw, A.
Team RISP: 5-for-19.
Team LOB: 8.

BASERUNNING

SB: Ramsey (6, 2nd base off Burkard/Sanford), Pan (3, 2nd base off Melioris/Sanford).

FIELDING

E: Pan (15, throw), Lewis (1, throw), Martinez, H (12, fielding).
DP: (Cabrera-Pan-Marte, M).

AZL Angels	IP	H	R	ER	BB	SO	HR	ERA
Melioris (L, 3-3)	5.1	8	7	4	0	7	0	3.44
St. John	0.2	2	2	2	2	2	0	9.00
Burkard	2.0	1	0	0	1	2	0	6.00
Totals	8.0	11	9	6	3	11	0	4.06

AZL Athletics	IP	H	R	ER	BB	SO	HR	ERA
Paez, A (W, 6-3)	5.0	3	1	1	3	6	0	3.15
Hughes (H, 1)	2.0	2	0	0	0	0	0	3.75
Avila	2.0	1	2	0	0	4	0	3.09
Totals	9.0	6	3	1	3	10	0	3.40

WP: Melioris 2, Paez, A 2.

HBP: Lopez, Di (by Melioris).

Groundouts-flyouts: Melioris 8-1, St. John 0-0, Burkard 3-1, Paez, A 5-3, Hughes 5-1, Avila 0-2.

Batters faced: Melioris 26, St. John 6, Burkard 9, Paez, A 21, Hughes 7, Avila 9.

Inherited runners-scored: St. John 1-1.

Umpires: HP: Nick Bayer. 1B: Tyler Curlis. 2B: . 3B: .

Weather: 100 degrees, clear.

Wind: 9 mph, In from RF.

T: 2:30

Choose a highlighted category to sort. NOTE: Rate stats do not use qualifiers.

		GI ---GAMES BY POSITION---																											
BATTERS	AVG	G	AB	R	H	2B	3B	HR	RBI	TB	BB	IBB	SO	SB	CS	OBP	SLG	OPS	SF	SAC	HBP	DP	1B	2B	3B	SS	OF	C	E
Affinito, Chris	.286	9	28	9	8	1	0	3	10	18	10	0	12	0	0	.474	.643	1.117	0	0	0	2	4	0	0	0	0	2	0
Brazoban, Yeudy	.204	28	98	8	20	6	1	2	9	34	4	1	25	4	0	.233	.347	.580	1	0	0	4	0	0	0	1	18	0	3
Cabrera, Yordy	.000	2	7	0	0	0	0	0	0	0	1	0	2	0	0	.125	.000	.125	0	0	0	0	0	0	0	2	0	0	0
* Chavez, Eric	.333	1	3	0	1	0	0	0	0	1	0	0	1	0	0	.333	.333	.667	0	0	0	0							
Clime, Neudy	.278	35	133	22	37	6	2	1	19	50	9	0	33	9	1	.329	.376	.705	0	2	1	0	0	29	4	0	0	0	14
* Consiqli, Royce	.318	39	148	23	47	10	4	1	27	68	19	0	32	4	3	.386	.459	.845	4	0	0	2	0	0	0	0	38	0	3
Galarraga, Joel	.197	19	61	8	12	2	0	0	5	14	7	0	18	3	0	.286	.230	.515	1	0	1	0	0	0	0	0	0	13	2
Garcia, Elvis	.208	42	125	21	26	3	2	1	9	36	12	0	26	4	3	.289	.288	.577	2	3	3	3	3	0	0	0	40	0	0
Lewis, Chad	.500	1	2	2	1	0	0	0	1	1	2	0	1	0	0	.750	.500	1.250	0	0	0	0	0	0	1	0	0	0	1
Lopez, Diomendes	.245	34	102	9	25	11	0	1	11	39	12	0	38	0	0	.342	.382	.724	0	0	3	2	0	0	0	0	0	33	3
Marte, Miquel	.223	50	197	21	44	8	0	4	26	64	4	0	72	1	0	.256	.325	.581	1	1	5	6	47	0	0	0	0	2	7
# Martinez, Hiram	.180	24	61	6	11	2	0	0	2	13	6	0	17	1	0	.254	.213	.467	0	1	0	1	0	1	0	21	0	0	12
# Pan, Zhi Fang	.324	41	148	28	48	9	4	0	9	65	13	2	22	3	4	.383	.439	.822	0	1	1	2	0	10	1	27	0	0	15
Peralta, Jensi	.212	30	99	9	21	4	1	0	7	27	3	0	37	0	1	.235	.273	.508	0	0	0	3	0	1	17	13	0	0	15
* Ramsey, Rashad	.164	24	61	11	10	0	1	0	4	12	4	0	17	6	0	.212	.197	.409	1	0	0	0	0	0	0	0	18	0	1
Roias, Kelvin	.216	16	51	5	11	2	0	0	8	13	6	0	11	1	0	.298	.255	.553	0	1	0	1	0	0	0	0	13	0	0
Santana, Jonatan	.228	43	145	17	33	7	1	0	17	42	10	0	38	2	0	.294	.290	.583	1	3	4	6	9	8	32	0	0	0	5
Shaw, Anthione	.167	24	48	5	8	1	1	0	4	11	9	0	21	3	0	.298	.229	.527	0	0	0	0	0	0	0	0	21	0	1
* Shipman, Aaron	.125	2	8	2	1	0	0	0	1	1	0	0	1	1	0	.125	.125	.250	0	0	0	0	0	0	0	0	2	0	0
Soto, Ramon	.281	25	89	13	25	6	1	2	13	39	7	0	22	1	0	.354	.438	.792	0	3	3	0	0	0	0	0	0	11	2
Tripp, Jordan	.270	10	37	7	10	3	1	1	6	18	2	0	13	0	0	.325	.486	.811	0	0	1	0	0	0	0	0	10	0	0
Other	.243	55	189	32	46	13	2	1	22	66	26	0	49	9	1	.338	.349	.687	2	0	2	2							
Team Total	.242	53	1840	258	445	94	21	17	210	632	166	3	508	52	13	.311	.343	.654	13	15	24	34							94

PITCHERS	W	L	ERA	G	GS	CG	SHO	SV	SVO	IP	H	R	ER	HR	HB	BB	IBB	SO	BK	WP	GO/AO	DP	WHIP	AVG	AB	TBF	SF	GF	HLD
Adames, Joselito	2	4	5.14	14	10	0	0	0	0	49.0	52	34	28	0	3	15	0	56	1	10	3.72	1	1.37	.256	203	222	0	0	1
Avila, Andres	0	1	3.09	11	0	0	0	2	3	11.2	8	7	4	1	2	5	0	14	0	3	1.10	0	1.11	.178	45	54	2	5	2
Bailey, Andrew	0	0	4.38	7	0	0	0	0	0	12.1	9	11	6	0	3	11	2	11	0	1	2.25	1	1.62	.196	46	61	0	1	1
* DiNardo, Lenny	0	0	5.40	2	2	0	0	0	0	3.1	3	2	2	1	0	5	0	2	0	0	0.60	0	2.40	.231	13	18	0	0	0
* Duran, Omar	3	1	1.69	13	2	0	0	0	0	37.1	30	18	7	0	4	17	0	53	1	10	2.31	5	1.26	.219	137	159	1	2	0
* Hughes, Ryan	2	0	3.75	8	0	0	0	1	1	12.0	12	5	5	0	1	2	0	9	0	0	1.50	1	1.17	.273	44	49	1	2	1
* Larsen, Aaron	4	2	3.34	13	3	0	0	0	1	32.1	24	18	12	3	1	10	0	27	0	6	1.03	2	1.05	.194	124	135	0	3	1
Menna, J.C.	1	2	5.87	12	1	0	0	0	0	23.0	25	24	15	0	5	10	0	15	1	5	1.68	3	1.52	.266	94	112	1	1	1
Murphy, Sean	2	0	2.79	12	0	0	0	2	2	19.1	13	8	6	0	1	7	1	30	0	1	2.11	1	1.03	.181	72	81	0	7	0
* Mye, Charles	1	4	3.68	15	0	0	0	0	1	22.0	24	12	9	3	0	11	1	21	0	0	1.15	0	1.59	.267	90	101	0	7	1
Paez, Argenis	6	3	3.15	14	10	0	0	0	0	65.2	69	29	23	3	4	17	0	53	0	10	2.68	4	1.31	.268	257	282	2	1	0
Skaalen, Chris	0	0	9.72	8	0	0	0	0	0	8.1	19	10	9	0	1	5	0	7	0	2	1.29	0	2.88	.463	41	49	1	2	1
Tyson, Drew	1	0	1.13	12	0	0	0	1	2	24.0	19	3	3	0	1	3	0	36	1	1	0.94	2	0.92	.221	86	92	2	6	0
* Urlaub, Jeff	1	0	2.05	14	0	0	0	2	3	26.1	22	9	6	0	2	3	1	26	1	2	1.63	3	0.95	.227	97	103	0	4	0
Vail, Tyler	0	2	3.14	12	9	0	0	0	0	28.2	24	13	10	1	6	8	0	25	0	6	1.38	3	1.12	.222	108	123	1	0	0
Ynoa, Michael	0	1	5.00	3	3	0	0	0	0	9.0	6	5	5	1	1	4	0	11	0	3	1.29	1	1.11	.188	32	37	0	0	0
Other	5	5	2.90	41	13	0	0	1	1	87.0	65	36	28	5	5	24	1	109	2	14	1.24	2	1.02	.204	318	355	4	12	3
Team Total	28	25	3.40	53	53	0	1	9	14	471.1	424	244	178	18	40	157	6	505	7	74	1.65	29	1.23	.235	1807	2033	15	53	12

KEY: * - lefthanded hitter/pitcher, # - switch hitter

Oakland Athletics

Organization Leaders

(As of 08/26/2010 02:52 AM EDT)

BATTING TOP 10 (minimum 2.7 PA/team game)

PITCHING TOP 10 (minimum 0.8 IP/team game)

BATTER	CLUB	AVG	G	AB	R	H	HR	RBI
Pan, Zhi Fang	ATH	.324	41	148	28	48	0	9
Consigli, Royce	ATH	.318	39	148	23	47	1	27
Green, Grant	STK	.315	120	502	91	158	17	77
Cardenas, Adrian	SAC	.305	97	364	60	111	4	45
Horton, Josh	MID	.305	104	410	59	125	5	54
Baisley, Jeff	SAC	.304	91	345	45	105	9	64
Landaeta, Douglas	VAN	.296	61	243	21	72	2	31
Sogard, Eric	SAC	.294	125	473	74	139	3	56
Mitchell, Jermaine	STK	.293	106	392	78	115	10	39
Parker, Stephen	STK	.293	127	475	90	139	19	87

PITCHER	CLUB	W-L	ERA	IP	H	BB	SO
Krol, Ian	STK	10-4	2.77	123.2	102	22	94
Long, Nathan	VAN	8-2	3.00	75.0	81	16	41
Edell, Ryan	MID	9-4	3.04	112.1	127	18	76
Paez, Argenis	ATH	6-3	3.15	65.2	69	17	53
Murray, Justin	STK	10-5	3.53	125.0	139	61	85
Jimenez, Deyvi	VAN	4-4	3.54	61.0	61	13	48
DiNardo, Lenny	ATH	2-5	3.65	49.1	59	19	30
Haviland, Shawn	STK	8-6	3.68	141.2	148	39	155
Banwart, Travis	SAC	8-7	3.96	143.1	141	57	121
Gilliam, Robert	KC	6-6	3.98	106.1	101	34	94

HOME RUNS

WINS

Carter, Chris	SAC	31
Spina, Michael	STK	22
McPherson, Dallas	SAC	21
Parker, Stephen	STK	19
Donaldson, Josh	SAC	18

Mortensen, Clay	SAC	12
Krol, Ian	STK	10
Murray, Justin	STK	10
Smith, Murphy	KC	10

2 others tied at 9.

RBI

SAVES

Carter, Chris	SAC	94
Parker, Stephen	STK	87
Spina, Michael	STK	84
Green, Grant	STK	77
Barfield, Jeremy	STK	76

Smyth, Paul	STK	25
Guzman, Jose	KC	17
Griffin, A.J.	VAN	13
Lansford, Jared	SAC	12
Rodriguez, Henry	SAC	11

STOLEN BASES

STRIKEOUTS

Wimberly, Corey	SAC	50
House, Tyreace	KC	35
Gilbert, Archie	MID	26
Crumbly, Conner	KC	23

Haviland, Shawn	STK	155
Hornbeck, Ben	STK	138
Straily, Daniel	KC	135
Marks, Justin	STK	129
Banwart, Travis	SAC	121

2 others tied at 21.

TEAM STATISTICS

TEAM BATTING	AVG	AB	R	H	HR	BB	SO	SB	CS	TEAM PITCHING	W-L	ERA	H	CG	SHO	SV	HR	BB	SO
Sacramento	.269	4508	745	1213	143	532	980	119	46	Vancouver	37-28	3.22	600	0	2	21	22	176	536
Midland	.267	4317	602	1153	73	486	939	117	46	AZL Athletics	28-25	3.40	424	0	1	9	18	157	505
Stockton	.266	4364	677	1162	127	498	1024	81	45	Kane County	63-63	3.87	1032	0	5	25	72	411	1061
Vancouver	.254	2196	283	557	30	238	513	39	27	Midland	65-63	4.13	1175	0	3	34	73	478	908
Kane County	.252	4241	595	1070	58	546	1091	137	58	Sacramento	71-61	4.27	1190	1	5	34	111	513	998
AZL Athletics	.242	1840	258	445	17	166	508	52	13	Stockton	66-62	4.55	1214	1	2	35	124	471	1075