



OAKLAND ATHLETICS

Minor League Report

Oakland Athletics Baseball Company • 7000 Coliseum Way • Oakland, CA 94621
510-638-4900 • Public Relations Facsimile 510-562-1633 • www.oaklandathletics.com

Wednesday, September 1, 2010




SACRAMENTO RIVER CATS
Triple-A – Pacific Coast League
Manager: Tony DeFrancesco

Yesterday: Loss vs. Las Vegas, 4-2 **Standing:** 75-63, 1st, -- GB
Today: vs. Las Vegas 11:35 am PT
Probables: RHP Brett Tomko (1-0, 6.88) vs. LHP Brad Mills (8-5, 4.72)

River Cats Notables

- **C Anthony Recker** went 2 for 4 yesterday and has now safely in eight of his last nine games (.500, 14 for 28) with five multiple-hit games during that stretch.
- **IF Dallas McPherson** has hit safely in 21 of his past 27 games and is batting .311 (32 for 103) with 12 home runs and 34 RBI over that span.
- **OF Chris Carter** is third in the Pacific Coast League runs scored (92), fourth in home runs (31), RBI (94) and walks (73) and is tied for fourth in extra-base hits (62).
- **RHP Clayton Mortensen** is tied for second in the PCL in wins (13) and is fifth in innings pitched (161.0) and opponents batting average (.257).




MIDLAND ROCKHOUNDS
Double-A – Texas League
Manager: Darren Bush

Yesterday: Loss at San Antonio **Standing:** 32-32, 1st, -- GB
Today: at San Antonio 5:05 pm PT
Probables: RHP Graham Godfrey (0-1, 5.68) vs. RHP Jeremy Hefner (10-8, 3.10)

RockHounds Notables

- **LHP Anthony Capra** allowed two unearned runs in three innings yesterday (2 h, 5 bb, 3 so)...is tied for first in the Texas League in games started (27), is fourth in strikeouts (114), tied for fourth in opponents batting average (.247) and is 10th in ERA (4.10).
- **OF Shane Peterson** has hit safely in nine of 12 games and is batting .390 (16 for 41) with five multiple-hit games during that span.
- **LHP Ryan Edell** is fifth in the TL in WHIP (1.28) and ranks seventh in ERA (3.19).
- **OF Archie Gilbert** is tied for second in doubles (31) and is third in stolen bases (27).



STOCKTON PORTS
Single-A – California League
Manager: Steve Scarsone

Yesterday: Win at Modesto, 8-7 **Standing:** 40-24, 1st, -- GB
Today: at Modesto 3:30 pm PT
Probables: LHP Fabian Williamson (4-1, 4.24) vs. RHP Ethan Hollingsworth (10-8, 3.43)

Ports Notables

- **IF Stephen Parker** went 3 for 5 yesterday and has now hit safely in 14 of 15 games (.333, 19 for 57).
- **OF Jeremy Barfield** has hit safely in 11 of 12 games and is batting .413 (19 for 46) with five multiple-hit games over that span.
- **OF Kent Walton** has hit safely in eight of his last 11 games and is batting .351 (13 for 37) during that span.
- **IF Grant Green** is second in the California League in hits (165), tied for second in doubles (37), is third in total bases (271), fifth in extra-base hits (62) and is tied for seventh in hitting (.315).



KANE COUNTY COUGARS
Single-A – Midwest League
Manager: Aaron Nieckula

Yesterday: Loss at Wisconsin, 16-4 **Standing:** 34-29, 3rd, 5.0 GB
Today: vs. Peoria 4:30 pm PT
Probables: RHP Murphy Smith (7-3, 3.93) vs. RHP Robinson Lopez (1-0, 1.59)

Cougars Notables

- **IF Leonardo Gil** extended his hitting streak to nine games yesterday and is batting .421 (16 for 38) over that stretch.
- **IF Conner Crumbliss** has hit safely in 25 of his last 30 games and is batting .310 (36 for 116) during that stretch...is first in the Midwest League in walks (120) and runs scored (92) and is fourth in on-base percentage (.418).
- **OF Rashun Dixon** has hit safely in 26 of his past 31 games and is batting .350 (42 for 120) during that span.
- **RHP Dan Straily** is second in the ML in strikeouts (142), tied for second in games started (27) and is tied for fourth in innings (142.0).




VANCOUVER CANADIANS
Single-A (Short Season) – Northwest League
Manager: Rick Magnante

Yesterday: Postponed due to rain **Standing:** 23-9, 1st, -- GB
Today: at Everett 7:05 pm PT
Probables: RHP Seth Frankoff (3-1, 3.46) vs. RHP Austin Hudson (4-2, 2.79)

Canadians Notables

- **OF Michael Choice** has hit safely in 15 of his last 20 games and is batting .304 (24 for 79) during that stretch.
- **OF John Whitaker** has hit safely in nine of 12 games and is batting .326 (14 for 43) during that stretch.
- **IF A.J. Kirby-Jones** ranks first in the Northwest League in walks (60), is third in home runs (13) and is fourth on-base percentage (.413).
- **RHP Nathan Long** is first in the NL in innings pitched (81.0), tied for first in wins (8) and is eighth in ERA (3.11).



ARIZONA A'S
Rookie – Arizona League
Manager: Marcus Jensen

Yesterday: -- **Final Standing:** 30-26, 2nd, 5.0 GB
Today: Season has ended

A's Notables

- **IF Chih-Fang Pan** finished the season on a 16-game hitting streak and batted .448 (30 for 67) with 11 multiple-hit games during that span...finished sixth in the Arizona League with a .336 batting average.
- **OF Royce Conigli** finished third in the AL in hitting (.340) and tied for fourth in on-base percentage (.406).
- **RHP Argenis Paez** was tied for second in wins (6), third in innings pitched (65.2) and seventh in ERA (3.15).

MINOR LEAGUE TRANSACTIONS

Aug. 27 Reinstated Andrew Carignan (STO) from the DL
Aug. 28 Placed Chris Carter (SAC) on the DL with a left thumb sprain
Aug. 28 Transferred Jermaine Mitchell from STO to SAC
Aug. 28 Transferred Gary Daley from AZ to MID
Aug. 30 Transferred Andrew Larsen from AZ to KC
Aug. 30 Transferred Drew Tyson from AZ to VAN
Aug. 30 Released Anthonie Shaw (AZ)

Las Vegas 51s (63-75) 4, Sacramento River Cats (75-63) 2
August 31, 2010

	1	2	3	4	5	6	7	8	9	R	H	E
Las Vegas	0	2	0	0	0	0	1	0	1	4	6	0
Sacramento	0	0	0	0	0	0	2	0	0	2	10	1

Las Vegas	AB	R	H	RBI	BB	SO	LOB	AVG	Sacramento	AB	R	H	RBI	BB	SO	LOB	AVG
Mayorson, DH	5	1	2	0	0	1	2	.350	Wimberly, LF	4	0	1	0	1	1	1	.280
Diaz, J, SS	3	0	0	0	1	1	0	.215	Sogard, SS	2	0	1	0	3	0	0	.292
Hoffpauir, J, 2B	2	0	0	1	2	0	4	.294	Buck, T, DH	5	0	1	0	0	1	5	.307
Jacobs, 1B	3	0	0	1	2	1	1	.296	Baisley, 3B	4	0	1	0	0	1	3	.272
Lane, RF	3	1	0	0	2	1	3	.277	Brown, C, CF	4	1	2	1	0	0	0	.168
Mathews, LF	4	1	1	0	0	0	3	.332	Cardenas, 2B	4	0	1	0	0	1	2	.253
Emaus, 3B	3	0	1	2	1	1	0	.297	Taylor, M, RF	3	1	1	0	1	1	0	.264
Perales, CF	3	1	1	0	1	1	1	.257	Everidge, 1B	4	0	0	0	0	1	2	.247
Chavez, R, C	3	0	1	0	0	0	3	.211	Recker, C	4	0	2	0	0	1	0	.272
Richmond, P	0	0	0	0	0	0	0	.000	Cramer, P	0	0	0	0	0	0	0	.000
Roenicke, P	0	0	0	0	0	0	0	.000	Ramirez, E, P	0	0	0	0	0	0	0	.000
Vermilyea, P	0	0	0	0	0	0	0	.000	Benacka, P	0	0	0	0	0	0	0	.000
Accardo, P	0	0	0	0	0	0	0	.000	Lansford, P	0	0	0	0	0	0	0	.000
Totals	29	4	6	4	9	6	17	.294	Totals	34	2	10	1	5	7	13	.268

BATTING

2B: Mathews (23, Cramer), Mayorson (11, Ramirez, E).
TB: Mayorson 3; Mathews 2; Emaus; Perales; Chavez, R.
RBI: Emaus 2 (47), Hoffpauir, J (73), Jacobs (24).
2-out RBI: Jacobs.
Runners left in scoring position, 2 out: Mayorson; Chavez, R 2; Lane 2.
S: Diaz, J; Chavez, R.
SF: Hoffpauir, J.
GIDP: Mathews.
Team RISP: 2-for-8.
Team LOB: 10.

BASERUNNING

SB: Emaus (8, 2nd base off Cramer/Recker).
CS: Hoffpauir, J (3, 2nd base by Cramer/Recker).

FIELDING

Outfield assists: Perales (Cardenas at 2nd base).
DP: (Hoffpauir, J-Diaz, J-Jacobs).

BATTING

2B: Taylor, M (25, Roenicke), Recker 2 (15, Roenicke, Accardo).
HR: Brown, C (3, 7th inning off Roenicke, 0 on, 0 out).
TB: Wimberly; Sogard; Buck, T; Baisley; Brown, C 5; Cardenas; Taylor, M 2; Recker 4.
RBI: Brown, C (15).
Runners left in scoring position, 2 out: Baisley 2; Wimberly; Cardenas; Buck, T 2.
GIDP: Buck, T.
Team RISP: 1-for-8.
Team LOB: 10.

BASERUNNING

SB: Wimberly (51, 2nd base off Accardo/Chavez, R).
CS: Wimberly (18, 2nd base by Richmond/Chavez, R).

FIELDING

E: Everidge (4, missed catch).
PB: Recker (10).
DP: (Sogard-Cardenas-Everidge).

Las Vegas	IP	H	R	ER	BB	SO	HR	ERA	Sacramento	IP	H	R	ER	BB	SO	HR	ERA
Richmond (W, 1-0)	6.0	1	0	0	4	7	0	0.00	Cramer (L, 2-2)	5.2	4	2	2	6	6	0	1.82
Roenicke (H, 6)	1.0	4	2	2	0	0	1	3.70	Ramirez, E	2.1	1	1	1	0	0	0	3.54
Vermilyea (H, 1)	1.0	3	0	0	0	0	0	4.91	Benacka	0.2	1	1	1	3	0	0	3.92
Accardo (S, 24)	1.0	2	0	0	1	0	0	3.48	Lansford	0.1	0	0	0	0	0	0	5.06
Totals	9.0	10	2	2	5	7	1	6.17	Totals	9.0	6	4	4	9	6	0	4.20

WP: Richmond, Roenicke.

Pitches-strikes: Richmond 99-57, Roenicke 26-15, Vermilyea 18-13, Accardo 19-11, Cramer 107-58, Ramirez, E 26-19, Benacka 20-6, Lansford 1-1.

Groundouts-flyouts: Richmond 3-7, Roenicke 2-0, Vermilyea 3-0, Accardo 2-1, Cramer 6-4, Ramirez, E 4-3, Benacka 1-1, Lansford 1-0.

Batters faced: Richmond 22, Roenicke 6, Vermilyea 5, Accardo 6, Cramer 26, Ramirez, E 8, Benacka 6, Lansford 1.

Inherited runners-scored: Ramirez, E 2-0, Lansford 3-0.

Umpires: HP: Cory Blaser. 1B: John Tumpance. 2B: . 3B: Mark Buchanan.

Weather: 87 degrees, clear.

Wind: 8 mph, Varies.

T: 3:11.

Att: 10,528.

Choose a highlighted category to sort. NOTE: Rate stats do not use qualifiers.

		GI ---GAMES BY POSITION---																												
<u>BATTERS</u>		AVG	G	AB	R	H	2B	3B	HR	RBI	TB	BB	IBB	SO	SB	CS	OBP	SLG	OPS	SF	SAC	HBP	DP	1B	2B	3B	SS	OF	C	E
	Baisley, Jeff	.272	46	169	23	46	12	0	5	30	73	15	2	35	1	0	.354	.432	.786	1	0	7	8	13	0	32	0	0	0	2
*	Brown, Corey	.168	35	113	15	19	3	2	3	15	35	7	0	30	2	0	.217	.310	.526	0	1	0	0	0	0	0	0	34	0	2
*	Buck, Travis	.307	30	114	21	35	7	2	3	17	55	11	0	27	3	2	.376	.482	.858	4	1	4	3	0	0	0	0	22	0	0
*	Cardenas, Adrian	.253	52	190	27	48	8	1	1	17	61	14	2	27	2	1	.304	.321	.625	0	3	0	7	0	30	19	0	0	0	12
	Carter, Chris	.258	125	465	92	120	29	2	31	94	246	73	1	138	1	1	.365	.529	.894	5	0	8	8	96	0	0	0	28	0	12
	Donaldson, Josh	.234	84	286	51	67	12	1	18	67	135	43	2	77	3	1	.331	.472	.803	7	0	2	15	3	0	8	0	1	63	9
	Everidge, Tommy	.000	1	4	0	0	0	0	0	0	0	0	0	1	0	0	.000	.000	.000	0	0	0	0	1	0	0	0	0	0	1
T	Everidge, Tommy	.247	96	364	45	90	21	0	12	50	147	38	1	89	0	0	.321	.404	.725	3	0	3	8	26	0	1	0	0	0	4
	Heether, Adam	.228	49	145	27	33	8	0	1	13	44	31	0	33	5	2	.374	.303	.677	2	0	4	2	0	0	18	0	30	0	1
T	Heether, Adam	.237	99	329	57	78	15	1	10	41	125	54	1	68	7	3	.357	.380	.737	5	0	10	6	0	0	68	0	30	0	7
*	McPherson, Dallas	.267	84	318	49	85	17	2	22	75	172	31	3	101	1	0	.339	.541	.880	1	0	4	4	25	0	19	0	0	0	5
	Price, Jared	.157	18	51	2	8	2	0	1	6	13	2	0	19	0	0	.196	.255	.451	2	2	1	0	0	0	0	0	0	15	1
	Recker, Anthony	.272	74	228	29	62	15	2	9	37	108	22	1	57	0	1	.332	.474	.806	3	0	0	4	1	0	0	0	0	63	7
*	Sogard, Eric	.292	131	490	77	143	25	6	3	57	189	71	2	66	13	9	.384	.386	.770	2	1	4	7	0	94	14	19	0	0	13
	Taylor, Michael	.264	121	439	72	116	25	6	5	72	168	50	1	90	14	5	.345	.383	.727	2	0	5	21	0	0	0	0	114	0	9
*	Watson, Matt	.306	33	134	22	41	11	0	8	25	76	11	0	19	0	0	.363	.567	.930	0	0	1	4	0	0	0	0	21	0	2
#	Wimberly, Corey	.280	130	508	90	142	13	6	3	50	176	56	2	63	51	18	.370	.346	.716	2	12	18	11	0	11	13	30	85	0	16
	Other	.283	294	1034	179	293	61	7	36	158	476	129	5	228	28	8	.369	.460	.830	4	7	14	19							
	Team Total	.268	138	4694	777	1260	249	37	149	734	2030	566	21	1015	124	48	.354	.432	.786	35	27	72	113							131
<u>PITCHERS</u>		W	L	ERA	G	GS	CG	SHO	SV	SVO	IP	H	R	ER	HR	HB	BB	IBB	SO	BK	WP	GO/AO	DP	WHIP	AVG	AB	TBF	SF	GF	H
	Banwart, Travis	3	2	4.97	14	10	0	0	0	1	67.0	72	38	37	9	1	28	4	66	0	3	0.67	2	1.49	.271	266	298	2	0	
	Benacka, Michael	5	2	3.92	38	0	0	0	5	7	43.2	25	20	19	5	2	36	3	60	0	9	0.97	2	1.40	.170	147	192	3	18	
*	Blackley, Travis	2	1	2.23	13	4	0	0	0	0	32.1	28	8	8	2	2	19	0	31	1	0	0.60	0	1.45	.230	122	144	1	1	
*	Bowers, Cedrick	2	1	3.66	29	0	0	0	0	1	32.0	24	14	13	1	1	26	0	50	0	1	1.20	1	1.56	.203	118	146	0	7	
*	Cramer, Bobby	2	2	1.82	6	6	0	0	0	0	34.2	33	8	7	0	0	10	0	34	0	1	2.30	3	1.24	.246	134	144	0	0	
*	DiNardo, Lenny	2	5	3.52	9	9	1	0	0	0	46.0	56	27	18	5	3	14	1	28	0	1	1.56	8	1.52	.303	185	203	0	0	
	Giese, Dan	0	0	1.74	8	0	0	0	0	0	10.1	9	2	2	2	0	2	0	4	0	0	0.63	0	1.06	.225	40	42	0	1	
	Hernandez, Fernando	5	6	4.95	42	4	0	0	2	3	72.2	79	51	40	7	6	25	1	64	0	4	0.99	2	1.43	.271	292	330	3	16	
	Hunton, Jon	6	5	3.41	48	0	0	0	0	3	60.2	66	30	23	4	0	23	2	38	0	4	1.06	4	1.47	.275	240	268	3	12	
	Jennings, Jason	0	0	3.38	2	2	0	0	0	0	8.0	6	3	3	0	2	3	1	6	0	1	0.64	0	1.13	.194	31	36	0	0	
*	Kilby, Brad	0	0	5.54	12	0	0	0	0	0	13.0	18	8	8	0	1	6	0	18	0	0	0.43	0	1.85	.327	55	63	0	3	
	Lansford, Jared	1	2	5.06	14	0	0	0	0	0	16.0	19	10	9	0	1	4	0	15	0	1	1.06	2	1.44	.288	66	71	0	3	
	McBeth, Marcus	0	1	6.46	14	0	0	0	0	2	15.1	18	14	11	2	0	16	1	14	0	2	0.68	2	2.22	.290	62	80	2	5	
	Middleton, Kyle	6	8	3.77	23	14	0	0	1	1	102.2	97	56	43	10	3	48	1	69	0	4	0.92	13	1.41	.255	380	436	1	4	
	Mortensen, Clay	13	6	4.02	25	25	0	0	0	0	161.0	156	84	72	18	2	50	3	111	0	14	1.86	19	1.28	.257	606	668	5	0	
	Price, Jared	0	0	0.00	1	0	0	0	0	0	1.0	0	0	0	0	0	1	0	1	0	0	1.00	0	1.00	.000	3	4	0	1	
	Ramirez, Edwar	3	4	3.54	35	0	0	0	0	1	48.1	46	23	19	5	0	22	3	35	0	5	0.65	1	1.41	.253	182	211	3	8	
	Ross, Tyson	2	1	3.55	6	6	0	0	0	0	25.1	22	10	10	1	4	13	0	30	0	1	4.25	5	1.38	.253	87	106	0	0	
	Tomko, Brett	1	0	6.88	4	4	0	0	0	0	17.0	25	13	13	2	1	8	1	8	0	0	0.95	0	1.94	.357	70	79	0	0	
	Other	16	13	4.80	124	40	0	0	19	23	303.2	306	193	162	26	17	150	7	280	3	19	0.83	14	1.50	.262	1166	1356	16	44	
	Team Total	75	63	4.20	138	138	1	5	34	52	1224.2	1234	681	572	112	50	540	33	1040	4	73	1.09	92	1.45	.263	4700	5374	43	137	

KEY: * - lefthanded hitter/pitcher, # - switch hitter

San Antonio Missions (64-70) 8, Midland RockHounds (67-67) 3
August 31, 2010

	1	2	3	4	5	6	7	8	9	R	H	E
Midland	0	0	0	0	0	1	0	2	0	3	6	1
San Antonio	2	0	0	0	2	1	3	0	x	8	7	0

Midland	AB	R	H	RBI	BB	SO	LOB	AVG	San Antonio	AB	R	H	RBI	BB	SO	LOB	AVG
Weeks, 2B	3	1	0	0	2	0	1	.266	Tekotte, CF	3	1	0	1	1	2	3	.265
Gilbert, CF	4	1	1	0	0	1	2	.247	Zawadzki, SS	3	1	0	0	2	2	3	.207
Peterson, S, 1B	2	1	1	1	2	0	1	.275	Forsythe, 2B	3	1	0	1	1	1	2	.248
Majewski, V, RF	4	0	1	0	0	2	4	.255	Clark, DH	2	1	2	1	2	0	0	.266
Valdez, A, 3B	4	0	1	1	0	0	5	.265	Darnell, 3B	4	1	3	2	1	0	2	.266
Horton, SS	3	0	0	0	1	1	1	.282	Martinez, Lu, C	4	0	1	1	1	0	6	.293
Mitchell, J, LF	4	0	1	0	0	1	2	.235	Cooper, C, LF	3	1	0	0	2	0	5	.206
Sulentic, DH	4	0	1	0	0	2	1	.270	Collins, 1B	4	1	1	0	1	0	3	.265
Paramore, C	4	0	0	0	0	2	2	.259	Parrino, RF	2	1	0	0	3	1	2	.248
Capra, P	0	0	0	0	0	0	0	.000	Davis, E, P	0	0	0	0	0	0	0	.250
Gordon, P	0	0	0	0	0	0	0	.000	Hynes, P	0	0	0	0	0	0	0	.000
Friend, P	0	0	0	0	0	0	0	.000	Italiano, P	0	0	0	0	0	0	0	.000
Daley, P	0	0	0	0	0	0	0	.273	Buschmann, P	0	0	0	0	0	0	0	.200
Sewell, P	0	0	0	0	0	0	0	.000	Totals	28	8	7	6	14	6	26	.246
Totals	32	3	6	2	5	9	19	.265									

BATTING

2B: Gilbert (31, Davis, E), Mitchell, J (2, Hynes).
 TB: Gilbert 2; Peterson, S; Majewski, V; Valdez, A; Mitchell, J 2;
 Sulentic.
 RBI: Valdez, A (72), Peterson, S (59).
 2-out RBI: Valdez, A.
 Runners left in scoring position, 2 out: Valdez, A; Mitchell, J;
 Paramore; Horton.
 Team RISP: 2-for-13.
 Team LOB: 7.

BASERUNNING

SB: Peterson, S (11, 2nd base off Davis, E/Martinez, Lu), Weeks 2 (11,
 2nd base off Davis, E/Martinez, Lu, 3rd base off Davis, E/Martinez, Lu).

FIELDING

E: Weeks (8, fielding).
 Pickoffs: Gordon (Parrino at 1st base), Friend (Clark at 1st base).

BATTING

TB: Clark 2; Darnell 3; Martinez, Lu; Collins.
 RBI: Darnell 2 (47), Martinez, Lu (31), Tekotte (37), Forsythe (36), Clark
 (88).
 2-out RBI: Martinez, Lu; Darnell.
 Runners left in scoring position, 2 out: Cooper, C; Collins 2; Tekotte
 2; Martinez, Lu 2.
 SF: Tekotte; Clark.
 Team RISP: 2-for-10.
 Team LOB: 13.

BASERUNNING

CS: Parrino (2, 2nd base by Gordon/Paramore).
 PO: Parrino (1st base by Gordon), Clark (1st base by Friend).

FIELDING

Outfield assists: Cooper, C (Valdez, A at 2nd base).

Midland	IP	H	R	ER	BB	SO	HR	ERA	San Antonio	IP	H	R	ER	BB	SO	HR	ERA
Capra (L, 6-12)	3.0	2	2	0	5	3	0	4.10	Davis, E (W, 3-0)	6.0	2	1	1	4	5	0	3.45
Gordon	1.1	2	2	2	2	0	0	5.72	Hynes	1.0	1	0	0	0	1	0	1.27
Friend	1.2	2	1	1	2	3	0	3.98	Italiano	1.0	2	2	2	1	1	0	2.58
Daley	0.1	1	3	3	4	0	0	6.98	Buschmann	1.0	1	0	0	0	2	0	3.51
Sewell	1.2	0	0	0	1	0	0	3.95	Totals	9.0	6	3	3	5	9	0	3.37
Totals	8.0	7	8	6	14	6	0	4.16									

Capra pitched to 1 batter in the 4th.

WP: Capra, Friend 2, Italiano 2.

IBB: Cooper, C (by Gordon), Zawadzki (by Daley).

HBP: Forsythe (by Capra).

Pitches-strikes: Capra 86-50, Gordon 33-15, Friend 34-18, Daley 26-9, Sewell 23-15, Davis, E 102-58, Hynes 19-12, Italiano 23-14, Buschmann 9-8.

Groundouts-flyouts: Capra 3-2, Gordon 1-2, Friend 1-0, Daley 0-1, Sewell 0-5, Davis, E 4-8, Hynes 1-1, Italiano 2-0, Buschmann 0-0.

Batters faced: Capra 18, Gordon 7, Friend 8, Daley 6, Sewell 6, Davis, E 23, Hynes 4, Italiano 6, Buschmann 4.

Inherited runners-scored: Gordon 1-0, Friend 3-2, Sewell 3-1.

Umpires: HP: Stu Scheurwater. 1B: Kelvin Bultron. 2B: . 3B: Brett Robson.

Weather: 99 degrees, partly cloudy.

Wind: 12 mph, In from CF.

T: 3:12.

Att: 2,321.

Choose a highlighted category to sort. NOTE: Rate stats do not use qualifiers.

		GI ---GAMES BY POSITION---																											
BATTERS	AVG	G	AB	R	H	2B	3B	HR	RBI	TB	BB	IBB	SO	SB	CS	OBP	SLG	OPS	SF	SAC	HBP	DP	1B	2B	3B	SS	OF	C	E
Gilbert, Archie	.247	112	429	63	106	31	1	11	54	172	50	0	64	27	11	.333	.401	.734	4	1	7	11	0	0	0	0	100	0	2
* Holt, J.C.	.228	47	193	26	44	3	1	2	19	55	10	0	43	9	0	.267	.285	.552	2	3	1	9	0	32	0	0	5	0	8
* Horton, Josh	.283	102	400	56	113	18	3	3	51	146	38	1	48	4	3	.348	.365	.713	4	0	4	11	0	0	0	100	0	0	13
* Majewski, Val	.255	75	278	36	71	16	0	9	47	114	37	1	68	4	2	.342	.410	.752	3	0	1	11	6	0	0	0	55	0	0
* Mitchell, Jermaine	.235	31	98	12	23	2	3	0	8	31	15	0	32	2	6	.339	.316	.655	1	0	1	1	0	0	0	0	21	0	3
Ortiz, Gabriel	.223	33	112	11	25	5	0	1	12	33	5	0	31	1	1	.261	.295	.555	1	0	1	6	1	0	0	0	0	33	4
Paramore, Petey	.259	60	189	18	49	8	0	3	18	66	30	1	52	0	0	.367	.349	.716	0	0	2	6	0	0	0	0	0	60	2
* Peterson, Shane	.275	122	437	59	120	24	3	5	59	165	53	1	105	11	2	.361	.378	.739	8	0	11	9	59	0	0	0	51	0	3
* Sulentic, Matthew	.270	117	418	52	113	18	3	1	42	140	48	1	106	11	5	.346	.335	.681	3	3	2	11	0	0	0	0	91	0	3
# Valdez, Alex	.265	128	501	79	133	27	7	12	72	210	39	4	118	10	1	.324	.419	.743	2	1	5	10	0	21	90	6	0	0	19
# Weeks, Jermile	.266	63	256	41	68	14	5	3	29	101	28	0	33	11	6	.338	.395	.732	6	1	3	5	0	60	0	0	0	0	8
Other	.274	336	1202	170	329	67	12	23	160	489	155	8	286	33	11	.359	.407	.766	18	1	15	30							
Team Total	.265	134	4513	623	1194	233	38	73	571	1722	508	17	986	123	48	.342	.382	.724	52	10	53	120							112
PITCHERS		W	L	ERA	G	GS	CG	SHO	SV	SVO	IP	H	R	ER	HR	HB	BB	IBB	SO	BK	WP	GO/AO	DP	WHIP	AVG	AB	TBF	SF	GF
* Capra, Anthony	6	12	4.10	27	27	0	0	0	0	0	125.0	114	65	57	9	6	85	0	114	0	13	0.99	10	1.59	.247	461	566	4	0
Daley, Garv	0	0	81.00	1	0	0	0	0	0	0	0.1	1	3	3	0	0	4	1	0	0	0	0.00	0	15.00	1.000	1	6	1	0
T Daley, Garv	3	11	6.98	21	18	0	0	0	0	0	89.0	118	84	69	10	18	57	3	62	0	6	2.33	11	1.97	.324	364	447	5	0
De Los Santos, Fautino	1	5	7.06	22	0	0	0	0	1	1	29.1	29	25	23	1	2	15	1	46	0	5	1.41	0	1.50	.252	115	134	0	9
* Edell, Ryan	9	4	3.19	20	19	0	0	0	0	0	118.1	133	45	42	5	3	19	0	82	0	4	1.40	14	1.28	.284	469	494	0	0
* Figueroa, Pedro	1	6	5.30	13	13	0	0	0	0	0	71.1	84	45	42	6	2	29	1	57	5	4	1.39	3	1.58	.295	285	319	2	0
Friend, Justin	2	3	3.98	34	1	0	0	0	2	2	52.0	63	29	23	1	1	33	1	48	1	7	1.38	3	1.85	.306	206	245	2	6
Godfrey, Graham	0	1	5.68	4	3	0	0	0	0	0	12.2	20	9	8	0	1	6	1	7	0	1	1.33	1	2.05	.370	54	62	0	0
* Gordon, Derrick	2	2	5.72	38	0	0	0	1	2	2	67.2	65	48	43	7	3	34	3	59	0	8	0.89	3	1.46	.254	256	301	4	7
* Hernandez, Carlos	9	3	4.45	25	24	0	0	0	0	0	123.1	141	64	61	5	3	47	0	90	0	3	1.48	11	1.52	.290	486	545	6	1
Holt, J.C.	1	0	15.43	2	0	0	0	0	0	0	2.1	4	4	4	0	0	2	0	0	0	0	1.33	0	2.57	.333	12	14	0	0
Leon, Arnold	0	0	6.23	3	0	0	0	0	0	0	4.1	6	3	3	1	0	3	0	1	0	2	1.20	0	2.08	.333	18	22	0	0
Lyman, Jeff	0	4	8.58	10	8	0	0	0	0	0	28.1	40	28	27	5	0	15	1	25	0	9	1.11	2	1.94	.331	121	138	0	0
* Majewski, Val	0	0	0.00	1	0	0	0	1	1	1	1.0	1	0	0	0	0	0	0	1	0	0	0.00	0	1.00	.250	4	4	0	1
Ortiz, Gabriel	0	0	0.00	2	0	0	0	0	0	0	1.2	0	0	0	0	0	3	0	0	0	0	0.25	0	1.80	.000	5	8	0	2
Sattler, Daniel	1	2	4.43	30	0	0	0	1	1	1	42.2	42	21	21	4	5	19	2	37	0	3	1.46	1	1.43	.259	162	190	0	11
* Sewell, Lance	0	0	3.95	11	0	0	0	0	1	1	13.2	15	7	6	0	0	3	0	9	0	2	0.33	0	1.32	.283	53	59	3	8
Souza, Justin	2	2	3.38	28	0	0	0	6	6	6	40.0	35	17	15	1	0	20	2	38	0	3	0.57	3	1.38	.230	152	174	1	11
Storey, Mickey	5	3	3.23	41	1	0	0	7	10	10	69.2	56	30	25	5	3	20	2	62	1	5	0.99	3	1.09	.220	255	286	6	22
Wagner, Neil	5	2	4.00	30	0	0	0	0	4	4	45.0	53	25	20	1	0	25	4	41	0	3	1.57	6	1.73	.291	182	208	0	6
Wright, Matt	7	2	3.11	14	14	0	0	0	0	0	72.1	77	30	25	8	2	12	0	43	1	2	1.01	4	1.23	.267	288	305	2	0
Other	16	16	3.40	116	24	0	0	20	25	25	262.0	244	123	99	15	10	114	5	188	0	25	1.44	30	1.37	.248	984	1125	10	50
Team Total	67	67	4.16	134	134	0	4	36	53	53	1183.0	1223	621	547	74	41	508	24	948	8	99	1.21	94	1.46	.268	4569	5205	41	134

KEY: * - lefthanded hitter/pitcher, # - switch hitter

Stockton Ports (71-63) 8, Modesto Nuts (67-67) 7
August 31, 2010

	1	2	3	4	5	6	7	8	9	R	H	E
Stockton	4	2	0	0	1	0	0	0	1	8	12	3
Modesto	1	0	0	0	0	1	5	0	0	7	10	1

Stockton	AB	R	H	RBI	BB	SO	LOB	AVG
Thomas, Dav, CF	5	2	3	0	0	0	1	.248
Green, SS	0	1	0	0	0	0	0	.315
a-Pinckney, PH-SS	3	0	0	0	1	0	0	.255
Parker, S, 3B	5	1	3	3	0	0	2	.294
Spina, 1B	3	2	2	1	1	0	0	.253
Barfield, RF	5	0	1	1	0	1	6	.268
Carter, Y, C	5	0	0	0	0	3	5	.265
Johnson, T, LF	5	1	2	1	0	1	0	.204
Ladendorf, 2B	5	0	1	1	0	2	2	.274
Walton, DH	4	1	0	0	1	1	3	.258
Krol, P	0	0	0	0	0	0	0	.000
Hart, P	0	0	0	0	0	0	0	.000
Huttenlocker, P	0	0	0	0	0	0	0	.000
Smyth, P	0	0	0	0	0	0	0	.000
Totals	40	8	12	7	3	8	19	.267

Modesto	AB	R	H	RBI	BB	SO	LOB	AVG
Wetzel, SS	4	2	2	0	1	2	1	.275
Wheeler, T, CF	4	2	2	0	1	0	1	.243
Zuanich, DH	4	1	2	1	0	0	1	.320
Paulsen, 1B	4	1	1	1	1	1	3	.307
1-Robinson, PR	0	0	0	0	0	0	0	.225
Sanders, J, 2B	5	0	0	0	0	3	7	.200
Peisel, 3B	4	0	2	3	0	0	0	.262
Christensen, LF	3	0	0	0	0	3	2	.192
a-Cesario, PH-LF	1	0	0	0	0	0	1	.311
Garneau, C	4	1	0	0	0	1	0	.190
Laurent, RF	4	0	1	0	0	1	1	.333
Frazier, P	0	0	0	0	0	0	0	.000
Dodson, P	0	0	0	0	0	0	0	.000
Weathers, P	0	0	0	0	0	0	0	.000
Yacko, P	0	0	0	0	0	0	0	.000
Totals	37	7	10	5	3	11	17	.267

a-Reached on error for Green in the 2nd.

BATTING

2B: Spina 2 (25, Frazier, Yacko), Johnson, T (12, Dodson), Ladendorf (29, Dodson), Thomas, Dav (14, Weathers).

TB: Thomas, Dav 4; Parker, S 3; Spina 4; Barfield; Johnson, T 3; Ladendorf 2.

RBI: Parker, S 3 (92), Spina (87), Barfield (81), Ladendorf (41), Johnson, T (33).

Runners left in scoring position, 2 out: Carter, Y 2; Barfield; Thomas, Dav; Parker, S 2; Walton.

Team RISP: 6-for-17.

Team LOB: 10.

FIELDING

E: Spina (16, throw), Parker, S (31, fielding), Barfield (10, throw).

Pickoffs: Krol (Wetzel at 1st base).

a-Grounded out for Christensen in the 7th.

1-Ran for Paulsen in the 9th.

BATTING

2B: Laurent (2, Krol), Peisel (16, Huttenlocker), Paulsen (27, Smyth).

TB: Wetzel 2; Wheeler, T 2; Zuanich 2; Paulsen 2; Peisel 3; Laurent 2.

RBI: Peisel 3 (34), Zuanich (25), Paulsen (77).

2-out RBI: Peisel 3.

Runners left in scoring position, 2 out: Sanders, J 2; Wetzel; Christensen; Cesario.

Team RISP: 4-for-13.

Team LOB: 7.

BASERUNNING

SB: Wetzel (18, 2nd base off Krol/Carter, Y).

CS: Wetzel (11, 2nd base by Krol/Carter, Y).

PO: Wetzel (1st base by Krol).

FIELDING

E: Peisel (19, fielding).

PB: Garneau (2).

Stockton	IP	H	R	ER	BB	SO	HR	ERA
Krol	5.0	3	1	1	2	6	0	3.07
Hart	1.1	5	5	2	0	3	0	3.27
Huttenlocker (BS, 2)(W, 1-0)	1.2	1	1	0	1	2	0	5.68
Smyth (S, 28)	1.0	1	0	0	0	0	0	2.48
Totals	9.0	10	7	3	3	11	0	4.50

Modesto	IP	H	R	ER	BB	SO	HR	ERA
Frazier	4.0	6	6	6	2	2	0	4.83
Dodson	3.0	2	1	1	0	2	0	4.83
Weathers	1.0	1	0	0	1	1	0	7.13
Yacko (L, 6-5)	1.0	3	1	1	0	3	0	3.55
Totals	9.0	12	8	8	3	8	0	4.60

WP: Weathers.

HBP: Zuanich (by Hart), Green (by Frazier), Spina (by Frazier).

Groundouts-flyouts: Krol 3-5, Hart 0-1, Huttenlocker 2-1, Smyth 2-1, Frazier 4-6, Dodson 3-3, Weathers 0-1, Yacko 0-0.

Batters faced: Krol 19, Hart 11, Huttenlocker 7, Smyth 4, Frazier 23, Dodson 11, Weathers 5, Yacko 6.

Inherited runners-scored: Huttenlocker 3-3.

Umpires: HP: Tom Woodring. 1B: Greg Stanzak. 2B: . 3B: .

Weather: 87 degrees, clear.

Wind: 10 mph, Out to CF.

T: 3:19.

Att: 1,602.

Choose a highlighted category to sort. NOTE: Rate stats do not use qualifiers.

	GI ---GAMES BY POSITION---																													
	BATTERS	AVG	G	AB	R	H	2B	3B	HR	RBI	TB	BB	IBB	SO	SB	CS	OBP	SLG	OPS	SF	SAC	HBP	DP	1B	2B	3B	SS	OF	C	E
Barfield, Jeremy	.268	130	485	68	130	20	1	14	81	194	50	1	88	1	1	.337	.400	.737	11	1	6	21	0	0	0	0	128	0	10	
Carter, Yusuf	.265	43	162	30	43	11	0	12	36	90	12	0	45	1	0	.318	.556	.874	1	0	1	4	1	0	0	0	1	33	2	
Green, Grant	.315	126	524	96	165	37	6	19	83	271	36	2	113	9	5	.360	.517	.878	10	3	7	14	0	1	0	110	0	0	36	
* Johnson, Todd	.204	77	284	35	58	12	3	5	33	91	25	1	63	5	4	.268	.320	.589	3	0	1	9	0	0	0	0	57	0	1	
Ladendorf, Tyler	.274	120	456	58	125	29	4	5	41	177	32	0	103	20	4	.324	.388	.712	3	4	3	12	0	91	1	21	8	0	19	
* Napoleon, Dusty	.000	8	17	0	0	0	0	0	1	0	8	0	8	0	0	.346	.000	.346	0	0	1	2	4	0	0	0	0	2	0	
Ortiz, Ryan	.277	58	188	35	52	12	1	8	35	90	36	0	47	1	0	.394	.479	.873	1	1	1	3	2	0	0	0	0	54	8	
* Parker, Stephen	.294	133	500	96	147	35	5	20	92	252	79	2	99	3	1	.390	.504	.894	12	0	7	13	3	1	124	0	0	0	31	
Pinckney, Brandon	.255	18	51	5	13	2	0	1	6	18	8	0	7	0	0	.350	.353	.703	1	3	0	0	0	11	4	1	0	0	2	
Spina, Michael	.253	129	494	70	125	25	1	22	87	218	58	0	137	1	0	.345	.441	.786	3	0	13	10	113	2	4	0	0	0	16	
# Thomas, David	.248	61	206	39	51	14	4	2	30	79	20	0	41	6	5	.342	.383	.725	1	5	10	3	0	0	0	0	54	0	3	
Walton, Kent	.258	36	120	15	31	6	0	1	12	40	11	0	29	4	1	.318	.333	.652	1	1	0	1	0	0	0	0	19	0	0	
Other	.258	309	1072	165	277	56	12	24	123	429	157	2	280	34	26	.358	.400	.759	7	4	14	16								
Team Total	.267	134	4562	712	1217	259	37	133	660	1949	533	8	1061	85	47	.348	.427	.775	54	22	64	108								178

	PITCHERS																											
	W	L	ERA	G	GS	CG	SHO	SV	SVO	IP	H	R	ER	HR	HB	BB	IBB	SO	BK	WP	GO/AO	DP	WHIP	AVG	AB	TBF	SF	GF
* Barham, Trey	3	2	2.34	57	0	0	0	1	6	65.1	62	26	17	3	2	19	2	53	0	2	2.02	5	1.24	.251	247	273	3	11
Carignan, Andrew	2	3	6.90	28	0	0	0	0	2	30.0	28	31	23	2	4	33	0	39	0	7	2.27	3	2.03	.243	115	153	0	9
Deal, Scott	2	4	3.38	37	1	0	0	1	2	64.0	58	29	24	6	9	20	2	43	2	7	1.36	8	1.22	.240	242	274	1	9
Hart, Mike	2	0	3.27	7	0	0	0	1	1	11.0	10	7	4	0	2	5	0	11	0	0	0.38	1	1.36	.233	43	50	0	1
Haviland, Shawn	9	6	3.62	26	26	0	0	0	0	144.1	149	74	58	14	17	39	0	159	1	12	0.78	10	1.30	.266	560	622	4	0
Hodsdon, Scott	2	3	6.49	43	0	0	0	2	3	68.0	86	67	49	3	5	32	2	52	1	5	2.02	12	1.74	.307	280	324	3	12
* Hornbeck, Ben	7	3	4.44	18	18	0	0	0	0	93.1	113	62	46	18	7	41	0	112	1	16	1.40	9	1.65	.300	377	433	4	0
Hunter, Brett	2	1	6.51	25	0	0	0	0	1	27.2	32	21	20	4	0	25	1	44	1	5	0.85	3	2.06	.294	109	137	2	6
* Huttenlocker, Anthony	1	0	5.68	5	0	0	0	0	2	6.1	9	6	4	0	1	1	0	6	1	0	1.17	0	1.58	.321	28	30	0	1
* Krol, Ian	1	0	3.07	3	3	0	0	0	0	14.2	11	6	5	2	1	7	0	15	0	0	1.00	0	1.23	.212	52	61	0	0
* Marks, Justin	3	1	4.15	4	3	0	0	0	0	17.1	15	11	8	2	0	7	0	14	0	3	1.40	0	1.27	.242	62	73	1	0
Murray, Justin	10	4	3.48	25	17	1	0	1	2	113.2	123	51	44	10	1	52	1	82	0	8	1.03	9	1.54	.276	446	506	3	1
Pina, Jose	2	3	5.13	29	1	0	0	1	2	47.1	47	29	27	8	6	17	0	42	0	6	1.07	4	1.35	.266	177	206	4	7
Pinckney, Brandon	0	0	10.80	2	0	0	0	0	0	1.2	3	2	2	1	0	0	0	0	0	0	4.00	2	1.80	.500	6	6	0	2
Smyth, Paul	3	5	2.48	56	0	0	0	28	37	76.1	61	30	21	3	4	21	4	93	0	5	1.51	2	1.07	.214	285	315	0	44
Thomas, Daniel	0	0	8.71	9	0	0	0	1	2	10.1	7	11	10	0	2	13	1	13	0	3	0.78	0	1.94	.189	37	52	0	4
* Williamson, Fabian	4	1	4.24	11	11	0	0	0	0	51.0	55	27	24	6	3	36	0	44	0	3	1.20	8	1.78	.289	190	235	3	0
Other	18	27	5.46	118	54	0	0	3	4	346.1	394	227	210	46	20	124	2	302	0	25	0.89	20	1.50	.285	1384	1555	17	26
Team Total	71	63	4.50	134	134	1	2	39	64	1188.2	1263	717	594	128	84	492	15	1124	7	107	1.12	96	1.48	.272	4640	5305	45	133

KEY: * - lefthanded hitter/pitcher, # - switch hitter

Wisconsin Timber Rattlers (57-75) 16, Kane County Cougars (66-66) 4
August 31, 2010

	1	2	3	4	5	6	7	8	9	R	H	E
Kane County	0	0	0	0	4	0	0	0	0	4	10	3
Wisconsin	0	6	0	0	3	3	0	4	x	16	15	2

Kane County	AB	R	H	RBI	BB	SO	LOB	AVG
Crumbliss, 2B	3	0	1	0	2	1	2	.269
House, CF	4	0	1	1	0	1	4	.249
Aliotti, A, 1B	4	1	1	0	1	1	2	.276
Gil, 3B	4	1	2	2	0	2	2	.254
LeVier, RF	3	0	0	0	1	1	2	.324
Dixon, Ra, LF	4	0	2	0	0	1	1	.271
Christian, DH	4	0	1	0	0	1	2	.276
Stassi, C	4	1	1	0	0	1	3	.228
Gilmartin, SS	4	1	1	0	0	2	1	.245
Larsen, P	0	0	0	0	0	0	0	.000
Smalley, P	0	0	0	0	0	0	0	.000
Peterson, P	0	0	0	0	0	0	0	.000
Hoehn, P	0	0	0	0	0	0	0	.000
Doolittle, P	0	0	0	0	0	0	0	.000
Totals	34	4	10	3	4	11	19	.254

Wisconsin	AB	R	H	RBI	BB	SO	LOB	AVG
Dykstra, C, 3B	5	1	3	3	1	0	1	.314
Davis, Ke, RF	6	1	1	2	0	1	5	.336
Morris, 1B	5	0	1	0	0	1	0	.256
Davis, Kh, LF	2	3	1	1	3	1	0	.279
Dennis, DH	3	4	2	2	2	1	2	.269
Richardson, CF	4	2	2	2	1	1	1	.243
Garfield, C	3	2	1	1	0	1	1	.244
Paciorek, 2B	4	2	1	4	1	1	2	.220
Marseco, SS	4	1	3	1	1	0	1	.215
Odorizzi, P	0	0	0	0	0	0	0	.000
Rosario, A, P	0	0	0	0	0	0	0	.000
Almonte, R, P	0	0	0	0	0	0	0	.000
Totals	36	16	15	16	9	7	13	.256

BATTING

2B: Christian (12, Rosario, A).
3B: Gil (6, Odorizzi).
TB: Crumbliss; House; Aliotti, A; Gil 4; Dixon, Ra 2; Christian 2; Stassi; Gilmartin.
RBI: House (28), Gil 2 (71).
2-out RBI: Gil 2.
Runners left in scoring position, 2 out: LeVier; Gil; House; Aliotti, A.
SF: House.
GIDP: Stassi.
Team RISP: 1-for-10.
Team LOB: 8.

FIELDING

E: House (8, fielding), Stassi (13, throw), LeVier (3, fielding).
DP: 3 (Gilmartin-Crumbliss-Aliotti, A, Crumbliss-Aliotti, A, Gilmartin-Aliotti, A).

BATTING

2B: Dennis (34, Peterson), Richardson (28, Peterson), Paciorek (5, Hoehn).
HR: Dennis (16, 2nd inning off Larsen, 1 on, 0 out), Davis, Ke (3, 2nd inning off Larsen, 1 on, 2 out), Davis, Kh (21, 5th inning off Smalley, 0 on, 0 out).
TB: Dykstra, C 3; Davis, Ke 4; Morris; Davis, Kh 4; Dennis 6; Richardson 3; Garfield; Paciorek 2; Marseco 3.
RBI: Dennis 2 (83), Paciorek 4 (10), Dykstra, C 3 (39), Davis, Ke 2 (43), Davis, Kh (70), Richardson 2 (49), Garfield (45), Marseco (44).
2-out RBI: Dykstra, C 3; Davis, Ke 2; Paciorek 3; Marseco.
Runners left in scoring position, 2 out: Dennis; Marseco; Davis, Ke 2.
SF: Garfield.
GIDP: Paciorek; Dykstra, C.
Team RISP: 6-for-12.
Team LOB: 7.

BASERUNNING

SB: Marseco (10, 2nd base off Larsen/Stassi), Morris (6, 2nd base off Larsen/Stassi), Dennis (10, 2nd base off Smalley/Stassi).

FIELDING

E: Marseco (10, throw), Dykstra, C (19, pickoff).
DP: 2 (Marseco-Morris, Odorizzi-Dykstra, C).

Kane County	IP	H	R	ER	BB	SO	HR	ERA
Larsen (L, 0-1)	1.2	5	6	2	2	1	2	10.80
Smalley	3.0	3	2	2	2	2	1	6.00
Peterson	1.1	3	4	3	3	3	0	3.88
Hoehn	1.2	2	4	4	2	1	0	3.84
Doolittle	0.1	2	0	0	0	0	0	4.43
Totals	8.0	15	16	11	9	7	3	3.95

Wisconsin	IP	H	R	ER	BB	SO	HR	ERA
Odorizzi	4.2	7	4	3	3	5	0	3.43
Rosario, A (W, 4-0)	2.1	1	0	0	1	5	0	4.03
Almonte, R	2.0	2	0	0	0	1	0	3.38
Totals	9.0	10	4	3	4	11	0	4.81

WP: Rosario, A.

HBP: Garfield (by Hoehn).

Groundouts-flyouts: Larsen 3-1, Smalley 2-3, Peterson 0-1, Hoehn 3-1, Doolittle 1-0, Odorizzi 4-4, Rosario, A 2-0, Almonte, R 3-2.

Batters faced: Larsen 13, Smalley 12, Peterson 10, Hoehn 9, Doolittle 3, Odorizzi 23, Rosario, A 9, Almonte, R 7.

Inherited runners-scored: Smalley 2-0, Peterson 1-1, Doolittle 1-1, Rosario, A 1-0.

Umpires: HP: Alberto Ruiz. 1B: Rich Gonzales. 2B: . 3B: .

Weather: 74 degrees, cloudy.

Wind: 12 mph, Out to CF.

T: 3:24.

Att: 3,926.

Choose a highlighted category to sort. NOTE: Rate stats do not use qualifiers.

		GI ---GAMES BY POSITION---																												
BATTERS	AVG	G	AB	R	H	2B	3B	HR	RBI	TB	BB	IBB	SO	SB	CS	OBP	SLG	OPS	SF	SAC	HBP	DP	1B	2B	3B	SS	OF	C	E	
* Aliotti, Anthony	.276	127	457	72	126	29	1	5	72	172	87	1	131	14	3	.394	.376	.771	7	3	7	7	120	0	0	0	0	0	11	
* Christian, Jason	.276	53	196	28	54	12	2	3	29	79	14	2	50	11	2	.322	.403	.725	3	1	1	2	0	2	26	13	0	0	8	
* Crisotomo, Jose	.250	43	156	19	39	3	2	0	23	46	10	0	17	6	4	.295	.295	.590	0	7	0	2	0	0	0	0	39	0	2	
* Crumbless, Conner	.269	128	472	92	127	28	2	5	55	174	120	0	89	24	8	.418	.369	.787	6	5	5	6	0	114	0	0	12	0	11	
Dixon, Rashun	.271	113	421	64	114	17	3	7	51	158	57	0	126	9	7	.371	.375	.746	2	0	11	6	0	0	0	0	103	0	3	
Gil, Leonardo	.254	111	413	60	105	25	6	12	71	178	25	0	101	4	2	.298	.431	.729	10	2	5	13	2	0	94	6	0	0	16	
# Gilmartin, Michael	.245	116	413	40	101	30	4	5	53	154	46	0	117	14	5	.328	.373	.701	4	7	7	8	0	0	0	114	0	0	24	
House, Tyreace	.249	116	410	81	102	9	3	1	28	120	92	0	85	35	13	.397	.293	.690	3	7	11	8	0	0	0	0	105	0	8	
* LeVier, Mitch	.324	19	74	14	24	5	1	2	17	37	6	0	21	1	0	.375	.500	.875	0	0	0	0	0	0	0	0	11	0	3	
Nunez, Juan	.169	43	148	11	25	3	0	1	14	31	6	0	50	0	1	.205	.209	.415	1	2	1	1	0	0	0	0	0	42	9	
Richard, Myrio	.281	97	356	47	100	27	2	2	33	137	38	0	57	11	7	.358	.385	.742	1	2	5	7	0	0	0	0	82	0	6	
Stassi, Max	.228	105	394	52	90	20	1	13	50	151	44	1	137	3	3	.312	.383	.695	3	1	5	12	0	0	0	0	0	90	13	
Other	.225	156	551	58	124	30	2	6	70	176	43	0	166	9	5	.288	.319	.608	5	4	8	15								
Team Total	.254	132	4461	638	1131	238	29	62	566	1613	588	4	1147	141	60	.346	.362	.708	45	41	66	87							159	
		W	L	ERA	G	GS	CG	SHO	SV	SVO	IP	H	R	ER	HR	HB	BB	IBB	SO	BK	WP	GO/AO	DP	WHIP	AVG	AB	TBF	SF	GF	HLD
Doolittle, Ryan	0	0	4.43	17	0	0	0	2	4	22.1	33	11	11	3	2	1	1	19	0	1	2.43	4	1.52	.344	96	100	0	10	3	
Gil, Leonardo	0	1	13.50	1	0	0	0	0	0	0.2	0	1	1	0	0	4	0	1	0	0	0.00	0	6.00	.000	2	6	0	1	0	
Gilliam, Robert	6	6	3.99	22	18	0	0	0	0	108.1	104	53	48	7	7	35	0	97	2	10	0.70	6	1.28	.256	406	460	9	0	0	
Guzman, Jose	4	2	3.49	43	0	0	0	17	19	49.0	44	23	19	3	2	14	0	48	1	6	1.02	2	1.18	.238	185	205	2	37	1	
Hoehn, Connor	7	4	3.84	43	0	0	0	1	3	86.2	67	40	37	6	7	39	1	100	0	9	1.08	3	1.22	.213	314	369	2	8	8	
Joseph, Jonathan	2	5	3.12	13	8	0	0	0	0	49.0	45	24	17	1	4	24	1	50	1	10	0.88	6	1.41	.243	185	216	3	1	2	
Lansford, Josh	1	2	4.47	38	0	0	0	1	3	46.1	52	29	23	5	3	16	0	53	2	5	0.65	1	1.47	.281	185	206	2	17	2	
* Larsen, Aaron	0	1	10.80	1	1	0	0	0	0	1.2	5	6	2	2	0	2	0	1	0	0	3.00	0	4.20	.455	11	13	0	0	0	
Macias, Jose	0	1	6.43	2	2	0	0	0	0	7.0	10	5	5	0	0	3	0	4	0	0	1.67	1	1.86	.345	29	33	0	0	0	
Mederos, Chris	6	5	3.34	14	12	0	0	0	0	64.2	55	30	24	4	2	21	0	53	0	5	2.11	6	1.18	.225	244	270	2	0	0	
Nunez, Juan	0	0	0.00	1	0	0	0	0	0	0.1	0	0	0	0	0	1	0	0	0	0	0.00	0	3.00	.000	1	2	0	1	0	
* Peterson, Max	4	5	3.88	32	0	0	0	2	5	51.0	39	23	22	4	2	29	1	70	0	8	1.50	3	1.33	.215	181	220	4	14	2	
Schultz, Bo	5	1	2.44	39	0	0	0	0	1	70.0	49	26	19	1	10	33	3	60	2	3	3.61	7	1.17	.196	250	296	1	14	4	
Smalley, Kenny	0	1	6.00	11	2	0	0	0	0	21.0	20	14	14	2	0	15	0	18	0	0	0.72	3	1.67	.256	78	94	1	4	0	
Smith, Murphy	7	2	3.93	16	15	0	0	0	0	89.1	86	50	39	1	8	24	1	64	2	1	1.51	7	1.23	.256	336	377	5	0	0	
Straily, Daniel	9	7	4.44	27	27	0	0	0	0	142.0	134	74	70	13	6	58	3	142	1	10	1.17	11	1.35	.256	524	599	6	0	0	
Other	15	23	4.05	119	47	0	0	3	6	362.1	348	191	163	25	25	117	1	334	7	25	1.40	25	1.28	.253	1376	1546	15	25	9	
Team Total	66	66	3.95	132	132	0	5	26	41	1171.2	1091	600	514	77	78	436	12	1114	18	93	1.29	85	1.30	.248	4403	5012	52	132	31	

KEY: * - lefthanded hitter/pitcher, # - switch hitter

Choose a highlighted category to sort. NOTE: Rate stats do not use qualifiers.

		GI ---GAMES BY POSITION---																											
BATTERS	AVG	G	AB	R	H	2B	3B	HR	RBI	TB	BB	IBB	SO	SB	CS	OBP	SLG	OPS	SF	SAC	HBP	DP	1B	2B	3B	SS	OF	C	E
* Bercume, Jeff	.287	60	237	30	68	9	3	0	23	83	20	0	35	9	4	.351	.350	.701	3	6	5	2	0	0	0	0	49	0	1
Castillo, Gernaldo	.136	17	44	3	6	1	0	0	2	7	7	0	10	1	0	.255	.159	.414	0	2	0	1	0	9	4	3	0	0	10
Choice, Michael	.282	22	85	20	24	7	2	7	26	56	13	1	37	6	1	.392	.659	1.051	1	0	3	1	0	0	0	0	22	0	2
Fabiaschi, Michael	.228	30	92	13	21	5	1	0	4	28	16	0	24	2	2	.366	.304	.670	0	3	4	0	0	16	1	6	0	0	2
* Hurley, Zachary	.271	19	59	9	16	4	1	0	5	22	2	0	12	0	0	.295	.373	.668	0	1	0	3	0	0	0	0	13	0	1
Kirby-Jones, A.J.	.250	70	232	39	58	10	0	13	40	107	60	3	78	1	1	.413	.461	.875	2	0	6	5	62	0	0	0	0	0	12
Kirkland, Wade	.286	63	262	34	75	18	2	0	26	97	9	0	55	4	1	.312	.370	.682	3	2	2	7	0	0	0	63	0	0	24
Landaeta, Douglas	.301	65	259	26	78	13	1	2	32	99	17	2	33	5	9	.343	.382	.725	3	2	1	10	0	0	0	0	63	0	3
Levia, Nino	.207	39	135	18	28	3	1	1	7	36	13	0	34	2	1	.281	.267	.548	3	2	2	1	0	25	8	0	0	0	11
Lipkin, Ryan	.265	47	166	20	44	11	0	1	33	58	12	0	30	1	1	.324	.349	.674	1	3	3	7	0	0	0	0	0	36	3
Luis, Marcos	.176	13	34	1	6	0	0	0	1	6	0	0	5	0	0	.222	.176	.399	0	1	2	2	6	0	4	0	0	0	3
Nester, John	.176	19	68	7	12	3	0	0	6	15	8	1	23	0	1	.260	.221	.480	1	2	0	1	0	0	0	0	0	12	1
Petitti, Daniel	.113	25	71	3	8	1	1	0	6	11	5	0	26	0	0	.190	.155	.345	1	4	2	2	0	0	0	0	0	25	2
Pineda, Ryan	.250	21	76	15	19	8	0	0	8	27	16	0	15	1	0	.376	.355	.732	1	1	0	0	0	20	0	0	0	0	2
Thompson, Tony	.239	57	218	29	52	11	0	3	21	72	22	0	42	1	1	.317	.330	.647	0	0	3	5	0	0	55	0	0	0	18
Whitaker, John	.248	40	133	19	33	5	0	4	22	50	15	0	38	6	2	.322	.376	.698	3	3	1	3	0	0	0	0	33	0	1
Other	.242	58	186	22	45	6	0	2	17	57	26	1	59	2	4	.352	.306	.658	1	5	6	4							
Team Total	.252	70	2357	308	593	115	12	33	279	831	261	8	556	41	28	.333	.353	.686	23	37	40	54							111
PITCHERS	W	L	ERA	G	GS	CG	SHO	SV	SVO	IP	H	R	ER	HR	HB	BB	IBB	SO	BK	WP	GO/AO	DP	WHIP	AVG	AB	TBF	SF	GF	HLD
Bowman, Josh	0	2	4.34	13	0	0	0	0	0	18.2	28	16	9	2	2	5	1	19	0	2	1.40	1	1.77	.329	85	95	1	4	1
* Brown, Jacob	2	3	1.95	18	0	0	0	0	3	27.2	24	9	6	0	0	5	0	29	0	2	1.32	1	1.05	.231	104	111	1	4	4
Chitwood, Logan	1	1	5.87	7	0	0	0	0	1	7.2	12	5	5	1	0	3	0	5	0	0	0.50	1	1.96	.364	33	37	1	3	1
Christensen, Kyle	0	1	4.66	12	8	0	0	0	0	36.2	35	20	19	3	1	17	0	22	0	2	1.08	2	1.42	.254	138	158	1	0	2
Frankoff, Seth	3	1	3.46	6	6	0	0	0	0	26.0	29	12	10	0	0	12	0	25	1	0	1.83	2	1.58	.282	103	117	0	0	0
Griffin, A.J.	1	1	3.10	19	0	0	0	14	15	20.1	14	9	7	0	3	7	1	24	0	2	0.75	3	1.03	.192	73	83	0	17	0
Hassebrock, Blake	0	1	4.91	12	0	0	0	0	0	14.2	18	8	8	0	4	6	1	12	0	2	1.91	3	1.64	.321	56	71	2	7	2
Jimenez, Deyvi	4	4	3.54	12	12	0	0	0	0	61.0	61	28	24	5	2	13	1	48	1	4	1.50	10	1.21	.264	231	248	2	0	0
Long, Nathan	8	2	3.11	14	14	0	0	0	0	81.0	89	32	28	4	1	16	1	42	1	2	1.56	9	1.30	.284	313	332	1	0	0
McDaniel, Dan	1	1	4.38	18	0	0	0	0	1	24.2	21	20	12	1	4	13	0	28	0	1	1.87	4	1.38	.231	91	109	0	8	2
* Quigley, Ryan	3	2	6.27	18	0	0	0	0	1	33.0	50	26	23	1	1	19	1	24	0	3	3.44	5	2.09	.350	143	164	1	4	2
* Ramirez, Anivoris	2	5	3.49	13	13	0	0	0	0	59.1	60	28	23	5	3	15	0	50	5	3	1.57	6	1.26	.260	231	251	0	0	0
Tenholder, Daniel	3	0	1.91	23	0	0	0	2	5	37.2	25	12	8	0	2	10	2	37	0	0	0.61	0	0.93	.187	134	147	1	6	4
Thomson, Matthew	3	2	2.15	12	9	0	0	0	0	46.0	35	13	11	0	2	8	0	61	1	2	0.87	2	0.93	.202	173	183	0	0	0
Thornton, Zachary	2	2	2.19	14	0	0	0	0	1	24.2	27	13	6	1	0	7	1	28	0	1	1.73	4	1.38	.290	93	103	1	1	3
Vidal, Pedro	3	0	3.09	23	0	0	0	0	0	35.0	44	16	12	0	0	10	0	29	0	3	0.83	0	1.54	.306	144	159	3	7	7
Other	4	2	1.74	31	8	0	0	6	8	77.2	72	25	15	0	5	23	0	81	1	6	1.07	6	1.22	.242	297	331	2	9	1
Team Total	40	30	3.22	70	70	0	2	22	35	631.2	644	292	226	23	30	189	9	564	10	35	1.30	59	1.32	.264	2442	2699	17	70	29

KEY: * - lefthanded hitter/pitcher, # - switch hitter

Choose a highlighted category to sort. NOTE: Rate stats do not use qualifiers.

		GI ---GAMES BY POSITION---																											
BATTERS	AVG	G	AB	R	H	2B	3B	HR	RBI	TB	BB	IBB	SO	SB	CS	OBP	SLG	OPS	SF	SAC	HBP	DP	1B	2B	3B	SS	OF	C	E
Affinito, Chris	.286	9	28	9	8	1	0	3	10	18	10	0	12	0	0	.474	.643	1.117	0	0	0	2	4	0	0	0	0	2	0
Brazoban, Yeudy	.204	28	98	8	20	6	1	2	9	34	4	1	25	4	0	.233	.347	.580	1	0	0	4	0	0	0	1	18	0	3
Cabrera, Yordy	.188	5	16	3	3	1	0	0	0	4	4	0	5	0	0	.350	.250	.600	0	0	0	0	0	0	0	5	0	0	0
* Chavez, Eric	.333	1	3	0	1	0	0	0	0	1	0	0	1	0	0	.333	.333	.667	0	0	0	0	0	0	0	0	0	0	0
Clime, Neudy	.278	35	133	22	37	6	2	1	19	50	9	0	33	9	1	.329	.376	.705	0	2	1	0	0	29	4	0	0	14	
* Consigli, Royce	.340	41	156	25	53	12	4	1	31	76	20	0	33	4	3	.406	.487	.893	4	0	0	2	0	0	0	0	40	0	3
Galarraga, Joel	.197	19	61	8	12	2	0	0	5	14	7	0	18	3	0	.286	.230	.515	1	0	1	0	0	0	0	0	13	2	
Garcia, Elvis	.197	45	132	21	26	3	2	1	9	36	12	0	28	4	3	.275	.273	.548	2	4	3	3	0	0	0	0	43	0	0
Lewis, Chad	.231	4	13	5	3	0	0	0	3	3	3	0	5	0	0	.375	.231	.606	0	0	0	2	0	0	4	0	0	0	3
Lopez, Diomedes	.266	36	109	11	29	11	0	1	12	43	12	0	39	0	1	.360	.394	.754	0	1	4	2	0	0	0	0	35	3	
Marte, Miguel	.230	52	204	21	47	9	0	4	27	68	4	0	73	1	0	.265	.333	.598	1	1	6	6	49	0	0	0	2	8	
# Martinez, Hiram	.188	26	64	6	12	2	0	0	4	14	8	0	17	1	0	.278	.219	.497	0	1	0	1	0	3	0	21	0	14	
# Pan, Zhi Fang	.331	43	157	31	52	9	4	0	11	69	13	2	24	3	4	.386	.439	.825	0	1	1	2	0	12	1	27	0	16	
Peralta, Jensi	.223	32	103	11	23	5	1	0	8	30	4	0	38	0	1	.252	.291	.544	0	0	0	3	0	1	17	13	0	15	
* Ramsey, Rashad	.152	25	66	11	10	0	1	0	4	12	4	0	20	6	0	.197	.182	.379	1	0	0	0	0	0	0	0	19	0	1
Rojas, Kelvin	.216	16	51	5	11	2	0	0	8	13	6	0	11	1	0	.298	.255	.553	0	1	0	1	0	0	0	0	13	0	0
Santana, Jonatan	.228	45	149	18	34	7	1	0	17	43	11	0	40	2	0	.297	.289	.586	1	3	4	6	11	8	32	0	0	5	
Shaw, Anthione	.167	25	48	6	8	1	1	0	4	11	9	0	21	3	0	.298	.229	.527	0	0	0	0	0	0	0	0	21	0	1
* Shipman, Aaron	.118	4	17	2	2	0	0	0	2	2	0	0	6	3	0	.118	.118	.235	0	0	0	0	0	0	0	0	4	0	0
Soto, Ramon	.275	28	102	13	28	7	1	2	14	43	7	0	27	1	0	.339	.422	.761	0	3	3	0	0	0	0	0	12	2	
Tripp, Jordan	.261	13	46	8	12	3	1	1	7	20	4	0	16	0	0	.346	.435	.781	0	0	2	0	0	0	0	13	0	0	
Other	.243	55	189	32	46	13	2	1	22	66	26	0	49	9	1	.338	.349	.687	2	0	2	2							
Team Total	.245	56	1945	276	477	100	21	17	226	670	177	3	541	54	14	.315	.344	.659	13	17	27	36							100

PITCHERS	W	L	ERA	G	GS	CG	SHO	SV	SVO	IP	H	R	ER	HR	HB	BB	IBB	SO	BK	WP	GO/AO	DP	WHIP	AVG	AB	TBF	SF	GF	HLD
Adames, Joselito	2	4	5.26	15	11	0	0	0	0	53.0	56	37	31	0	3	18	0	59	1	13	3.70	2	1.40	.257	218	240	0	0	1
Avila, Andres	0	2	5.65	12	0	0	0	2	3	14.1	13	12	9	1	2	6	0	16	0	4	0.73	0	1.33	.232	56	67	3	5	2
Bailey, Andrew	0	0	4.38	7	0	0	0	0	0	12.1	9	11	6	0	3	11	2	11	0	1	2.25	1	1.62	.196	46	61	0	1	1
* DiNardo, Lenny	0	0	5.40	2	2	0	0	0	0	3.1	3	2	2	1	0	5	0	2	0	0	0.60	0	2.40	.231	13	18	0	0	0
* Duran, Omar	3	1	2.01	14	2	0	0	0	0	40.1	33	20	9	0	4	17	0	54	1	10	2.05	5	1.24	.221	149	171	1	2	1
* Hughes, Ryan	2	0	4.73	9	0	0	0	1	1	13.1	13	7	7	0	1	4	0	13	0	0	1.50	1	1.28	.265	49	56	1	2	1
* Larsen, Aaron	5	2	2.89	14	4	0	0	0	1	37.1	25	18	12	3	2	10	0	31	0	6	1.11	2	0.94	.177	141	153	0	3	1
Menna, J.C.	1	2	5.79	13	1	0	0	0	0	23.1	25	24	15	0	5	13	0	15	1	5	1.74	3	1.63	.263	95	116	1	1	1
Murphy, Sean	3	0	2.57	14	0	0	0	2	3	21.0	15	9	6	0	1	8	1	32	0	1	2.44	1	1.10	.190	79	89	0	8	0
* Mve, Charles	1	4	3.52	16	0	0	0	1	2	23.0	25	12	9	3	0	11	1	23	0	0	1.10	0	1.57	.263	95	106	0	8	1
Paez, Argenis	6	3	3.15	14	10	0	0	0	0	65.2	69	29	23	3	4	17	0	53	0	10	2.68	4	1.31	.268	257	282	2	1	0
Skaalen, Chris	0	0	8.68	9	0	0	0	0	0	9.1	20	13	9	0	1	5	0	8	0	3	1.25	0	2.68	.417	48	56	1	3	1
Tyson, Drew	1	0	1.33	13	0	0	0	1	2	27.0	21	4	4	0	1	3	0	41	1	2	1.11	2	0.89	.214	98	104	2	6	0
* Urlaub, Jeff	1	0	2.39	15	0	0	0	2	3	26.1	23	10	7	0	2	3	1	26	1	2	1.63	3	0.99	.235	98	104	0	4	0
Vail, Tyler	0	2	3.13	13	10	0	0	0	0	31.2	26	14	11	1	6	8	0	29	0	7	1.30	3	1.07	.218	119	134	1	0	0
Other	5	5	2.90	41	13	0	0	1	1	87.0	65	36	28	5	5	24	1	109	2	14	1.24	2	1.02	.204	318	355	4	12	3
Team Total	30	26	3.49	56	56	0	1	10	16	497.1	447	263	193	18	41	167	6	533	7	81	1.64	30	1.23	.234	1911	2149	16	56	13

KEY: * - lefthanded hitter/pitcher, # - switch hitter

Oakland Athletics

Organization Leaders

(As of 09/01/2010 02:43 AM EDT)

BATTING TOP 10 (minimum 2.7 PA/team game)

PITCHING TOP 10 (minimum 0.8 IP/team game)

BATTER	CLUB	AVG	G	AB	R	H	HR	RBI
Consigli, Royce	ATH	.340	41	156	25	53	1	31
Pan, Zhi Fang	ATH	.331	43	157	31	52	0	11
Green, Grant	STK	.315	126	524	96	165	19	83
Landaeta, Douglas	VAN	.301	65	259	26	78	2	32
Baisley, Jeff	SAC	.301	97	366	46	110	9	64
Cardenas, Adrian	SAC	.299	103	384	63	115	4	49
Horton, Josh	MID	.295	110	430	61	127	5	57
Parker, Stephen	STK	.294	133	500	96	147	20	92
Sogard, Eric	SAC	.292	131	490	77	143	3	57
Mitchell, Jermaine	MID	.288	112	413	81	119	10	42

PITCHER	CLUB	W-L	ERA	IP	H	BB	SO
Krol, Ian	STK	10-4	2.70	133.1	109	26	106
Long, Nathan	VAN	8-2	3.11	81.0	89	16	42
Paez, Argenis	ATH	6-3	3.15	65.2	69	17	53
Edell, Ryan	MID	9-4	3.19	118.1	133	19	82
Jimenez, Deyvi	VAN	4-4	3.54	61.0	61	13	48
Murray, Justin	STK	10-5	3.59	130.1	144	63	89
DiNardo, Lenny	ATH	2-5	3.65	49.1	59	19	30
Haviland, Shawn	STK	9-6	3.66	147.2	155	41	162
Banwart, Travis	SAC	8-7	3.83	150.1	143	59	125
Gilliam, Robert	KC	6-6	3.99	108.1	104	35	97

HOME RUNS

WINS

Carter, Chris	SAC	31
McPherson, Dallas	SAC	22
Spina, Michael	STK	22
Parker, Stephen	STK	20
Green, Grant	STK	19

Mortensen, Clay	SAC	13
Krol, Ian	STK	10
Murray, Justin	STK	10
Smith, Murphy	KC	10

5 others tied at 9.

RBI

SAVES

Carter, Chris	SAC	94
Parker, Stephen	STK	92
Spina, Michael	STK	87
Green, Grant	STK	83
Barfield, Jeremy	STK	81

Smyth, Paul	STK	28
Guzman, Jose	KC	17
Griffin, A.J.	VAN	14
Lansford, Jared	SAC	12
Rodriguez, Henry	SAC	11

STOLEN BASES

STRIKEOUTS

Wimberly, Corey	SAC	51
House, Tyreace	KC	35
Gilbert, Archie	MID	27
Crumbly, Conner	KC	24
Mitchell, Jermaine	MID	24

Haviland, Shawn	STK	162
Straily, Daniel	KC	142
Hornbeck, Ben	STK	138
Marks, Justin	STK	133
Banwart, Travis	SAC	125

TEAM STATISTICS

TEAM BATTING	AVG	AB	R	H	HR	BB	SO	SB	CS	TEAM PITCHING	W-L	ERA	H	CG	SHO	SV	HR	BB	SO
Sacramento	.268	4694	777	1260	149	566	1015	124	48	Vancouver	40-30	3.22	644	0	2	22	23	189	564
Stockton	.267	4562	712	1217	133	533	1061	85	47	AZL Athletics	30-26	3.49	447	0	1	10	18	167	533
Midland	.265	4513	623	1194	73	508	986	123	48	Kane County	66-66	3.95	1091	0	5	26	77	436	1114
Kane County	.254	4461	638	1131	62	588	1147	141	60	Midland	67-67	4.16	1223	0	4	36	74	508	948
Vancouver	.252	2357	308	593	33	261	556	41	28	Sacramento	75-63	4.20	1234	1	5	34	112	540	1040
AZL Athletics	.245	1945	276	477	17	177	541	54	14	Stockton	71-63	4.50	1263	1	2	39	128	492	1124