




# OAKLAND ATHLETICS

## Minor League Report

Oakland Athletics Baseball Company • 7000 Coliseum Way • Oakland, CA 94621  
510-638-4900 • Public Relations Facsimile 510-562-1633 • www.oaklandathletics.com

Saturday, September 4, 2010



**SACRAMENTO RIVER CATS**  
Triple-A – Pacific Coast League  
Manager: Tony DeFrancesco

**Yesterday:** Win at Colorado Springs, 12-8      **Standing:** 77-64, 1<sup>st</sup>, -- GB  
**Today:** at Colorado Springs      6:05 pm PT  
**Probables:** RHP Travis Banwart (3-2, 4.97) vs. LHP Josh Muecke (6-8, 5.35)

### River Cats Notables

- **IF Eric Sogard** went 4 for 6 in yesterday's win and has now hit safely in nine of his past 11 games (.417, 15 for 36).
- **OF Michael Taylor** extended his hitting streak to eight games yesterday and is batting .444 (12 for 27) over that span.
- **C Anthony Recker** has hit safely in 11 of 12 games and is batting .463 (19 for 41) during that stretch.
- **RHP Clayton Mortensen** is tied for second in the Pacific Coast League in wins (13), is fourth among starters in opponents batting average (.258), is fifth in innings pitched (165.1) and is ninth in ERA (4.25).




**KANE COUNTY COUGARS**  
Single-A – Midwest League  
Manager: Aaron Nieckula

**Yesterday:** Win vs. Peoria, 4-2      **Standing:** 37-29, 2<sup>nd</sup>, 5.0 GB  
**Today:** vs. Wisconsin      4:00 pm PT  
**Probables:** RHP Dan Straily (9-7, 4.44) vs. RHP Hiram Burgos (5-6, 4.08)

### Cougars Notables

- **OF Rashun Dixon** extended his hitting streak to nine games yesterday (.389, 14 for 36) and has now hit safely in 28 of his past 33 games (.359, 47 for 131).
- **IF Leonardo Gil** extended his hitting streak to 12 games yesterday and is batting .388 (19 for 49) over that stretch.
- **IF Conner Crumbliss** has hit safely in six of seven games and is batting .400 (10 for 25) over that span...is first in the Midwest League in walks (123) and runs (93) and is third in on-base percentage (.422).
- **RHP Dan Straily** is second in the ML in strikeouts (142), tied for second in games started (27) and is fifth in innings pitched (142.0).



**MIDLAND ROCKHOUNDS**  
Double-A – Texas League  
Manager: Darren Bush

**Yesterday:** Win at San Antonio, 4-2      **Standing:** 34-33, 1<sup>st</sup>, -- GB  
**Today:** vs. Frisco      5:00 pm PT  
**Probables:** RHP Matt Wright (7-2, 3.11) vs. LHP Richard Bleier (7-11, 5.13)

### RockHounds Notables

- **LHP Ryan Edell** allowed two runs in 6.2 innings yesterday and recorded 10 strikeouts (3 h, 1 bb)...is fourth in the Texas League in WHIP (1.25) and is seventh in ERA (3.17).
- **C Petey Paramore** has hit safely in nine of 12 games and is batting .390 (16 for 41) over that stretch.
- **OF Shane Peterson** has hit safely in 11 of 15 games and is batting .340 (18 for 53) with five multiple-hit games during that span.
- **LHP Anthony Capra** is tied for first in the TL in games started (27), tied for third in opponents batting average (.247), is fourth in strikeouts (114) and is ninth in ERA (4.10).



**VANCOUVER CANADIANS**  
Single-A (Short Season) – Northwest League  
Manager: Rick Magnante

**Yesterday:** Win vs. Everett, 1-0      **Standing:** 25-11, 1<sup>st</sup>, -- GB  
**Today:** vs. Everett      7:05 pm PT  
**Probables:** RHP Kyle Christensen (0-1, 4.66) vs. RHP Eric Thomas (1-2, 4.75)

### Canadians Notables

- **OF Jeff Berume** has hit safely in 10 of his last 11 games and is batting .350 (14 for 40) over that span.
- **IF A.J. Kirby-Jones** has hit safely in eight of nine games (.379, 11 for 29)...is first in the Northwest League in walks (60), tied for second in home runs (14), is fourth in on-base percentage (.412) and is fifth in RBI (42).
- **RHP Nathan Long** ranks first in the NL in innings pitched (87.0), tied for first in wins (8) and is eighth in ERA (3.10).




**STOCKTON PORTS**  
Single-A – California League  
Manager: Steve Scarsone

**Yesterday:** Win at Bakersfield, 9-8      **Standing:** 41-26, 1<sup>st</sup>, -- GB  
**Today:** at Bakersfield      7:15 pm PT  
**Probables:** RHP Justin Murray (10-4, 3.48) vs. RHP Kennil Gomez (5-8, 5.63)

### Ports Notables

- **IF Stephen Parker** went 2 for 3 and hit his 21<sup>st</sup> home run of the season yesterday...has now hit safely in 17 of his last 18 games and is batting .343 (23 for 67) during that stretch.
- **OF Jeremy Barfield** has hit safely in 14 of 15 games and is batting .397 (23 for 58) with six multiple-hit games over that span.
- **IF Grant Green** is second in the California League in hits (168), third in doubles (37) and total bases (274), fourth in runs scored (101) and is seventh in hitting (.316).



**ARIZONA A'S**  
Rookie – Arizona League  
Manager: Marcus Jensen

**Yesterday:** --      **Final Standing:** 30-26, 2<sup>nd</sup>, 5.0 GB  
**Today:** Season has ended

### A's Notables

- **IF Chih-Fang Pan** finished the season on a 16-game hitting streak and batted .448 (30 for 67) with 11 multiple-hit games during that span...finished sixth in the Arizona League with a .336 batting average.
- **OF Royce Conigli** finished third in the AL in hitting (.340) and tied for fourth in on-base percentage (.406).
- **RHP Argenis Paez** was tied for second in wins (6), third in innings pitched (65.2) and seventh in ERA (3.15).

## MINOR LEAGUE TRANSACTIONS

Sept. 1 Selected Justin James from SAC to OAK  
Sept. 1 Recalled Ross Wolf from SAC to OAK  
Sept. 1 Placed Cedrick Bowers (SAC) on the DL with a left elbow strain  
Sept. 1 Reinstated John Halama (SAC) from the temporarily inactive list  
Sept. 3 Reinstated Josh Donaldson (SAC) from the DL  
Sept. 3 Placed Clayton Mortensen (SAC) on the temporarily inactive list  
Sept. 3 Placed Jared Price (SAC) on the DL with a left ankle sprain

Sacramento River Cats (77-64) 12, Colorado Springs Sky Sox (63-77) 8  
September 3, 2010

	1	2	3	4	5	6	7	8	9	R	H	E
Sacramento	1	2	0	1	1	0	2	3	2	12	21	0
Colorado Springs	1	0	0	2	3	0	1	0	1	8	15	2

Sacramento	AB	R	H	RBI	BB	SO	LOB	AVG	Colorado Springs	AB	R	H	RBI	BB	SO	LOB	AVG
Wimberly, 3B	4	3	3	1	1	0	0	.284	Matsui, K, 2B	4	2	3	0	1	0	0	.260
Sogard, SS	6	1	4	3	0	0	3	.299	Garner, DH	4	1	1	0	0	1	3	.306
Everidge, 1B	6	1	2	2	0	1	4	.251	Payton, LF	5	1	2	2	0	0	3	.328
Watson, M, DH	6	2	2	1	0	2	3	.297	Miller, M, RF	5	0	0	1	0	0	3	.321
Hermida, LF	5	1	3	1	0	1	1	.600	Eldred, 3B	5	3	3	1	0	1	2	.264
Brown, C, CF	3	1	1	1	1	1	1	.169	Paulk, 1B	5	1	3	4	0	0	0	.258
Recker, C	4	1	1	1	0	2	2	.278	McKenry, C	4	0	2	0	1	1	2	.265
Taylor, M, RF	5	1	3	1	0	0	2	.270	Frey, CF	3	0	1	0	2	0	2	.280
Cardenas, 2B	5	1	2	1	0	0	1	.260	Schaeffer, SS	3	0	0	0	0	0	5	.250
Jennings, P	0	0	0	0	0	0	0	.000	Johnson, A, P	0	0	0	0	0	0	0	.200
Ramirez, E, P	0	0	0	0	0	0	0	.000	Daley, M, P	0	0	0	0	0	0	0	.000
Halama, P	0	0	0	0	0	0	0	.000	Rincon, P	0	0	0	0	0	0	0	.000
Hernandez, F, P	0	0	0	0	0	0	0	.000	Ayala, P	0	0	0	0	0	0	0	1.000
<b>Totals</b>	<b>44</b>	<b>12</b>	<b>21</b>	<b>12</b>	<b>2</b>	<b>7</b>	<b>17</b>	<b>.271</b>	<b>Totals</b>	<b>38</b>	<b>8</b>	<b>15</b>	<b>8</b>	<b>4</b>	<b>3</b>	<b>20</b>	<b>.285</b>

**BATTING**

**2B:** Hermida 2 (2, Johnson, A, Daley, M), Sogard 2 (27, Johnson, A, Johnson, A).  
**HR:** Brown, C (4, 5th inning off Johnson, A, 0 on, 1 out), Watson, M (9, 7th inning off Daley, M, 0 on, 0 out), Sogard (5, 9th inning off Ayala, 1 on, 1 out).  
**TB:** Wimberly 3; Sogard 9; Everidge 2; Watson, M 5; Hermida 5; Brown, C 4; Recker; Taylor, M 3; Cardenas 2.  
**RBI:** Everidge 2 (57), Cardenas (18), Wimberly (51), Sogard 3 (62), Brown, C (17), Watson, M (26), Taylor, M (75), Hermida (1), Recker (40).  
**2-out RBI:** Sogard; Taylor, M.  
**Runners left in scoring position, 2 out:** Hermida; Everidge 2; Recker; Watson, M; Cardenas; Taylor, M 2.  
**S:** Brown, C; Wimberly.  
**SF:** Recker.  
**Team RISP:** 7-for-19.  
**Team LOB:** 10.

**BASERUNNING**

**SB:** Taylor, M (16, 2nd base off Rincon/McKenry), Wimberly 2 (55, 2nd base off Rincon/McKenry, 3rd base off Rincon/McKenry), Brown, C (3, 2nd base off Ayala/McKenry).

**FIELDING**

**DP:** 2 (Sogard-Cardenas-Everidge, Sogard-Everidge).

**BATTING**

**2B:** Matsui, K (12, Jennings), McKenry (22, Jennings), Garner (31, Jennings), Eldred (26, Ramirez, E), Paulk (19, Halama).  
**3B:** Eldred (1, Jennings).  
**HR:** Paulk (7, 4th inning off Jennings, 1 on, 1 out), Eldred (29, 9th inning off Hernandez, F, 0 on, 0 out).  
**TB:** Matsui, K 4; Garner 2; Payton 2; Eldred 9; Paulk 7; McKenry 3; Frey.  
**RBI:** Payton 2 (72), Paulk 4 (56), Miller, M (79), Eldred (80).  
**2-out RBI:** Paulk.  
**Runners left in scoring position, 2 out:** Schaeffer 2; McKenry; Payton.  
**S:** Garner.  
**GIDP:** Schaeffer; Frey.  
**Team RISP:** 5-for-15.  
**Team LOB:** 9.

**BASERUNNING**

**SB:** Paulk (3, 2nd base off Jennings/Recker).  
**CS:** Frey (4, 2nd base by Ramirez, E/Recker).

**FIELDING**

**E:** Frey (2, fielding), Payton (3, fielding).  
**Outfield assists:** Miller, M (Taylor, M at 2nd base).

Sacramento	IP	H	R	ER	BB	SO	HR	ERA	Colorado Springs	IP	H	R	ER	BB	SO	HR	ERA
Jennings	5.0	10	6	6	1	3	1	6.23	Johnson, A	6.0	12	5	4	1	5	1	5.91
Ramirez, E	1.1	2	1	1	1	0	0	3.62	Daley, M (BS, 1)	0.2	3	2	2	0	1	1	16.62
Halama (BS, 1)(W, 6-2)	1.0	1	0	0	2	0	0	5.50	Rincon (L, 4-4)	0.2	4	3	3	1	0	0	8.06
Hernandez, F (S, 3)	1.2	2	1	1	0	0	1	4.83	Ayala	1.2	2	2	2	0	1	1	6.36
<b>Totals</b>	<b>9.0</b>	<b>15</b>	<b>8</b>	<b>8</b>	<b>4</b>	<b>3</b>	<b>2</b>	<b>4.27</b>	<b>Totals</b>	<b>9.0</b>	<b>21</b>	<b>12</b>	<b>11</b>	<b>2</b>	<b>7</b>	<b>3</b>	<b>5.66</b>

**WP:** Jennings, Johnson, A.

**IBB:** Brown, C (by Rincon).

**HBP:** Schaeffer (by Ramirez, E).

**Pitches-strikes:** Jennings 88-54, Ramirez, E 21-10, Halama 26-11, Hernandez, F 17-13, Johnson, A 109-62, Daley, M 14-9, Rincon 31-16, Ayala 28-15.

**Groundouts-flyouts:** Jennings 6-6, Ramirez, E 1-2, Halama 1-1, Hernandez, F 4-1, Johnson, A 4-8, Daley, M 1-0, Rincon 1-1, Ayala 1-3.

**Batters faced:** Jennings 25, Ramirez, E 7, Halama 6, Hernandez, F 6, Johnson, A 30, Daley, M 5, Rincon 7, Ayala 7.

**Inherited runners-scored:** Halama 1-1, Hernandez, F 1-0, Rincon 1-0, Ayala 3-1.

**Umpires:** HP: Jason Millsap. 1B: Chris Tiller. 2B: . 3B: Matt Schaufert.

**Weather:** 76 degrees, clear.

**Wind:** 5 mph, In from RF.

**T:** 3:18.

**Att:** 5,037.

Choose a highlighted category to sort. NOTE: Rate stats do not use qualifiers.

		GI ---GAMES BY POSITION---																													
		AVG	G	AB	R	H	2B	3B	HR	RBI	TB	BB	IBB	SO	SB	CS	OBP	SLG	OPS	SF	SAC	HBP	DP	1B	2B	3B	SS	OF	C	E	
	<a href="#">Batters</a>																														
	<a href="#">Baisley, Jeff</a>	.280	48	175	26	49	14	0	6	32	81	17	2	37	1	0	.365	.463	.828	1	0	7	8	13	0	34	0	0	0	2	
*	<a href="#">Brown, Corey</a>	.169	38	124	17	21	4	2	4	17	41	9	1	35	3	0	.226	.331	.556	0	2	0	0	0	0	0	0	37	0	3	
*	<a href="#">Buck, Travis</a>	.299	31	117	21	35	7	2	3	17	55	11	0	27	3	2	.368	.470	.838	4	1	4	4	0	0	0	0	23	0	0	
*	<a href="#">Cardenas, Adrian</a>	.260	55	200	28	52	8	1	1	18	65	15	2	27	2	2	.312	.325	.637	0	3	0	7	0	33	19	0	0	0	12	
	<a href="#">Carter, Chris</a>	.258	125	465	92	120	29	2	31	94	246	73	1	138	1	1	.365	.529	.894	5	0	8	8	96	0	0	0	28	0	12	
	<a href="#">Donaldson, Josh</a>	.234	84	286	51	67	12	1	18	67	135	43	2	77	3	1	.331	.472	.803	7	0	2	15	3	0	8	0	1	63	9	
	<a href="#">Everidge, Tommy</a>	.278	4	18	2	5	1	0	1	7	9	0	0	3	0	0	.263	.500	.763	1	0	0	0	4	0	0	0	0	0	1	
T	<a href="#">Everidge, Tommy</a>	.251	99	378	47	95	22	0	13	57	156	38	1	91	0	0	.322	.413	.734	4	0	3	8	29	0	1	0	0	0	4	
	<a href="#">Heether, Adam</a>	.228	49	145	27	33	8	0	1	13	44	31	0	33	5	2	.374	.303	.677	2	0	4	2	0	0	18	0	30	0	1	
T	<a href="#">Heether, Adam</a>	.237	99	329	57	78	15	1	10	41	125	54	1	68	7	3	.357	.380	.737	5	0	10	6	0	0	68	0	30	0	7	
*	<a href="#">Hermida, Jeremy</a>	.600	1	5	1	3	2	0	0	1	5	0	0	1	0	0	.600	1.000	1.600	0	0	0	0	0	0	0	0	1	0	0	
*	<a href="#">McPherson, Dallas</a>	.267	84	318	49	85	17	2	22	75	172	31	3	101	1	0	.339	.541	.880	1	0	4	4	25	0	19	0	0	0	5	
	<a href="#">Price, Jared</a>	.167	20	54	3	9	2	0	2	7	17	3	0	19	0	0	.217	.315	.531	2	2	1	0	0	0	0	0	0	16	1	
	<a href="#">Recker, Anthony</a>	.278	77	241	32	67	17	2	9	40	115	22	1	62	0	1	.333	.477	.811	4	0	0	4	1	0	0	0	0	65	7	
*	<a href="#">Sogard, Eric</a>	.299	134	502	81	150	27	6	5	62	204	74	2	66	13	9	.392	.406	.798	2	1	4	7	0	95	14	22	0	0	14	
	<a href="#">Taylor, Michael</a>	.270	124	452	76	122	25	6	6	75	177	51	1	90	16	5	.349	.392	.741	2	0	5	22	0	0	0	0	117	0	9	
*	<a href="#">Watson, Matt</a>	.297	35	145	24	43	11	0	9	26	81	11	0	23	0	0	.350	.559	.909	0	0	1	4	0	0	0	0	22	0	2	
#	<a href="#">Wimberly, Corey</a>	.284	133	521	95	148	13	6	3	51	182	58	2	64	55	18	.374	.349	.723	2	13	18	11	0	11	15	31	87	0	16	
	Other	.283	294	1034	179	293	61	7	36	158	476	129	5	228	28	8	.369	.460	.830	4	7	14	19								
	Team Total	.271	141	4808	805	1304	259	37	157	761	2108	578	22	1035	131	49	.356	.438	.794	37	29	72	115							134	
	<a href="#">Pitchers</a>																														
	<a href="#">Banwart, Travis</a>	3	2	4.97	14	10	0	0	0	1	67.0	72	38	37	9	1	28	4	66	0	3	0.67	2	1.49	.271	266	298	2	0		
	<a href="#">Benacka, Michael</a>	5	2	4.17	39	0	0	0	5	7	45.1	30	22	21	5	2	37	3	61	0	9	1.00	2	1.48	.191	157	203	3	19		
*	<a href="#">Blackley, Travis</a>	2	1	2.60	14	4	0	0	0	1	34.2	30	10	10	2	2	21	1	32	1	0	0.56	0	1.47	.229	131	155	1	1		
*	<a href="#">Bowers, Cedrick</a>	2	1	3.66	29	0	0	0	0	1	32.0	24	14	13	1	1	26	0	50	0	1	1.20	1	1.56	.203	118	146	0	7		
*	<a href="#">Cramer, Bobby</a>	2	2	1.82	6	6	0	0	0	0	34.2	33	8	7	0	0	10	0	34	0	1	2.30	3	1.24	.246	134	144	0	0		
*	<a href="#">DiNardo, Lenny</a>	2	5	3.52	9	9	1	0	0	0	46.0	56	27	18	5	3	14	1	28	0	1	1.56	8	1.52	.303	185	203	0	0		
	<a href="#">Giese, Dan</a>	0	0	1.74	8	0	0	0	0	0	10.1	9	2	2	2	0	2	0	4	0	0	0.63	0	1.06	.225	40	42	0	1		
*	<a href="#">Halama, John</a>	6	2	5.50	17	14	0	0	0	1	86.2	105	59	53	12	2	26	2	40	0	2	1.74	14	1.51	.309	340	376	4	1		
	<a href="#">Hernandez, Fernando</a>	5	6	4.83	44	4	0	0	3	4	76.1	82	52	41	8	6	26	1	65	0	4	1.01	3	1.41	.269	305	344	3	17		
	<a href="#">Hunton, Jon</a>	6	6	3.54	49	0	0	0	0	4	61.0	67	34	24	4	1	25	2	38	0	4	1.07	4	1.51	.276	243	274	3	12		
	<a href="#">Jennings, Jason</a>	0	0	6.23	3	3	0	0	0	0	13.0	16	9	9	1	2	4	1	9	0	2	0.76	1	1.54	.296	54	61	0	0		
*	<a href="#">Kilby, Brad</a>	0	0	5.54	12	0	0	0	0	0	13.0	18	8	8	0	1	6	0	18	0	0	0.43	0	1.85	.327	55	63	0	3		
	<a href="#">Lansford, Jared</a>	1	2	4.96	15	0	0	0	0	0	16.1	19	10	9	0	1	7	0	15	0	1	1.00	2	1.59	.288	66	75	1	3		
	<a href="#">McBeth, Marcus</a>	0	1	6.46	14	0	0	0	0	2	15.1	18	14	11	2	0	16	1	14	0	2	0.68	2	2.22	.290	62	80	2	5		
	<a href="#">Middleton, Kyle</a>	6	8	3.77	23	14	0	0	1	1	102.2	97	56	43	10	3	48	1	69	0	4	0.92	13	1.41	.255	380	436	1	4		
	<a href="#">Price, Jared</a>	0	0	0.00	1	0	0	0	0	0	1.0	0	0	0	0	0	1	0	1	0	0	1.00	0	1.00	.000	3	4	0	1		
	<a href="#">Ramirez, Edwar</a>	3	4	3.62	36	0	0	0	0	1	49.2	48	24	20	5	1	23	3	35	0	5	0.64	1	1.43	.257	187	218	3	8		
	<a href="#">Ross, Tyson</a>	2	1	3.55	6	6	0	0	0	0	25.1	22	10	10	1	4	13	0	30	0	1	4.25	5	1.38	.253	87	106	0	0		
	<a href="#">Tomko, Brett</a>	2	0	5.87	5	5	0	0	0	0	23.0	33	15	15	2	1	8	1	12	1	0	0.65	0	1.78	.347	95	105	1	0		
	Other	17	15	4.62	150	40	0	0	26	33	333.0	333	204	171	27	19	162	10	319	3	20	0.88	14	1.49	.260	1283	1488	16	58		
	Team Total	77	64	4.27	141	141	1	5	35	56	1251.2	1273	707	594	116	52	556	34	1052	5	74	1.08	95	1.46	.264	4814	5509	45	140		

KEY: \* - lefthanded hitter/pitcher, # - switch hitter

Midland RockHounds (69-68) 4, San Antonio Missions (65-72) 2  
September 3, 2010

	1	2	3	4	5	6	7	8	9	R	H	E
Midland	0	2	1	0	0	1	0	0	0	4	11	1
San Antonio	2	0	0	0	0	0	0	0	0	2	3	0

Midland	AB	R	H	RBI	BB	SO	LOB	AVG	San Antonio	AB	R	H	RBI	BB	SO	LOB	AVG
Mitchell, J, LF	4	0	0	0	1	3	5	.213	Tekotte, CF	4	0	0	0	0	4	2	.255
Holt, 2B	5	0	1	0	0	1	1	.227	Zawadzki, SS	4	0	0	0	0	2	2	.203
Peterson, S, 1B	4	0	1	0	1	0	0	.272	Forsythe, 2B	3	1	1	0	1	2	0	.247
Valdez, A, 3B	5	2	2	1	0	2	2	.265	Clark, 1B	4	1	1	2	0	0	1	.264
Gilbert, CF	4	2	2	0	0	2	2	.247	Darnell, 3B	4	0	0	0	0	2	0	.264
Horton, SS	3	0	2	0	1	1	0	.289	Martinez, Lu, DH	3	0	0	0	0	2	1	.288
Majewski, V, RF	4	0	1	1	0	0	5	.255	Cooper, C, LF	2	0	1	0	1	0	0	.206
Sulentic, DH	4	0	2	2	0	1	4	.273	Collins, C	2	0	0	0	1	1	0	.262
Paramore, C	3	0	0	0	1	1	5	.266	Parrino, RF	3	0	0	0	0	1	2	.247
Edell, P	0	0	0	0	0	0	0	.000	Hardy, P	0	0	0	0	0	0	0	1.000
De Los Santos, P	0	0	0	0	0	0	0	.000	Breit, P	0	0	0	0	0	0	0	.000
Sattler, P	0	0	0	0	0	0	0	.000	Hynes, P	0	0	0	0	0	0	0	.000
Gordon, P	0	0	0	0	0	0	0	.000	Totals	29	2	3	2	3	14	8	.244
Wagner, N, P	0	0	0	0	0	0	0	.000									
Totals	36	4	11	4	4	11	24	.264									

**BATTING**

HR: Valdez, A (13, 3rd inning off Hardy, 0 on, 2 out).  
 TB: Holt; Peterson, S; Valdez, A 5; Gilbert 2; Horton 2; Majewski, V; Sulentic 2.  
 RBI: Sulentic 2 (44), Valdez, A (74), Majewski, V (50).  
 2-out RBI: Valdez, A.  
 Runners left in scoring position, 2 out: Mitchell, J 3; Paramore; Gilbert 2.  
 Team RISP: 3-for-13.  
 Team LOB: 10.

**BASERUNNING**

SB: Gilbert (28, 2nd base off Hardy/Collins).  
 CS: Holt (1, 2nd base by Hardy/Collins).  
 PO: Holt (1st base by Hardy).

**FIELDING**

E: Paramore (3, throw).  
 DP: (Holt-Peterson, S).

**BATTING**

2B: Forsythe (21, Edell).  
 HR: Clark (26, 1st inning off Edell, 1 on, 2 out).  
 TB: Forsythe 2; Clark 4; Cooper, C.  
 RBI: Clark 2 (91).  
 2-out RBI: Clark 2.  
 Runners left in scoring position, 2 out: Zawadzki.  
 Team RISP: 1-for-4.  
 Team LOB: 3.

**BASERUNNING**

CS: Cooper, C (1, 2nd base by Edell/Paramore).

**FIELDING**

Outfield assists: Parrino (Peterson, S at 2nd base).  
 Pickoffs: Hardy (Holt at 1st base).

Midland	IP	H	R	ER	BB	SO	HR	ERA	San Antonio	IP	H	R	ER	BB	SO	HR	ERA
Edell	6.2	3	2	2	1	10	1	3.17	Hardy (L, 0-1)	5.1	8	4	4	1	8	1	5.23
De Los Santos	0.1	0	0	0	0	1	0	6.82	Breit	1.2	2	0	0	1	1	0	9.39
Sattler	0.0	0	0	0	2	0	0	4.33	Hynes	2.0	1	0	0	2	2	0	1.19
Gordon (H, 5)	1.0	0	0	0	0	2	0	5.64	Totals	9.0	11	4	4	4	11	1	3.35
Wagner, N (S, 1)	1.0	0	0	0	0	1	0	3.78									
Totals	9.0	3	2	2	3	14	1	4.11									

Sattler pitched to 2 batters in the 8th.

WP: Hynes.

HBP: Gilbert (by Hynes).

Pitches-strikes: Edell 107-67, De Los Santos 5-3, Sattler 9-1, Gordon 11-7, Wagner, N 14-8, Hardy 95-63, Breit 27-15, Hynes 30-15.

Groundouts-flyouts: Edell 2-5, De Los Santos 0-0, Sattler 0-0, Gordon 1-0, Wagner, N 2-0, Hardy 4-3, Breit 2-1, Hynes 2-2.

Batters faced: Edell 23, De Los Santos 1, Sattler 2, Gordon 3, Wagner, N 3, Hardy 24, Breit 7, Hynes 10.

Inherited runners-scored: De Los Santos 1-0, Gordon 2-0, Breit 2-1.

Umpires: HP: Stu Scheurwater. 1B: Kelvin Bultron. 2B: . 3B: Brett Robson.

Weather: 84 degrees, cloudy.

Wind: 11 mph, In from LF.

T: 2:41.

Att: 6,441.

Choose a highlighted category to sort. NOTE: Rate stats do not use qualifiers.

GI ---GAMES BY POSITION---

BATTERS		AVG	G	AB	R	H	2B	3B	HR	RBI	TB	BB	IBB	SO	SB	CS	OBP	SLG	OPS	SF	SAC	HBP	DP	1B	2B	3B	SS	OF	C	E	
	<a href="#">Gilbert, Archie</a>	.247	115	442	65	109	31	1	11	54	175	50	0	69	28	11	.331	.396	.727	4	1	8	11	0	0	0	0	103	0	2	
*	<a href="#">Holt, J.C.</a>	.227	49	203	26	46	3	1	2	19	57	10	0	45	9	1	.264	.281	.545	2	3	1	9	0	34	0	0	5	0	8	
*	<a href="#">Horton, Josh</a>	.289	105	409	58	118	18	3	3	51	151	40	1	49	4	3	.356	.369	.725	4	0	5	11	0	0	0	103	0	0	14	
*	<a href="#">Majewski, Val</a>	.255	78	290	36	74	16	0	9	50	117	37	1	68	4	2	.338	.403	.742	3	0	1	11	6	0	0	0	57	0	0	
*	<a href="#">Mitchell, Jermaine</a>	.213	34	108	12	23	2	3	0	9	31	18	0	38	2	6	.328	.287	.615	1	1	1	1	0	0	0	0	24	0	3	
	<a href="#">Ortiz, Gabriel</a>	.223	33	112	11	25	5	0	1	12	33	5	0	31	1	1	.261	.295	.555	1	0	1	6	1	0	0	0	0	33	4	
	<a href="#">Paramore, Petey</a>	.266	63	199	18	53	8	0	3	19	70	31	1	53	0	0	.371	.352	.722	0	0	2	6	0	0	0	0	0	63	3	
*	<a href="#">Peterson, Shane</a>	.272	125	449	60	122	24	4	5	59	169	55	1	106	11	2	.359	.376	.736	8	0	11	9	62	0	0	0	51	0	3	
*	<a href="#">Sulentic, Matthew</a>	.273	120	428	53	117	18	3	1	44	144	49	1	109	11	5	.349	.336	.685	3	3	2	11	0	0	0	0	92	0	3	
#	<a href="#">Valdez, Alex</a>	.265	131	514	82	136	27	8	13	74	218	39	4	122	10	1	.321	.424	.745	3	1	5	10	0	21	93	6	0	0	20	
#	<a href="#">Weeks, Jemile</a>	.263	64	259	41	68	14	5	3	29	101	28	0	36	11	6	.334	.390	.724	6	2	3	5	0	61	0	0	0	0	8	
	Other	.274	336	1202	170	329	67	12	23	160	489	155	8	286	33	11	.359	.407	.766	18	1	15	30								
	Team Total	.264	137	4615	632	1220	233	40	74	580	1755	517	17	1012	124	49	.342	.380	.722	53	12	55	120								115

PITCHERS		W	L	ERA	G	GS	CG	SHO	SV	SVO	IP	H	R	ER	HR	HB	BB	IBB	SO	BK	WP	GO/AO	DP	WHIP	AVG	AB	TBF	SF	GF
*	<a href="#">Capra, Anthony</a>	6	12	4.10	27	27	0	0	0	0	125.0	114	65	57	9	6	85	0	114	0	13	0.99	10	1.59	.247	461	566	4	0
	<a href="#">Daley, Gary</a>	0	0	81.00	1	0	0	0	0	0	0.1	1	3	3	0	0	4	1	0	0	0	0.00	0	15.00	1.000	1	6	1	0
T	<a href="#">Daley, Gary</a>	3	11	6.98	21	18	0	0	0	0	89.0	118	84	69	10	18	57	3	62	0	6	2.33	11	1.97	.324	364	447	5	0
	<a href="#">De Los Santos, Fautino</a>	1	5	6.82	24	0	0	0	0	1	30.1	29	25	23	1	2	15	1	48	0	5	1.33	0	1.45	.246	118	137	0	10
*	<a href="#">Edell, Ryan</a>	10	4	3.17	21	20	0	0	0	0	125.0	136	47	44	6	3	20	0	92	0	4	1.34	14	1.25	.277	491	517	0	0
*	<a href="#">Figueroa, Pedro</a>	1	6	5.30	13	13	0	0	0	0	71.1	84	45	42	6	2	29	1	57	5	4	1.39	3	1.58	.295	285	319	2	0
	<a href="#">Friend, Justin</a>	2	3	3.98	34	1	0	0	0	2	52.0	63	29	23	1	1	33	1	48	1	7	1.38	3	1.85	.306	206	245	2	6
	<a href="#">Godfrey, Graham</a>	0	1	3.86	5	4	0	0	0	0	18.2	22	9	8	0	1	9	1	16	0	1	1.47	2	1.66	.301	73	84	0	0
*	<a href="#">Gordon, Derrick</a>	2	2	5.64	39	0	0	0	1	2	68.2	65	48	43	7	3	34	3	61	0	8	0.90	3	1.44	.251	259	304	4	7
*	<a href="#">Hernandez, Carlos</a>	9	3	4.37	26	25	0	0	0	0	129.2	145	66	63	6	3	48	0	96	0	3	1.43	11	1.49	.286	507	568	6	1
	<a href="#">Holt, J.C.</a>	1	0	15.43	2	0	0	0	0	0	2.1	4	4	4	0	0	2	0	0	0	0	1.33	0	2.57	.333	12	14	0	0
	<a href="#">Leon, Arnold</a>	0	0	6.23	3	0	0	0	0	0	4.1	6	3	3	1	0	3	0	1	0	2	1.20	0	2.08	.333	18	22	0	0
	<a href="#">Lyman, Jeff</a>	0	4	8.58	10	8	0	0	0	0	28.1	40	28	27	5	0	15	1	25	0	9	1.11	2	1.94	.331	121	138	0	0
*	<a href="#">Majewski, Val</a>	0	0	0.00	1	0	0	0	1	1	1.0	1	0	0	0	0	0	0	1	0	0	0.00	0	1.00	.250	4	4	0	1
	<a href="#">Ortiz, Gabriel</a>	0	0	0.00	2	0	0	0	0	0	1.2	0	0	0	0	0	3	0	0	0	0	0.25	0	1.80	.000	5	8	0	2
	<a href="#">Sattler, Daniel</a>	1	2	4.33	32	0	0	0	1	2	43.2	43	22	21	4	5	22	2	37	0	3	1.47	1	1.49	.257	167	198	0	11
*	<a href="#">Sewell, Lance</a>	0	0	3.95	11	0	0	0	0	1	13.2	15	7	6	0	0	3	0	9	0	2	0.33	0	1.32	.283	53	59	3	8
	<a href="#">Souza, Justin</a>	2	2	3.38	28	0	0	0	6	6	40.0	35	17	15	1	0	20	2	38	0	3	0.57	3	1.38	.230	152	174	1	11
	<a href="#">Storey, Mickey</a>	5	4	3.30	43	1	0	0	8	11	71.0	58	31	26	5	3	22	2	63	1	5	0.95	3	1.13	.222	261	294	6	23
	<a href="#">Wagner, Neil</a>	6	2	3.78	32	0	0	0	1	6	47.2	54	25	20	1	0	26	4	45	0	3	1.54	6	1.68	.283	191	218	0	7
	<a href="#">Wright, Matt</a>	7	2	3.11	14	14	0	0	0	0	72.1	77	30	25	8	2	12	0	43	1	2	1.01	4	1.23	.267	288	305	2	0
	Other	16	16	3.40	116	24	0	0	20	25	262.0	244	123	99	15	10	114	5	188	0	25	1.44	30	1.37	.248	984	1125	10	50
	Team Total	69	68	4.11	137	137	0	4	38	57	1209.0	1236	627	552	76	41	519	24	982	8	99	1.20	95	1.45	.265	4657	5305	41	137

KEY: \* - lefthanded hitter/pitcher, # - switch hitter

Stockton Ports (72-65) 9, Bakersfield Blaze (66-71) 8  
September 3, 2010

	1	2	3	4	5	6	7	8	9	R	H	E
Stockton	4	3	0	0	0	0	0	0	2	9	10	0
Bakersfield	1	0	2	3	0	0	0	0	2	8	12	0

Stockton	AB	R	H	RBI	BB	SO	LOB	AVG
Thomas, Dav, CF	3	1	0	0	2	0	1	.239
Green, SS	5	3	3	1	0	1	1	.316
Parker, S, 3B	3	2	2	3	2	1	0	.296
Spina, 1B	5	0	1	0	0	2	3	.254
Carter, Y, C	5	1	2	2	0	2	1	.274
Barfield, RF	3	1	2	3	2	0	3	.270
Ladendorf, 2B	2	0	0	0	2	1	3	.270
Walton, LF	5	0	0	0	0	2	6	.242
Pinckney, DH	3	1	0	0	1	2	1	.295
Marks, P	0	0	0	0	0	0	0	.000
Pina, P	0	0	0	0	0	0	0	.000
Deal, P	0	0	0	0	0	0	0	.000
Hart, P	0	0	0	0	0	0	0	.000
Smyth, P	0	0	0	0	0	0	0	.000
Hodsdon, P	0	0	0	0	0	0	0	.000
Totals	34	9	10	9	9	11	19	.267

Bakersfield	AB	R	H	RBI	BB	SO	LOB	AVG
Stoneburner, 2B	4	1	2	2	1	0	0	.290
Morrison, RF	5	0	1	0	0	1	2	.241
McGuinness, 1B	3	3	3	3	2	0	0	.255
Bianucci, DH	5	1	1	2	0	3	4	.248
Paisano, CF	4	0	0	0	1	1	0	.276
Podraza, LF	3	1	0	0	2	1	1	.308
Mendonca, 3B	3	1	2	0	1	0	0	.242
Hogan, C	5	1	3	1	0	2	3	.230
James, A, SS	2	0	0	0	0	1	4	.280
a-Kaase, PH-SS	2	0	0	0	0	0	3	.241
Rijo, P	0	0	0	0	0	0	0	.000
Nam, P	0	0	0	0	0	0	0	.000
Miller, J, P	0	0	0	0	0	0	0	.000
Nelo, P	0	0	0	0	0	0	0	.000
Young, C, P	0	0	0	0	0	0	0	.000
Zegarac, P	0	0	0	0	0	0	0	.000
Totals	36	8	12	8	7	9	17	.265

a-Popped out for James, A in the 5th.

**BATTING**

HR: Barfield (16, 1st inning off Rijo, 2 on, 2 out), Parker, S (21, 2nd inning off Nam, 2 on, 1 out).

TB: Green 3; Parker, S 5; Spina; Carter, Y 2; Barfield 5.

RBI: Carter, Y 2 (42), Barfield 3 (85), Parker, S 3 (96), Green (84).

2-out RBI: Carter, Y; Barfield 3.

Runners left in scoring position, 2 out: Ladendorf; Green; Pinckney; Walton 2.

S: Ladendorf.

GIDP: Walton; Barfield.

Team RISP: 6-for-14.

Team LOB: 8.

**FIELDING**

DP: 3 (Ladendorf-Green-Spina, Parker, S-Ladendorf-Spina, Green-Ladendorf).

**BATTING**

2B: Mendonca (25, Smyth).

HR: McGuinness 2 (6, 1st inning off Marks, 0 on, 2 out; 3rd inning off Pina, 0 on, 1 out), Stoneburner (16, 3rd inning off Marks, 0 on, 0 out), Bianucci (18, 9th inning off Smyth, 1 on, 0 out).

TB: Stoneburner 5; Morrison; McGuinness 9; Bianucci 4; Mendonca 3; Hogan 3.

RBI: McGuinness 3 (20), Stoneburner 2 (57), Hogan (26), Bianucci 2 (70).

2-out RBI: McGuinness.

Runners left in scoring position, 2 out: James, A; Kaase; Hogan.

GIDP: Bianucci; Podraza.

Team RISP: 3-for-10.

Team LOB: 9.

**FIELDING**

DP: 2 (James, A-Stoneburner-McGuinness, Young, C-Hogan-McGuinness).

Stockton	IP	H	R	ER	BB	SO	HR	ERA
Marks	2.1	2	2	2	1	3	2	4.58
Pina	1.0	3	4	4	2	3	1	5.77
Deal (W, 3-4)	3.2	3	0	0	3	1	0	3.19
Hart (H, 1)	1.0	1	0	0	1	0	0	3.00
Smyth (H, 2)	0.2	3	2	2	0	1	1	3.01
Hodsdon (S, 3)	0.1	0	0	0	0	1	0	6.45
Totals	9.0	12	8	8	7	9	4	4.55

Bakersfield	IP	H	R	ER	BB	SO	HR	ERA
Rijo (L, 0-1)	1.0	4	5	5	2	1	1	45.00
Nam	3.2	2	2	2	2	1	1	4.33
Miller, J	2.1	0	0	0	2	7	0	3.20
Nelo	1.0	2	2	2	1	2	0	5.40
Young, C	0.2	2	0	0	2	0	0	3.27
Zegarac	0.1	0	0	0	0	0	0	2.89
Totals	9.0	10	9	9	9	11	2	4.27

Rijo pitched to 1 batter in the 2nd.  
Nelo pitched to 2 batters in the 9th.

WP: Pina, Hart, Nam, Miller, J, Nelo.

HBP: Mendonca (by Marks).

Groundouts-flyouts: Marks 3-1, Pina 0-0, Deal 7-3, Hart 1-0, Smyth 0-1, Hodsdon 0-0, Rijo 1-1, Nam 7-3, Miller, J 0-0, Nelo 1-0, Young, C 2-0, Zegarac 1-0.

Batters faced: Marks 11, Pina 8, Deal 15, Hart 4, Smyth 5, Hodsdon 1, Rijo 9, Nam 14, Miller, J 9, Nelo 6, Young, C 5, Zegarac 1.

Inherited runners-scored: Deal 2-1, Hodsdon 1-0, Nam 1-1, Miller, J 1-0, Young, C 1-1, Zegarac 3-0.

Umpires: HP: Blake Davis. 1B: Matt Benham. 2B: . 3B: .

Weather: 98 degrees, clear.

Wind: 6 mph, Varies.

T: 3:41.

Att: 1,016.

Choose a highlighted category to sort. NOTE: Rate stats do not use qualifiers.

		GI ---GAMES BY POSITION---																											
BATTERS	AVG	G	AB	R	H	2B	3B	HR	RBI	TB	BB	IBB	SO	SB	CS	OBP	SLG	OPS	SF	SAC	HBP	DP	1B	2B	3B	SS	OF	C	E
<a href="#">Barfield, Jeremy</a>	.270	133	497	70	134	20	1	16	85	204	52	1	92	1	1	.339	.410	.750	11	1	6	22	0	0	0	0	131	0	10
<a href="#">Carter, Yusuf</a>	.274	46	175	32	48	12	0	13	42	99	12	0	49	1	0	.323	.566	.888	1	0	1	4	1	0	0	0	1	36	2
<a href="#">Green, Grant</a>	.316	128	532	101	168	37	6	19	84	274	38	2	115	9	5	.363	.515	.878	10	3	7	14	0	1	0	112	0	0	36
* <a href="#">Johnson, Todd</a>	.199	79	292	35	58	12	3	5	33	91	25	1	63	5	4	.262	.312	.573	3	0	1	9	0	0	0	0	59	0	1
<a href="#">Ladendorf, Tyler</a>	.270	123	466	58	126	30	4	5	41	179	34	0	106	20	4	.322	.384	.706	3	5	3	12	0	94	1	21	8	0	19
* <a href="#">Napoleon, Dusty</a>	.000	8	17	0	0	0	0	0	1	0	8	0	8	0	0	.346	.000	.346	0	0	1	2	4	0	0	0	0	2	0
<a href="#">Ortiz, Ryan</a>	.277	58	188	35	52	12	1	8	35	90	36	0	47	1	0	.394	.479	.873	1	1	1	3	2	0	0	0	0	54	8
* <a href="#">Parker, Stephen</a>	.296	136	510	99	151	36	5	21	96	260	83	2	103	3	1	.394	.510	.904	12	0	7	13	3	1	127	0	0	0	32
<a href="#">Pinckney, Brandon</a>	.295	21	61	7	18	4	1	1	6	27	10	0	9	0	0	.389	.443	.832	1	3	0	0	0	11	4	2	0	0	2
<a href="#">Spina, Michael</a>	.254	132	507	71	129	27	1	22	87	224	59	1	140	1	0	.345	.442	.787	3	0	13	11	116	2	4	0	0	0	16
# <a href="#">Thomas, David</a>	.239	64	218	40	52	14	4	2	30	80	22	0	41	6	5	.335	.367	.702	1	5	10	3	0	0	0	0	57	0	3
<a href="#">Walton, Kent</a>	.242	38	128	15	31	6	0	1	12	40	11	0	33	4	1	.300	.313	.613	1	1	0	2	0	0	0	0	20	0	0
Other	.258	309	1072	165	277	56	12	24	123	429	157	2	280	34	26	.358	.400	.759	7	4	14	16							
Team Total	.267	137	4666	728	1244	266	38	137	675	1997	548	9	1087	85	47	.348	.428	.776	54	23	64	111							179
		W	L	ERA	G	GS	CG	SHO	SV	SVO	IP	H	R	ER	HR	HB	BB	IBB	SO	BK	WP	GO/AO	DP	WHIP	AVG	AB	TBF	SF	GF
* <a href="#">Barham, Trey</a>	3	2	2.27	58	0	0	0	0	1	6	67.1	62	26	17	3	2	19	2	55	0	2	2.04	5	1.20	.245	253	279	3	11
<a href="#">Carignan, Andrew</a>	2	3	6.68	29	0	0	0	0	0	2	31.0	28	31	23	2	5	34	0	40	0	7	2.40	4	2.00	.239	117	157	0	10
<a href="#">Deal, Scott</a>	3	4	3.19	38	1	0	0	1	2	67.2	61	29	24	6	9	23	2	44	2	7	1.41	10	1.24	.240	254	289	1	9	
<a href="#">Hart, Mike</a>	2	0	3.00	8	0	0	0	1	1	12.0	11	7	4	0	2	6	0	11	0	1	0.41	1	1.42	.239	46	54	0	1	
<a href="#">Haviland, Shawn</a>	9	6	3.65	27	27	0	0	0	0	150.1	156	77	61	15	17	40	0	166	1	12	0.75	10	1.30	.266	586	649	4	0	
<a href="#">Hodsdon, Scott</a>	2	3	6.45	44	0	0	0	3	4	68.1	86	67	49	3	5	32	2	53	1	5	2.02	12	1.73	.306	281	325	3	13	
* <a href="#">Hornbeck, Ben</a>	7	3	4.44	18	18	0	0	0	0	93.1	113	62	46	18	7	41	0	112	1	16	1.40	9	1.65	.300	377	433	4	0	
<a href="#">Hunter, Brett</a>	2	1	6.51	25	0	0	0	0	1	27.2	32	21	20	4	0	25	1	44	1	5	0.85	3	2.06	.294	109	137	2	6	
* <a href="#">Huttenlocker, Anthony</a>	1	0	5.68	5	0	0	0	0	2	6.1	9	6	4	0	1	1	0	6	1	0	1.17	0	1.58	.321	28	30	0	1	
* <a href="#">Krol, Ian</a>	1	0	3.07	3	3	0	0	0	0	14.2	11	6	5	2	1	7	0	15	0	0	1.00	0	1.23	.212	52	61	0	0	
* <a href="#">Marks, Justin</a>	3	1	4.58	5	4	0	0	0	0	19.2	17	13	10	4	1	8	0	17	0	3	1.50	0	1.27	.239	71	84	1	0	
<a href="#">Murray, Justin</a>	10	4	3.48	25	17	1	0	1	2	113.2	123	51	44	10	1	52	1	82	0	8	1.03	9	1.54	.276	446	506	3	1	
<a href="#">Pina, Jose</a>	2	3	5.77	30	1	0	0	1	2	48.1	50	33	31	9	6	19	0	45	0	7	1.07	4	1.43	.273	183	214	4	7	
<a href="#">Pinckney, Brandon</a>	0	0	10.80	2	0	0	0	0	0	1.2	3	2	2	1	0	0	0	0	0	0	4.00	2	1.80	.500	6	6	0	2	
<a href="#">Smyth, Paul</a>	3	6	3.01	58	0	0	0	0	28	38	77.2	68	35	26	4	4	21	4	94	0	6	1.43	2	1.15	.231	295	326	1	45
<a href="#">Thomas, Daniel</a>	0	0	8.71	9	0	0	0	0	1	2	10.1	7	11	10	0	2	13	1	13	0	3	0.78	0	1.94	.189	37	52	0	4
* <a href="#">Williamson, Fabian</a>	4	2	4.66	12	12	0	0	0	0	58.0	64	33	30	6	4	40	0	45	0	4	1.20	9	1.79	.296	216	267	3	0	
Other	18	27	5.46	118	54	0	0	3	4	346.1	394	227	210	46	20	124	2	302	0	25	0.89	20	1.50	.285	1384	1555	17	26	
Team Total	72	65	4.55	137	137	1	2	40	66	1214.1	1295	737	614	133	87	505	15	1144	7	111	1.12	100	1.48	.273	4741	5424	46	136	

KEY: \* - lefthanded hitter/pitcher, # - switch hitter

Kane County Cougars (69-66) 4, Peoria Chiefs (69-65) 2  
September 3, 2010

	1	2	3	4	5	6	7	8	9	R	H	E
Peoria	0	0	0	2	0	0	0	0	0	2	6	1
Kane County	0	0	0	3	0	0	1	0	x	4	4	1

Peoria	AB	R	H	RBI	BB	SO	LOB	AVG	Kane County	AB	R	H	RBI	BB	SO	LOB	AVG
Watkins, L, SS	3	0	1	0	1	1	0	.263	Crumbliss, 2B	0	0	0	0	3	0	0	.272
Cerda, 2B	4	1	1	0	0	2	0	.264	Crisotomo, CF	3	1	0	0	0	0	3	.261
Fitzgerald, DH	4	1	1	0	0	1	0	.282	Gil, 3B	4	0	1	0	0	0	2	.255
Bour, 1B	4	0	0	0	0	1	0	.290	Aliotti, A, 1B	3	1	1	1	1	1	2	.278
Ha, RF	3	0	1	1	0	0	0	.320	LeVier, RF	4	1	1	1	0	0	0	.318
Perez, N, LF	3	0	1	0	1	0	1	.291	Dixon, Ra, LF	3	1	1	2	1	1	0	.275
Giansanti, CF	3	0	1	0	1	1	0	.295	Christian, DH	4	0	0	0	0	1	1	.272
Flores, L, C	4	0	0	0	0	2	5	.215	Stassi, C	2	0	0	0	1	0	1	.228
Matheus, 3B	3	0	0	0	0	0	0	.156	Gilmartin, SS	3	0	0	0	0	1	1	.243
Wallach, B, P	0	0	0	0	0	0	0	.000	Mederos, P	0	0	0	0	0	0	0	.000
Lorick, J, P	0	0	0	0	0	0	0	.000	Gilliam, R, P	0	0	0	0	0	0	0	.000
Grife, S, P	0	0	0	0	0	0	0	.000	Peterson, P	0	0	0	0	0	0	0	.000
Totals	31	2	6	1	3	8	6	.266	Guzman, P	0	0	0	0	0	0	0	.000
									Totals	26	4	4	4	6	4	10	.254

**BATTING**

2B: Ha (14, Gilliam, R).  
 TB: Watkins, L; Cerda; Fitzgerald; Ha 2; Perez, N; Giansanti.  
 RBI: Ha (44).  
 Runners left in scoring position, 2 out: Flores, L 3.  
 SF: Ha.  
 Team RISP: 0-for-3.  
 Team LOB: 6.

**BASERUNNING**

CS: Watkins, L 2 (10, 2nd base by Mederos/Stassi, 2nd base by Mederos/Stassi).

**FIELDING**

E: Perez, N (7, fielding).  
 Outfield assists: Giansanti (Gil at 3rd base).

**BATTING**

2B: LeVier (6, Wallach, B).  
 HR: Dixon, Ra (8, 4th inning off Wallach, B, 1 on, 1 out).  
 TB: Gil; Aliotti, A; LeVier 2; Dixon, Ra 4.  
 RBI: LeVier (20), Dixon, Ra 2 (54), Aliotti, A (74).  
 2-out RBI: Aliotti, A.  
 Runners left in scoring position, 2 out: Aliotti, A 2.  
 S: Crisotomo.  
 Team RISP: 2-for-5.  
 Team LOB: 6.

**FIELDING**

E: Gilmartin (25, fielding).

Peoria	IP	H	R	ER	BB	SO	HR	ERA	Kane County	IP	H	R	ER	BB	SO	HR	ERA
Wallach, B (L, 6-4)	4.0	2	3	3	3	0	1	4.25	Mederos (W, 7-5)	7.0	5	2	0	1	4	0	3.01
Lorick, J	3.0	2	1	1	3	3	0	4.82	Gilliam, R (H, 1)	1.2	1	0	0	0	3	0	3.93
Grife, S	1.0	0	0	0	0	1	0	4.04	Peterson	0.0	0	0	0	1	0	0	3.88
Totals	8.0	4	4	4	6	4	1	4.06	Guzman (S, 18)	0.1	0	0	0	1	1	0	3.47
									Totals	9.0	6	2	0	3	8	0	3.89

Peterson pitched to 1 batter in the 9th.

WP: Peterson.

HBP: Crumbliss (by Wallach, B).

Groundouts-flyouts: Wallach, B 5-6, Lorick, J 4-1, Grife, S 1-0, Mederos 10-5, Gilliam, R 2-0, Peterson 0-0, Guzman 0-0.

Batters faced: Wallach, B 18, Lorick, J 13, Grife, S 3, Mederos 26, Gilliam, R 6, Peterson 1, Guzman 2.

Inherited runners-scored: Peterson 1-0, Guzman 2-0.

Umpires: HP: Taro Hamano. 1B: Jeff Klinghoffer. 2B: . 3B: .

Weather: 64 degrees, cloudy.

Wind: 15 mph, Out to RF.

T: 2:23.

Att: 7,695.



Choose a highlighted category to sort. NOTE: Rate stats do not use qualifiers.

		GI ---GAMES BY POSITION---																											
<u>BATTERS</u>	<u>AVG</u>	<u>G</u>	<u>AB</u>	<u>R</u>	<u>H</u>	<u>2B</u>	<u>3B</u>	<u>HR</u>	<u>RBI</u>	<u>TB</u>	<u>BB</u>	<u>IBB</u>	<u>SO</u>	<u>SB</u>	<u>CS</u>	<u>OBP</u>	<u>SLG</u>	<u>OPS</u>	<u>SF</u>	<u>SAC</u>	<u>HBP</u>	<u>DP</u>	<u>1B</u>	<u>2B</u>	<u>3B</u>	<u>SS</u>	<u>OF</u>	<u>C</u>	<u>E</u>
* <a href="#">Allotti, Anthony</a>	.278	130	467	74	130	29	1	5	74	176	90	1	132	14	3	.398	.377	.774	7	3	7	7	123	0	0	0	0	0	11
* <a href="#">Christian, Jason</a>	.272	56	206	30	56	12	2	4	32	84	16	3	53	11	2	.323	.408	.731	3	1	1	2	0	2	26	15	0	0	8
* <a href="#">Crisotomo, Jose</a>	.261	46	165	22	43	4	2	0	24	51	10	0	17	6	4	.303	.309	.612	0	9	0	2	0	0	0	0	42	0	2
* <a href="#">Crumbliss, Conner</a>	.272	131	481	93	131	30	2	5	55	180	123	0	91	24	8	.422	.374	.796	6	5	6	6	0	117	0	0	12	0	11
<a href="#">Dixon, Rashun</a>	.275	116	432	68	119	18	3	8	54	167	58	0	131	9	7	.374	.387	.760	2	0	11	6	0	0	0	0	106	0	4
<a href="#">Gil, Leonardo</a>	.255	114	424	62	108	25	6	13	72	184	26	0	104	4	2	.300	.434	.734	10	2	6	14	2	0	97	6	0	0	16
# <a href="#">Gilmartin, Michael</a>	.243	117	416	40	101	30	4	5	53	154	46	0	118	14	5	.326	.370	.696	4	7	7	8	0	0	0	115	0	0	25
<a href="#">House, Tyreece</a>	.245	118	416	81	102	9	3	1	28	120	94	0	88	35	13	.396	.288	.685	3	7	12	9	0	0	0	0	107	0	8
* <a href="#">LeVier, Mitch</a>	.318	22	85	16	27	6	1	2	20	41	8	0	21	1	0	.376	.482	.859	0	0	0	0	0	0	0	0	12	0	3
<a href="#">Nunez, Juan</a>	.169	43	148	11	25	3	0	1	14	31	6	0	50	0	1	.205	.209	.415	1	2	1	1	0	0	0	0	0	42	9
<a href="#">Richard, Myrio</a>	.281	97	356	47	100	27	2	2	33	137	38	0	57	11	7	.358	.385	.742	1	2	5	7	0	0	0	0	82	0	6
<a href="#">Stassi, Max</a>	.228	108	404	52	92	20	1	13	51	153	45	1	140	3	3	.311	.379	.689	3	1	5	12	0	0	0	0	0	93	13
Other	.225	156	551	58	124	30	2	6	70	176	43	0	166	9	5	.288	.319	.608	5	4	8	15							
Team Total	.254	135	4551	654	1158	243	29	65	580	1654	603	5	1168	141	60	.347	.363	.711	45	43	69	89							162
<u>PITCHERS</u>	<u>W</u>	<u>L</u>	<u>ERA</u>	<u>G</u>	<u>GS</u>	<u>CG</u>	<u>SHO</u>	<u>SV</u>	<u>SVO</u>	<u>IP</u>	<u>H</u>	<u>R</u>	<u>ER</u>	<u>HR</u>	<u>HB</u>	<u>BB</u>	<u>IBB</u>	<u>SO</u>	<u>BK</u>	<u>WP</u>	<u>GO/AO</u>	<u>DP</u>	<u>WHIP</u>	<u>AVG</u>	<u>AB</u>	<u>TBF</u>	<u>SF</u>	<u>GF</u>	<u>HLD</u>
<a href="#">Doolittle, Ryan</a>	0	0	4.43	17	0	0	0	2	4	22.1	33	11	11	3	2	1	1	19	0	1	2.43	4	1.52	.344	96	100	0	10	3
<a href="#">Gil, Leonardo</a>	0	1	13.50	1	0	0	0	0	0	0.2	0	1	1	0	0	4	0	1	0	0	0.00	0	6.00	.000	2	6	0	1	0
<a href="#">Gilliam, Robert</a>	6	6	3.93	23	18	0	0	0	0	110.0	105	53	48	7	7	35	0	100	2	10	0.71	6	1.27	.255	412	466	9	0	1
<a href="#">Guzman, Jose</a>	4	2	3.47	44	0	0	0	18	20	49.1	44	23	19	3	2	15	0	49	1	6	1.02	2	1.20	.237	186	207	2	38	1
<a href="#">Hoehn, Connor</a>	7	4	3.84	43	0	0	0	1	3	86.2	67	40	37	6	7	39	1	100	0	9	1.08	3	1.22	.213	314	369	2	8	8
<a href="#">Joseph, Jonathan</a>	2	5	3.33	14	9	0	0	0	0	54.0	49	27	20	2	4	26	1	55	2	10	0.87	6	1.39	.241	203	236	3	1	2
<a href="#">Lansford, Josh</a>	1	2	4.28	39	0	0	0	1	3	48.1	52	29	23	5	3	16	0	56	2	5	0.68	2	1.41	.272	191	212	2	18	2
<a href="#">Larsen, Aaron</a>	0	1	10.80	1	1	0	0	0	0	1.2	5	6	2	2	0	2	0	1	0	0	3.00	0	4.20	.455	11	13	0	0	0
<a href="#">Macias, Jose</a>	0	1	6.43	2	2	0	0	0	0	7.0	10	5	5	0	0	3	0	4	0	0	1.67	1	1.86	.345	29	33	0	0	0
<a href="#">Mederos, Chris</a>	7	5	3.01	15	13	0	0	0	0	71.2	60	32	24	4	2	22	0	57	0	5	2.10	6	1.14	.224	268	296	3	0	0
<a href="#">Nunez, Juan</a>	0	0	0.00	1	0	0	0	0	0	0.1	0	0	0	0	0	1	0	0	0	0	0.00	0	3.00	.000	1	2	0	1	0
* <a href="#">Peterson, Max</a>	4	5	3.88	33	0	0	0	2	5	51.0	39	23	22	4	2	30	1	70	0	9	1.50	3	1.35	.215	181	221	4	14	2
<a href="#">Schultz, Bo</a>	6	1	2.38	40	0	0	0	0	1	72.0	50	26	19	1	10	34	3	62	2	3	3.74	8	1.17	.195	256	303	1	15	4
<a href="#">Smalley, Kenny</a>	0	1	6.00	11	2	0	0	0	0	21.0	20	14	14	2	0	15	0	18	0	0	0.72	3	1.67	.256	78	94	1	4	0
<a href="#">Smith, Murphy</a>	8	2	3.64	17	16	0	0	0	0	96.1	91	50	39	1	8	25	1	70	2	1	1.51	8	1.20	.251	362	404	5	0	0
<a href="#">Straily, Daniel</a>	9	7	4.44	27	27	0	0	0	0	142.0	134	74	70	13	6	58	3	142	1	10	1.17	11	1.35	.256	524	599	6	0	0
Other	15	23	4.05	119	47	0	0	3	6	362.1	348	191	163	25	25	117	1	334	7	25	1.40	25	1.28	.253	1376	1546	15	25	9
Team Total	69	66	3.89	135	135	0	6	27	42	1196.2	1107	605	517	78	78	443	12	1138	19	94	1.30	88	1.30	.247	4490	5107	53	135	32

KEY: \* - lefthanded hitter/pitcher, # - switch hitter

Vancouver Canadians (42-32) 1, Everett AquaSox (47-27) 0  
September 3, 2010

	1	2	3	4	5	6	7	8	9	R	H	E
Everett	0	0	0	0	0	0	0	0	0	0	2	0
Vancouver	0	0	0	0	1	0	0	0	x	1	5	0

Everett	AB	R	H	RBI	BB	SO	LOB	AVG	Vancouver	AB	R	H	RBI	BB	SO	LOB	AVG
Anston, CF	4	0	0	0	0	2	0	.297	Castillo, G, 2B	4	0	0	0	0	0	4	.125
Serrano, 3B	3	0	1	0	1	0	0	.309	Bercume, CF	4	0	1	0	0	0	2	.289
Rivers, RF	2	0	0	0	1	1	2	.338	Landaeta, RF	3	0	0	0	0	1	1	.298
Gebbers, H, 2B	3	0	0	0	0	0	3	.242	Whitaker, LF	3	0	0	0	0	1	0	.232
Sharpley, 1B	4	0	0	0	0	4	3	.234	Nester, DH	3	0	0	0	0	2	0	.178
Sams, LF	4	0	0	0	0	1	2	.169	Leyja, 3B	3	1	1	0	0	1	0	.210
Baron, S, C	3	0	1	0	0	1	0	.247	Luis, M, 1B	3	0	1	1	0	1	0	.205
Britton, DH	3	0	0	0	0	0	1	.215	Fabiaschi, SS	2	0	1	0	1	1	1	.234
Phillips, A, SS	3	0	0	0	0	0	1	.195	Petitti, C	2	0	1	0	1	0	1	.123
Sorce, P	0	0	0	0	0	0	0	.000	McDaniel, P	0	0	0	0	0	0	0	.000
Sena, P	0	0	0	0	0	0	0	.000	Vidal, P	0	0	0	0	0	0	0	.000
Whitmore, P	0	0	0	0	0	0	0	.000	Brown, P	0	0	0	0	0	0	0	.000
Kesler, P	0	0	0	0	0	0	0	.000	Chitwood, P	0	0	0	0	0	0	0	.000
<b>Totals</b>	<b>29</b>	<b>0</b>	<b>2</b>	<b>0</b>	<b>2</b>	<b>9</b>	<b>12</b>	<b>.254</b>	<b>Totals</b>	<b>27</b>	<b>1</b>	<b>5</b>	<b>1</b>	<b>2</b>	<b>7</b>	<b>9</b>	<b>.251</b>

**BATTING**

2B: Baron, S (11, Vidal).

TB: Serrano; Baron, S 2.

Runners left in scoring position, 2 out: Sharpley; Phillips, A; Sams 2.

Team RISP: 0-for-6.

Team LOB: 6.

**FIELDING**

DP: 2 (Phillips, A-Gebbers, H-Sharples, Serrano-Gebbers, H-Sharples).

**BATTING**

2B: Fabiaschi (6, Sena).

TB: Bercume; Leyja; Luis, M; Fabiaschi 2; Petitti.

RBI: Luis, M (2).

Runners left in scoring position, 2 out: Bercume 2.

GIDP: Landaeta; Castillo, G.

Team RISP: 1-for-4.

Team LOB: 4.

**BASERUNNING**

SB: Leyja (3, 2nd base off Sena/Baron, S).

Everett	IP	H	R	ER	BB	SO	HR	ERA	Vancouver	IP	H	R	ER	BB	SO	HR	ERA
Sorce	1.0	1	0	0	0	0	0	3.64	McDaniel	4.0	0	0	0	1	4	0	3.64
Sena (L, 0-1)	5.0	3	1	1	1	6	0	1.80	Vidal (W, 4-0)	2.0	2	0	0	0	2	0	2.92
Whitmore	1.0	0	0	0	0	1	0	3.68	Brown (H, 5)	2.0	0	0	0	0	2	0	1.82
Kesler	1.0	1	0	0	1	0	0	1.47	Chitwood (S, 1)	1.0	0	0	0	1	1	0	5.19
<b>Totals</b>	<b>8.0</b>	<b>5</b>	<b>1</b>	<b>1</b>	<b>2</b>	<b>7</b>	<b>0</b>	<b>3.28</b>	<b>Totals</b>	<b>9.0</b>	<b>2</b>	<b>0</b>	<b>0</b>	<b>2</b>	<b>9</b>	<b>0</b>	<b>3.19</b>

WP: Sena, McDaniel, Chitwood.

HBP: Rivers (by McDaniel), Gebbers, H (by Chitwood).

Groundouts-flyouts: Sorce 3-0, Sena 7-2, Whitmore 0-2, Kesler 1-1, McDaniel 3-4, Vidal 1-3, Brown 2-2, Chitwood 0-1.

Batters faced: Sorce 3, Sena 18, Whitmore 3, Kesler 5, McDaniel 14, Vidal 8, Brown 6, Chitwood 5.

Umpires: HP: Mike Terry. 1B: Chris Gonzalez. 2B: . 3B: .

Weather: 77 degrees, cloudy.

Wind: 11 mph, L to R.

T: 2:24.

Att: 3,904.

Choose a highlighted category to sort. NOTE: Rate stats do not use qualifiers.

BATTERS	GI ---GAMES BY POSITION---																													
	AVG	G	AB	R	H	2B	3B	HR	RBI	TB	BB	IBB	SO	SB	CS	OBP	SLG	OPS	SF	SAC	HBP	DP	1B	2B	3B	SS	OF	C	E	
* <a href="#">Bercume, Jeff</a>	.289	63	246	31	71	10	3	0	24	87	22	0	36	10	4	.355	.354	.709	3	7	5	2	0	0	0	0	51	0	1	
<a href="#">Castillo, Gernaldo</a>	.125	18	48	3	6	1	0	0	2	7	7	0	10	1	0	.236	.146	.382	0	2	0	2	0	10	4	3	0	0	10	
<a href="#">Choice, Michael</a>	.266	25	94	20	25	7	2	7	26	57	15	1	42	6	1	.381	.606	.987	1	0	3	1	0	0	0	0	25	0	2	
<a href="#">Fabiaschi, Michael</a>	.234	31	94	13	22	6	1	0	4	30	17	0	25	2	2	.374	.319	.693	0	3	4	0	0	16	1	7	0	0	2	
* <a href="#">Hurley, Zachary</a>	.271	19	59	9	16	4	1	0	5	22	2	0	12	0	0	.295	.373	.668	0	1	0	3	0	0	0	0	13	0	1	
<a href="#">Kirby-Jones, A.J.</a>	.256	73	242	40	62	10	0	14	42	114	60	3	80	1	1	.412	.471	.883	3	0	6	6	65	0	0	0	0	0	12	
<a href="#">Kirkland, Wade</a>	.279	66	272	34	76	18	2	0	26	98	9	0	57	4	1	.304	.360	.664	3	3	2	7	0	0	0	66	0	0	24	
<a href="#">Landaeta, Douglas</a>	.298	69	272	27	81	14	1	2	32	103	18	2	35	5	9	.340	.379	.719	3	2	1	11	0	0	0	0	67	0	3	
<a href="#">Levia, Nino</a>	.210	42	138	19	29	3	1	1	7	37	13	0	35	3	2	.282	.268	.550	3	2	2	1	0	25	10	0	0	0	11	
<a href="#">Lipkin, Ryan</a>	.273	50	176	21	48	12	0	1	33	63	13	0	30	1	1	.332	.358	.690	1	3	3	7	0	0	0	0	0	38	4	
<a href="#">Luis, Marcos</a>	.205	15	39	1	8	0	0	0	2	8	0	0	6	0	0	.244	.205	.449	0	1	2	2	7	0	4	0	0	0	3	
<a href="#">Nester, John</a>	.178	21	73	7	13	3	0	0	7	16	8	1	25	0	1	.256	.219	.475	1	3	0	1	0	0	0	0	0	13	1	
<a href="#">Petitti, Daniel</a>	.123	26	73	3	9	1	1	0	6	12	6	0	26	0	0	.207	.164	.372	1	4	2	2	0	0	0	0	0	26	2	
<a href="#">Pineda, Ryan</a>	.227	24	88	16	20	9	0	0	8	29	16	0	19	1	0	.343	.330	.672	1	1	0	0	0	23	0	0	0	0	2	
<a href="#">Thompson, Tony</a>	.245	60	229	30	56	11	0	3	21	76	22	0	42	1	1	.319	.332	.651	0	0	3	7	0	0	58	0	0	0	20	
<a href="#">Whitaker, John</a>	.232	43	142	19	33	5	0	4	22	50	16	0	40	6	2	.309	.352	.661	3	3	1	3	0	0	0	0	36	0	1	
Other	.242	58	186	22	45	6	0	2	17	57	26	1	59	2	4	.352	.306	.658	1	5	6	4								
Team Total	.251	74	2471	315	620	120	12	34	284	866	270	8	579	43	29	.332	.350	.682	24	40	40	59								114

PITCHERS	W	L	ERA	G	GS	CG	SHO	SV	SVO	IP	H	R	ER	HR	HB	BB	IBB	SO	BK	WP	GO/AO	DP	WHIP	AVG	AB	TBF	SF	GF	HLD
<a href="#">Bowman, Josh</a>	0	2	3.74	14	0	0	0	0	0	21.2	29	16	9	2	2	5	1	23	0	2	1.41	1	1.57	.302	96	106	1	4	1
* <a href="#">Brown, Jacob</a>	2	3	1.82	19	0	0	0	0	3	29.2	24	9	6	0	0	5	0	31	0	2	1.29	1	0.98	.218	110	117	1	4	5
<a href="#">Chitwood, Logan</a>	1	1	5.19	8	0	0	0	1	2	8.2	12	5	5	1	1	4	0	6	0	1	0.43	1	1.85	.333	36	42	1	4	1
<a href="#">Christensen, Kyle</a>	0	1	4.66	12	8	0	0	0	0	36.2	35	20	19	3	1	17	0	22	0	2	1.08	2	1.42	.254	138	158	1	0	2
<a href="#">Fabiaschi, Michael</a>	0	0	0.00	1	0	0	0	0	0	0.1	0	0	0	0	0	0	0	0	0	0	0.00	0	0.00	.000	1	1	0	1	0
<a href="#">Frankoff, Seth</a>	3	1	3.46	6	6	0	0	0	0	26.0	29	12	10	0	0	12	0	25	1	0	1.83	2	1.58	.282	103	117	0	0	0
<a href="#">Griffin, A.J.</a>	1	1	2.95	20	0	0	0	15	16	21.1	14	9	7	0	3	7	1	27	0	2	0.75	3	0.98	.184	76	86	0	18	0
<a href="#">Hassebrock, Blake</a>	0	1	4.15	13	0	0	0	0	0	17.1	21	8	8	0	4	7	1	16	0	2	2.00	3	1.62	.313	67	83	2	7	2
<a href="#">Jimenez, Devji</a>	4	4	3.54	12	12	0	0	0	0	61.0	61	28	24	5	2	13	1	48	1	4	1.50	10	1.21	.264	231	248	2	0	0
<a href="#">Long, Nathan</a>	8	2	3.10	15	15	0	0	0	0	87.0	95	34	30	4	2	19	2	47	1	3	1.63	10	1.31	.284	334	359	1	0	0
<a href="#">McDaniel, Dan</a>	1	1	3.64	20	1	0	0	0	1	29.2	22	20	12	1	5	16	0	32	0	2	1.65	4	1.28	.208	106	128	0	9	2
* <a href="#">Quigley, Ryan</a>	3	3	7.83	19	1	0	0	0	1	33.1	54	32	29	1	2	20	1	24	0	3	3.50	5	2.22	.365	148	171	1	4	2
* <a href="#">Ramirez, Anivoris</a>	2	6	3.41	14	14	0	0	0	0	63.1	63	31	24	6	3	17	0	55	5	3	1.67	6	1.26	.255	247	269	0	0	0
<a href="#">Tenholder, Daniel</a>	4	0	1.86	24	0	0	0	2	5	38.2	26	12	8	0	2	11	3	38	0	0	0.59	0	0.96	.188	138	152	1	6	4
<a href="#">Thomson, Matthew</a>	3	2	2.15	12	9	0	0	0	0	46.0	35	13	11	0	2	8	0	61	1	2	0.87	2	0.93	.202	173	183	0	0	0
<a href="#">Thornton, Zachary</a>	2	2	2.19	14	0	0	0	0	1	24.2	27	13	6	1	0	7	1	28	0	1	1.73	4	1.38	.290	93	103	1	1	3
<a href="#">Tyson, Drew</a>	0	0	1.29	5	0	0	0	0	0	7.0	10	1	1	0	1	3	0	6	0	1	0.50	0	1.86	.345	29	33	0	2	1
<a href="#">Vidal, Pedro</a>	4	0	2.92	24	0	0	0	0	0	37.0	46	16	12	0	0	10	0	31	0	3	0.79	0	1.51	.303	152	167	3	7	7
Other	4	2	1.72	27	8	0	0	6	8	73.1	65	24	14	0	5	20	0	80	1	5	1.14	6	1.16	.234	278	309	2	7	0
Team Total	42	32	3.19	74	74	0	3	24	37	662.2	668	303	235	24	35	201	11	600	10	38	1.30	60	1.31	.261	2556	2832	17	74	30

KEY: \* - lefthanded hitter/pitcher, # - switch hitter

Choose a highlighted category to sort. NOTE: Rate stats do not use qualifiers.

		GI ---GAMES BY POSITION---																											
BATTERS	AVG	G	AB	R	H	2B	3B	HR	RBI	TB	BB	IBB	SO	SB	CS	OBP	SLG	OPS	SF	SAC	HBP	DP	1B	2B	3B	SS	OF	C	E
<a href="#">Affinito, Chris</a>	.286	9	28	9	8	1	0	3	10	18	10	0	12	0	0	.474	.643	1.117	0	0	0	2	4	0	0	0	0	2	0
<a href="#">Brazoban, Yeudy</a>	.204	28	98	8	20	6	1	2	9	34	4	1	25	4	0	.233	.347	.580	1	0	0	4	0	0	0	1	18	0	3
<a href="#">Cabrera, Yordy</a>	.188	5	16	3	3	1	0	0	0	4	4	0	5	0	0	.350	.250	.600	0	0	0	0	0	0	0	5	0	0	0
* <a href="#">Chavez, Eric</a>	.333	1	3	0	1	0	0	0	0	1	0	0	1	0	0	.333	.333	.667	0	0	0	0	0	0	0	0	0	0	0
<a href="#">Clime, Neudy</a>	.278	35	133	22	37	6	2	1	19	50	9	0	33	9	1	.329	.376	.705	0	2	1	0	0	29	4	0	0	14	
* <a href="#">Consigli, Royce</a>	.340	41	156	25	53	12	4	1	31	76	20	0	33	4	3	.406	.487	.893	4	0	0	2	0	0	0	0	40	0	3
<a href="#">Galarraga, Joel</a>	.197	19	61	8	12	2	0	0	5	14	7	0	18	3	0	.286	.230	.515	1	0	1	0	0	0	0	0	13	2	
<a href="#">Garcia, Elvis</a>	.197	45	132	21	26	3	2	1	9	36	12	0	28	4	3	.275	.273	.548	2	4	3	3	0	0	0	0	43	0	0
<a href="#">Lewis, Chad</a>	.231	4	13	5	3	0	0	0	3	3	3	0	5	0	0	.375	.231	.606	0	0	0	2	0	0	4	0	0	3	
<a href="#">Lopez, Diomedes</a>	.266	36	109	11	29	11	0	1	12	43	12	0	39	0	1	.360	.394	.754	0	1	4	2	0	0	0	0	35	3	
<a href="#">Marte, Miguel</a>	.230	52	204	21	47	9	0	4	27	68	4	0	73	1	0	.265	.333	.598	1	1	6	6	49	0	0	0	2	8	
# <a href="#">Martinez, Hiram</a>	.188	26	64	6	12	2	0	0	4	14	8	0	17	1	0	.278	.219	.497	0	1	0	1	0	3	0	21	0	14	
# <a href="#">Pan, Zhi Fang</a>	.331	43	157	31	52	9	4	0	11	69	13	2	24	3	4	.386	.439	.825	0	1	1	2	0	12	1	27	0	16	
<a href="#">Peralta, Jensi</a>	.223	32	103	11	23	5	1	0	8	30	4	0	38	0	1	.252	.291	.544	0	0	0	3	0	1	17	13	0	15	
* <a href="#">Ramsey, Rashad</a>	.152	25	66	11	10	0	1	0	4	12	4	0	20	6	0	.197	.182	.379	1	0	0	0	0	0	0	0	19	0	1
<a href="#">Rojas, Kelvin</a>	.216	16	51	5	11	2	0	0	8	13	6	0	11	1	0	.298	.255	.553	0	1	0	1	0	0	0	0	13	0	0
<a href="#">Santana, Jonatan</a>	.228	45	149	18	34	7	1	0	17	43	11	0	40	2	0	.297	.289	.586	1	3	4	6	11	8	32	0	0	5	
<a href="#">Shaw, Anthione</a>	.167	25	48	6	8	1	1	0	4	11	9	0	21	3	0	.298	.229	.527	0	0	0	0	0	0	0	0	21	0	1
* <a href="#">Shipman, Aaron</a>	.118	4	17	2	2	0	0	0	2	2	0	0	6	3	0	.118	.118	.235	0	0	0	0	0	0	0	0	4	0	0
<a href="#">Soto, Ramon</a>	.275	28	102	13	28	7	1	2	14	43	7	0	27	1	0	.339	.422	.761	0	3	3	0	0	0	0	0	12	2	
<a href="#">Tripp, Jordan</a>	.261	13	46	8	12	3	1	1	7	20	4	0	16	0	0	.346	.435	.781	0	0	2	0	0	0	0	13	0	0	
Other	.243	55	189	32	46	13	2	1	22	66	26	0	49	9	1	.338	.349	.687	2	0	2	2							
Team Total	.245	56	1945	276	477	100	21	17	226	670	177	3	541	54	14	.315	.344	.659	13	17	27	36							100

PITCHERS	W	L	ERA	G	GS	CG	SHO	SV	SVO	IP	H	R	ER	HR	HB	BB	IBB	SO	BK	WP	GO/AO	DP	WHIP	AVG	AB	TBF	SF	GF	HLD
<a href="#">Adames, Joselito</a>	2	4	5.26	15	11	0	0	0	0	53.0	56	37	31	0	3	18	0	59	1	13	3.70	2	1.40	.257	218	240	0	0	1
<a href="#">Avila, Andres</a>	0	2	5.65	12	0	0	0	2	3	14.1	13	12	9	1	2	6	0	16	0	4	0.73	0	1.33	.232	56	67	3	5	2
<a href="#">Bailey, Andrew</a>	0	0	4.38	7	0	0	0	0	0	12.1	9	11	6	0	3	11	2	11	0	1	2.25	1	1.62	.196	46	61	0	1	1
* <a href="#">DiNardo, Lenny</a>	0	0	5.40	2	2	0	0	0	0	3.1	3	2	2	1	0	5	0	2	0	0	0.60	0	2.40	.231	13	18	0	0	0
* <a href="#">Duran, Omar</a>	3	1	2.01	14	2	0	0	0	0	40.1	33	20	9	0	4	17	0	54	1	10	2.05	5	1.24	.221	149	171	1	2	1
* <a href="#">Hughes, Ryan</a>	2	0	4.73	9	0	0	0	1	1	13.1	13	7	7	0	1	4	0	13	0	0	1.50	1	1.28	.265	49	56	1	2	1
* <a href="#">Larsen, Aaron</a>	5	2	2.89	14	4	0	0	0	1	37.1	25	18	12	3	2	10	0	31	0	6	1.11	2	0.94	.177	141	153	0	3	1
<a href="#">Menna, J.C.</a>	1	2	5.79	13	1	0	0	0	0	23.1	25	24	15	0	5	13	0	15	1	5	1.74	3	1.63	.263	95	116	1	1	1
<a href="#">Murphy, Sean</a>	3	0	2.57	14	0	0	0	2	3	21.0	15	9	6	0	1	8	1	32	0	1	2.44	1	1.10	.190	79	89	0	8	0
* <a href="#">Mve, Charles</a>	1	4	3.52	16	0	0	0	1	2	23.0	25	12	9	3	0	11	1	23	0	0	1.10	0	1.57	.263	95	106	0	8	1
<a href="#">Paez, Argenis</a>	6	3	3.15	14	10	0	0	0	0	65.2	69	29	23	3	4	17	0	53	0	10	2.68	4	1.31	.268	257	282	2	1	0
<a href="#">Skaalen, Chris</a>	0	0	8.68	9	0	0	0	0	0	9.1	20	13	9	0	1	5	0	8	0	3	1.25	0	2.68	.417	48	56	1	3	1
<a href="#">Tyson, Drew</a>	1	0	1.33	13	0	0	0	1	2	27.0	21	4	4	0	1	3	0	41	1	2	1.11	2	0.89	.214	98	104	2	6	0
* <a href="#">Urlaub, Jeff</a>	1	0	2.39	15	0	0	0	2	3	26.1	23	10	7	0	2	3	1	26	1	2	1.63	3	0.99	.235	98	104	0	4	0
<a href="#">Vail, Tyler</a>	0	2	3.13	13	10	0	0	0	0	31.2	26	14	11	1	6	8	0	29	0	7	1.30	3	1.07	.218	119	134	1	0	0
Other	5	5	2.90	41	13	0	0	1	1	87.0	65	36	28	5	5	24	1	109	2	14	1.24	2	1.02	.204	318	355	4	12	3
Team Total	30	26	3.49	56	56	0	1	10	16	497.1	447	263	193	18	41	167	6	533	7	81	1.64	30	1.23	.234	1911	2149	16	56	13

KEY: \* - lefthanded hitter/pitcher, # - switch hitter

Oakland Athletics

Organization Leaders

(As of 09/04/2010 03:20 AM EDT)

BATTING TOP 10 (minimum 2.7 PA/team game)

PITCHING TOP 10 (minimum 0.8 IP/team game)

BATTER	CLUB	AVG	G	AB	R	H	HR	RBI	PITCHER	CLUB	W-L	ERA	IP	H	BB	SO
Consigli, Royce	ATH	.340	41	156	25	53	1	31	Krol, Ian	STK	10-4	2.70	133.1	109	26	106
Pan, Zhi Fang	ATH	.331	43	157	31	52	0	11	Long, Nathan	VAN	8-2	3.10	87.0	95	19	47
Green, Grant	STK	.316	128	532	101	168	19	84	Paez, Argenis	ATH	6-3	3.15	65.2	69	17	53
Baisley, Jeff	SAC	.304	99	372	49	113	10	66	Edell, Ryan	MID	9-4	3.17	125.0	136	20	92
Cardenas, Adrian	SAC	.302	106	394	64	119	4	50	Jimenez, Deyvi	VAN	4-4	3.54	61.0	61	13	48
Horton, Josh	MID	.301	113	439	63	132	5	57	Murray, Justin	STK	10-5	3.59	130.1	144	63	89
Sogard, Eric	SAC	.299	134	502	81	150	5	62	DiNardo, Lenny	ATH	2-5	3.65	49.1	59	19	30
Landaeta, Douglas	VAN	.298	69	272	27	81	2	32	Haviland, Shawn	STK	9-6	3.69	153.2	162	42	169
Parker, Stephen	STK	.296	136	510	99	151	21	96	Banwart, Travis	SAC	8-7	3.83	150.1	143	59	125
Bercume, Jeff	VAN	.289	63	246	31	71	0	24	Gilliam, Robert	KC	6-6	3.93	110.0	105	35	100

HOME RUNS

WINS

Carter, Chris	SAC	31
McPherson, Dallas	SAC	22
Spina, Michael	STK	22
Parker, Stephen	STK	21
Green, Grant	STK	19

Mortensen, Clay	SAC	13
Smith, Murphy	KC	11
Krol, Ian	STK	10
Murray, Justin	STK	10

5 others tied at 9.

RBI

SAVES

Parker, Stephen	STK	96
Carter, Chris	SAC	94
Spina, Michael	STK	87
Barfield, Jeremy	STK	85
Green, Grant	STK	84

Smyth, Paul	STK	28
Guzman, Jose	KC	18
Griffin, A.J.	VAN	15
Lansford, Jared	SAC	12
Rodriguez, Henry	SAC	11

STOLEN BASES

STRIKEOUTS

Wimberly, Corey	SAC	55
House, Tyreace	KC	35
Gilbert, Archie	MID	28
Crumbly, Conner	KC	24
Mitchell, Jermaine	MID	24

Haviland, Shawn	STK	169
Straily, Daniel	KC	142
Hornbeck, Ben	STK	138
Marks, Justin	STK	136
Banwart, Travis	SAC	125

TEAM STATISTICS

TEAM BATTING	AVG	AB	R	H	HR	BB	SO	SB	CS	TEAM PITCHING	W-L	ERA	H	CG	SHO	SV	HR	BB	SO
Sacramento	.271	4808	805	1304	157	578	1035	131	49	Vancouver	42-32	3.19	668	0	3	24	24	201	600
Stockton	.267	4666	728	1244	137	548	1087	85	47	AZL Athletics	30-26	3.49	447	0	1	10	18	167	533
Midland	.264	4615	632	1220	74	517	1012	124	49	Kane County	69-66	3.89	1107	0	6	27	78	443	1138
Kane County	.254	4551	654	1158	65	603	1168	141	60	Midland	69-68	4.11	1236	0	4	38	76	519	982
Vancouver	.251	2471	315	620	34	270	579	43	29	Sacramento	77-64	4.27	1273	1	5	35	116	556	1052
AZL Athletics	.245	1945	276	477	17	177	541	54	14	Stockton	72-65	4.55	1295	1	2	40	133	505	1144