




OAKLAND ATHLETICS

Minor League Report

Oakland Athletics Baseball Company • 7000 Coliseum Way • Oakland, CA 94621
510-638-4900 • Public Relations Facsimile 510-562-1633 • www.oaklandathletics.com

Monday, September 6, 2010




SACRAMENTO RIVER CATS
Triple-A – Pacific Coast League
Manager: Tony DeFrancesco

Yesterday: Win at Colorado Springs, 3-2 **Standing:** 79-64, 1st, -- GB
Today: at Colorado Springs 12:05 pm PT
Probables: RHP Brett Tomko (2-0, 5.87) vs. RHP Chaz Roe (8-13, 6.04)

River Cats Notables

- **OF Michael Taylor** had his nine-game hitting streak snapped yesterday and is now batting .457 (16 for 35) over his last 10 games.
- **C Anthony Recker** has hit safely in 12 of 13 games and is batting .456 (21 for 46) during that stretch.
- **IF Eric Sogard** has hit safely in 10 of his past 13 games and is batting .386 (17 for 44) over that span.
- **RHP Clayton Mortensen** is tied for second in the Pacific Coast League in wins (13) and is eighth in ERA (4.25).



KANE COUNTY COUGARS
Single-A – Midwest League
Manager: Aaron Nieckula

Yesterday: Win vs. Wisconsin, 9-4 **Standing:** 39-29, 2nd, 4.0 GB
Today: vs. Wisconsin 11:00 am PT
Probables: RHP Kenny Smalley (0-1, 6.14) vs. RHP Nick Bucci (5-7, 3.72)

Cougars Notables

- **OF Rashun Dixon** extended his hitting streak to 11 games yesterday and is hitting .364 (16 for 44) during that stretch.
- **IF Leonardo Gil** has hit safely in 13 of 14 games and is batting .362 (21 for 58) over that span.
- **IF Conner Crumbliss** has hit safely in eight of nine games (.375, 12 for 32)...is first in the Midwest League in walks (125) and runs (95) and is second in on-base percentage (.423).
- **RHP Dan Straily** is second in the ML in strikeouts (149), tied for second in games started (28) and tied for fourth in innings (148.0).



MIDLAND ROCKHOUNDS
Double-A – Texas League
Manager: Darren Bush

Yesterday: Loss vs. Frisco, 10-5 **Standing:** 34-35, T-1st, -- GB
Today: vs. Frisco 4:30 pm PT
Probables: RHP Graham Godfrey (0-1, 3.86) vs. RHP Michael Schlact (1-4, 7.11)

RockHounds Notables

- **OF Matt Sulentic** has hit safely in nine of 11 games and is batting .350 (14 for 40) with five multiple-hit games during that stretch.
- **C Petey Paramore** has hit safely in 10 of 13 games and is batting .478 (17 for 45) over that stretch.
- **LHP Anthony Capra** is tied for first in the Texas League in games started (28) and is third in opponents batting average (.249) and strikeouts (118).
- **LHP Ryan Edell** is third in the TL in WHIP (1.25) and ranks sixth in ERA (3.17).




VANCOUVER CANADIANS
Single-A (Short Season) – Northwest League
Manager: Rick Magnante

Yesterday: Loss vs. Everett, 4-0 **Standing:** 25-13, 1st, -- GB
Today: Off day

Canadians Notables

- **OF Michael Choice** went 4 for 4 with three doubles yesterday.
- **OF Jeff Bercume** has hit safely in 10 of his last 13 games and is batting .292 (14 for 48) over that span.
- **IF A.J. Kirby-Jones** is on a seven-game hitting streak (.391, 9 for 23)...is first in the Northwest League in walks (61), second in on-base percentage (.417) and is tied for second in home runs (14).
- **RHP Nathan Long** ranks first in the NL in innings pitched (87.0), tied for first in wins (8) and is eighth in ERA (3.10).




STOCKTON PORTS
Single-A – California League
Manager: Steve Scarsone

Yesterday: Loss at Bakersfield, 13-9 **Standing:** 42-27, 1st, -- GB
Today: at Bakersfield 1:15 pm PT
Probables: LHP Fabian Williamson (4-2, 4.66) vs. RHP Wilfredo Boscan (9-13, 4.65)

Ports Notables

- **IF Stephen Parker** extended his hitting streak to 10 games yesterday and is batting .357 (15 for 42) with four multiple-hit games during that stretch.
- **OF Jeremy Barfield** has hit safely in 16 of 17 games and is batting .319 (27 for 69) with seven multiple-hit games over that span.
- **IF Grant Green** is second in the California League in hits (173), tied for second in doubles (39), is third in total bases (284) and extra-base hits (65), is fourth in runs scored (106) and is fifth in hitting (.322) and slugging (.523).
- **RHP Shawn Haviland** is second in the CL in strikeouts (166) and is fifth in ERA (3.65).



ARIZONA A'S
Rookie – Arizona League
Manager: Marcus Jensen

Yesterday: -- **Final Standing:** 30-26, 2nd, 5.0 GB
Today: Season has ended

A's Notables

- **IF Chih-Fang Pan** finished the season on a 16-game hitting streak and batted .448 (30 for 67) with 11 multiple-hit games during that span...finished sixth in the Arizona League with a .336 batting average.
- **OF Royce Consigli** finished third in the AL in hitting (.340) and tied for fourth in on-base percentage (.406).
- **RHP Argenis Paez** was tied for second in wins (6), third in innings pitched (65.2) and seventh in ERA (3.15).

MINOR LEAGUE TRANSACTIONS

Sept. 1 Selected Justin James from SAC to OAK
Sept. 1 Recalled Ross Wolf from SAC to OAK
Sept. 1 Placed Cedrick Bowers (SAC) on the DL with a left elbow strain
Sept. 1 Reinstated John Halama (SAC) from the temporarily inactive list
Sept. 3 Reinstated Josh Donaldson (SAC) from the DL
Sept. 3 Placed Clayton Mortensen (SAC) on the temporarily inactive list
Sept. 3 Placed Jared Price (SAC) on the DL with a left ankle sprain

Sacramento River Cats (79-64) 3, Colorado Springs Sky Sox (63-79) 2
September 5, 2010

	1	2	3	4	5	6	7	8	9	R	H	E
Sacramento	0	0	0	0	0	0	2	0	1	3	6	1
Colorado Springs	0	0	0	0	1	0	1	0	0	2	8	2

Sacramento	AB	R	H	RBI	BB	SO	LOB	AVG	Colorado Springs	AB	R	H	RBI	BB	SO	LOB	AVG
Wimberly, 3B	4	0	0	1	0	0	4	.284	Garner, LF	5	0	1	0	0	0	1	.304
Sogard, SS	3	0	0	0	1	1	1	.298	Frey, CF	4	0	2	0	0	0	1	.285
Everidge, 1B	4	0	0	0	0	2	1	.249	Payton, DH	4	0	0	0	0	0	3	.326
Donaldson, C	4	0	2	0	0	1	1	.238	Miller, M, RF	3	0	2	0	1	0	1	.322
Watson, M, LF	4	0	0	0	0	0	2	.289	Eldred, 3B	3	0	0	0	1	0	2	.264
Buck, T, DH	4	1	1	0	0	1	0	.298	Metcalf, 2B	3	0	0	0	1	0	3	.293
1-Recker, PR-DH	0	1	0	0	0	0	0	.280	Paulk, 1B	4	2	2	0	0	1	2	.262
Brown, C, CF	2	1	1	0	2	0	0	.191	Phillips, P, C	4	0	1	1	0	0	1	.246
Taylor, M, RF	3	0	0	1	0	0	3	.274	Schaeffer, SS	4	0	0	0	0	0	2	.232
Cardenas, 2B	3	0	2	1	1	0	0	.272	Francis, P	0	0	0	0	0	0	0	.000
Cramer, P	0	0	0	0	0	0	0	.000	Lo, C, P	0	0	0	0	0	0	0	.000
Benacka, P	0	0	0	0	0	0	0	.000	Daley, M, P	0	0	0	0	0	0	0	.000
Hernandez, F, P	0	0	0	0	0	0	0	.000	Ayala, P	0	0	0	0	0	0	0	1.000
Totals	31	3	6	3	4	5	12	.272	Totals	34	2	8	1	3	1	16	.285

1-Ran for Buck, T in the 9th.

BATTING

2B: Donaldson 2 (14, Lo, C, Lo, C).
TB: Donaldson 4; Buck, T; Brown, C; Cardenas 2.
RBI: Cardenas (21), Wimberly (57), Taylor, M (78).
Runners left in scoring position, 2 out: Donaldson; Watson, M 2; Wimberly; Sogard.
S: Wimberly.
SF: Taylor, M.
GIDP: Wimberly.
Team RISP: 1-for-7.
Team LOB: 7.

BASERUNNING

SB: Sogard (14, 2nd base off Francis/Phillips, P).
CS: Brown, C (1, 2nd base by Ayala/Phillips, P).

FIELDING

E: Wimberly (17, fielding).
DP: 2 (Sogard-Everidge, Cardenas-Sogard).

BATTING

2B: Frey (19, Cramer), Miller, M (21, Cramer), Paulk (20, Cramer).
TB: Garner; Frey 3; Miller, M 3; Paulk 3; Phillips, P.
RBI: Phillips, P (10).
Runners left in scoring position, 2 out: Miller, M; Metcalf; Payton.
GIDP: Schaeffer.
Team RISP: 1-for-7.
Team LOB: 8.

FIELDING

E: Schaeffer (2, fielding), Paulk (8, fielding).
DP: (Eldred-Metcalf-Paulk).

Sacramento	IP	H	R	ER	BB	SO	HR	ERA	Colorado Springs	IP	H	R	ER	BB	SO	HR	ERA
Cramer	7.0	8	2	2	1	1	0	1.94	Francis	3.0	1	0	0	1	3	0	0.00
Benacka (W, 6-2)	1.0	0	0	0	2	0	0	4.08	Lo, C	4.0	3	2	0	3	1	0	1.80
Hernandez, F (S, 4)	1.0	0	0	0	0	0	0	4.77	Daley, M	1.0	0	0	0	0	1	0	13.50
Totals	9.0	8	2	2	3	1	0	4.29	Ayala (L, 2-10)	1.0	2	1	1	0	0	0	6.42
									Totals	9.0	6	3	1	4	5	0	5.70

WP: Cramer 2.

Pitches-strikes: Cramer 95-65, Benacka 21-11, Hernandez, F 15-9, Francis 48-28, Lo, C 61-33, Daley, M 9-5, Ayala 17-12.

Groundouts-flyouts: Cramer 11-8, Benacka 0-1, Hernandez, F 2-1, Francis 3-3, Lo, C 10-1, Daley, M 1-1, Ayala 0-2.

Batters faced: Cramer 30, Benacka 4, Hernandez, F 3, Francis 10, Lo, C 19, Daley, M 3, Ayala 5.

Umpires: HP: Matt Schaufert. 1B: Jason Millsap. 2B: . 3B: Chris Tiller.

Weather: 86 degrees, sunny.

Wind: 10 mph, Varies.

T: 2:35.

Att: 4,467.

Choose a highlighted category to sort. NOTE: Rate stats do not use qualifiers.

GI ---GAMES BY POSITION---

	AVG	G	AB	R	H	2B	3B	HR	RBI	TB	BB	IBB	SO	SB	CS	OBP	SLG	OPS	SF	SAC	HBP	DP	1B	2B	3B	SS	OF	C	E
Batters																													
Baisley, Jeff	.280	48	175	26	49	14	0	6	32	81	17	2	37	1	0	.365	.463	.828	1	0	7	8	13	0	34	0	0	0	2
* Brown, Corey	.191	40	131	21	25	4	3	5	19	50	11	1	36	3	1	.254	.382	.635	0	2	0	1	0	0	0	0	39	0	3
* Buck, Travis	.298	32	121	22	36	7	2	3	17	56	11	0	28	3	2	.364	.463	.827	4	1	4	4	0	0	0	0	23	0	0
* Cardenas, Adrian	.272	57	206	30	56	8	1	1	21	69	17	2	28	2	2	.326	.335	.661	1	3	0	7	0	35	19	0	0	0	12
Carter, Chris	.258	125	465	92	120	29	2	31	94	246	73	1	138	1	1	.365	.529	.894	5	0	8	8	96	0	0	0	28	0	12
Donaldson, Josh	.238	86	294	52	70	14	1	18	67	140	45	2	79	3	1	.336	.476	.812	7	0	2	15	3	0	8	0	1	64	9
Everidge, Tommy	.231	6	26	3	6	1	0	1	7	10	2	0	6	0	0	.276	.385	.660	1	0	0	1	6	0	0	0	0	0	1
T Everidge, Tommy	.249	101	386	48	96	22	0	13	57	157	40	1	94	0	0	.321	.407	.728	4	0	3	9	31	0	1	0	0	0	4
Heether, Adam	.228	49	145	27	33	8	0	1	13	44	31	0	33	5	2	.374	.303	.677	2	0	4	2	0	0	18	0	30	0	1
T Heether, Adam	.237	99	329	57	78	15	1	10	41	125	54	1	68	7	3	.357	.380	.737	5	0	10	6	0	0	68	0	30	0	7
* Hermida, Jeremy	.444	2	9	3	4	2	0	0	3	6	1	0	2	0	0	.500	.667	1.167	0	0	0	0	0	0	0	0	2	0	0
* McPherson, Dallas	.267	84	318	49	85	17	2	22	75	172	31	3	101	1	0	.339	.541	.880	1	0	4	4	25	0	19	0	0	0	5
Price, Jared	.167	20	54	3	9	2	0	2	7	17	3	0	19	0	0	.217	.315	.531	2	2	1	0	0	0	0	0	0	16	1
Recker, Anthony	.280	79	246	34	69	17	2	9	40	117	22	1	62	0	1	.335	.476	.810	4	0	0	5	1	0	0	0	0	66	8
* Sogard, Eric	.298	136	510	82	152	27	6	5	65	206	75	2	67	14	9	.390	.404	.794	3	1	4	7	0	95	14	24	0	0	14
Taylor, Michael	.274	126	460	79	126	26	6	6	78	182	51	1	90	16	5	.351	.396	.746	3	0	5	22	0	0	0	0	119	0	9
* Watson, Matt	.289	36	149	24	43	11	0	9	26	81	11	0	23	0	0	.342	.544	.885	0	0	1	4	0	0	0	0	23	0	2
# Wimberly, Corey	.284	135	531	97	151	14	7	3	57	188	58	2	64	56	18	.373	.354	.727	2	14	18	12	0	11	17	31	87	0	17
Other	.283	294	1034	179	293	61	7	36	158	476	129	5	228	28	8	.369	.460	.830	4	7	14	19							
Team Total	.272	143	4880	824	1329	263	39	158	780	2144	588	22	1045	133	50	.356	.439	.796	40	30	72	119							136

	W	L	ERA	G	GS	CG	SHO	SV	SVO	IP	H	R	ER	HR	HB	BB	IBB	SO	BK	WP	GO/AO	DP	WHIP	AVG	AB	TBF	SF	GF	H
Pitchers																													
Banwart, Travis	4	2	4.81	15	11	0	0	0	1	73.0	78	40	39	9	1	29	4	71	0	3	0.77	3	1.47	.270	289	322	2	0	
Benacka, Michael	6	2	4.08	40	0	0	0	5	7	46.1	30	22	21	5	2	39	3	61	0	9	0.95	2	1.49	.189	159	207	3	19	
* Blackley, Travis	2	1	2.52	15	4	0	0	0	1	35.2	31	10	10	2	2	22	1	35	1	1	0.56	0	1.49	.230	135	160	1	2	
* Bowers, Cedrick	2	1	3.66	29	0	0	0	0	1	32.0	24	14	13	1	1	26	0	50	0	1	1.20	1	1.56	.203	118	146	0	7	
* Cramer, Bobby	2	2	1.94	7	7	0	0	0	0	41.2	41	10	9	0	0	11	0	35	0	3	1.97	4	1.25	.252	163	174	0	0	
* DiNardo, Lenny	2	5	3.52	9	9	1	0	0	0	46.0	56	27	18	5	3	14	1	28	0	1	1.56	8	1.52	.303	185	203	0	0	
Giese, Dan	0	0	1.74	8	0	0	0	0	0	10.1	9	2	2	2	0	2	0	4	0	0	0.63	0	1.06	.225	40	42	0	1	
* Halama, John	6	2	5.50	17	14	0	0	0	1	86.2	105	59	53	12	2	26	2	40	0	2	1.74	14	1.51	.309	340	376	4	1	
Hernandez, Fernando	5	6	4.77	45	4	0	0	4	5	77.1	82	52	41	8	6	26	1	65	0	4	1.03	3	1.40	.266	308	347	3	18	
Hunton, Jon	6	6	3.61	50	0	0	0	0	4	62.1	70	35	25	5	1	25	2	40	0	4	1.07	4	1.52	.280	250	281	3	12	
Jennings, Jason	0	0	6.23	3	3	0	0	0	0	13.0	16	9	9	1	2	4	1	9	0	2	0.76	1	1.54	.296	54	61	0	0	
* Kilby, Brad	0	0	5.54	12	0	0	0	0	0	13.0	18	8	8	0	1	6	0	18	0	0	0.43	0	1.85	.327	55	63	0	3	
Lansford, Jared	1	2	7.94	16	0	0	0	0	0	17.0	22	16	15	1	3	8	0	15	0	1	1.12	2	1.76	.310	71	83	1	3	
McBeth, Marcus	0	1	6.46	14	0	0	0	0	2	15.1	18	14	11	2	0	16	1	14	0	2	0.68	2	2.22	.290	62	80	2	5	
Middleton, Kyle	6	8	3.77	23	14	0	0	1	1	102.2	97	56	43	10	3	48	1	69	0	4	0.92	13	1.41	.255	380	436	1	4	
Price, Jared	0	0	0.00	1	0	0	0	0	0	1.0	0	0	0	0	0	1	0	1	0	0	1.00	0	1.00	.000	3	4	0	1	
Ramirez, Edwar	3	4	3.62	36	0	0	0	0	1	49.2	48	24	20	5	1	23	3	35	0	5	0.64	1	1.43	.257	187	218	3	8	
Ross, Tyson	2	1	3.55	6	6	0	0	0	0	25.1	22	10	10	1	4	13	0	30	0	1	4.25	5	1.38	.253	87	106	0	0	
Tomko, Brett	2	0	5.87	5	5	0	0	0	0	23.0	33	15	15	2	1	8	1	12	1	0	0.65	0	1.78	.347	95	105	1	0	
Other	17	15	4.62	150	40	0	0	26	33	333.0	333	204	171	27	19	162	10	319	3	20	0.88	14	1.49	.260	1283	1488	16	58	
Team Total	79	64	4.29	143	143	1	5	36	57	1269.2	1294	718	605	118	54	562	34	1063	5	77	1.09	97	1.46	.265	4887	5590	45	142	

KEY: * - lefthanded hitter/pitcher, # - switch hitter

Frisco RoughRiders (72-66) 10, Midland RockHounds (69-70) 5
September 5, 2010

	1	2	3	4	5	6	7	8	9	R	H	E
Frisco	2	3	0	0	0	3	0	0	2	10	12	0
Midland	0	0	0	2	1	0	0	2	0	5	11	0

Frisco	AB	R	H	RBI	BB	SO	LOB	AVG	Midland	AB	R	H	RBI	BB	SO	LOB	AVG
Lemon, LF	2	2	1	0	3	1	0	.269	Weeks, 2B	5	1	3	1	0	0	0	.265
Osuna, R, 2B	4	1	2	3	0	1	2	.294	Mitchell, J, CF	5	2	2	0	0	1	3	.216
Frostad, E, 1B	4	2	2	2	1	0	3	.264	Peterson, S, 1B	3	1	0	0	1	1	2	.268
Butler, RF	5	0	1	2	0	1	2	.274	Majewski, V, LF	4	0	3	4	0	0	0	.258
Jenkins, 3B	5	0	3	1	0	1	0	.242	Valdez, A, DH	4	0	0	0	0	1	3	.262
Beltre, E, CF	5	1	1	0	0	1	4	.243	Horton, SS	4	0	0	0	0	0	3	.284
Greene, J, DH	4	1	0	0	1	2	3	.194	Holt, 3B	4	1	1	0	0	0	0	.227
Rodriguez, Guild, SS	3	2	2	0	1	0	0	.268	Sulentic, RF	4	0	1	0	0	0	0	.275
Sarmiento, C	3	1	0	0	0	1	1	.191	Paramore, C	4	0	1	0	0	1	1	.266
Chick, P	0	0	0	0	0	0	0	.000	Capra, P	0	0	0	0	0	0	0	.000
Tufts, P	0	0	0	0	0	0	0	.000	De Los Santos, P	0	0	0	0	0	0	0	.000
Hamburger, P	0	0	0	0	0	0	0	.000	Daley, P	0	0	0	0	0	0	0	.273
Totals	35	10	12	8	6	8	15	.258	Totals	37	5	11	5	1	4	12	.264

BATTING

2B: Lemon (22, Capra), Jenkins (21, Capra).
TB: Lemon 2; Osuna, R 2; Frostad, E 2; Butler; Jenkins 4; Beltre, E; Rodriguez, Guild 2.
RBI: Jenkins (50), Osuna, R 3 (49), Frostad, E 2 (38), Butler 2 (57).
2-out RBI: Jenkins; Frostad, E 2; Osuna, R 2.
Runners left in scoring position, 2 out: Beltre, E; Frostad, E; Greene, J.
S: Sarmiento.
SF: Osuna, R.
GIDP: Sarmiento.
Team RISP: 4-for-12.
Team LOB: 6.

BASERUNNING

SB: Beltre, E 2 (6, 2nd base off Capra/Paramore, 3rd base off Capra/Paramore), Rodriguez, Guild (15, 2nd base off De Los Santos/Paramore).
CS: Jenkins (4, 2nd base by De Los Santos/Paramore).

FIELDING

Outfield assists: Beltre, E (Sulentic at 2nd base).

Frisco	IP	H	R	ER	BB	SO	HR	ERA	Midland	IP	H	R	ER	BB	SO	HR	ERA
Chick (W, 2-2)	5.0	5	3	3	1	3	0	6.53	Capra (L, 6-13)	5.2	6	7	7	4	4	0	4.41
Tufts	2.0	1	0	0	0	0	0	2.50	De Los Santos	1.1	2	1	1	1	3	0	6.82
Hamburger	2.0	5	2	2	0	1	0	3.20	Daley	2.0	4	2	2	1	1	0	7.02
Totals	9.0	11	5	5	1	4	0	4.08	Totals	9.0	12	10	10	6	8	0	4.14

WP: Chick, Capra 2, De Los Santos, Daley.

Pitches-strikes: Chick 70-44, Tufts 25-16, Hamburger 41-30, Capra 97-55, De Los Santos 25-17, Daley 33-19.

Groundouts-flyouts: Chick 4-4, Tufts 5-0, Hamburger 2-3, Capra 7-4, De Los Santos 1-0, Daley 4-0.

Batters faced: Chick 20, Tufts 7, Hamburger 11, Capra 26, De Los Santos 7, Daley 10.

Inherited runners-scored: De Los Santos 2-2.

Umpires: HP: Alex Ortiz. 1B: Brian Hertzog. 2B: . 3B: Jeff Gosney.

Weather: 95 degrees, clear.

Wind: 12 mph, R to L.

T: 2:40.

Att: 4,153.

Choose a highlighted category to sort. NOTE: Rate stats do not use qualifiers.

GI ---GAMES BY POSITION---

	BATTERS	AVG	G	AB	R	H	2B	3B	HR	RBI	TB	BB	IBB	SO	SB	CS	OBP	SLG	OPS	SF	SAC	HBP	DP	1B	2B	3B	SS	OF	C	E
	Gilbert, Archie	.247	116	445	65	110	31	1	11	54	176	51	0	69	28	11	.333	.396	.728	4	1	8	11	0	0	0	0	104	0	3
*	Holt, J.C.	.227	50	207	27	47	3	1	2	19	58	10	0	45	10	1	.264	.280	.544	2	3	1	9	0	34	1	0	5	0	8
*	Horton, Josh	.284	107	416	58	118	18	3	3	51	151	41	1	50	4	3	.352	.363	.715	4	0	5	11	0	0	0	105	0	0	14
*	Majewski, Val	.258	80	298	36	77	18	0	9	54	122	37	1	68	5	2	.339	.409	.749	3	0	1	11	7	0	0	0	58	0	0
*	Mitchell, Jermaine	.216	36	116	14	25	2	3	0	9	33	19	0	40	2	6	.328	.284	.613	1	1	1	1	0	0	0	0	26	0	3
	Ortiz, Gabriel	.226	34	115	11	26	6	0	1	12	35	5	0	31	1	1	.262	.304	.567	1	0	1	6	1	0	0	0	0	34	4
	Paramore, Petey	.266	64	203	18	54	8	0	3	19	71	31	1	54	0	0	.369	.350	.718	0	0	2	6	0	0	0	0	0	64	3
*	Peterson, Shane	.268	127	456	61	122	24	4	5	59	169	56	1	107	11	2	.356	.371	.727	8	0	11	9	63	0	0	0	51	0	3
*	Sulentic, Matthew	.275	122	436	53	120	18	3	1	44	147	49	1	109	11	5	.349	.337	.686	3	3	2	11	0	0	0	0	94	0	3
#	Valdez, Alex	.262	133	522	82	137	28	8	13	74	220	39	4	123	10	1	.318	.421	.740	3	1	5	10	0	21	94	6	0	0	20
#	Weeks, Jemile	.265	66	268	42	71	14	6	3	30	106	28	0	36	11	6	.334	.396	.730	6	2	3	5	0	63	0	0	0	0	9
	Other	.274	336	1202	170	329	67	12	23	160	489	155	8	286	33	11	.359	.407	.766	18	1	15	30							
	Team Total	.264	139	4684	637	1236	237	41	74	585	1777	521	17	1018	126	49	.341	.379	.720	53	12	55	120							117

	PITCHERS	W	L	ERA	G	GS	CG	SHO	SV	SVO	IP	H	R	ER	HR	HB	BB	IBB	SO	BK	WP	GO/AO	DP	WHIP	AVG	AB	TBF	SF	GF
*	Capra, Anthony	6	13	4.41	28	28	0	0	0	0	130.2	120	72	64	9	6	89	0	118	0	15	1.01	10	1.60	.249	481	592	5	0
	Daley, Gary	0	0	19.29	2	0	0	0	0	0	2.1	5	5	5	0	0	5	1	1	0	1	2.00	1	4.29	.500	10	16	1	1
T	Daley, Gary	3	11	7.02	22	18	0	0	0	0	91.0	122	86	71	10	18	58	3	63	0	7	2.36	12	1.98	.327	373	457	5	1
	De Los Santos, Fautino	1	5	6.82	25	0	0	0	0	1	31.2	31	26	24	1	2	16	1	51	0	6	1.39	0	1.48	.250	124	144	0	10
*	Edell, Ryan	10	4	3.17	21	20	0	0	0	0	125.0	136	47	44	6	3	20	0	92	0	4	1.34	14	1.25	.277	491	517	0	0
*	Figueroa, Pedro	1	6	5.30	13	13	0	0	0	0	71.1	84	45	42	6	2	29	1	57	5	4	1.39	3	1.58	.295	285	319	2	0
	Friend, Justin	2	3	3.86	35	1	0	0	0	2	53.2	63	29	23	1	1	34	1	49	1	7	1.29	3	1.81	.300	210	250	2	6
	Godfrey, Graham	0	1	3.86	5	4	0	0	0	0	18.2	22	9	8	0	1	9	1	16	0	1	1.47	2	1.66	.301	73	84	0	0
*	Gordon, Derrick	2	2	5.64	39	0	0	0	1	2	68.2	65	48	43	7	3	34	3	61	0	8	0.90	3	1.44	.251	259	304	4	7
*	Hernandez, Carlos	9	3	4.37	26	25	0	0	0	0	129.2	145	66	63	6	3	48	0	96	0	3	1.43	11	1.49	.286	507	568	6	1
	Holt, J.C.	1	0	15.43	2	0	0	0	0	0	2.1	4	4	4	0	0	2	0	0	0	0	1.33	0	2.57	.333	12	14	0	0
	Leon, Arnold	0	0	6.23	3	0	0	0	0	0	4.1	6	3	3	1	0	3	0	1	0	2	1.20	0	2.08	.333	18	22	0	0
	Lyman, Jeff	0	4	8.58	10	8	0	0	0	0	28.1	40	28	27	5	0	15	1	25	0	9	1.11	2	1.94	.331	121	138	0	0
*	Majewski, Val	0	0	0.00	1	0	0	0	1	1	1.0	1	0	0	0	0	0	0	1	0	0	0.00	0	1.00	.250	4	4	0	1
	Ortiz, Gabriel	0	0	0.00	2	0	0	0	0	0	1.2	0	0	0	0	0	3	0	0	0	0	0.25	0	1.80	.000	5	8	0	2
	Sattler, Daniel	1	2	4.33	32	0	0	0	1	2	43.2	43	22	21	4	5	22	2	37	0	3	1.47	1	1.49	.257	167	198	0	11
*	Sewell, Lance	0	0	3.68	12	0	0	0	0	1	14.2	15	7	6	0	0	3	0	9	0	2	0.35	0	1.23	.268	56	62	3	9
	Souza, Justin	2	2	3.38	28	0	0	0	6	6	40.0	35	17	15	1	0	20	2	38	0	3	0.57	3	1.38	.230	152	174	1	11
	Storey, Mickey	5	4	3.30	43	1	0	0	8	11	71.0	58	31	26	5	3	22	2	63	1	5	0.95	3	1.13	.222	261	294	6	23
	Wagner, Neil	6	2	3.78	32	0	0	0	1	6	47.2	54	25	20	1	0	26	4	45	0	3	1.54	6	1.68	.283	191	218	0	7
	Wright, Matt	7	3	3.20	15	15	0	0	0	0	78.2	88	35	28	8	2	12	0	44	1	3	1.06	4	1.27	.278	317	334	2	0
	Other	16	16	3.40	116	24	0	0	20	25	262.0	244	123	99	15	10	114	5	188	0	25	1.44	30	1.37	.248	984	1125	10	50
	Team Total	69	70	4.14	139	139	0	4	38	57	1227.0	1259	642	565	76	41	526	24	992	8	104	1.20	96	1.45	.266	4728	5385	42	139

KEY: * - lefthanded hitter/pitcher, # - switch hitter

	1	2	3	4	5	6	7	8	9	R	H	E
Stockton	2	3	0	0	0	2	0	1	1	9	11	2
Bakersfield	0	0	2	0	1	0	4	6	x	13	20	2

Stockton	AB	R	H	RBI	BB	SO	LOB	AVG
Johnson, T, CF	4	1	1	0	0	1	5	.205
Pinckney, DH-P	4	0	2	3	0	2	1	.314
Green, SS	5	1	0	0	0	1	5	.319
Parker, S, 3B	5	0	2	1	0	1	1	.296
Barfield, RF	5	1	1	1	0	1	2	.272
Carter, Y, C	3	0	1	0	0	1	2	.278
a-Spina, PH-1B	2	0	0	0	0	1	1	.252
Ladendorf, 2B	4	2	2	0	1	2	1	.272
Napoleon, 1B-C	3	2	1	0	2	1	1	.120
Walton, LF	3	2	1	3	2	1	2	.257
Krol, P	0	0	0	0	0	0	0	.000
Hart, P	0	0	0	0	0	0	0	.000
Barham, P	0	0	0	0	0	0	0	.000
Pina, P	0	0	0	0	0	0	0	.000
Totals	38	9	11	8	5	12	21	.269

Bakersfield	AB	R	H	RBI	BB	SO	LOB	AVG
Bonadonna, J, 2B	5	2	1	0	1	1	5	.143
Morrison, LF-RF	6	2	3	3	0	0	2	.242
McGuinness, 1B	5	1	2	2	0	1	1	.254
Bianucci, RF	5	1	3	0	0	1	2	.258
1-Podraza, PR-LF	0	1	0	0	0	0	0	.304
Paisano, CF	5	2	2	2	0	1	3	.280
Mendonca, 3B	5	2	3	3	0	0	0	.248
Hogan, C	3	1	2	0	1	0	1	.240
DiFazio, DH	4	1	2	1	1	2	2	.208
Kaase, SS	5	0	2	1	0	1	4	.241
Ross, P	0	0	0	0	0	0	0	.000
Nelo, P	0	0	0	0	0	0	0	.000
Zegarac, P	0	0	0	0	0	0	0	.000
Nam, P	0	0	0	0	0	0	0	.000
Hurley, P	0	0	0	0	0	0	0	.000
Totals	43	13	20	12	3	7	20	.267

a-Grounded out for Carter, Y in the 7th.

BATTING

2B: Parker, S (38, Ross), Carter, Y (14, Ross), Pinckney (5, Zegarac).

HR: Walton (2, 2nd inning off Ross, 2 on, 0 out).

TB: Johnson, T; Pinckney 3; Parker, S 3; Barfield; Carter, Y 2;

Ladendorf 2; Napoleon; Walton 4.

RBI: Parker, S (98), Barfield (92), Walton 3 (16), Pinckney 3 (9).

2-out RBI: Pinckney 2.

Runners left in scoring position, 2 out: Carter, Y; Napoleon; Green 3; Walton.

SF: Pinckney.

Team RISP: 3-for-13.

Team LOB: 9.

BASERUNNING

CS: Johnson, T (5, 2nd base by Ross/Hogan).

FIELDING

E: Napoleon (1, fielding), Barfield (11, fielding).

DP: 2 (Parker, S-Ladendorf-Napoleon, Krol-Green-Napoleon).

1-Ran for Bianucci in the 8th.

BATTING

2B: Bianucci (23, Barham), Hogan (13, Pina), Kaase (12, Pina).

HR: Morrison 2 (13, 3rd inning off Krol, 1 on, 0 out; 7th inning off

Barham, 0 on, 0 out), Mendonca (10, 7th inning off Barham, 2 on, 1

out), McGuinness (7, 8th inning off Pina, 0 on, 1 out), Paisano (6, 8th

inning off Pina, 1 on, 1 out).

TB: Bonadonna, J; Morrison 9; McGuinness 5; Bianucci 4; Paisano 5;

Mendonca 6; Hogan 3; DiFazio 2; Kaase 3.

RBI: Morrison 3 (44), McGuinness 2 (22), Mendonca 3 (47), Paisano 2

(49), DiFazio (4), Kaase (30).

Runners left in scoring position, 2 out: Paisano; Bonadonna, J 2;

Morrison.

GIDP: Bianucci; Hogan.

Team RISP: 4-for-12.

Team LOB: 10.

BASERUNNING

SB: Bonadonna, J (1, 2nd base off Krol/Carter, Y).

FIELDING

E: Mendonca (27, throw), Nam (2, throw).

PB: Hogan (9).

Stockton	IP	H	R	ER	BB	SO	HR	ERA
Krol	5.0	7	3	3	2	5	1	3.66
Hart	1.0	1	0	0	1	1	0	2.77
Barham (BS, 6)	1.0	5	4	4	0	1	2	2.77
Pina (BS, 2)(L, 2-4)	0.1	7	6	5	0	0	2	6.66
Pinckney	0.2	0	0	0	0	0	0	7.71
Totals	8.0	20	13	12	3	7	5	4.62

Bakersfield	IP	H	R	ER	BB	SO	HR	ERA
Ross	5.0	8	5	5	0	6	1	5.37
Nelo	0.2	0	2	2	2	1	0	5.93
Zegarac	1.1	1	0	0	0	1	0	2.79
Nam (W, 4-2)	1.0	0	1	0	2	1	0	4.25
Hurley	1.0	2	1	1	1	3	0	2.22
Totals	9.0	11	9	8	5	12	1	4.36

WP: Hurley.

HBP: Hogan (by Barham), Johnson, T (by Ross).

Groundouts-flyouts: Krol 8-2, Hart 0-2, Barham 1-1, Pina 1-0, Pinckney 0-2, Ross 5-2, Nelo 1-0, Zegarac 3-0, Nam 1-1, Hurley 0-0.

Batters faced: Krol 23, Hart 5, Barham 9, Pina 8, Pinckney 2, Ross 24, Nelo 4, Zegarac 5, Nam 6, Hurley 6.

Inherited runners-scored: Pinckney 1-0, Zegarac 2-2.

Umpires: HP: Blake Davis. 1B: Matt Benham. 2B: . 3B: .

Weather: 91 degrees, clear.

Wind: 5 mph, In from RF.

T: 3:09.

Att: 1,165.

Choose a highlighted category to sort. NOTE: Rate stats do not use qualifiers.

	AVG	G	AB	R	H	2B	3B	HR	RBI	TB	BB	IBB	SO	SB	CS	OBP	SLG	OPS	SF	SAC	GI ---GAMES BY POSITION---											
																					HBP	DP	1B	2B	3B	SS	OF	C	E			
Barfield, Jeremy	.272	135	508	72	138	21	1	17	92	212	52	1	93	1	1	.340	.417	.757	11	1	6	22	0	0	0	0	133	0	11			
Carter, Yusuf	.278	48	180	32	50	14	0	13	42	103	12	0	51	1	0	.325	.572	.897	1	0	1	4	2	0	0	0	1	37	2			
Green, Grant	.319	130	543	106	173	39	6	20	87	284	38	2	116	9	5	.365	.523	.888	10	3	7	14	0	1	0	114	0	0	37			
* Johnson, Todd	.205	81	303	39	62	12	3	6	36	98	25	1	66	6	5	.267	.323	.591	3	0	2	9	0	0	0	0	61	0	1			
Ladendorf, Tyler	.272	125	474	60	129	30	4	5	41	182	35	0	110	20	4	.324	.384	.708	3	5	3	12	0	96	1	21	8	0	20			
* Napoleon, Dusty	.120	10	25	3	3	0	0	0	1	3	11	0	9	0	0	.405	.120	.525	0	0	1	3	5	0	0	0	0	4	1			
Ortiz, Ryan	.277	58	188	35	52	12	1	8	35	90	36	0	47	1	0	.394	.479	.873	1	1	1	3	2	0	0	0	0	54	8			
* Parker, Stephen	.296	138	520	101	154	38	5	21	98	265	84	2	105	3	1	.393	.510	.903	12	0	7	13	3	1	128	0	0	0	32			
Pinckney, Brandon	.314	23	70	8	22	5	1	1	9	32	11	0	12	0	0	.398	.457	.855	2	3	0	0	0	12	5	2	0	0	2			
Spina, Michael	.252	134	511	73	129	27	1	22	87	224	63	1	141	1	0	.347	.438	.786	3	0	13	11	118	2	5	0	0	0	16			
# Thomas, David	.239	64	218	40	52	14	4	2	30	80	22	0	41	6	5	.335	.367	.702	1	5	10	3	0	0	0	0	57	0	3			
Walton, Kent	.257	40	136	17	35	7	0	2	16	48	14	0	34	4	1	.325	.353	.677	1	1	0	2	0	0	0	0	22	0	0			
Other	.258	309	1072	165	277	56	12	24	123	429	157	2	280	34	26	.358	.400	.759	7	4	14	16										
Team Total	.269	139	4751	751	1276	275	38	141	697	2050	561	9	1106	86	48	.350	.431	.782	55	23	65	112							183			

	W	L	ERA	G	GS	CG	SHO	SV	SVO	IP	H	R	ER	HR	HB	BB	IBB	SO	BK	WP	GO/AO	DP	WHIP	AVG	AB	TBF	SF	GF	H
Carignan, Andrew	3	3	6.27	30	0	0	0	0	2	33.0	28	31	23	2	5	34	0	44	0	7	2.12	4	1.88	.228	123	163	0	10	
Deal, Scott	3	4	3.19	38	1	0	0	1	2	67.2	61	29	24	6	9	23	2	44	2	7	1.41	10	1.24	.240	254	289	1	9	
Hart, Mike	2	0	2.77	9	0	0	0	1	1	13.0	12	7	4	0	2	7	0	12	0	1	0.37	1	1.46	.240	50	59	0	1	
Haviland, Shawn	9	6	3.65	27	27	0	0	0	0	150.1	156	77	61	15	17	40	0	166	1	12	0.75	10	1.30	.266	586	649	4	0	
Hodsdon, Scott	2	3	6.45	44	0	0	0	3	4	68.1	86	67	49	3	5	32	2	53	1	5	2.02	12	1.73	.306	281	325	3	13	
* Hornbeck, Ben	7	3	4.44	18	18	0	0	0	0	93.1	113	62	46	18	7	41	0	112	1	16	1.40	9	1.65	.300	377	433	4	0	
Hunter, Brett	2	1	6.51	25	0	0	0	0	1	27.2	32	21	20	4	0	25	1	44	1	5	0.85	3	2.06	.294	109	137	2	6	
* Huttenlocker, Anthony	1	0	5.79	6	0	0	0	1	3	9.1	12	8	6	1	1	1	0	8	1	0	1.00	0	1.39	.300	40	42	0	2	
* Krol, Ian	1	0	3.66	4	4	0	0	0	0	19.2	18	9	8	3	1	9	0	20	0	0	1.40	2	1.37	.247	73	84	0	0	
* Marks, Justin	3	1	4.58	5	4	0	0	0	0	19.2	17	13	10	4	1	8	0	17	0	3	1.50	0	1.27	.239	71	84	1	0	
Murray, Justin	10	4	3.67	26	18	1	0	1	2	117.2	133	59	48	11	1	54	1	83	0	9	1.06	10	1.59	.284	469	531	3	1	
Pina, Jose	2	4	6.66	31	1	0	0	1	3	48.2	57	39	36	11	6	19	0	45	0	7	1.09	4	1.56	.298	191	222	4	7	
Pinckney, Brandon	0	0	7.71	3	0	0	0	0	0	2.1	3	2	2	1	0	0	0	0	0	0	1.33	2	1.29	.375	8	8	0	3	
Smyth, Paul	3	6	3.01	58	0	0	0	28	38	77.2	68	35	26	4	4	21	4	94	0	6	1.43	2	1.15	.231	295	326	1	45	
Thomas, Daniel	0	0	8.71	9	0	0	0	1	2	10.1	7	11	10	0	2	13	1	13	0	3	0.78	0	1.94	.189	37	52	0	4	
* Williamson, Fabian	4	2	4.66	12	12	0	0	0	0	58.0	64	33	30	6	4	40	0	45	0	4	1.20	9	1.79	.296	216	267	3	0	
Other	18	27	5.46	118	54	0	0	3	4	346.1	394	227	210	46	20	124	2	302	0	25	0.89	20	1.50	.285	1384	1555	17	26	
Team Total	73	66	4.62	139	139	1	2	41	68	1231.1	1328	760	632	140	88	510	15	1158	7	112	1.12	103	1.49	.275	4825	5514	46	138	

KEY: * - lefthanded hitter/pitcher, # - switch hitter

Kane County Cougars (71-66) 9, Wisconsin Timber Rattlers (57-80) 4
September 5, 2010

	1	2	3	4	5	6	7	8	9	R	H	E
Wisconsin	1	0	3	0	0	0	0	0	0	4	10	2
Kane County	0	2	0	4	0	3	0	0	x	9	11	2

Wisconsin	AB	R	H	RBI	BB	SO	LOB	AVG
Dykstra, C, 3B	4	2	2	0	1	0	2	.313
Davis, Ke, CF	5	0	1	1	0	2	4	.329
Davis, Kh, LF	4	1	2	2	0	2	2	.279
Morris, RF	4	1	2	0	0	0	1	.247
Richardson, DH	4	0	1	1	0	0	3	.243
Dennis, 1B	4	0	0	0	0	2	1	.268
Paciorek, SS	4	0	0	0	0	1	0	.218
Stockfisch, C	4	0	1	0	0	1	0	.206
Lind, 2B	4	0	1	0	0	0	0	.160
Nieves, P	0	0	0	0	0	0	0	.000
Rosario, A, P	0	0	0	0	0	0	0	.000
Sauter, P	0	0	0	0	0	0	0	.000
Totals	37	4	10	4	1	8	13	.255

Kane County	AB	R	H	RBI	BB	SO	LOB	AVG
Crumbliss, 2B	4	1	1	1	1	1	3	.273
House, CF	2	1	0	1	1	0	1	.246
a-Crisotomo, PH-CF	1	0	0	0	0	0	0	.259
Gil, 3B	5	1	2	0	0	1	2	.254
Aliotti, A, 1B	4	1	2	3	1	0	1	.281
Richard, M, DH	3	1	1	1	0	1	1	.281
Dixon, Ra, LF	4	1	1	0	0	1	2	.275
LeVier, RF	4	1	2	1	0	0	2	.323
Nunez, J, C	4	1	1	2	0	1	1	.171
Gilmartin, SS	4	1	1	0	0	0	1	.243
Larsen, P	0	0	0	0	0	0	0	.000
Hoehn, P	0	0	0	0	0	0	0	.000
Gilliam, R, P	0	0	0	0	0	0	0	.000
Lansford, P	0	0	0	0	0	0	0	.000
Guzman, P	0	0	0	0	0	0	0	.000
Totals	35	9	11	9	3	5	14	.255

a-Flied out for House in the 8th.

BATTING

HR: Davis, Kh (22, 3rd inning off Larsen, 1 on, 2 out).

TB: Dykstra, C 2; Davis, Ke; Davis, Kh 5; Morris 2; Richardson; Stockfisch; Lind.

RBI: Davis, Ke (45), Davis, Kh 2 (72), Richardson (51).

2-out RBI: Davis, Kh 2; Richardson.

Runners left in scoring position, 2 out: Richardson 2; Dennis; Davis, Kh; Davis, Ke 2.

Team RISP: 3-for-10.

Team LOB: 7.

BASERUNNING

SB: Davis, Ke (3, 2nd base off Larsen/Nunez, J), Morris (7, 2nd base off Larsen/Nunez, J), Dykstra, C 2 (27, 2nd base off Larsen/Nunez, J, 2nd base off Lansford/Nunez, J), Richardson (17, 2nd base off Larsen/Nunez, J).

FIELDING

E: Dykstra, C (22, fielding), Lind (4, fielding).

BATTING

2B: Nunez, J (4, Nieves), Gil (26, Rosario, A).

3B: Aliotti, A (2, Rosario, A).

HR: LeVier (3, 4th inning off Nieves, 0 on, 0 out).

TB: Crumbliss; Gil 3; Aliotti, A 4; Richard, M; Dixon, Ra; LeVier 5;

Nunez, J 2; Gilmartin.

RBI: Nunez, J 2 (16), LeVier (21), Crumbliss (56), House (32), Aliotti, A 3 (77), Richard, M (34).

2-out RBI: Aliotti, A.

Runners left in scoring position, 2 out: Crumbliss 3; Dixon, Ra; Richard, M.

SF: House.

Team RISP: 4-for-12.

Team LOB: 7.

BASERUNNING

SB: Gilmartin (15, 2nd base off Rosario, A/Stockfisch), House (36, 2nd base off Nieves/Stockfisch).

CS: Aliotti, A (4, 2nd base by Nieves/Stockfisch).

FIELDING

E: Larsen (1, pickoff), Nunez, J (10, throw).

Wisconsin	IP	H	R	ER	BB	SO	HR	ERA
Nieves (L, 4-5)	3.0	7	6	4	2	1	1	5.56
Rosario, A	3.0	4	3	3	1	3	0	4.50
Sauter	2.0	0	0	0	0	1	0	7.58
Totals	8.0	11	9	7	3	5	1	4.81

Kane County	IP	H	R	ER	BB	SO	HR	ERA
Larsen	4.0	5	4	3	1	4	1	7.94
Hoehn	1.0	2	0	0	0	1	0	3.80
Gilliam, R (W, 7-6)	1.0	0	0	0	0	1	0	3.89
Lansford	2.0	1	0	0	0	2	0	4.11
Guzman	1.0	2	0	0	0	0	0	3.40
Totals	9.0	10	4	3	1	8	1	3.87

Nieves pitched to 4 batters in the 4th.

WP: Rosario, A.

HBP: Richard, M (by Nieves).

Groundouts-flyouts: Nieves 5-2, Rosario, A 2-3, Sauter 0-5, Larsen 3-5, Hoehn 1-1, Gilliam, R 1-1, Lansford 2-2, Guzman 2-1.

Batters faced: Nieves 19, Rosario, A 15, Sauter 6, Larsen 18, Hoehn 5, Gilliam, R 3, Lansford 7, Guzman 5.

Inherited runners-scored: Rosario, A 2-2.

Umpires: HP: Rocky Craig. 1B: Matt Deane. 2B: . 3B: .

Weather: 76 degrees, cloudy.

Wind: 14 mph, Out to LF.

T: 2:55.

Att: 7,392.

Choose a highlighted category to sort. NOTE: Rate stats do not use qualifiers.

		GI ---GAMES BY POSITION---																													
BATTERS		AVG	G	AB	R	H	2B	3B	HR	RBI	TB	BB	IBB	SO	SB	CS	OBP	SLG	OPS	SF	SAC	HBP	DP	1B	2B	3B	SS	OF	C	E	
*	Aliotti, Anthony	.281	132	474	75	133	29	2	5	77	181	92	1	132	14	4	.400	.382	.782	7	3	7	8	125	0	0	0	0	0	11	
*	Christian, Jason	.273	57	209	31	57	12	2	4	32	85	17	3	54	11	2	.326	.407	.733	3	1	1	2	0	2	26	16	0	0	8	
*	Crisotomo, Jose	.259	48	170	23	44	4	2	0	25	52	10	0	17	6	4	.300	.306	.606	0	9	0	2	0	0	0	0	44	0	2	
*	Crumbless, Conner	.273	133	488	95	133	30	2	5	56	182	125	0	92	24	8	.422	.373	.795	6	5	6	6	0	119	0	0	12	0	11	
	Dixon, Rashun	.275	118	440	69	121	18	3	8	54	169	58	0	135	9	7	.372	.384	.756	2	0	11	6	0	0	0	0	108	0	4	
	Gil, Leonardo	.254	116	433	63	110	26	6	13	72	187	26	0	106	4	2	.299	.432	.731	10	2	6	14	2	0	99	6	0	0	16	
#	Gilmartin, Michael	.243	118	420	41	102	30	4	5	53	155	46	0	118	15	5	.325	.369	.694	4	7	7	8	0	0	0	116	0	0	25	
	House, Tyreece	.246	120	422	83	104	10	3	1	32	123	95	0	88	36	13	.396	.291	.687	4	7	12	9	0	0	0	0	109	0	8	
*	LeVier, Mitch	.323	24	93	17	30	6	1	3	21	47	8	0	21	1	0	.376	.505	.882	0	0	0	0	0	0	0	0	13	0	3	
	Nunez, Juan	.171	44	152	12	26	4	0	1	16	33	6	0	51	0	1	.206	.217	.423	1	2	1	1	0	0	0	0	0	43	10	
	Richard, Myrio	.281	98	359	48	101	27	2	2	34	138	38	0	58	11	7	.359	.384	.743	1	2	6	7	0	0	0	0	82	0	6	
	Stassi, Max	.230	109	408	54	94	21	1	13	51	156	45	1	140	3	3	.312	.382	.695	3	1	5	12	0	0	0	0	0	94	13	
	Other	.225	156	551	58	124	30	2	6	70	176	43	0	166	9	5	.288	.319	.608	5	4	8	15								
	Team Total	.255	137	4619	669	1179	247	30	66	593	1684	609	5	1178	143	61	.348	.365	.712	46	43	70	90								164
PITCHERS		W	L	ERA	G	GS	CG	SHO	SV	SVO	IP	H	R	ER	HR	HB	BB	IBB	SO	BK	WP	GO/AO	DP	WHIP	AVG	AB	TBF	SF	GF	HLD	
	Doolittle, Ryan	0	0	4.07	18	0	0	0	2	4	24.1	34	11	11	3	2	1	1	19	0	1	2.18	4	1.44	.330	103	107	0	10	3	
	Gil, Leonardo	0	1	13.50	1	0	0	0	0	0	0.2	0	1	1	0	0	4	0	1	0	0	0.00	0	6.00	.000	2	6	0	1	0	
	Gilliam, Robert	7	6	3.89	24	18	0	0	0	0	111.0	105	53	48	7	7	35	0	101	2	10	0.72	6	1.26	.253	415	469	9	0	1	
	Guzman, Jose	4	2	3.40	45	0	0	0	18	20	50.1	46	23	19	3	2	15	0	49	1	6	1.04	2	1.21	.241	191	212	2	39	1	
	Hoehn, Connor	7	4	3.80	44	0	0	0	1	3	87.2	69	40	37	6	7	39	1	101	0	9	1.08	3	1.23	.216	319	374	2	8	8	
	Joseph, Jonathan	2	5	3.33	14	9	0	0	0	0	54.0	49	27	20	2	4	26	1	55	2	10	0.87	6	1.39	.241	203	236	3	1	2	
	Lansford, Josh	1	2	4.11	40	0	0	0	1	3	50.1	53	29	23	5	3	16	0	58	2	5	0.69	2	1.37	.268	198	219	2	18	2	
	Larsen, Aaron	0	1	7.94	2	2	0	0	0	0	5.2	10	10	5	3	0	3	0	5	0	0	1.00	0	2.29	.357	28	31	0	0	0	
	Macias, Jose	0	1	6.43	2	2	0	0	0	0	7.0	10	5	5	0	0	3	0	4	0	0	1.67	1	1.86	.345	29	33	0	0	0	
	Mederos, Chris	7	5	3.01	15	13	0	0	0	0	71.2	60	32	24	4	2	22	0	57	0	5	2.10	6	1.14	.224	268	296	3	0	0	
	Nunez, Juan	0	0	0.00	1	0	0	0	0	0	0.1	0	0	0	0	0	1	0	0	0	0	0.00	0	3.00	.000	1	2	0	1	0	
*	Peterson, Max	4	5	3.88	33	0	0	0	2	5	51.0	39	23	22	4	2	30	1	70	0	9	1.50	3	1.35	.215	181	221	4	14	2	
	Schultz, Bo	6	1	2.38	40	0	0	0	0	1	72.0	50	26	19	1	10	34	3	62	2	3	3.74	8	1.17	.195	256	303	1	15	4	
	Smalley, Kenny	0	1	6.14	12	2	0	0	0	0	22.0	23	15	15	3	0	15	0	21	0	0	0.72	3	1.73	.274	84	100	1	5	0	
	Smith, Murphy	8	2	3.64	17	16	0	0	0	0	96.1	91	50	39	1	8	25	1	70	2	1	1.51	8	1.20	.251	362	404	5	0	0	
	Straily, Daniel	10	7	4.32	28	28	0	0	0	0	148.0	138	75	71	13	7	61	3	149	1	10	1.19	11	1.34	.254	544	623	6	0	0	
	Other	15	23	4.05	119	47	0	0	3	6	362.1	348	191	163	25	25	117	1	334	7	25	1.40	25	1.28	.253	1376	1546	15	25	9	
	Team Total	71	66	3.87	137	137	0	6	27	42	1214.2	1125	611	522	80	79	447	12	1156	19	94	1.29	88	1.29	.247	4560	5182	53	137	32	

KEY: * - lefthanded hitter/pitcher, # - switch hitter

Everett AquaSox (49-27) 4, Vancouver Canadians (42-34) 0
September 5, 2010

	1	2	3	4	5	6	7	8	9	R	H	E
Everett	0	0	1	0	1	2	0	0	0	4	6	0
Vancouver	0	0	0	0	0	0	0	0	0	0	9	1

Everett	AB	R	H	RBI	BB	SO	LOB	AVG	Vancouver	AB	R	H	RBI	BB	SO	LOB	AVG
Anston, CF	4	1	1	0	0	2	2	.292	Pineda, 2B	4	0	1	0	0	0	1	.221
Bello, 2B	4	0	1	1	0	1	2	.189	Bercume, LF	4	0	0	0	0	2	4	.280
Mailloux, K, 3B	2	0	1	1	1	1	1	.296	Choice, CF	4	0	4	0	0	0	0	.284
Sharpley, 1B	4	0	0	0	0	1	4	.231	Kirby-Jones, 1B	3	0	1	0	1	1	2	.259
Sams, RF	3	1	0	0	1	2	0	.193	Landaeta, RF	4	0	0	0	0	0	5	.293
Jacquot, DH	3	0	0	0	1	3	1	.208	Kirkland, SS	4	0	0	0	0	1	1	.271
Marcoe, C	4	1	0	0	0	0	2	.153	Lipkin, DH	4	0	1	0	0	1	0	.272
Britton, LF	4	0	1	2	0	0	2	.216	Thompson, T, 3B	3	0	1	0	1	0	1	.246
Phillips, A, SS	4	1	2	0	0	0	0	.204	Nester, C	4	0	1	0	0	1	2	.182
Housey, P	0	0	0	0	0	0	0	.000	Frankoff, P	0	0	0	0	0	0	0	.000
Kessinger, P	0	0	0	0	0	0	0	.000	Hassebrock, P	0	0	0	0	0	0	0	.000
Totals	32	4	6	4	3	10	14	.254	Tyson, P	0	0	0	0	0	0	0	.000
									Chitwood, P	0	0	0	0	0	0	0	.000
									Totals	34	0	9	0	2	6	16	.250

BATTING

2B: Phillips, A (11, Hassebrock).
3B: Bello (4, Frankoff).
TB: Anston; Bello 3; Mailloux, K; Britton; Phillips, A 3.
RBI: Bello (13), Mailloux, K (52), Britton 2 (10).
Runners left in scoring position, 2 out: Sharpley 2; Bello 2.
S: Bello.
SF: Mailloux, K.
Team RISP: 1-for-8.
Team LOB: 7.

BASERUNNING

CS: Mailloux, K (4, 2nd base by Tyson/Nester).

FIELDING

TP: (Mailloux, K-Bello-Sharpley).

BATTING

2B: Choice 3 (10, Housey, Housey, Kessinger).
TB: Pineda; Choice 7; Kirby-Jones; Lipkin; Thompson, T; Nester.
Runners left in scoring position, 2 out: Landaeta; Bercume 3.
GITP: Landaeta.
Team RISP: 2-for-9.
Team LOB: 9.

FIELDING

E: Thompson, T (21, throw).
DP: (Nester-Kirkland).

Everett	IP	H	R	ER	BB	SO	HR	ERA	Vancouver	IP	H	R	ER	BB	SO	HR	ERA
Housey (W, 1-1)	5.0	7	0	0	0	3	0	2.29	Frankoff (L, 3-2)	4.0	2	1	1	1	6	0	3.30
Kessinger (S, 2)	4.0	2	0	0	2	3	0	5.71	Hassebrock	2.0	4	3	3	1	2	0	5.12
Totals	9.0	9	0	0	2	6	0	3.22	Tyson	2.0	0	0	0	1	2	0	1.00
									Chitwood	1.0	0	0	0	0	0	0	4.66
									Totals	9.0	6	4	4	3	10	0	3.27

WP: Hassebrock.
HBP: Anston (by Frankoff).
Groundouts-flyouts: Housey 5-7, Kessinger 5-4, Frankoff 3-3, Hassebrock 2-2, Tyson 0-3, Chitwood 0-2.
Batters faced: Housey 22, Kessinger 14, Frankoff 17, Hassebrock 12, Tyson 6, Chitwood 3.
Umpires: HP: Mike Terry. 1B: Chris Gonzalez. 2B: . 3B: .
Weather: 62 degrees, overcast.
Wind: 5 mph, In from CF.
T: 2:11.
Att: 3,984.

Choose a highlighted category to sort. NOTE: Rate stats do not use qualifiers.

	GI ---GAMES BY POSITION---																													
	BATTERS	AVG	G	AB	R	H	2B	3B	HR	RBI	TB	BB	IBB	SO	SB	CS	OBP	SLG	OPS	SF	SAC	HBP	DP	1B	2B	3B	SS	OF	C	E
* Bercume, Jeff	.280	65	254	31	71	10	3	0	24	87	22	0	38	10	4	.345	.343	.688	3	7	5	3	0	0	0	0	53	0	1	
Castillo, Gernaldo	.125	18	48	3	6	1	0	0	2	7	7	0	10	1	0	.236	.146	.382	0	2	0	2	0	10	4	3	0	0	10	
Choice, Michael	.284	27	102	20	29	10	2	7	26	64	15	1	43	6	1	.388	.627	1.016	1	0	3	1	0	0	0	27	0	2		
Fabiaschi, Michael	.234	31	94	13	22	6	1	0	4	30	17	0	25	2	2	.374	.319	.693	0	3	4	0	0	16	1	7	0	0	2	
* Hurley, Zachary	.271	19	59	9	16	4	1	0	5	22	2	0	12	0	0	.295	.373	.668	0	1	0	3	0	0	0	0	13	0	1	
Kirby-Jones, A.J.	.259	75	247	41	64	10	0	14	42	116	61	3	82	1	1	.417	.470	.887	3	0	8	6	67	0	0	0	0	0	12	
Kirkland, Wade	.271	68	280	34	76	18	2	0	27	98	9	0	59	4	2	.296	.350	.646	3	3	2	7	0	0	0	68	0	0	24	
Landaeta, Douglas	.293	71	280	28	82	15	1	2	32	105	18	2	36	5	9	.334	.375	.709	3	2	1	11	0	0	0	0	69	0	3	
Levia, Nino	.220	43	141	19	31	3	1	1	7	39	13	0	35	3	2	.289	.277	.566	3	2	2	1	0	25	11	0	0	0	12	
Lipkin, Ryan	.272	52	184	21	50	12	0	1	33	65	13	0	32	1	1	.328	.353	.682	1	3	3	7	0	0	0	0	0	39	4	
Luis, Marcos	.205	15	39	1	8	0	0	0	2	8	0	0	6	0	0	.244	.205	.449	0	1	2	2	7	0	4	0	0	0	3	
Nester, John	.182	22	77	7	14	3	0	0	7	17	8	1	26	0	1	.256	.221	.477	1	3	0	1	0	0	0	0	0	14	1	
Petitti, Daniel	.123	26	73	3	9	1	1	0	6	12	6	0	26	0	0	.207	.164	.372	1	4	2	2	0	0	0	0	0	26	2	
Pineda, Ryan	.221	26	95	16	21	9	0	0	8	30	17	0	20	1	0	.336	.316	.652	1	1	0	0	0	25	0	0	0	0	2	
Thompson, Tony	.246	62	236	30	58	11	0	3	21	78	23	0	43	1	1	.321	.331	.651	0	0	3	7	0	0	59	0	0	0	21	
Whitaker, John	.232	43	142	19	33	5	0	4	22	50	16	0	40	6	2	.309	.352	.661	3	3	1	3	0	0	0	0	36	0	1	
Other	.242	58	186	22	45	6	0	2	17	57	26	1	59	2	4	.352	.306	.658	1	5	6	4								
Team Total	.250	76	2537	317	635	124	12	34	285	885	273	8	592	43	30	.330	.349	.679	24	40	42	60								116
	PITCHERS																													
	W	L	ERA	G	GS	CG	SHO	SV	SVO	IP	H	R	ER	HR	HB	BB	IBB	SO	BK	WP	GO/AO	DP	WHIP	AVG	AB	TBF	SF	GF	HLD	
Bowman, Josh	0	2	3.74	14	0	0	0	0	0	21.2	29	16	9	2	2	5	1	23	0	2	1.41	1	1.57	.302	96	106	1	4	1	
* Brown, Jacob	2	3	1.82	19	0	0	0	0	3	29.2	24	9	6	0	0	5	0	31	0	2	1.29	1	0.98	.218	110	117	1	4	5	
Chitwood, Logan	1	1	4.66	9	0	0	0	1	2	9.2	12	5	5	1	1	4	0	6	0	1	0.35	1	1.66	.308	39	45	1	5	1	
Christensen, Kyle	0	2	4.32	13	9	0	0	0	0	41.2	39	21	20	3	1	19	0	23	0	2	1.11	3	1.39	.250	156	178	1	0	2	
Fabiaschi, Michael	0	0	0.00	1	0	0	0	0	0	0.1	0	0	0	0	0	0	0	0	0	0	0.00	0	0.00	.000	1	1	0	1	0	
Frankoff, Seth	3	2	3.30	7	7	0	0	0	0	30.0	31	13	11	0	1	13	0	31	1	0	1.71	2	1.47	.263	118	134	0	0	0	
Griffin, A.J.	1	1	2.95	20	0	0	0	15	16	21.1	14	9	7	0	3	7	1	27	0	2	0.75	3	0.98	.184	76	86	0	18	0	
Hassebrock, Blake	0	1	5.12	14	0	0	0	0	0	19.1	25	11	11	0	4	8	1	18	0	3	1.86	3	1.71	.329	76	95	3	7	2	
Jimenez, Devji	4	4	3.54	12	12	0	0	0	0	61.0	61	28	24	5	2	13	1	48	1	4	1.50	10	1.21	.264	231	248	2	0	0	
Long, Nathan	8	2	3.10	15	15	0	0	0	0	87.0	95	34	30	4	2	19	2	47	1	3	1.63	10	1.31	.284	334	359	1	0	0	
McDaniel, Dan	1	1	3.64	20	1	0	0	0	1	29.2	22	20	12	1	5	16	0	32	0	2	1.65	4	1.28	.208	106	128	0	9	2	
* Quigley, Ryan	3	3	7.39	20	1	0	0	0	1	35.1	56	32	29	1	2	20	1	25	0	3	3.28	6	2.15	.361	155	178	1	5	2	
* Ramirez, Anivoris	2	6	3.41	14	14	0	0	0	0	63.1	63	31	24	6	3	17	0	55	5	3	1.67	6	1.26	.255	247	269	0	0	0	
Tenholder, Daniel	4	0	1.86	24	0	0	0	2	5	38.2	26	12	8	0	2	11	3	38	0	0	0.59	0	0.96	.188	138	152	1	6	4	
Thomson, Matthew	3	2	2.15	12	9	0	0	0	0	46.0	35	13	11	0	2	8	0	61	1	2	0.87	2	0.93	.202	173	183	0	0	0	
Thornton, Zachary	2	2	4.39	15	0	0	0	0	1	26.2	33	21	13	2	1	8	1	29	0	1	1.50	4	1.54	.314	105	117	1	1	3	
Tyson, Drew	0	0	1.00	6	0	0	0	0	0	9.0	10	1	1	0	1	4	0	8	0	1	0.36	0	1.56	.294	34	39	0	2	1	
Vidal, Pedro	4	0	2.92	24	0	0	0	0	0	37.0	46	16	12	0	0	10	0	31	0	3	0.79	0	1.51	.303	152	167	3	7	7	
Other	4	2	1.72	27	8	0	0	6	8	73.1	65	24	14	0	5	20	0	80	1	5	1.14	6	1.16	.234	278	309	2	7	0	
Team Total	42	34	3.27	76	76	0	3	24	37	680.2	686	316	247	25	37	207	11	613	10	39	1.28	62	1.31	.261	2625	2911	18	76	30	

KEY: * - lefthanded hitter/pitcher, # - switch hitter

Choose a highlighted category to sort. NOTE: Rate stats do not use qualifiers.

BATTERS	GI ---GAMES BY POSITION---																												
	AVG	G	AB	R	H	2B	3B	HR	RBI	TB	BB	IBB	SO	SB	CS	OBP	SLG	OPS	SF	SAC	HBP	DP	1B	2B	3B	SS	OF	C	E
Affinito, Chris	.286	9	28	9	8	1	0	3	10	18	10	0	12	0	0	.474	.643	1.117	0	0	0	2	4	0	0	0	0	2	0
Brazoban, Yeudy	.204	28	98	8	20	6	1	2	9	34	4	1	25	4	0	.233	.347	.580	1	0	0	4	0	0	0	1	18	0	3
Cabreria, Yordy	.188	5	16	3	3	1	0	0	0	4	4	0	5	0	0	.350	.250	.600	0	0	0	0	0	0	0	5	0	0	0
* Chavez, Eric	.333	1	3	0	1	0	0	0	0	1	0	0	1	0	0	.333	.333	.667	0	0	0	0	0	0	0	0	0	0	0
Clime, Neudy	.278	35	133	22	37	6	2	1	19	50	9	0	33	9	1	.329	.376	.705	0	2	1	0	0	29	4	0	0	0	14
* Consigli, Royce	.340	41	156	25	53	12	4	1	31	76	20	0	33	4	3	.406	.487	.893	4	0	0	2	0	0	0	0	40	0	3
Galarraga, Joel	.197	19	61	8	12	2	0	0	5	14	7	0	18	3	0	.286	.230	.515	1	0	1	0	0	0	0	0	0	13	2
Garcia, Elvis	.197	45	132	21	26	3	2	1	9	36	12	0	28	4	3	.275	.273	.548	2	4	3	3	0	0	0	0	43	0	0
Lewis, Chad	.231	4	13	5	3	0	0	0	3	3	3	0	5	0	0	.375	.231	.606	0	0	0	2	0	0	4	0	0	0	3
Lopez, Diomedes	.266	36	109	11	29	11	0	1	12	43	12	0	39	0	1	.360	.394	.754	0	1	4	2	0	0	0	0	0	35	3
Marte, Miguel	.230	52	204	21	47	9	0	4	27	68	4	0	73	1	0	.265	.333	.598	1	1	6	6	49	0	0	0	0	2	8
# Martinez, Hiram	.188	26	64	6	12	2	0	0	4	14	8	0	17	1	0	.278	.219	.497	0	1	0	1	0	3	0	21	0	0	14
# Pan, Zhi Fang	.331	43	157	31	52	9	4	0	11	69	13	2	24	3	4	.386	.439	.825	0	1	1	2	0	12	1	27	0	0	16
Peralta, Jensi	.223	32	103	11	23	5	1	0	8	30	4	0	38	0	1	.252	.291	.544	0	0	0	3	0	1	17	13	0	0	15
* Ramsey, Rashad	.152	25	66	11	10	0	1	0	4	12	4	0	20	6	0	.197	.182	.379	1	0	0	0	0	0	0	0	19	0	1
Rojas, Kelvin	.216	16	51	5	11	2	0	0	8	13	6	0	11	1	0	.298	.255	.553	0	1	0	1	0	0	0	0	13	0	0
Santana, Jonatan	.228	45	149	18	34	7	1	0	17	43	11	0	40	2	0	.297	.289	.586	1	3	4	6	11	8	32	0	0	0	5
Shaw, Anthione	.167	25	48	6	8	1	1	0	4	11	9	0	21	3	0	.298	.229	.527	0	0	0	0	0	0	0	0	21	0	1
* Shipman, Aaron	.118	4	17	2	2	0	0	0	2	2	0	0	6	3	0	.118	.118	.235	0	0	0	0	0	0	0	0	4	0	0
Soto, Ramon	.275	28	102	13	28	7	1	2	14	43	7	0	27	1	0	.339	.422	.761	0	3	3	0	0	0	0	0	0	12	2
Tripp, Jordan	.261	13	46	8	12	3	1	1	7	20	4	0	16	0	0	.346	.435	.781	0	0	2	0	0	0	0	0	13	0	0
Other	.243	55	189	32	46	13	2	1	22	66	26	0	49	9	1	.338	.349	.687	2	0	2	2							
Team Total	.245	56	1945	276	477	100	21	17	226	670	177	3	541	54	14	.315	.344	.659	13	17	27	36							100

PITCHERS	W	L	ERA	G	GS	CG	SHO	SV	SVO	IP	H	R	ER	HR	HB	BB	IBB	SO	BK	WP	GO/AO	DP	WHIP	AVG	AB	TBF	SF	GF	HLD
	Adames, Joselito	2	4	5.26	15	11	0	0	0	0	53.0	56	37	31	0	3	18	0	59	1	13	3.70	2	1.40	.257	218	240	0	0
Avila, Andres	0	2	5.65	12	0	0	0	2	3	14.1	13	12	9	1	2	6	0	16	0	4	0.73	0	1.33	.232	56	67	3	5	2
Bailey, Andrew	0	0	4.38	7	0	0	0	0	0	12.1	9	11	6	0	3	11	2	11	0	1	2.25	1	1.62	.196	46	61	0	1	1
* DiNardo, Lenny	0	0	5.40	2	2	0	0	0	0	3.1	3	2	2	1	0	5	0	2	0	0	0.60	0	2.40	.231	13	18	0	0	0
* Duran, Omar	3	1	2.01	14	2	0	0	0	0	40.1	33	20	9	0	4	17	0	54	1	10	2.05	5	1.24	.221	149	171	1	2	1
* Hughes, Ryan	2	0	4.73	9	0	0	0	1	1	13.1	13	7	7	0	1	4	0	13	0	0	1.50	1	1.28	.265	49	56	1	2	1
* Larsen, Aaron	5	2	2.89	14	4	0	0	0	1	37.1	25	18	12	3	2	10	0	31	0	6	1.11	2	0.94	.177	141	153	0	3	1
Menna, J.C.	1	2	5.79	13	1	0	0	0	0	23.1	25	24	15	0	5	13	0	15	1	5	1.74	3	1.63	.263	95	116	1	1	1
Murphy, Sean	3	0	2.57	14	0	0	0	2	3	21.0	15	9	6	0	1	8	1	32	0	1	2.44	1	1.10	.190	79	89	0	8	0
* Mve, Charles	1	4	3.52	16	0	0	0	1	2	23.0	25	12	9	3	0	11	1	23	0	0	1.10	0	1.57	.263	95	106	0	8	1
Paez, Argenis	6	3	3.15	14	10	0	0	0	0	65.2	69	29	23	3	4	17	0	53	0	10	2.68	4	1.31	.268	257	282	2	1	0
Skaalen, Chris	0	0	8.68	9	0	0	0	0	0	9.1	20	13	9	0	1	5	0	8	0	3	1.25	0	2.68	.417	48	56	1	3	1
Tyson, Drew	1	0	1.33	13	0	0	0	1	2	27.0	21	4	4	0	1	3	0	41	1	2	1.11	2	0.89	.214	98	104	2	6	0
* Urlaub, Jeff	1	0	2.39	15	0	0	0	2	3	26.1	23	10	7	0	2	3	1	26	1	2	1.63	3	0.99	.235	98	104	0	4	0
Vail, Tyler	0	2	3.13	13	10	0	0	0	0	31.2	26	14	11	1	6	8	0	29	0	7	1.30	3	1.07	.218	119	134	1	0	0
Other	5	5	2.90	41	13	0	0	1	1	87.0	65	36	28	5	5	24	1	109	2	14	1.24	2	1.02	.204	318	355	4	12	3
Team Total	30	26	3.49	56	56	0	1	10	16	497.1	447	263	193	18	41	167	6	533	7	81	1.64	30	1.23	.234	1911	2149	16	56	13

KEY: * - lefthanded hitter/pitcher, # - switch hitter

Oakland Athletics

Organization Leaders

(As of 09/06/2010 02:00 AM EDT)

BATTING TOP 10 (minimum 2.7 PA/team game)

PITCHING TOP 10 (minimum 0.8 IP/team game)

BATTER	CLUB	AVG	G	AB	R	H	HR	RBI	PITCHER	CLUB	W-L	ERA	IP	H	BB	SO
Consigli, Royce	ATH	.340	41	156	25	53	1	31	Krol, Ian	STK	10-4	2.80	138.1	116	28	111
Pan, Zhi Fang	ATH	.331	43	157	31	52	0	11	Long, Nathan	VAN	8-2	3.10	87.0	95	19	47
Green, Grant	STK	.319	130	543	106	173	20	87	Paez, Argenis	ATH	6-3	3.15	65.2	69	17	53
Cardenas, Adrian	SAC	.308	108	400	66	123	4	53	Edell, Ryan	MID	10-4	3.17	125.0	136	20	92
Baisley, Jeff	SAC	.304	99	372	49	113	10	66	Jimenez, Deyvi	VAN	4-4	3.54	61.0	61	13	48
Sogard, Eric	SAC	.298	136	510	82	152	5	65	DiNardo, Lenny	ATH	2-5	3.65	49.1	59	19	30
Parker, Stephen	STK	.296	138	520	101	154	21	98	Haviland, Shawn	STK	9-6	3.69	153.2	162	42	169
Horton, Josh	MID	.296	115	446	63	132	5	57	Murray, Justin	STK	10-5	3.75	134.1	154	65	90
Landaeta, Douglas	VAN	.293	71	280	28	82	2	32	Banwart, Travis	SAC	9-7	3.80	156.1	149	60	130
2 others tied at .284.									Gilliam, Robert	KC	7-6	3.89	111.0	105	35	101

HOME RUNS

WINS

Carter, Chris	SAC	31
McPherson, Dallas	SAC	22
Spina, Michael	STK	22
Parker, Stephen	STK	21
Green, Grant	STK	20

Mortensen, Clay	SAC	13
Smith, Murphy	KC	11
4 others tied at 10.		

RBI

SAVES

Parker, Stephen	STK	98
Carter, Chris	SAC	94
Barfield, Jeremy	STK	92
Green, Grant	STK	87
Spina, Michael	STK	87

Smyth, Paul	STK	28
Guzman, Jose	KC	18
Griffin, A.J.	VAN	15
Lansford, Jared	SAC	12
Rodriguez, Henry	SAC	11

STOLEN BASES

STRIKEOUTS

Wimberly, Corey	SAC	56
House, Tyreace	KC	36
Gilbert, Archie	MID	28
Crumbly, Conner	KC	24
Mitchell, Jermaine	MID	24

Haviland, Shawn	STK	169
Straily, Daniel	KC	149
Hornbeck, Ben	STK	138
Marks, Justin	STK	136
Banwart, Travis	SAC	130

TEAM STATISTICS

TEAM BATTING	AVG	AB	R	H	HR	BB	SO	SB	CS	TEAM PITCHING	W-L	ERA	H	CG	SHO	SV	HR	BB	SO
Sacramento	.272	4880	824	1329	158	588	1045	133	50	Vancouver	42-34	3.27	686	0	3	24	25	207	613
Stockton	.269	4751	751	1276	141	561	1106	86	48	AZL Athletics	30-26	3.49	447	0	1	10	18	167	533
Midland	.264	4684	637	1236	74	521	1018	126	49	Kane County	71-66	3.87	1125	0	6	27	80	447	1156
Kane County	.255	4619	669	1179	66	609	1178	143	61	Midland	69-70	4.14	1259	0	4	38	76	526	992
Vancouver	.250	2537	317	635	34	273	592	43	30	Sacramento	79-64	4.29	1294	1	5	36	118	562	1063
AZL Athletics	.245	1945	276	477	17	177	541	54	14	Stockton	73-66	4.62	1328	1	2	41	140	510	1158