



2010 ADDITIONAL BIOS

Coaching Staff:


- Daren Brown (#44) - Manager
- Pedro Grifol (#59) - Coach
- Roger Hansen (#54) - Bench Coach
- Alonzo Powell (#47) - Hitting Coach
- Carl Willis (#48) - Pitching Coach

Players:

- Russell Branyan (#30)
- Brian Sweeney (#37)
- Jamey Wright (#50)

** Josh Bard (#26), David Pauley (#39), Chris Seddon (#52) & Josh Wilson (#16) bios can be found in invited players section of 2010 Media Guide **

THE MANAGER



DAREN BROWN (44)

POSITION: Manager, former pitcher

AGE: 43

BORN: 6-13-67 in Holdenville, OK

BATTED: Right

THREW: Right

NAMED MANAGER: August 9, 2010

PERSONAL: Daren Dwayne Brown... resides in Amarillo, TX with wife, Cindy...graduate of Southeastern Oklahoma State University with a degree in recreation...father, Paul, pitched for the Philadelphia Phillies from 1961-63 and 1967.

MANAGING/COACHING CAREER:

In his 10th season in the Mariners organization...was part of Mariners coaching staffs in September of 2007-09...opened the 2010 season as the manager of the AAA Tacoma Rainiers before being named the interim manager on Aug. 9... selected to manage the Pacific Coast League in the 2010 AAA All-Star Game in Allentown, PA... managed the Rainiers to the top of the Pacific Coast League standings prior to being promoted to Seattle (61-54)...led the Rainiers to a 283-264 record in 4 seasons (2007-10)... Rainiers won PCL North Division championship in 2009 (74-70); lost to Sacramento in the first round of the PCL Playoffs...first playoff berth since for Tacoma since 2005 and 11th in franchise history...historic playoff run included making up 7.5 games in the standings over the final 2 weeks in the season...managed San Antonio in 2006...spent 2004-05 as manager of Inland Empire...led 66ers to a 77-63 record and was the only team in Mariners organization to play in the postseason in 2004...Inland Empire swept Rancho Cucamonga in the first round, but fell to Lancaster 3-1 in the California League semifinals...led the Wisconsin Timber Rattlers to a 69-66 record in 2003...Wisconsin earned a playoff berth with a 38-28 first half and finished 2nd in the division...the Timber Rattlers lost to Beloit 2-0 in the first round of the postseason... managed the San Bernadino Stampede in 2001-02...led club to 77-63 overall record in 2002 and first place finish in the first half of the season...fell to Lake Elsinore in first round of playoffs...helped San Bernadino reach the postseason in 2001 with a 43-27 2nd-half record...spent 1994-2000 with the independent league Amarillo (TX) Dillas...was the club's manager from 1998-2000, compiling a 203-77 (.725) record which included winning the Texas-Louisiana League Championship in 1999...Panhandle Sports Hall of Fame Baseball Man of the Year in 1999.

PLAYING CAREER: Along with his coaching duties with Amarillo, compiled a 60-24 record as a starting pitcher from 1994-99...named to the league All-Star team from 1995-98 and was named the league's Most Valuable Pitcher in 1995, 1997 and 1998...spent 1989-93 pitching in the Toronto Blue Jays organization, spending his final two seasons with Double-A Knoxville...finished his pro career with a 90-49 overall record...originally selected by Toronto in the 29th round of the 1989 June draft.

BROWN'S RECORD AS MANAGER

YEAR	CLUB	LG	W	L	PCT.	FINISH
1998	Amarillo	Tex-LA (ind.)	64	20	.762	1st
1999	Amarillo*	Tex-LA (ind.)	63	21	.750	1st
2000	Amarillo	Tex-LA (ind.)	76	36	.679	1st
2001	San Bern.	California	76	64	.543	4th/1st
2002	San Bern.	California	77	63	.550	1st/T2nd
2003	Wisconsin	Midwest	69	66	.511	2nd/7th
2004	Inland Empire	California	77	63	.550	2nd/2nd
2005	Inland Empire	California	58	82	.414	5th/5th
2006	San Antonio	Texas	60	78	.435	4th/4th
2007	Tacoma	PCL	68	76	.472	3rd
2008	Tacoma	PCL	80	64	.556	2nd
2009	Tacoma	PCL	74	70	.514	1st
2010	Tacoma	PCL	61	54	.530	1st
Career Totals			794	691	.535	

*won Texas-Louisiana League Championship

BROWN'S MANAGING & COACHING CAREER

2010-	SEATTLE MARINERS	Manager
2007-10	Tacoma Rainiers (AAA)	Manager
2006	San Antonio (AA)	Manager
2004-05	Inland Empire (A)	Manager
2003	Wisconsin (A)	Manager
2001-02	San Bernadino (A)	Manager
1998-2000	Amarillo (TX) Dillas	Manager
1994-97	Amarillo (TX) Dillas	Pitching Coach

BROWN (continued)


BROWN'S PLAYING RECORD

YEAR	CLUB	W-L	ERA	G	GS	CG	SHO	SV	IP	H	R	ER	HR	HB	BB	SO	WP	BK
1989	St. Catharines	4-3	3.93	18	10	0	0	0	75.2	82	41	33	4	0	26	0	0	0
1990	Myrtle Beach	11-7	4.11	25	25	0	0	0	142.1	155	81	65	8	0	51	0	0	0
1991	Dunedin	6-5	4.52	28	5	0	0	1	81.2	69	46	41	3	2	34	66	8	1
	Knoxville	0-1	10.80	3	0	0	0	0	3.1	6	4	4	1	0	1	2	0	0
1992	Knoxville	5-4	3.73	43	1	0	0	1	82.0	79	36	34	10	3	22	105	8	0
1993	Knoxville	4-5	5.00	46	2	0	0	10	72.0	72	44	40	4	3	32	67	8	0
1994	Amarillo	4-3	3.88	28	6	0	0	0	58.0	55	29	25	2	-	20	50	-	-
1995	Amarillo	15-2	3.14	23	22	0	0	0	146.1	142	67	51	10	-	41	121	-	-
1996	Amarillo	11-9	3.88	23	23	0	0	0	160.0	180	88	69	10	-	50	143	-	-
1997	Amarillo	12-6	4.73	24	21	0	0	0	154.0	184	93	81	13	-	50	130	-	-
1998	Amarillo	15-4	3.21	20	20	0	0	0	137.1	139	59	49	13	-	21	121	-	-
1999	Amarillo	3-0	3.20	4	4	0	0	0	19.2	19	7	7	1	-	4	17	-	-
Minor Lg Totals		90-49	3.97	285	139	0	0	12	1132.1	1182	595	499	79	8	352	240	24	1

MARINERS MANAGERIAL MARKS

Manager	Years	W-L	Pct.
Darrell Johnson	1977-80	226-362	.384
Maury Wills	1980-81	26-56	.317
Rene Lachemann	1981-83	140-180	.438
Del Crandall	1983-84	93-131	.415
Chuck Cottier	1984-86	98-119	.452
* Marty Martinez	1986	0-1	.000
Dick Williams	1986-88	159-192	.453
* Jim Snyder	1988	45-60	.429
Jim Lefebvre	1989-91	233-253	.479
Bill Plummer	1992	64-98	.395
Lou Piniella	1993-2002	840-711	.542
Bob Melvin	2003-2004	156-168	.481
Mike Hargrove	2005-7/1/2007	192-210	.478
John McLaren	7/2/2007-6/19/2008	68-88	.436
Jim Riggleman	6/20/2008-9/28/2008	36-54	.400
Don Wakamatsu	2009-8/8/10	127-147	.464
* Daren Brown	8/9/10-	--	--
* interim manager			

THE COACHES



PEDRO GRIFOL (59)

POSITION: Coach, former catcher

AGE: 40

BORN: 11-28-69 in Miami, FL

BATTED: Right

THREW: Right

PERSONAL:

Pedro Grifol...
resides in
Buckeye, AZ

with wife, Ali, and daughters Lauren, Amanda and Camila...graduated from Christopher Columbus High School in Miami, FL, in 1988, where he was selected as the Florida State High School Player of the Year...was a catcher at Florida State University from 1989-91, and appeared in the 1989 and 1991 College World Series...was First Team All-America selection in 1991. He attained a B.S. degree from Excelsior College/The University of the State of New York in 2001...member of the 1987 and 1989 USA Baseball Teams.

MANAGING/COACHING CAREER: In his 11th season with the Mariners organization...joined the Major League coaching staff on Aug. 9...was the Mariners Director of Minor League Operations from Nov. 17, 2008-Aug. 8, 2010...spent the previous three seasons (2006-08) as the Mariners Coordinator of Instruction...from 2003-05, managed the Mariners short-A Everett club in the Northwest League...compiled a 115-113 (.504) career record as a manager...was Seattle's scout in charge of South Florida and Puerto Rico from 2000-05.

PLAYING CAREER: Played in the minor leagues from 1991-99 after being selected by Minnesota in the 6th round of the 1991 June draft...after spending 5 seasons in the Twins minor league system, was selected by the Mets in the 1995 Rule 5 Draft...finished his career with Triple-A Norfolk in 1999.

GRIFOL's COACHING CAREER


YEAR	TEAM	POSITION
2010-	SEATTLE MARINERS	Major League Coach
2009-10	Seattle Mariners	Director Minor Lg Operations
2006-08	Seattle Mariners	Coordinator of Instruction
2003-05	Everett AquaSox (A)	Manager
2000-05	Seattle Mariners	Scout (S. Florida/Puerto Rico)

GRIFOL's RECORD AS MANAGER

YEAR	CLUB	LG	W	L	PCT.	FINISH
2003	Everett	Northwest	32	44	.421	4th
2004	Everett	Northwest	41	35	.539	2nd
2005	Everett	Northwest	42	34	.553	3rd
Career Totals			115	113	.504	

GRIFOL's PLAYING RECORD

YEAR	CLUB	AVG	G	AB	R	H	TB	2B	3B	HR	RBI	SH	SF	HB	BB	SO	SB	CS	SLG	OBP
1991	Elizabethton	.262	55	202	24	53	86	12	0	7	36	0	4	2	16	33	0	1	.426	.317
	Orlando	.150	6	20	0	3	3	0	0	0	2	0	0	0	0	6	0	0	.150	.150
1992	Fort Myers	.228	94	333	24	76	103	13	1	4	32	3	1	2	17	38	1	0	.309	.269
	Orlando	.275	14	40	2	11	13	2	0	0	5	0	1	0	2	9	0	0	.325	.302
1993	Nashville	.203	58	197	22	40	68	13	0	5	29	5	3	2	11	38	0	1	.345	.249
	Portland	.330	28	94	14	31	45	4	2	2	17	2	2	0	4	14	0	0	.479	.350
1994	Nashville	.127	20	55	4	7	10	0	0	1	4	0	1	1	10	7	0	0	.182	.269
1995	Hardware City	.177	77	226	23	40	58	9	0	3	21	1	1	1	23	33	1	0	.257	.255
1996	Binghamton	.238	64	202	22	48	72	3	0	7	28	8	0	0	13	29	0	0	.356	.284
1997	Binghamton	.200	61	200	15	40	55	6	0	3	15	3	3	3	9	29	1	1	.275	.242
1998	Binghamton	.223	116	394	34	88	115	18	0	3	57	2	5	1	28	72	2	2	.292	.273
1999	Norfolk	.260	59	177	11	46	63	5	0	4	27	3	4	0	12	33	1	1	.356	.301
Minor Lg Totals		.226	652	2140	195	483	691	85	3	39	273	27	25	12	145	341	6	6	.323	.276



ROGER HANSEN (54)

POSITION: Bench Coach, former catcher

AGE: 48, turns 49 Aug. 28

BORN: 8-28-61 in Johnstown, PA

BATTED: Right

THREW: Right

PERSONAL:

Roger Christian Hansen...resides in Stanwood,

WA with wife, Lynn, and children Madison and Riley...graduated from Rio Mesa High School (Camarillo, CA) in 1980...father, Jim Hansen, pitched in the St. Louis, Boston and Houston organizations.

MANAGING/COACHING CAREER:

In his 17th year coaching in the Mariners organization...named Mariners bench coach on Aug. 9, 2010...started the 2010 season as the Mariners catching coordinator, his 8th season in that position...in his second stint on a Major League coaching staff...was the Mariners bullpen coach in 1992 when he was the youngest coach in the Majors...coached at Everett in 2002 after 1998-2001 as a roving catching instructor for the Orix Blue Wave organization in Japan...spent eight seasons in the Mariners organization from 1990-97...was the roving catching instructor in 1997 after managing the Everett AquaSox in 1996...spent 1993-95 as coach at Peoria in the Arizona League...in 1991, worked as Mariners first-ever roving catching instructor...began coaching career in 1990 with Mariners Single-A Peninsula affiliate.

PLAYING CAREER: Spent 10 seasons as a player in the minor leagues, the final three (1987-89) bouncing between the AA and AAA levels in the Mariners system...invited to Major League spring training as a non-roster player in 1989...teammates with Ken Griffey Jr. in 1988 in Vermont...acquired by Seattle as a free agent in January, 1987 after beginning his career in Kansas City's farm system...in 1983 at Fort Myers, led Florida State League catchers in fielding (.933)...named to South Atlantic League All-Star team in 1982 with Charleston after hitting .293 with 15 HR and 94 RBI...originally selected by Kansas City in the 2nd of the 1980 June draft.

HANSEN'S COACHING CAREER

2010-	SEATTLE MARINERS	Major League Coach
2002-2010	Seattle Mariners	Catching Coordinator
1998-2001	Orix Blue Wave (Japan)	Roving Catching Instructor
1997	Seattle Mariners	Roving Catching Instructor
1996	Everett AquaSox	Manager
1993-95	Peoria Mariners	Coach
1992	SEATTLE MARINERS	Bullpen Coach
1991	Seattle Mariners	Roving Catching Instructor
1990	Peninsula Pilots	Coach

HANSEN'S RECORD AS MANAGER

YEAR	CLUB	LG	W	L	PCT.	FINISH
1996	Everett	Northwest	33	42	.440	5th

HANSEN'S PLAYING RECORD

YEAR	CLUB	AVG	G	AB	R	H	TB	2B	3B	HR	RBI	SH	SF	HB	BB	SO	SB	CS	SLG	OBP
1980	GCL Royals	.228	55	167	28	38	45	3	2	0	15	-	-	-	33	28	3	-	.269	-
1981	Charleston	.242	141	516	55	125	183	28	6	6	71	-	-	-	62	79	9	-	.355	-
1982	Charleston	.293	137	505	78	148	227	34	0	15	94	0	12	10	55	60	10	1	1.450	.366
1983	Fort Myers	.282	107	387	51	109	130	13	1	2	62	2	9	4	50	49	1	1	.336	.362
	Jacksonville	.333	1	3	0	1	1	0	0	0	0	0	0	0	1	0	0	0	.333	.500
1984	Memphis	.217	93	327	32	71	90	10	0	3	31	-	-	-	39	42	4	-	.275	-
1985	Memphis	.331	55	181	15	60	74	8	0	2	28	-	-	-	18	26	0	-	.409	-
	Omaha	.276	11	29	2	8	10	2	0	0	5	-	-	-	2	7	0	-	.345	-
1986	Omaha	.253	73	194	24	49	66	5	0	4	13	-	-	-	19	29	0	-	.340	-
1987	Chattanooga	.281	98	335	33	94	123	12	1	5	34	-	-	-	30	45	0	-	.367	-
1988	Vermont	.301	34	103	12	31	38	2	1	1	9	-	-	-	5	12	0	-	.369	-
	Calgary	.250	51	156	16	39	51	6	0	2	12	-	-	-	4	16	1	-	.327	-
1989	Williamsport	.237	14	38	6	9	11	2	0	0	4	-	-	-	5	8	0	-	.289	-
	Calgary	.190	35	84	8	16	19	3	0	0	8	0	1	0	10	16	0	1	.226	.274



ALONZO POWELL (47)

POSITION: Hitting Coach, former outfielder/first baseman

AGE: 45

BORN: 12-12-64 in San Francisco, CA

BATTED: Right

THREW: Right

PERSONAL:

Alonzo Sidney Powell...born Dec. 12, 1964

in San Francisco, CA...resides in Geneva, IL with wife, Jana...has four children, 2 sons, Cameron and Dalton, and two daughters, Courtney and Brooklyn.

MANAGING/COACHING CAREER:

In his 27th year in professional baseball...started the 2010 season as the AAA Tacoma Rainiers hitting coach, his 3rd season in that position...promoted to Major League hitting coach on May 9, 2010 when Alan Cockrell was relieved of his duties...in 2007 was the Mariners Minor League Hitting Coordinator...before joining the Mariners, spent 5 seasons in the Cincinnati Reds organization, including 2006 as hitting coach for Single-A Dayton, 2004-05 as manager of Single-A Dayton...spent 2002-2003 as the hitting coach at Double-A Chattanooga.

PLAYING CAREER:

Former outfielder/first baseman enjoyed a 19-year playing career...originally signed as a non-drafted free agent by San Francisco in 1983...spent time in the Montreal, Minnesota, Seattle, Toronto, New York (AL) and Colorado systems...played in the Majors with the Montreal Expos (1987) and Seattle Mariners (1991)...in one season with the Mariners, hit .216 with 3 home runs and 12 RBI...played for the Chunichi Dragons (1992-97) and Hanshin Tigers (1998)...while playing in Japanese League, became the first American player to win three straight batting championships (1994-96)...he was also a 5-time All-Star and 2-time Gold Glove winner.

POWELL'S COACHING CAREER


YEAR	CLUB	POSITION
2010-2008-10	SEATTLE MARINERS	Major League Hitting Coach
2007	Tacoma Rainiers (AAA)	Hitting Coach
2007	Seattle Mariners	Minor League Hitting Coordinator
2006	Dayton Dragons (A)	Hitting Coach
2004-05	Dayton Dragons (A)	Manager
2002-03	Chattanooga Lookouts (AA)	Hitting Coach

POWELL'S RECORD AS MANAGER

YEAR	CLUB	LG	W	L	PCT.	FINISH
2004	Dayton	Midwest	48	92	.343	6th/6th
2005	Dayton	Midwest	60	79	.432	6th/5th
Career Totals			108	171	.387	

POWELL'S PLAYING RECORD

YEAR	CLUB	AVG	G	AB	R	H	TB	2B	3B	HR	RBI	SH	SF	HB	BB	SO	SB	CS	SLG	OBP
1983	Great Falls	.221	51	149	13	33	42	2	2	1	16	2	0	1	12	34	10	4	.282	.284
	Clinton	.195	36	113	14	22	29	5	1	0	9	2	0	2	15	27	2	1	.257	.300
1984	Everett	.176	6	17	-	3	7	1	0	1	-	-	-	-	-	-	-	-	.412	-
	Clinton	.248	47	149	22	37	47	3	2	1	10	-	-	-	19	31	0	-	.315	-
1985	San Jose	.258	136	473	79	122	188	27	6	9	62	-	-	-	71	118	33	-	.397	-
1986	W Palm Beach	.329	23	76	20	25	46	7	1	4	18	-	-	-	22	16	5	-	.605	-
	Jacksonville	.301	105	402	67	121	197	21	5	15	80	-	-	-	49	80	14	-	.490	-
1987	Indianapolis	.299	90	331	64	99	190	14	10	19	74	3	3	1	32	68	12	8	.574	.360
	MONTREAL	.195	14	41	3	8	11	3	0	0	4	0	0	0	5	17	0	0	.268	.283
1988	Indianapolis	.262	88	282	31	74	110	18	3	4	39	2	3	0	28	72	10	8	.390	.326
1989	W Palm Beach	.317	12	41	7	13	26	4	3	1	8	-	-	-	7	3	1	-	.634	-
	Indianapolis	.232	121	423	50	98	173	26	5	13	59	-	-	-	38	106	9	-	.409	-
1990	Portland	.322	107	376	56	121	176	25	3	8	62	0	3	4	40	79	23	11	.468	.390
1991	Calgary	.375	53	192	45	72	125	18	7	7	43	0	5	0	31	33	2	6	.651	.452
	SEATTLE	.216	57	111	16	24	41	6	1	3	12	0	2	1	11	24	0	2	.369	.288
1992	Calgary	.343	10	35	7	12	18	1	1	1	7	0	0	1	5	10	0	1	.514	.439
1998	Syracuse	.229	15	48	8	11	21	1	0	3	9	0	0	1	7	12	0	1	.438	.338
1999	Columbus	.315	130	470	97	148	245	23	1	24	90	0	6	2	82	110	1	3	.521	.414
2000	Columbus	.264	64	239	34	63	97	10	0	8	27	0	1	2	20	48	1	2	.406	.324
	Colo Springs	.259	21	58	9	15	25	7	0	1	4	0	0	0	10	12	0	0	.431	.368
2001	Newark	.294	81	293	45	86	156	20	1	16	59	0	0	2	40	68	1	0	.532	.382
ML Totals		.211	71	152	19	32	52	9	1	3	16	0	2	1	16	41	0	2	.342	.287



CARL WILLIS (48)

POSITION: Pitching Coach, former pitcher

AGE: 49

BORN: 12-28-60 in Danville, VA

BATTED: Left

THREW: Right

PERSONAL: Carl Blake Willis... resides in Durham, NC with wife,

Rachel, and three children; daughter Alexandria and sons, Daniel and Bryson...a 1979 graduate of Piedmont Academy in Providence, NC where he played baseball and basketball... earned a bachelors degree in park and recreation management at the University of North Carolina-Wilmington...Played 4 years of baseball for the Seahawks and was a member of the school's summer entry in the North State Collegiate League during the summer months...his uncle, Paul Willis, pitched in the New York Giants system in the 1950's...enjoys all spectator sports, most notably ACC basketball & the 2005 NCAA National Champion North Carolina Tarheels.

WILLIS' COACHING CAREER


2010-	SEATTLE MARINERS	Major League Pitching Coach
2010	Seattle Mariners	Pitching Coordinator
2003-09	CLEVELAND INDIANS	Major League Pitching Coach
2001-02	Buffalo Bisons (AAA)	Pitching Coach
2000	Akron Aeros (AA)	Pitching Coach
1999	Columbus Redstxxx (A)	Pitching Coach
1998	Burlington Indians (A)	Pitching Coach
1997	Watertown Indians (R)	Pitching Coach

MANAGING/COACHING CAREER: In his first season with the Mariners organization... named the minor league pitching coordinator in November 2009...took over as Major League pitching coach on Aug. 9, 2010...was the Cleveland Indians pitching coach from 2003-09...spent the previous 13 seasons as a coach in the Indians organization...tutored American League Cy Young Award winners Cliff Lee (2008) and CC Sabathia (2007)...in 2007 the Tribe's starting rotation posted the lowest ERA (4.19) in the American League... spent two years as the pitching coach of the AAA Buffalo Bisons in 2001-02...served as the Pitching Coach at the All-Star Futures Game both in 2001 and 2002...began his tenure in the organization in 1997 as pitching coach at Rookie Watertown and followed that up with one-year stints at A Burlington, A Columbus and AA Akron.

PLAYING CAREER: Pitched in the big leagues over parts of 12 seasons, compiling a record of 22-16 with a 4.25 ERA over 267 games...was an integral member of the 1991 World Champion Minnesota Twins bullpen...the "Big Train" pitched for the Twins from 1991-95, going 8-3 with a 2.63 ERA in 40 appearances for Minnesota in 1991 (26 ER, 89.0 IP)... pitched 2.0 scoreless IP in G#3 of 1991 World Series at Atlanta...overall was 0-0, 5.14 ERA in 4 World Series outings (7.0 IP, 6 H, 4 ER) after not allowing a run in 5.1 IP and 3 appearances in ALCS...originally selected by Detroit in the 23rd round of the 1983 June draft...made his Major League debut after only one season in the minors in 1984 with the Tigers...also played in the Reds, White Sox, Twins, Angels and Indians organizations.

WILLIS' PLAYING RECORD

YEAR	CLUB	W-L	ERA	G	GS	CG	SHO	SV	IP	H	R	ER	BB	SO
1983	Bristol	0-1	3.38	2	0	0	0	0	2.2	0	1	1	4	3
	Lakeland	3-0	0.00	4	0	0	0	0	9.2	6	0	0	5	7
	Birmingham	3-1	3.98	14	0	0	0	2	20.1	16	9	9	7	13
1984	Evansville	5-3	3.73	40	1	0	0	16	60.1	59	26	25	20	27
	DETROIT	0-2	7.31	10	2	0	0	0	16.0	25	13	13	5	4
1985	CINCINNATI	0-1	3.72	7	0	0	0	1	9.2	8	4	4	2	3
	CINCINNATI	1-0	9.22	11	0	0	0	1	13.2	21	18	14	5	6
1986	Denver	4-4	4.15	37	1	0	0	8	78.0	82	39	36	30	27
	Denver	1-3	4.68	20	1	0	0	8	32.2	29	22	17	16	16
	CINCINNATI	1-3	4.47	29	0	0	0	0	52.1	54	29	26	32	24
1987	Nashville	6-4	3.33	53	0	0	0	5	83.2	97	39	31	30	54
1988	CHICAGO (AL)	0-0	8.25	6	0	0	0	0	12.0	17	12	11	7	6
	Vancouver	4-4	4.22	40	1	0	0	4	64.0	77	36	30	16	44
1989	Edmonton	5-7	3.69	36	10	0	0	5	112.1	137	54	46	36	47
1990	Colorado Springs	5-3	6.39	41	6	0	0	2	98.2	136	80	70	32	42
1991	Portland	1-1	1.64	3	1	0	0	0	11.0	5	4	2	0	0
	MINNESOTA	8-3	2.63	40	0	0	0	2	89.0	76	31	26	19	53
1992	MINNESOTA	7-3	2.72	59	0	0	0	1	79.1	73	25	24	11	45
1993	Portland	0-0	2.25	2	0	0	0	0	4.0	6	2	1	1	2
	MINNESOTA	3-0	3.10	53	0	0	0	5	58.0	56	23	20	17	44
1994	MINNESOTA	2-4	5.92	49	0	0	0	3	59.1	89	48	39	12	37
1995	MINNESOTA	0-0	94.50	3	0	0	0	0	0.2	5	7	7	5	0
	Vancouver	2-2	4.11	20	0	0	0	1	35.0	40	17	16	11	17
ML Totals		22-16	4.25	267	2	0	0	13	390.0	424	210	184	115	222



RUSSELL BRANYAN (30)

POSITION: First Baseman

AGE: 34 **BORN:** 12-19-75 in Warner Robins, GA

BATS: Left **THROWS:** Right **HEIGHT:** 6-3 **WEIGHT:** 230

ML SERVICE: 8 years, 147 days.

CONTRACT STATUS: Signed through 2010.

ACQUIRED: In trade with Cleveland in exchange for Ezequiel Carrera (of) and Juan Diaz (inf) on June 26, 2010.

2009:

- Breakout first season with the Mariners...set career-highs in homers (31), hits (108), doubles (21), walks (58) and RBI (76).
- Hit .251 (108x431) with 21 2B, 31 HR and 76 RBI in 116 games (all starts at 1B).
- Posted 3rd-best slugging percentage (.520) among first basemen in club history.
- Became 2nd player to top 30 homers in first season with the Mariners (Richie Sexson, 39 in 2005)...just the 11th Mariner overall to record 30+ homers.
- On 15-day disabled list Aug. 29-Sept. 28 with a herniated disc in his back...did not play following reinstatement from DL on Sept. 28.
- Ranked 4th among players who switched teams during the off-season with 31 HR (Teixeira-39, Dunn-38, Ibañez -34, Branyan-31).
- Hit .280 (80x286) with 49 runs, 16 doubles, 22 home runs and 49 RBI in 79 games prior to the All-Star break...batted .193 (28x145) with 9 home runs in 37 games following ASG.
- 2nd in the AL hitting a home run once every 13.90 AB...also 8th with 149 strikeouts.
- Hit .267 vs. right-handers (73x273, 21 HR) and .222 (35x158, 10 HR) vs. left-handers...158 AB vs. LHP is career-high (previous: 60 in 2002).
- Hit HR#20 July 2 at NYY in his 69th game...fewest games needed to hit his first 20 homers for the Mariners, breaking previous record set by Richie Sexson in 2005 (85 games)...20th homer was a 444-foot blast at Yankee Stadium.
- Set a club record by being hit by a pitch in 3 consecutive games, Aug. 1-4.
- Tied club record with extra base hit in 9 consecutive home games, May 1-18 (6 2B, 5 HR).
- Career-high 10-game hitting streak June 17-30 (.275/11x40, 4 HR, 10 RBI).
- Started career-high 29 consecutive team games, April 24-May 24.
- Career-high 5 hits, going 5-for-5 with 2 runs, 2 doubles and one RBI April 28 at CWS (G2)...never had a 4-hit game previously (22 3-hit games)...only one active position player with as many career starts at Branyan (553 at the time) had never recorded 4 hits in a game (Juan Castro, 605).
- Left game April 17 vs. Detroit with back spasms...missed next 5 games before homering in return to lineup April 24 at LAA.
- Made 3rd career Opening Day start (first at 1B) and first since 2002 (LF) with Cleveland.
- Hit 450-foot HR to CF at Camden Yards, 6th-longest in the history of the stadium.
- Finished 5th in voting for AL Comeback Player of the Year.

PERSONAL: Russell Oles Branyan...resides in Franklin, TN with his wife, Jill, and children: daughters Kylie and Quinn, and son Carter...a 1994 graduate of Stratford Academy in Macon, Ga...was a two-time All-State selection in Georgia...named All-Region and All-State for the 1994 Georgia AAA private school state champions...holds school record for career batting average (.528)...as a senior, set school single-season records for batting average (.576), home runs (17), RBI (55), hits (49, T-1st), and runs scored (50, T-1st).

CAREER: Has played for the Indians (1998-2002), Reds (2002-03), Brewers (2004-05, 2008), Rays (2006), Padres (2006-07), Phillies (2007), Cardinals (2007) and Mariners (2009)...over the last three seasons, has suited up in 6 different Major League uniforms...originally selected by Cleveland in the 7th round of the 1994 June draft...originally signed by Indians scout Mark Germann.

BRANYAN'S CAREER HIGHS

MOST HITS: 5 — 4/28/09 at CWS (G#2)

MOST HOME RUNS: 3 — 8/4/02 at SD (with CIN)

MOST RBI: 6 — 9/29/01 vs. MIN (with CLE)

MOST STOLEN BASES: 1 — 13 times;

last 5/21/09 vs. LAA

LONGEST HITTING STREAK:

10 — 6/17-30/09

CAREER GRAND SLAMS: 3 — last:

7/21/03 vs. MIL (with CIN)

BRANYAN (continued)

1994: Made his professional debut with short-season Burlington and batted .211 in 55 games...15 of 36 hits went for extra bases...ranked second on the club in walks (25).

1995: Led Columbus (A) in homers (19) and slugging (.534) and was 4th in RBI (55) despite playing in just 76 games, batting .256...missed 66 games with a strained back.

1996: Named South Atlantic League's Most Valuable Player during full season at Columbus...led league with 40 home runs, 106 RBI, and a .575 slugging percentage...established a league record for homers and became only the fourth minor-leaguer since 1985 to club 40 dingers...ranked 2nd among all minor league batters in home runs and 9th in RBI....led all Indians minor leaguers in home runs, RBI, runs scored (102), and walks (62)...recorded 9 multi-homer games, including a three-homer game on April 12 vs. Macon.

1997: Led all minor league batters with 39 home runs in a season split between Kinston (A) and Akron (AA)...named a Carolina League mid-season and post-season All-Star...joined Buffalo (AAA) for the American Association playoffs and hit .214 (3x14) in 5 games for the league champion Bisons...played for Mesa in the Arizona Fall League.

1998: Hit 16 home runs and 46 RBI in just 43 games with Akron...missed three months (96 games) over two DL stints due to strained tendons in his right wrist...started the season by missing 5 games due to suspension related to an on-field incident at the end of 1997...promoted to Buffalo for the Triple-A World Series against New Orleans, during which he batted .250 (4x16) with a double, homer, and 4 RBI in 4 games...recalled by Cleveland on Sept. 26 and made his Major League debut that night at Minnesota, going 0-for-4 in a start at third base.

1999: Spent most of the year with Buffalo...added a three-week stint with Cleveland in July and August...30 home runs led Buffalo, ranked 3rd in the International League, and ranked 2nd in the Indians organization...recorded his first career ML hit, a two-run homer off David Cone on July 23 at New York (AL)...was the International League Star of Stars at the Triple-A All-Star Game (3x5, HR, 2B)...started at third base on the U.S. team in Major League Baseball's All-Star Futures Game at Fenway Park (0-for-2).

2000: Combined to hit 37 homers between Cleveland and Buffalo...ranked 3rd among AL rookies with 16 home runs and 8th with 38 RBI...for the Tribe, made 54 starts, including 22 at DH, 16 in LF, 15 in RF, and one at 3B...33 appearances in the outfield were the first of his pro career.

2001: Hit 20 home runs for the Indians in his first full Major League season...spent the first half of the season in the starting lineup, until 3B Travis Fryman returned from the DL...made 85 starts, including 55 at 3B, 25 in LF, 4 at DH and one in RF...drove in career-best 6 runs and connected for his fourth two-homer game on Sept. 29 vs. Minnesota.

2002: In 134 games for Cincinnati and Cleveland, combined to hit 24 homers...established ML career-highs in games, at-bats (378), runs (50), hits (86), HR (24), RBI (56), and stolen bases (4)...appeared in 84 games for the Reds (.244, 16 HR, 39 RBI), including 56 starts (21 in LF, 18 at 1B, 13 at 3B, 4 at DH)...had a career-day on Aug. 4 at San Diego, going 3-for-4 with 3 home runs and 5 RBI...became the fourth and final player – and the only Red – to homer over the 40-foot batter's eye in center field at refurbished Cinergy Field on Sept. 10 vs. Pittsburgh (off Kip Wells)...acquired by Cincinnati in trade for Ben Broussard on June 7...underwent arthroscopic surgery on his right shoulder on Dec. 3 (performed by Dr. Timothy Kremchek)...suffered the injury while playing in the Dominican Winter League.

2003: Began the year on Cincinnati's disabled list recovering from arthroscopic surgery on his right shoulder...activated from DL on May 29...in 46 games and 14 starts, hit .227 (5 HR, 14 RBI) until he returned to the disabled list on Aug. 13 with a high right ankle sprain...after returning from the DL on Aug. 28, started 27 of the Reds' last 29 games of the season...hit pinch-hit grand slam off Brooks Kieschnick on July 21 vs. Milwaukee.

2004: Began the season with Richmond (AAA) in the Atlanta organization...traded to Cleveland on April 25 and was assigned to Buffalo...named Bisons Comeback Player of the Year...hit .279 (95x341) with 26 homers and 79 RBI in 93 games at the Triple-A level...traded to Milwaukee on July 26 for future cash considerations...posted a .234

CAREER FIELDING

YEAR	PCT	G	GS	PO	A	E	TC	DP
1998	1.000	1	1	0	1	0	1	0
1999	.960	11	7	6	18	1	25	0
2000	.954	67	32	59	3	3	65	1
2001	.931	113	81	78	111	14	203	8
2002	.977	134	97	285	52	8	345	26
2003	.985	74	41	140	56	3	199	18
2004	.964	51	41	42	91	5	138	8
2005	.956	85	58	69	84	7	160	10
2006	.944	91	73	112	39	9	160	4
2007	.980	89	33	37	60	2	99	15
2008	.966	50	35	48	64	4	116	9
2009	.990	116	116	146	94	10	1031	94
Totals	.974	882	615	1823	653	66	2542	193

*GS=starts in field, does not include DH.

BRANYAN (continued)

batting average, hit 11 homers, and drove in 27 runs in 51 games for the Brewers...hit 6 homers in his first 14 contests with Milwaukee (42 AB)...belted the longest homer in Miller Park history with a 480-foot blast off Chicago's Greg Maddux on July 27.

2005: Spent an injury-shortened campaign with Milwaukee and appeared in 85 games, batting .257 with 12 home runs and 31 RBI...missed a month of the season (June 2-July 4) with a fractured middle finger on his left hand...23 of his 52 hits (44%) were for extra bases (11 doubles, 12 homers).

2006: Split the year between Tampa Bay and San Diego, batting .228 (55x241) with 18 home runs and 36 RBI in 91 games...began the season with Tampa Bay and played in 64 games, batting .201 with 12 homers, 10 doubles, and 27 RBI...acquired by the Padres on Aug. 24 for RHP Evan Meek and a player to be named later (RHP Dale Thayer)...hit .292 (21x72) for the Padres with 6 home runs, 9 RBI, 14 runs, and 15 walks...launched his 5th long ball as a Padres player on Sept. 24 vs. Pittsburgh, a 453-foot home run that tied the longest in PETCO Park history...batted .231 (3x13) with a double, triple, and three RBI in the four-game Division Series vs. St. Louis...started all four games in the series.

2007: Split the year between four clubs in four organizations, including MLB stints with San Diego, Philadelphia, and St. Louis...batted a combined .192 (32x167) with 10 home runs and 26 RBI in 90 games among the clubs...struck out 72 times in his 167 at-bats while drawing 28 walks...opened the year with San Diego and batted .197 (24x122) with 5 doubles, one triple, 7 home runs, and 19 RBI in 61 games for the Padres before his release on July 28...signed minor league deal with Cleveland on Aug. 6...spent one game with Buffalo (0x4, 3 K) before being placed on waivers and traded to Philadelphia on Aug. 9...on Aug. 14 at Washington, in his first at-bat with the Phillies, hit a two-run game-winning HR that provided a 3-2 victory...designated for assignment on Aug. 28 and was traded to St. Louis on Aug. 31 for a player to be named later...finished the season by batting .188 in 21 games for the Cardinals.

2008: Split the season between Nashville (AAA) and Milwaukee...began the season at Nashville, where he led the team in batting average (.359), home runs (12), RBI (36), hits (55), doubles (15) and slugging percentage (.693)...had contract purchased by the Brewers on May 24...appeared in 50 games with the Brewers, including 35 starts (33 at 3B, 2 at 1B)...became the first player in franchise history to reach 10 home runs in 20 games or fewer into his season (did it in 20 games)...batted .276 (24x87) with 15 runs, 5 doubles, 11 home runs and 18 RBI in first 29 games...on the 15-day disabled list Aug. 12-Sept. 23 with a right oblique strain.

POSTSEASON EXPERIENCE: Appeared in 2 games for Cleveland in the AL Division Series vs. Seattle in 2001...went 1-for-3 with a run scored...made four starts for San Diego in the 2006 Division Series vs. St. Louis...hit .231 (3x13) with 3 RBI.

BRANYAN (continued)

BRANYAN'S PLAYING RECORD

YEAR	CLUB	AVG	G	AB	R	H	TB	2B	3B	HR	RBI	SH	SF	HB	BB	SO	SB	CS	SLG	OBP
1994	Burlington	.211	55	171	21	36	61	10	0	5	13	0	1	4	25	64	4	2	.357	.323
1995	Columbus	.256	76	277	46	71	148	8	6	19	55	0	3	3	27	120	1	1	.534	.326
1996	Columbus	.268	130	482	102	129	277	20	4	40	106	0	3	5	62	166	7	4	.575	.355
1997	Kinston	.290	83	297	59	86	197	26	2	27	75	0	5	5	52	94	3	1	.663	.398
	Akron	.234	41	137	26	32	72	4	0	12	30	0	1	2	28	56	0	0	.526	.369
1998	Akron	.294	43	163	35	48	113	11	3	16	46	0	1	0	35	58	1	1	.693	.417
	CLEVELAND	.000	1	4	0	0	0	0	0	0	0	0	0	0	0	2	0	0	.000	.000
1999	Buffalo	.208	109	395	51	82	185	11	1	30	67	0	2	4	52	187	8	3	.468	.305
	CLEVELAND	.211	11	38	4	8	13	2	0	1	6	0	0	1	3	19	0	0	.342	.286
2000	Buffalo	.245	64	229	46	56	132	9	2	21	60	0	2	2	28	93	1	1	.576	.330
	CLEVELAND	.238	67	193	32	46	105	7	2	16	38	0	1	4	22	76	0	0	.544	.327
2001	CLEVELAND	.232	113	315	48	73	153	16	2	20	54	0	5	3	38	132	1	1	.486	.316
2002	CLEVELAND	.205	50	161	16	33	61	4	0	8	17	0	2	0	17	65	1	2	.379	.278
	CINCINNATI	.244	84	217	34	53	112	9	1	16	39	0	2	2	34	86	3	1	.516	.349
2003	Louisville #	.327	14	49	5	16	24	5	0	1	3	0	0	1	9	15	0	0	.490	.441
	CINCINNATI	.216	74	176	22	38	77	12	0	9	26	0	1	1	27	69	0	0	.438	.322
2004	Richmond	.179	11	28	5	5	8	0	0	1	4	0	0	1	13	11	1	0	.286	.452
	Buffalo	.288	82	313	58	90	185	16	2	25	75	0	6	5	42	102	5	2	.591	.374
	MILWAUKEE	.234	51	158	21	37	83	11	1	11	27	0	2	2	20	68	1	0	.525	.324
2005	MILWAUKEE	.257	85	202	23	52	99	11	0	12	31	1	0	0	39	80	1	0	.490	.378
	Nashville #	.294	6	17	4	5	12	4	0	1	3	0	0	0	3	8	0	0	.706	.400
2006	TAMPA BAY	.201	64	169	23	34	80	10	0	12	27	1	2	2	19	62	2	0	.473	.286
	SAN DIEGO	.292	27	72	14	21	40	1	0	6	9	0	1	1	15	27	0	0	.556	.416
2007	SAN DIEGO	.197	61	122	16	24	52	5	1	7	19	0	1	2	21	48	1	0	.426	.322
	Buffalo	.000	1	4	0	0	0	0	0	0	0	0	0	0	0	3	0	0	.000	.000
	PHILADELPHIA	.222	7	9	2	2	8	0	0	2	5	0	0	0	0	6	0	0	.889	.222
	ST. LOUIS	.188	21	32	4	6	9	0	0	1	2	0	0	0	7	15	0	0	.281	.333
2008	Nashville	.359	45	153	24	55	106	15	0	12	36	0	0	1	25	49	4	1	.693	.453
	MILWAUKEE	.250	50	132	24	33	77	8	0	12	20	0	1	0	19	42	1	0	.583	.342
2009	SEATTLE	.251	116	431	64	108	224	21	1	31	76	1	6	9	58	149	2	0	.520	.347
2010	CLEVELAND	.263	52	171	24	45	84	9	0	10	24	1	1	1	16	49	0	0	.491	.328
	Columbus #	.286	4	14	1	4	6	2	0	0	1	0	0	0	1	2	0	0	.429	.333
	Akron #	.250	2	8	1	2	2	0	0	0	0	0	0	0	0	2	0	0	.250	.250
	Minor Lg Totals	.262	766	2737	484	717	1528	141	20	210	574	0	24	33	402	1030	35	16	.558	.360
	AL Totals	.234	474	1482	211	347	720	69	5	98	242	3	17	20	173	554	6	3	.486	.319
	NL Totals	.238	460	1120	160	266	557	57	3	76	178	1	8	8	182	441	7	1	.497	.346
	ML Totals	.236	934	2602	371	613	1277	126	8	174	420	4	25	28	355	995	13	4	.491	.331

DIVISION SERIES

YEAR	CLUB, OPP	AVG	G	AB	R	H	TB	2B	3B	HR	RBI	SH	SF	HB	BB	SO	SB	CS	SLG	OBP
2001	CLE vs. SEA	.333	2	3	1	1	1	0	0	0	0	0	0	0	0	1	0	0	.333	.333
2006	SD vs. STL	.231	4	13	1	3	6	1	1	0	3	0	0	0	1	5	0	0	.462	.286
	DS Totals	.250	6	16	2	4	7	1	1	0	3	0	0	0	1	6	0	0	.438	.294

BRANYAN (continued)

DETAILED BREAKDOWN

2009					CAREER					CAREER BY BALLPARK						
AVG	AB	H	HR	RBI	AVG	AB	H	HR	RBI	AVG	AB	H	HR	RBI		
.207	29	6	3	6	Baltimore	.196	112	22	10	23	Camden Yards	.163	49	8	5	11
.360	25	9	1	5	Boston	.192	104	20	3	14	Fenway Park	.127	55	7	0	7
.360	25	9	1	3	Chi. White Sox	.208	125	26	10	23	U.S. Cellular Field	.156	45	7	1	3
.200	40	8	3	8	Cleveland	.204	49	10	4	10	Progressive Field	.254	378	96	28	75
.154	26	4	2	4	Detroit	.206	141	29	5	22	Comerica Park	.195	82	16	4	14
.259	27	7	0	5	Kansas City	.210	119	25	3	15	Kauffman Stadium	.218	78	17	2	10
.381	42	16	3	7	L.A. Angels	.273	99	27	7	16	Angel Stadium of Anaheim	.300	50	15	4	12
.242	33	8	2	3	Minnesota	.255	110	28	6	13	Metrodome	.177	62	11	2	3
.208	24	5	1	5	N.Y. Yankees	.222	81	18	5	10	Yankee Stadium	.182	11	2	1	4
.286	42	12	5	9	Oakland	.242	66	16	6	11	Oakland Coliseum	.323	31	10	3	6
---	---	---	---	---	Seattle	.250	36	9	2	6	Safeco Field	.243	218	53	17	35
.143	14	2	2	5	Tampa Bay	.245	49	12	4	12	Tropicana Field	.226	93	21	8	20
.159	44	7	3	7	Texas	.196	107	21	8	16	Rangers Ballpark	.213	61	13	6	10
---	---	---	---	---	Toronto	.329	79	26	13	26	Rogers Centre	.270	37	10	3	6
.250	8	2	1	1	Arizona	.204	98	20	5	9	Chase Field	.203	59	12	3	5
---	---	---	---	---	Atlanta	.222	45	10	3	3	Turner Field	.179	28	5	1	1
---	---	---	---	---	Chi. Cubs	.237	135	32	8	23	Wrigley Field	.288	66	19	3	12
---	---	---	---	---	Cincinnati	.234	77	18	6	15	Great American Ball Park	.226	115	26	10	19
.222	9	2	1	1	Colorado	.269	67	18	5	10	Coors Field	.216	37	8	2	4
---	---	---	---	---	Florida	.389	36	14	5	11	Land Shark Stadium	.391	23	9	2	6
---	---	---	---	---	Houston	.178	90	16	5	9	Minute Maid Park	.163	49	8	1	2
.333	12	4	1	2	L.A. Dodgers	.222	36	8	2	5	Dodger Stadium	.250	28	7	2	3
---	---	---	---	---	Milwaukee	.304	69	21	4	12	Miller Park	.252	282	71	21	51
---	---	---	---	---	N.Y. Mets	.313	32	10	4	8	Citi Field	---	---	---	---	---
---	---	---	---	---	Philadelphia	.189	53	10	2	4	Citizens Bank Park	.200	20	4	2	2
---	---	---	---	---	Pittsburgh	.252	131	33	11	30	PNC Park	.280	50	14	3	12
---	---	---	---	---	St. Louis	.236	110	26	6	13	Busch Stadium	.269	26	7	1	1
.200	20	4	2	5	San Diego	.231	52	12	7	15	PETCO Park	.260	100	26	8	18
.273	11	3	0	0	San Francisco	.309	55	17	1	4	AT&T Park	.308	26	8	1	4
---	---	---	---	---	Washington	.206	68	14	4	8	Nationals Park	.250	8	2	0	0
.249	197	49	16	31	at Home	.241	1135	274	87	203	Busch Stadium I	.259	58	15	3	7
.252	234	59	15	45	Away	.227	1296	294	77	193	Cinergy Field	.182	88	16	4	11
.280	286	80	22	49	Pre-ASG	.242	1298	314	95	220	County Stadium	.500	4	2	1	1
.193	145	28	9	27	Post-ASG	.224	1133	254	69	176	Olympic Stadium	.167	12	2	2	3
.222	158	35	10	26	vs. LHP	.210	447	94	29	76	Qualcomm Stadium	.417	12	5	4	8
.267	273	73	21	50	vs. RHP	.239	1984	474	135	320	RFK Stadium	.208	24	5	1	2
.234	107	25	7	43	RISP	.219	604	132	38	232	Shea Stadium	.267	15	4	2	4
.250	4	1	1	8	Bases Loaded	.200	50	10	4	49	Veterans Stadium	.000	8	0	0	0
---	---	---	---	---	as PH	.165	133	22	4	14	Yankee Stadium I	.163	43	7	3	4
---	---	---	---	---	as DH	.216	139	30	13	30	---	---	---	---	---	---
---	---	---	---	---	in March	.250	4	1	0	0	---	---	---	---	---	---
.333	57	19	4	10	April	.245	310	76	21	60	---	---	---	---	---	---
.317	101	32	7	13	May	.258	400	103	28	59	---	---	---	---	---	---
.265	83	22	8	17	June	.232	414	96	35	72	---	---	---	---	---	---
.159	88	14	5	15	July	.225	458	103	26	71	---	---	---	---	---	---
.206	102	21	7	21	August	.206	369	76	26	66	---	---	---	---	---	---
---	---	---	---	---	September	.242	442	107	26	65	---	---	---	---	---	---
---	---	---	---	---	October	.176	34	6	2	3	---	---	---	---	---	---

BRANYAN'S CAREER TRANSACTIONS

- Selected by Cleveland in the 7th round of the 1994 June draft.
- Acquired by Cincinnati from Cleveland in exchange for 1B Ben Broussard, June 7, 2002.
- On disabled list March 18-May 29, 2003 recovering from right shoulder surgery...included rehab assignment with AAA Louisville (April 17-May 5).
- On disabled list Aug. 13-28, 2003 with high right ankle sprain...included rehab assignment with AAA Louisville (Aug. 25-27).
- Signed by Atlanta as a free agent, Jan. 21, 2004.
- Acquired by Cleveland for a player to be named later (RHP Scott Sturkie), April 26, 2004.
- Acquired by Milwaukee in exchange for cash considerations, July 26, 2004.
- On disabled list June 2-July 4, 2005 with fractured left middle finger...included rehab assignment with AAA Nashville (June 27-July 4).
- Signed by Tampa Bay as a free agent, Jan. 25, 2006.
- Acquired by San Diego in exchange for RHP Evan Meek and a player to be named later (RHP Dale Thayer), Aug. 24, 2006.
- Released by San Diego, July 28, 2007...signed by Cleveland, Aug. 6, 2007.
- Acquired by Philadelphia from San Diego in exchange for cash considerations Aug. 9, 2007.
- Acquired by St. Louis from Philadelphia for a player to be named later, Aug. 31, 2007.
- Signed by Milwaukee as a minor league free agent, Feb. 20, 2008.
- Signed by Seattle as a free agent, Dec. 3, 2008.
- On 15-day disabled list Aug. 29-Sept. 28, 2009 with a herniated disc in his back.
- Signed by Cleveland as a free agent, March 1, 2010.
- On 15-day disabled list March 26-April 20, 2010 with a herniated disc in his back...included rehab assignment with AA Arkon and AAA Columbus.
- Acquired by Seattle from Cleveland in exchange for Juan Diaz (inf) and Ezequiel Carrera (of), June 26, 2010.



BRIAN SWEENEY (37)

POSITION: Right-Handed Pitcher

AGE: 36 **BORN:** 6-13-74 in Yonkers, NY

BATS: Right **THROWS:** Right **HEIGHT:** 6-2 **WEIGHT:** 200

ML SERVICE: 1 years, 52 days.

CONTRACT STATUS: Signed through 2010.

ACQUIRED: Signed as minor league free agent, April 16, 2010.

2009:

- Spent third consecutive season in Japan with Nippon Ham Fighters.
- Was 5-8, 5.32 in 21 starts with Nippon, tossing 1 complete game.
- Also made four starts with Nippon's minor league club (0-2, 5.14).
- Was 2-0, 3.95 in 5 GS between May 14-June 11.
- Nippon won 8 of his 11 starts from May 14-Sept. 2, while he was 4-2, 4.38 over the stretch.

PERSONAL: Brian Edward Sweeney...resides in Clifton Park, NY, with his wife Connie and two children: Ava (7/8/99) and Mia (10/10/03)...graduated from Mercy College in 1996...spent 1996 summer pitching in the independent Heartland Baseball League.

CAREER: Began his career in Independent League before signing with Seattle organization...has appeared in the Major Leagues with Seattle and San Diego...spent three seasons (2007-09) pitching in Japan with Nippon...originally signed as a non-drafted free agent on Sept. 17, 1996 by Mariners scout Tom McNamara.

1997: Played with Lancaster (A) in 1997, appearing in 40 games.

1998: Was a perfect 6-0 for Lancaster (A)...won all 4 of his starts before suffering a right shoulder strain that shelved him from June 21-Sept. 22...was the recipient of John Ellis Award recognizing charitable involvement in the Lancaster community.

1999: Pitched at three different levels...spent majority of season with New Haven (AA)...made 5 appearances with Lancaster (A), April 9-23...made 5 appearances, 1 start, with Tacoma (AAA), May 26-June 11...final 16 appearances were as starter.

2000: Began season with New Haven (AA) and pitched 2 games before landing on the DL from April 16-May 21 with a right hamstring strain...made 5 consecutive starts, going 2-2, before he was called up to Tacoma (AAA) June 23...made 1 relief appearance before a right quad strain put him on the shelf from June 26-July 5...transferred back to New Haven Aug. 1...allowed just one earned run in his final 18.1 IP...was 2-1, 0.98 in 18.1 IP in 9 Aug. games.

2001: Had career-high 7 victories with San Antonio (AA)...was 4-2, 4.44 in 9 starts and 3-2 with 1 save and a 3.19 ERA in 28 relief appearances...had a strong July, going 2-0 with a 0.90 ERA (20.0 IP, 2 ER) in 9 games, 1 start...won his final 5 decisions of the season...went 3-0, 2.70 in 9 Aug. games, 3 starts, striking out 25 in 26.2 innings of work while walking just 2 batters...went 1-0, 0.00 in 2 post-season games, 1 start...made 19 combined appearances with Peoria of the Arizona Fall League and Azucareros in the Dominican Winter League.

2002: Named Tacoma's Most Valuable Pitcher by the Mariners organization...his 3.80 ERA was eighth-best in the Pacific Coast League...set career-high with 113 strikeouts...had 2 saves and a 1.04 ERA in 7 relief appearances and was 9-5 with a 3.98 ERA in 23 starts...tossed first career shutout June 20 (game one) at Colorado Springs; struck out season-high 10 batters...enjoyed 5-game winning streak with a 2.82 ERA (67.0 IP, 21 ER) over 11 starts from May 17-July 12...played winter ball with Lara in the Venezuela Winter League.

2003: Made ML debut with Seattle Aug. 16, tossing 3.1 innings in relief vs. BOS; allowed just 1 hit in 5-1 loss...was 0-0, 1.93 in 5 games, all in relief, with Mariners...started year at Tacoma; was 11-10, 4.28 in 29 games (21 GS)...struck out 115 while walking just 32.

2004: Traded to San Diego organization Jan. 6...appeared in 7 games, 2 starts, with Padres over three separate call-ups...collected first ML win June 29, defeating Randy Johnson

SWEENEY'S CAREER HIGHS

MOST STRIKEOUTS:

5 — 6/29/04 at AZ (with SD)

LOW HIT GAME: None

LONGEST WINNING STREAK:

3 — 6/29/04-current (with SD)

LONGEST LOSING STREAK: None.

MOST INNINGS PITCHED:

STARTER: 5.1 — 6/29/04 at AZ (with SD)

RELIEVER: 3.1 — 8/16/03 vs. BOS

B. SWEENEY (continued)

and the Diamondbacks...named to post-season ALL PCL Team as top right-handed starter after 11-4 campaign with Portland.

2005: Spent all season in AAA, split between Durham and Portland...signed with Tampa Bay organization as minor league free agent...3-4 in 10 starts with Durham prior to release... signed with San Diego and was 4-5 in 20 games, 16 GS, with Portland.

2006: Was 2-0, 3.20 in 37 relief appearances with the Padres...also pitched in 7 games, 5 GS, with Portland (2-1, 4.70).

2007: Signed with Nippon in Japan...pitched in 21 games, 17 starts, with Ham Fighters and was 6-8 with a 3.70 ERA.

2008: Had best season of pro career, posting a 12-5 mark with Nippon...pitched in 28 games, 25 starts, and tossed a career-high 163.0 innings.

POSTSEASON EXPERIENCE: None.

SWEENEY'S PLAYING RECORD

YEAR	CLUB	W-L	ERA	G	GS	CG	SHO	SV	IP	H	R	ER	HR	HB	BB	SO	WP	BK
1996	Lafayette	6-0	2.20	9	5	3	0	0	49.0	32	13	12	4	1	13	52	1	0
1997	Lancaster	6-3	3.80	40	0	0	0	1	85.1	83	39	36	11	2	21	73	8	0
1998	Lancaster	6-0	3.63	17	4	0	0	0	52.0	41	26	21	6	1	21	48	2	1
1999	Lancaster	0-0	6.75	5	0	0	0	0	9.1	14	7	7	4	0	3	14	1	0
	New Haven	4-6	4.69	23	18	0	0	1	111.1	125	65	58	18	4	31	83	4	0
	Tacoma	0-2	6.75	5	1	0	0	0	16.0	26	17	12	5	0	2	10	1	0
2000	New Haven	4-3	3.40	19	7	0	0	1	47.2	49	20	18	3	2	19	27	5	0
	Tacoma	0-1	6.00	2	1	0	0	0	6.0	9	4	4	2	0	1	1	1	0
2001	San Antonio	7-4	3.80	37	9	0	0	1	104.1	117	47	44	8	5	23	96	7	0
2002	Tacoma	9-5	3.80	30	23	1	1	2	142.0	157	67	60	16	3	28	113	5	0
2003	Tacoma	11-10	4.28	29	21	0	0	0	141.0	165	80	67	17	2	32	115	4	0
	SEATTLE	0-0	1.93	5	0	0	0	0	9.1	7	2	2	0	1	1	7	0	0
2004	Portland	11-4	3.83	24	23	0	0	0	138.2	130	65	59	16	1	42	110	6	0
	SAN DIEGO	1-0	5.65	7	2	0	0	0	14.1	20	9	9	1	0	2	10	1	0
2005	Durham	3-4	4.06	10	10	0	0	0	51.0	70	30	23	5	2	20	39	3	0
	Portland	4-5	3.98	20	16	0	0	0	110.2	121	51	49	15	4	16	72	3	1
2006	SAN DIEGO	2-0	3.20	37	0	0	0	2	56.1	53	22	20	6	1	16	23	2	0
	Portland	2-1	4.70	7	5	0	0	0	30.2	33	17	16	3	0	7	22	1	0
2007	NIPPON-HAM	6-8	3.70	21	17	0	0	0	109.1	109	47	45	11	2	36	56	6	0
2008	NIPPON-HAM	12-5	3.48	28	25	1	1	0	163.0	139	65	63	22	3	72	90	4	0
2009	NIPPON-HAM	5-8	5.32	21	21	1	0	0	118.1	144	73	70	10	2	52	58	4	1
	Nippon-Ham	0-2	5.14	4	4	0	0	0	21.0	28	13	12	1	2	5	13	1	0
2010	Tacoma	2-1	2.51	15	0	0	0	0	28.2	20	11	8	1	3	8	32	2	0
Minor Lg Totals		75-49	3.96	292	143	4	1	6	1123.2	1192	559	494	134	30	287	907	54	2
Japan Totals		23-21	4.10	70	63	2	1	0	390.2	392	185	178	43	7	160	204	14	1
AL Totals		0-0	1.93	5	0	0	0	0	9.1	7	2	2	0	1	1	7	0	0
NL Totals		3-0	3.69	44	2	0	0	2	70.2	73	31	29	7	1	18	33	3	0
ML Totals		3-0	3.49	49	2	0	0	2	80.0	80	33	31	7	2	19	40	3	0

SWEENEY'S CAREER TRANSACTIONS


- Signed by Seattle as a non-drafted free agent, Sept. 17, 1996...signed by Mariners scout Tom McNamara.
- Traded by Seattle to San Diego with Jeff Cirillo (inf) and cash considerations in exchange for Kevin Jarvis (rhp), Dave Hansen (inf), Wiki Gonzalez (c) and Vince Faison (of), Jan. 6, 2004.
- Signed with Tampa Bay as a minor league free agent, Jan. 19, 2005.
- Signed with San Diego as a minor league free agent, May 26, 2005.
- Signed with San Diego as a minor league free agent, May 26, 2005.
- Signed with Nippon Ham Fighters (Japan), Jan., 2007.
- Signed with Seattle as a minor league free agent, April 16, 2010.

B. SWEENEY (continued)

DETAILED BREAKDOWN

2009						CAREER						CAREER BY BALLPARK							
W-L-S	ERA	G	IP	H	ER	W-L-S	ERA	G	IP	H	ER	W-L-S	ERA	G	IP	H	ER		
—	—	—	—	—	—	—	—	—	—	—	—	—	—	—	—	—	—		
—	—	—	—	—	—	Baltimore	—	—	—	—	—	Camden Yards	—	—	—	—	—		
—	—	—	—	—	—	Boston	0-0-0	0.00	1	3.1	1	0	Fenway Park	—	—	—	—		
—	—	—	—	—	—	Chi. White Sox	—	—	—	—	—	—	U.S. Cellular Field	—	—	—	—		
—	—	—	—	—	—	Cleveland	—	—	—	—	—	—	Progressive Field	—	—	—	—		
—	—	—	—	—	—	Detroit	—	—	—	—	—	—	Comerica Park	—	—	—	—		
—	—	—	—	—	—	Kansas City	—	—	—	—	—	—	Kauffman Stadium	—	—	—	—		
—	—	—	—	—	—	L.A. Angels	0-0-0	0.00	1	1.0	0	0	Angel Stadium of Anaheim	0-0-0	0.00	1	1.0	0	
—	—	—	—	—	—	Minnesota	—	—	—	—	—	—	Metrodome	—	—	—	—		
—	—	—	—	—	—	N.Y. Yankees	—	—	—	—	—	—	Yankee Stadium II	—	—	—	—		
—	—	—	—	—	—	Oakland	0-0-0	0.00	3	3.0	1	0	Oakland Coliseum	0-0-0	0.00	1	1.0	1	0
—	—	—	—	—	—	Seattle	0-0-0	8.10	3	3.1	6	3	Safeco Field	0-0-0	1.42	3	6.1	5	1
—	—	—	—	—	—	Tampa Bay	0-0-0	9.00	2	3.0	6	3	Tropicana Field	0-0-0	9.00	1	2.0	4	2
—	—	—	—	—	—	Texas	0-0-0	0.00	2	4.0	1	0	Rangers Ballpark	0-0-0	0.00	2	4.0	1	0
—	—	—	—	—	—	Toronto	—	—	—	—	—	—	Rogers Centre	—	—	—	—	—	
—	—	—	—	—	—	Arizona	1-0-0	4.40	7	14.1	18	7	Chase Field	1-0-0	5.25	4	12.0	15	7
—	—	—	—	—	—	Atlanta	0-0-0	3.60	3	5.0	3	2	Turner Field	—	—	—	—	—	
—	—	—	—	—	—	Chi. Cubs	1-0-1	2.25	2	4.0	3	1	Wrigley Field	1-0-0	3.00	1	3.0	3	1
—	—	—	—	—	—	Cincinnati	0-0-0	0.00	1	1.0	2	0	Great American Ball Park	0-0-0	0.00	1	1.0	2	0
—	—	—	—	—	—	Colorado	0-0-0	5.79	6	9.1	10	6	Coors Field	0-0-0	5.06	3	5.1	5	3
—	—	—	—	—	—	Florida	0-0-0	1.80	2	5.0	7	2	Dolphin Stadium	0-0-0	4.50	1	2.0	3	1
—	—	—	—	—	—	Houston	—	—	—	—	—	—	Minute Maid Park	—	—	—	—	—	
—	—	—	—	—	—	L.A. Dodgers	0-0-1	2.25	5	8.0	7	2	Dodger Stadium	0-0-1	3.00	3	6.0	6	2
—	—	—	—	—	—	Milwaukee	0-0-0	0.00	4	5.1	3	0	Miller Park	0-0-0	0.00	2	2.2	2	0
—	—	—	—	—	—	N.Y. Mets	1-0-0	0.00	1	3.0	1	0	Citi Field	—	—	—	—	—	
—	—	—	—	—	—	Philadelphia	0-0-0	0.00	1	1.0	0	0	Citizens Bank Park	—	—	—	—	—	
—	—	—	—	—	—	Pittsburgh	—	—	—	—	—	—	PNC Park	—	—	—	—	—	
—	—	—	—	—	—	St. Louis	0-0-0	27.00	1	0.1	3	1	Busch Stadium II	—	—	—	—	—	
—	—	—	—	—	—	San Diego	—	—	—	—	—	—	PETCO Park	1-0-1	3.13	25	31.2	29	11
—	—	—	—	—	—	San Francisco	0-0-0	7.50	4	6.0	8	5	AT&T Park	0-0-0	13.50	1	2.0	4	3
—	—	—	—	—	—	Washington	—	—	—	—	—	—	Nationals Park	—	—	—	—	—	
—	—	—	—	—	—	at Home	1-0-1	2.83	26	35.0	30	11	—	—	—	—	—	—	
—	—	—	—	—	—	Away	2-0-1	4.00	23	45.0	50	20	—	—	—	—	—	—	
—	—	—	—	—	—	Pre-ASG	3-0-1	3.04	30	47.1	45	16	—	—	—	—	—	—	
—	—	—	—	—	—	Post-ASG	0-0-1	4.13	19	32.2	35	15	—	—	—	—	—	—	
—	—	—	—	—	—	Starter	1-0-0	6.23	2	8.2	11	6	—	—	—	—	—	—	
—	—	—	—	—	—	Relief	2-0-2	3.15	47	62.1	65	25	—	—	—	—	—	—	
—	—	—	—	—	—	April	1-0-0	3.14	9	14.1	11	5	—	—	—	—	—	—	
—	—	—	—	—	—	May	1-0-1	2.51	10	14.1	15	4	—	—	—	—	—	—	
—	—	—	—	—	—	June	1-0-0	2.60	10	17.1	17	5	—	—	—	—	—	—	
—	—	—	—	—	—	July	0-0-0	7.36	5	7.1	8	6	—	—	—	—	—	—	
—	—	—	—	—	—	August	0-0-0	2.70	3	6.2	5	2	—	—	—	—	—	—	
—	—	—	—	—	—	September	0-0-1	2.16	11	16.2	17	4	—	—	—	—	—	—	
—	—	—	—	—	—	October	0-0-0	13.50	1	3.1	7	5	—	—	—	—	—	—	

CAREER FIELDING								
YEAR	PCT	G	GS	PO	A	E	TC	DP
2003	1.000	5	0	3	0	0	3	0
2004	1.000	7	2	1	0	0	1	0
2006	1.000	37	0	3	13	0	16	2
Totals	1.000	49	2	7	13	0	20	2



JAMEY WRIGHT (50)

POSITION: Right-Handed Pitcher

AGE: 35 **BORN:** 12-24-74 in Oklahoma City, OK

BATS: Right **THROWS:** Right **HEIGHT:** 6-6 **WEIGHT:** 230

ML SERVICE: 11 years, 110 days.

CONTRACT STATUS: Signed through 2010.

ACQUIRED: Signed as free agent, July 15, 2010.

2009:

- Made team-high 65 appearances for the Royals...went 3-5 with 4.33 ERA.
- Earned spot in Kansas City bullpen out of Spring Training.
- Had 13 unearned runs cross the plate, setting a Royals record for a reliever...highest by a ML reliever since Tony Castillo of the White Sox allowed 14 unearned runs in 1997
- Allowed 22 of 47 inherited runners to score (46.8 %), 5th-highest among MLB relievers who inherited at least 30 runners.
- Led all Major League relievers with 163.1 innings combined between the 2008-09 seasons...140 appearances were 5th-most among AL relievers.
- Limited opponents to a .247 (73x295) batting average, including .200 (26x130) by LHH.

PERSONAL: Jamey Alan Wright...resides in Dallas, TX...He and his wife, Marnie, have one daughter, Presley, and two sons, Jett and Cash...graduated from Westmoore (Oklahoma City, OK) High School...earned second-team High School All-America honors, while being named Southwest Region Gatorade Player of the Year.

CAREER: Is 83-117 with a 5.03 ERA in 438 appearances (246 starts) over his 15-season Major League career...made his Major League debut with Colorado in 1996...one of just 15 pitchers to appear in at least one game each season since 1996 (also: T. Wakefield, B. Wagner, J. Suppan, M. Rivera, A. Pettitte, C. Ho Park, J. Moyer, T. Hoffman, L. Hernandez, L. Hawkins, M. Batista)...spent 203 spring training with the Mariners...appeared in Major League games for 7 different teams (Colorado, Milwaukee, Kansas City, Texas, San Francisco, St. Louis, Cleveland)...originally selected by Colorado in the first round (28th overall) of the 1993 June draft.

1993: Made 8 starts as a 18-year-old for the Rockies affiliate in the Arizona Rookie League...went 1-3, 4.00 (16 ER, 36.0 IP) with 26 strikeouts and 9 walks.

1994: Tied for South Atlantic League lead with 143.1 IP with Asheville (A).

1995: Spent majority of season at Salem, where he tied for tops in Carolina League with 171.0 innings pitched...went 10-8 with 2.47 ERA in 26 starts...finished campaign in postseason rotation for New Haven

1996: Opened season at New Haven (AA) before joining Colorado Springs (AAA)...recalled by Rockies July 2...made big league debut July 3 at San Francisco at 21 years, 6 months old, becoming youngest pitcher in Colorado franchise history...picked up first ML win July 17 vs. San Francisco...allowed just one run over 7.0 frames, while recording first big league hit (2B off SF's Osvaldo Fernandez)...proved to be costly hit, however, as slid into 2nd base caused damage to right knee that required off-season surgery.

1997: Spent majority of campaign with Colorado, going 8-12 with 6.25 ERA in 26 starts...opened season in Colorado before being placed on disabled list May 15 with right shoulder inflammation...tossed first career complete game July 24 vs. Chicago (NL).

1998: In first full season as part of Colorado's starting rotation, set career highs in starts (34) and innings pitched (206.1)...ranked 5th in NL in innings...had memorable day Aug. 5 at Pittsburgh, belting first career HR (off Francisco Cordova) to support his own complete-game, 6-2 victory.

WRIGHT'S CAREER HIGHS

MOST STRIKEOUTS:

12 — 8/31/01 vs. HOU (with MIL)

LOW HIT GAME:

2 — 4/29/01 vs. MON (with MIL)

LONGEST WINNING STREAK:

4 — 3 times;

last 9/14/05-4/14/06 (with COL/SF)

LONGEST LOSING STREAK:

5 — 4 times; last 5/28-7/5/06 (with SF)

MOST INNINGS PITCHED:

STARTER: 9.0 — 5 times;

last 9/13/03 at DET (with KC)

RELIEVER: 6.0 — 2 times;

last 9/11/07 (G#2) at DET (with TEX)

WRIGHT (continued)

- 1999:** Split season between Colorado and Colorado Springs (AAA), starting 16 games at both levels...returned to Colorado on Aug. 2 and held opponents to 2 or fewer runs in 7 of his 9 starts after rejoining Rockies...posted 4-game winning streak Aug. 22-Sept. 20.
- 2000:** Began Milwaukee career on disabled list with small tear in right rotator cuff...acquired by Brewers as part of 3-team, off-season trade...after being reinstated from DL, logged 7-9 mark with 4.10 ERA in 26 games/25 starts...posted 3.45 mark (23 ER, 60.0 IP) in 10 G/9 starts prior to All-Star Break.
- 2001:** Was Milwaukee's Opening Day starter in 2001...tied Chan Ho Park for the NL lead with 20 hit batters and plunked at least one batter in 10 straight starts from July 19-Sept. 5, the longest stretch in the Majors since 1970...on DL May 21-June 10 with a right intercostal strain...posted career-high 12 strikeouts Aug. 31 vs. Houston.
- 2002:** Spent most of season with Milwaukee before being traded to St. Louis on Aug. 30...combined to go 7-13 with 5.29 ERA in 23 games/22 starts...hurled 3-hit shutout in 2-0 victory July 1 at Pittsburgh...went 2-0 with 4.80 ERA (8 ER, 15.0 IP) in 4 games/3 starts for NL Central champion Cardinals.
- 2003:** Went to camp as non-roster invitee with Seattle, but was released at end of spring training...went on to pitch in 4 different uniforms for 3 separate organizations...signed by Milwaukee March 26, making 7 appearances (4 starts) for Indianapolis (AAA)...following April 28 release, signed with Texas on May 7...spent month at Oklahoma (AAA), but was released on June 15...joined Kansas City organization on June 20 and was assigned to Omaha (AAA)...had contract purchased Sept. 4 and made 4 starts for Royals, 2 of them complete-game efforts...recorded 3rd career shutout Sept. 13 at Detroit.
- 2004:** Non-roster invitee with the Cubs and was released at the end of spring training before latching on with Kansas City...opened season with Omaha (AAA)...asked for release on July 21 and signed with the Rockies the next day.
- 2005:** Spent majority of season in Colorado's rotation, but made 6 of last 7 appearances out of bullpen...went 8-16 with 5.46 ERA (104 ER, 171.1 IP)...recorded 6 pickoffs, 2nd-most in NL and 3rd-best in Majors...recorded 13 quality starts, while taking decision in 23 of 27 starts...went 7-16 with 5.59 ERA (100 ER, 161.0 IP) in his starts, while working at least 6.0 innings 22 times...earned first career relief win Sept. 14 at Los Angeles.
- 2006:** Went 6-10, 5.19 (90 ER, 156.0 IP) in 34 games, 21 starts with San Francisco...T9th in NL by inducing 24 GIDPs, while his average of 1.38 per 9.0 innings would have been 2nd-highest in league with enough innings to qualify (5.0 short)...at the plate, led all NL pitchers with .261 batting avg. (12x46).
- 2007:** Missed two months of the 2007 season with right shoulder inflammation, but posted his career-best ERA (4-5, 3.62)...ended the season in the Rangers bullpen and posted a 2.05 ERA over 11 outings, covering 30.2 innings...on the DL from April 11-June 15 with right shoulder inflammation...opened the season at Rangers 5th starter.
- 2008:** Spent the entire 2008 season in the Rangers bullpen, his first season as a professional that he did not make a start...pitched in a career high 75 games, most by a right-hander in Texas/Washington franchise history...led the Majors with a 3.47 groundball/flyball ratio among pitchers with at least 75.0 innings...allowed 5 home runs in 84.1 innings for 0.53 homers per 9.0 innings, the 6th-best ratio in the AL (min. 75.0 IP)...ranked 2nd among AL relievers in wins, 3rd in innings pitched and T3rd in appearances.

POSTSEASON EXPERIENCE: None.

WRIGHT (continued)

WRIGHT'S PLAYING RECORD

YEAR	CLUB	W-L	ERA	G	GS	CG	SHO	SV	IP	H	R	ER	HR	HB	BB	SO	WP	BK
1993	AZL Rockies	1-3	4.00	8	8	0	0	0	36.0	35	19	16	1	5	9	26	7	0
1994	Asheville	7-14	5.97	28	27	2	0	0	143.1	188	107	95	6	16	59	103	9	5
1995	Salem	10-8	2.47	26	26	2	1	0	171.0	160	74	47	7	13	72	95	16	2
	New Haven	0-1	9.00	1	1	0	0	0	3.0	6	6	3	0	1	3	0	0	0
1996	New Haven	5-1	0.81	7	7	1	1	0	44.2	27	7	4	0	2	12	54	1	1
	Colo Springs	4-2	2.72	9	9	0	0	0	59.2	53	20	18	3	2	22	40	1	0
	COLORADO	4-4	4.93	16	15	0	0	0	91.1	105	60	50	8	7	41	45	1	2
1997	COLORADO	8-12	6.25	26	26	1	0	0	149.2	198	113	104	19	11	71	59	6	2
	Salem #	0-1	9.00	1	1	0	0	0	1.0	1	1	0	0	1	1	0	0	0
	Colo Springs	1-0	1.64	2	2	0	0	0	11.0	9	3	2	1	0	5	11	0	0
1998	COLORADO	9-14	5.67	34	34	1	0	0	206.1	235	143	130	24	11	95	86	6	3
1999	COLORADO	4-3	4.87	16	16	0	0	0	94.1	110	52	51	10	4	54	49	3	0
	Colo Springs	5-7	6.46	17	16	2	0	0	100.1	133	87	72	13	10	38	75	9	0
2000	Huntsville #	2-0	0.00	2	2	0	0	0	12.1	7	0	0	0	1	5	10	1	0
	Indianapolis #	0-0	1.80	1	1	0	0	0	5.0	8	5	1	0	0	3	7	0	0
	MILWAUKEE	7-9	4.10	26	25	0	0	0	164.2	157	81	75	12	18	88	96	9	2
2001	MILWAUKEE	11-12	4.90	33	33	1	1	0	194.2	201	115	106	26	20	98	129	6	1
2002	MILWAUKEE	5-13	5.35	19	19	1	1	0	114.1	115	72	68	15	11	63	69	8	0
	Indianapolis	1-1	4.11	3	3	0	0	0	15.1	16	7	7	3	0	5	13	0	0
	ST. LOUIS	2-0	4.80	4	3	0	0	0	15.0	15	8	8	2	0	12	8	1	0
2003	Indianapolis	1-3	7.36	7	4	0	0	0	22.0	32	21	18	5	3	10	17	1	0
	Oklahoma City	2-1	4.12	7	7	2	1	0	39.1	38	18	18	1	3	21	40	2	0
	Omaha	3-5	3.64	13	12	1	0	0	76.2	70	35	31	10	3	38	65	2	0
	KANSAS CITY	1-2	4.26	4	4	2	1	0	25.1	23	14	12	1	1	11	19	0	0
2004	Omaha	8-6	4.21	18	18	1	1	0	104.2	111	58	49	13	9	35	70	5	0
	COLORADO	2-3	4.12	14	14	0	0	0	78.2	82	39	36	8	6	45	41	3	0
2005	COLORADO	8-16	5.46	34	27	0	0	0	171.1	201	119	104	22	15	81	101	2	2
2006	SAN FRANCISCO	6-10	5.19	34	31	0	0	0	156.0	167	95	90	16	10	64	79	6	0
2007	Frisco	0-0	4.50	1	1	0	0	0	4.0	6	2	2	0	0	0	2	0	0
	TEXAS	4-5	3.62	20	9	0	0	0	77.0	72	35	31	6	5	41	39	4	0
	Oklahoma #	2-1	4.41	3	3	0	0	0	16.1	21	11	8	2	0	3	11	0	0
2008	TEXAS	8-7	5.12	75	0	0	0	0	84.1	93	57	48	5	8	35	60	5	0
2009	KANSAS CITY	3-5	4.33	65	0	0	0	0	79.0	73	51	38	8	7	44	60	7	0
2010	CLEVELAND	1-2	5.48	18	0	0	0	0	21.1	25	18	13	1	2	9	9	1	0
	Sacramento	1-0	9.00	10	0	0	0	0	14.0	23	14	14	2	0	9	16	1	0
Minor Lg Totals		53-54	4.15	164	148	11	4	1	879.2	944	495	406	67	68	350	656	55	8
AL Totals		17-21	4.45	182	13	2	1	0	287.0	286	175	142	21	23	140	187	17	0
NL Totals		66-96	5.15	256	233	4	2	0	1436.1	1586	897	822	162	113	712	762	51	12
ML Totals		83-117	5.03	438	246	6	3	0	1723.1	1872	1072	964	183	136	852	949	68	12

BATTING	AVG	G	AB	R	H	TB	2B	3B	HR	RBI	SH	SF	HB	BB	SO	SB	CS	SLG	OBP
CAREER	.147	438	436	26	64	84	15	1	1	17	51	0	0	12	175	0	0	.193	.170

Last Hit - 8/29/06 at ATL

Last Home Run - 8/5/98 at PIT (off Francisco Cordova)

WRIGHT'S CAREER TRANSACTIONS

- Selected by Colorado in the first round (28th overall) in the June 1993 draft.
- Acquired by Milwaukee from Colorado along with Henry Blanco (c) as part of 3-way trade with Oakland in which the Brewers received Jimmy Haynes from Oakland, Colorado received Scott Karl (lhp), Jeff Cirillo (inf) and cash from Milwaukee, and Oakland received Justin Miller (rhp) and cash from Colorado, Dec. 13, 1999.
- On disabled list March 28-May 23, 2000 with right rotator cuff tear...included rehab assignments at AA Huntsville and AAA Indianapolis.
- On disabled list May 21-June 10, 2001 with a right intercostal muscle strain.
- On disabled list April 5-May 24, 2002 with a right rotator cuff tear...included rehab assignment at AAA Indianapolis.
- Acquired by St. Louis in exchange for Chris Morris (of) and Mike Matthews (lhp), Aug. 29, 2002.
- Signed by Seattle as a free agent, Jan. 28, 2003...released March 18.
- Signed by Milwaukee as a free agent, March 26, 2003...released April 28.
- Signed by Texas as a free agent, May 7, 2003...released June 15.
- Signed by Kansas City as a free agent, June 20, 2003.
- Signed by Chicago (NL) as a free agent, Dec. 29, 2003...released March 27, 2004.
- Signed by Kansas City as a minor league free agent, March 27, 2004...released July 21.
- Signed by Colorado as a free agent, July 22, 2004.
- Signed by San Francisco as a free agent, Jan. 19, 2006.
- Signed by Texas as a free agent, Jan. 27, 2007.
- On disabled list April 11-June 16, 2007 with right shoulder inflammation...rehab assignment at AAA Oklahoma.
- Re-signed with Texas as a minor league free agent, Jan. 15, 2008.
- Signed Kansas City as a free agent, Feb. 10, 2009.
- Signed by Cleveland as a minor league free agent, Feb. 20, 2010...released June 14.
- Signed by Oakland as a minor league free agent, June 15, 2010...released July 14.
- Signed by Seattle as a free agent, July 15, 2010.