



OAKLAND ATHLETICS

Minor League Report

Oakland Athletics Baseball Company • 7000 Coliseum Way • Oakland, CA 94621
510-638-4900 • Public Relations Facsimile 510-562-1633 • www.oaklandathletics.com

Friday, September 17, 2010



SACRAMENTO RIVER CATS
Triple-A – Pacific Coast League
Manager: Tony DeFrancesco

Yesterday: -- Final Standing: 79-65, 1st, -- GB
Today: Season has ended

River Cats Notables

- Were eliminated by Tacoma (3-2) in the Pacific Coast League Pacific Conference Championship Series September 12.
- **IF Eric Sogard** led Sacramento in hitting (.316), runs (7) and on-base percentage (.458) during the playoffs...**OF Matt Watson** was tied for first in RBI (4) and was second in OPS (.984) and hitting (.294).
- **OF Chris Carter** finished fourth in the PCL in home runs (31) and fifth in RBI (95), runs scored (92) and walks (73).
- **RHP Clayton Mortensen** was tied for second in wins (13) and was eighth in ERA (4.25).




KANE COUNTY COUGARS
Single-A – Midwest League
Manager: Aaron Nieckula

Yesterday: -- Final Standing: 71-67, 6th, 12.0 GB
Today: Season has ended

Cougars Notables

- Were eliminated by Clinton (2-1) in the Midwest League West Division Championship Series September 13...previously defeated Quad Cities (2-1) in the first round of the ML playoffs.
- **OF Michael Choice** went 4 for 12 (.333) with two home runs, four RBI and three runs scored in three postseason games following his promotion to Kane County.
- **OF Rashun Dixon** ended the regular season on a 12-game hitting streak and batted .354 (17 for 48) during that stretch.
- **IF Conner Crumbliss** finished first in the ML in walks (126) and runs scored (95) and was second in on-base percentage (.421).



MIDLAND ROCKHOUNDS
Double-A – Texas League
Manager: Darren Bush

Yesterday: Win at Northwest Arkansas, 5-2 Standing: 70-70, 2nd, 2.5 GB
Today: vs. Northwest Arkansas 5:00 pm PT
Probables: LHP Ryan Edell (0-0, --) vs. LHP John Lamb (0-0, --)

RockHounds Notables

- Are tied with Northwest Arkansas (1-1) entering Game 3 of the best-of-five Texas League Championship Series...previously defeated Frisco (3-1) in the TL Division Series.
- **C Petey Paramore** hit a go-ahead two-run single in the ninth inning yesterday and finished 2 for 4...**IF Josh Horton** went 2 for 4 and is now batting .455 (10 for 22) during the playoffs.
- **LHP Anthony Capra** pitched six hitless innings yesterday (1 r, 0 er, 6 bb, 5 so)...finished tied for first in the TL in games started (28) and third in opponents batting average (.249) and strikeouts (118).
- **LHP Ryan Edell** was third in WHIP (1.25) and ranked sixth in ERA (3.17).




VANCOUVER CANADIANS
Single-A (Short Season) – Northwest League
Manager: Rick Magnante

Yesterday: -- Final Standing: 42-34, 2nd, 7.0 GB
Today: Season has ended

Canadians Notables

- Were defeated by Everett (2-0) in the Northwest League semifinals September 7.
- **IF Ryan Pineda** led Vancouver in hitting (.500), doubles (2), home runs (1), on-base percentage (.600) and slugging (1.125) during the postseason.
- **IF A.J. Kirby-Jones** finished the regular season on a seven-game hitting streak (.391, 9 for 23)...finished first in the NL in walks (61), second in on-base percentage (.417) and was tied for second in home runs (14).




STOCKTON PORTS
Single-A – California League
Manager: Steve Scarsone

Yesterday: -- Final Standing: 74-66, 2nd, 2.0 GB
Today: Season has ended

Ports Notables

- Were defeated by Modesto (2-0) in the California League Mini-Series September 9.
- **IF Tyler Ladendorf** led Stockton in on-base percentage (.429) and slugging (.857) during the postseason.
- **IF Stephen Parker** ended the regular season on an 11-game hitting streak and batted .348 (16 for 46) during that stretch...finished second in the CL in walks (84) and fifth in doubles (38) and RBI (98).
- **IF Grant Green** finished second in hits (174), third in doubles (39) and total bases (285), tied for third in extra-base hits (65) and runs scored (107) and was seventh in hitting (.318).



ARIZONA A'S
Rookie – Arizona League
Manager: Marcus Jensen

Yesterday: -- Final Standing: 30-26, 2nd, 5.0 GB
Today: Season has ended

A's Notables

- **IF Chih-Fang Pan** finished the season on a 16-game hitting streak and batted .448 (30 for 67) with 11 multiple-hit games during that span...finished sixth in the Arizona League with a .336 batting average.
- **OF Royce Consigli** finished third in the AL in hitting (.340) and was tied for fourth in on-base percentage (.406).
- **RHP Argenis Paez** was tied for second in wins (6), third in innings pitched (65.2) and seventh in ERA (3.15).

MINOR LEAGUE TRANSACTIONS

Sept. 11 Transferred Michael Choice from VAN to KC
Sept. 11 Placed Max Stassi (KC) on the DL with a right shoulder strain
Sept. 14 Recalled Chris Carter, Josh Donaldson and Vin Mazzaro from SAC
Sept. 14 Selected Eric Sogard from SAC
Sept. 14 Designated Jeff Lyman (MID) for release or assignment

Choose a highlighted category to sort. NOTE: Rate stats do not use qualifiers.

GI ---GAMES BY POSITION---

	AVG	G	AB	R	H	2B	3B	HR	RBI	TB	BB	IBB	SO	SB	CS	OBP	SLG	OPS	SF	SAC	HBP	DP	1B	2B	3B	SS	OF	C	E
Batters																													
Baisley, Jeff	.274	49	179	26	49	14	0	6	32	81	17	2	39	1	0	.358	.453	.810	1	0	7	8	13	0	35	0	0	0	2
* Brown, Corey	.193	41	135	21	26	4	3	5	20	51	11	1	36	3	1	.253	.378	.631	0	2	0	1	0	0	0	0	40	0	3
* Buck, Travis	.298	32	121	22	36	7	2	3	17	56	11	0	28	3	2	.364	.463	.827	4	1	4	4	0	0	0	0	23	0	0
* Cardenas, Adrian	.267	58	210	30	56	8	1	1	21	69	17	2	28	2	2	.320	.329	.649	1	3	0	7	0	36	19	0	0	0	12
Carter, Chris	.258	125	465	92	120	29	2	31	94	246	73	1	138	1	1	.365	.529	.894	5	0	8	8	96	0	0	0	28	0	12
Donaldson, Josh	.238	86	294	52	70	14	1	18	67	140	45	2	79	3	1	.336	.476	.812	7	0	2	15	3	0	8	0	1	64	9
Everidge, Tommy	.233	7	30	3	7	1	0	1	7	11	2	0	7	0	0	.273	.367	.639	1	0	0	1	7	0	0	0	0	0	1
T Everidge, Tommy	.249	102	390	48	97	22	0	13	57	158	40	1	95	0	0	.320	.405	.725	4	0	3	9	32	0	1	0	0	0	4
Heether, Adam	.228	49	145	27	33	8	0	1	13	44	31	0	33	5	2	.374	.303	.677	2	0	4	2	0	0	18	0	30	0	1
T Heether, Adam	.237	99	329	57	78	15	1	10	41	125	54	1	68	7	3	.357	.380	.737	5	0	10	6	0	0	68	0	30	0	7
* Hermida, Jeremy	.308	3	13	3	4	2	0	0	3	6	1	0	3	0	0	.357	.462	.819	0	0	0	0	0	0	0	0	2	0	0
* McPherson, Dallas	.267	84	318	49	85	17	2	22	75	172	31	3	101	1	0	.339	.541	.880	1	0	4	4	25	0	19	0	0	0	5
Price, Jared	.167	20	54	3	9	2	0	2	7	17	3	0	19	0	0	.217	.315	.531	2	2	1	0	0	0	0	0	0	16	1
Recker, Anthony	.288	80	250	36	72	18	2	10	42	124	22	1	62	0	1	.341	.496	.837	4	0	0	5	1	0	0	0	0	67	8
* Soqard, Eric	.300	137	514	82	154	28	6	5	65	209	75	2	68	14	9	.391	.407	.798	3	1	4	7	0	95	14	25	0	0	14
Taylor, Michael	.272	127	464	79	126	26	6	6	78	182	51	1	92	16	5	.348	.392	.740	3	0	5	22	0	0	0	0	120	0	9
* Watson, Matt	.288	37	153	25	44	12	0	9	26	83	11	0	24	0	0	.339	.542	.882	0	0	1	4	0	0	0	0	24	0	2
# Wimberly, Corey	.284	135	531	97	151	14	7	3	57	188	58	2	64	56	18	.373	.354	.727	2	14	18	12	0	11	17	31	87	0	17
Other	.283	294	1034	179	293	61	7	36	158	476	129	5	228	28	8	.369	.460	.830	4	7	14	19							
Team Total	.272	144	4916	827	1337	266	39	159	783	2158	588	22	1053	133	50	.356	.439	.795	40	30	72	119							136

	W	L	ERA	G	GS	CG	SHO	SV	SVO	IP	H	R	ER	HR	HB	BB	IBB	SO	BK	WP	GO/AO	DP	WHIP	AVG	AB	TBF	SF	GF	H	
Pitchers																														
Banwart, Travis	4	2	4.81	15	11	0	0	0	1	73.0	78	40	39	9	1	29	4	71	0	3	0.77	3	1.47	.270	289	322	2	0		
Benacka, Michael	6	2	4.08	40	0	0	0	5	7	46.1	30	22	21	5	2	39	3	61	0	9	0.95	2	1.49	.189	159	207	3	19		
* Blackley, Travis	2	1	2.52	15	4	0	0	0	1	35.2	31	10	10	2	2	22	1	35	1	1	0.56	0	1.49	.230	135	160	1	2		
* Bowers, Cedrick	2	1	3.66	29	0	0	0	0	1	32.0	24	14	13	1	1	26	0	50	0	1	1.20	1	1.56	.203	118	146	0	7		
* Cramer, Bobby	2	2	1.94	7	7	0	0	0	0	41.2	41	10	9	0	0	11	0	35	0	3	1.97	4	1.25	.252	163	174	0	0		
* DiNardo, Lenny	2	5	3.40	10	9	1	0	0	0	47.2	57	27	18	5	3	15	1	28	0	1	1.62	10	1.51	.302	189	208	0	0		
Giese, Dan	0	0	1.74	8	0	0	0	0	0	10.1	9	2	2	2	0	2	0	4	0	0	0.63	0	1.06	.225	40	42	0	1		
* Halama, John	6	2	5.44	18	14	0	0	0	1	87.2	106	59	53	12	2	27	2	40	0	2	1.74	14	1.52	.308	344	381	4	2		
Hernandez, Fernando	5	6	4.77	45	4	0	0	4	5	77.1	82	52	41	8	6	26	1	65	0	4	1.03	3	1.40	.266	308	347	3	18		
Hunton, Jon	6	6	3.57	51	0	0	0	0	4	63.0	72	35	25	5	1	25	2	40	0	4	1.04	4	1.54	.283	254	285	3	12		
Jennings, Jason	0	0	6.23	3	3	0	0	0	0	13.0	16	9	9	1	2	4	1	9	0	2	0.76	1	1.54	.296	54	61	0	0		
* Kilby, Brad	0	0	5.54	12	0	0	0	0	0	13.0	18	8	8	0	1	6	0	18	0	0	0.43	0	1.85	.327	55	63	0	3		
Lansford, Jared	1	2	7.94	16	0	0	0	0	0	17.0	22	16	15	1	3	8	0	15	0	1	1.12	2	1.76	.310	71	83	1	3		
Mazzaro, Vin	3	1	3.13	7	6	0	0	0	0	37.1	35	16	13	2	3	17	0	38	0	2	0.97	1	1.39	.245	143	164	0	0		
McBeth, Marcus	0	1	6.46	14	0	0	0	0	2	15.1	18	14	11	2	0	16	1	14	0	2	0.68	2	2.22	.290	62	80	2	5		
Middleton, Kyle	6	8	3.77	23	14	0	0	1	1	102.2	97	56	43	10	3	48	1	69	0	4	0.92	13	1.41	.255	380	436	1	4		
Price, Jared	0	0	0.00	1	0	0	0	0	0	1.0	0	0	0	0	0	1	0	1	0	0	1.00	0	1.00	.000	3	4	0	1		
Ramirez, Edwar	3	4	3.62	36	0	0	0	0	1	49.2	48	24	20	5	1	23	3	35	0	5	0.64	1	1.43	.257	187	218	3	8		
Ross, Tyson	2	1	3.55	6	6	0	0	0	0	25.1	22	10	10	1	4	13	0	30	0	1	4.25	5	1.38	.253	87	106	0	0		
Tomko, Brett	2	1	7.16	6	6	0	0	0	0	27.2	42	22	22	2	1	9	1	14	1	0	0.66	0	1.84	.356	118	129	1	0		
Other	14	14	4.81	143	34	0	0	26	33	295.2	298	188	158	25	16	145	10	281	3	18	0.86	13	1.50	.261	1140	1324	16	58		
Team Total	79	65	4.31	144	144	1	5	36	57	1277.2	1307	725	612	118	54	565	34	1065	5	77	1.09	99	1.47	.266	4922	5628	45	143		

KEY: * - lefthanded hitter/pitcher, # - switch hitter

Midland RockHounds (1-1) 5, Northwest Arkansas Naturals (1-1) 2
September 16, 2010

	1	2	3	4	5	6	7	8	9	R	H	E
Midland	0	0	0	2	0	0	0	0	3	5	11	2
NW Arkansas	0	0	1	0	0	0	1	0	0	2	2	1

Midland	AVG	AB	R	H	2B	3B	HR	RBI	BB	SO	PO	A
Holt, DH	.267	5	0	2	0	0	0	1	0	1	0	0
Green, SS	.143	5	0	0	0	0	0	0	0	2	0	2
Peterson, S, 1B	.308	4	1	1	1	0	0	0	0	0	11	0
Majewski, V, LF	.227	4	0	0	0	0	0	0	0	0	1	0
Valdez, A, 3B	.370	4	0	1	1	0	0	1	0	0	1	1
Gilbert, CF	.467	3	2	2	0	0	0	0	1	0	3	0
Horton, 2B	.455	4	1	2	0	1	0	1	0	0	1	3
Sulentic, RF	.174	4	1	1	0	0	0	0	0	0	2	0
Paramore, C	.300	4	0	2	0	0	0	2	0	1	8	0
Capra, P	.000	0	0	0	0	0	0	0	0	0	0	1
Storey, M, P	.000	0	0	0	0	0	0	0	0	0	0	1
Wagner, N, P	.000	0	0	0	0	0	0	0	0	0	0	1
Totals	.295	37	5	11	2	1	0	5	1	4	27	9

BATTING

2B: Peterson, S (1, Teaford), Valdez, A (2, Hardy, R).

3B: Horton (1, Teaford).

TB: Holt 2; Peterson, S 2; Valdez, A 2; Gilbert 2; Horton 4; Sulentic; Paramore 2.

RBI: Valdez, A (8), Horton (5), Paramore 2 (3), Holt (2).

2-out RBI: Horton; Paramore 2; Holt.

Runners left in scoring position, 2 out: Sulentic; Green.

GIDP: Green, Paramore.

Team RISP: 4-for-11.

Team LOB: 6.

FIELDING

E: Capra (1, pickoff), Peterson, S (1, throw).

DP: (Valdez, A-Peterson, S).

NW Arkansas	AVG	AB	R	H	2B	3B	HR	RBI	BB	SO	PO	A
Robinson, D, CF	.233	3	1	0	0	0	0	0	1	2	0	1
Givotella, 2B	.375	3	0	0	0	0	0	0	1	1	3	8
Hosmer, 1B	.276	4	0	0	0	0	0	0	0	0	11	3
Robinson, C, DH	.333	3	0	0	0	0	0	0	1	0	0	0
Orlando, LF	.200	4	0	0	0	0	0	0	0	2	2	0
Van Stratten, RF	.188	2	1	1	0	0	0	0	2	0	1	0
Pina, C	.091	3	0	0	0	0	0	0	0	1	7	0
Seratelli, 3B	.389	2	0	0	0	0	0	0	1	2	0	1
McConnell, SS	.208	2	0	1	0	0	0	1	0	0	2	3
Teaford, P	.000	0	0	0	0	0	0	0	0	0	1	0
Hardy, R, P	.000	0	0	0	0	0	0	0	0	0	0	0
Swaggerty, P	.000	0	0	0	0	0	0	0	0	0	0	0
Totals	.258	26	2	2	0	0	0	1	6	8	27	16

BATTING

TB: Van Stratten; McConnell.

RBI: McConnell (2).

2-out RBI: McConnell.

Runners left in scoring position, 2 out: Robinson, C; Givotella; Robinson, D.

S: McConnell (off Capra), Pina (off Storey, M).

Team RISP: 1-for-6.

Team LOB: 5.

FIELDING

E: Givotella (1, throw).

Outfield assists: Robinson, D (Gilbert at home).

DP: 2 (McConnell-Givotella-Hosmer, Givotella-McConnell-Hosmer).

Midland	ERA	IP	H	R	ER	BB	SO	HR	BF
Capra	0.00	6.0	0	1	0	6	5	0	23
Storey, M (BS, 2)(W, 1-0)	3.18	2.0	2	1	1	0	2	0	8
Wagner, N (S, 3)	0.00	1.0	0	0	0	0	1	0	3
Totals	4.25	9.0	2	2	1	6	8	0	34

NW Arkansas	ERA	IP	H	R	ER	BB	SO	HR	BF
Teaford	1.35	6.1	7	2	2	0	3	0	25
Hardy, R (L, 0-2)	14.73	2.1	4	3	0	1	1	0	12
Swaggerty	0.00	0.1	0	0	0	0	0	0	1
Totals	4.02	9.0	11	5	2	1	4	0	38

Team ER: off Midland 1, off NW Arkansas 2.

BB: off Capra 6 (Giovotella, Van Stratten, Robinson, D, Van Stratten, Seratelli, Robinson, C), off Hardy, R 1 (Gilbert).

IBB: off Hardy, R 1 (Gilbert).

SO: by Capra 5 (Robinson, D, Seratelli, Giovotella, Orlando, Pina), Storey, M 2 (Seratelli, Robinson, D), Wagner, N 1 (Orlando), by Teaford 3 (Holt, Green, Paramore), Hardy, R 1 (Green).

WP: Teaford.

Inherited runners-scored: Hardy, R 1-0, Swaggerty 2-0.

Pitches-strikes: Capra 92-49, Storey, M 32-20, Wagner, N 10-7, Teaford 97-64, Hardy, R 40-21, Swaggerty 4-3.

Umpires: HP: Jeff Gosney. 1B: Brad Myers. 2B: Dan Oliver. 3B: Brett Robson.

Official Scorer: Chris Ledeker.

Weather: 80 degrees, partly cloudy.

Wind: 7 mph, L to R.

T: 2:37.

Att: 3,465.

Choose a highlighted category to sort. NOTE: Rate stats do not use qualifiers.

		GI ---GAMES BY POSITION---																											
BATTERS	AVG	G	AB	R	H	2B	3B	HR	RBI	TB	BB	IBB	SO	SB	CS	OBP	SLG	OPS	SF	SAC	HBP	DP	1B	2B	3B	SS	OF	C	E
Gilbert, Archie	.247	116	445	65	110	31	1	11	54	176	51	0	69	28	11	.333	.396	.728	4	1	8	11	0	0	0	0	104	0	3
* Holt, J.C.	.229	51	210	27	48	3	1	2	19	59	11	0	45	10	1	.268	.281	.549	2	3	1	9	0	34	1	0	5	0	8
* Horton, Josh	.286	108	420	60	120	18	3	3	51	153	41	1	50	4	3	.353	.364	.717	4	0	5	11	0	0	0	106	0	0	14
* Majewski, Val	.262	81	302	36	79	18	0	9	56	124	37	1	69	5	2	.341	.411	.752	3	0	1	11	7	0	0	0	59	0	0
* Mitchell, Jermaine	.223	37	121	16	27	3	3	0	11	36	19	0	41	2	6	.331	.298	.629	1	1	1	1	0	0	0	0	27	0	3
Ortiz, Gabriel	.226	34	115	11	26	6	0	1	12	35	5	0	31	1	1	.262	.304	.567	1	0	1	6	1	0	0	0	0	34	4
Paramore, Petey	.263	65	205	20	54	8	0	3	19	71	33	1	54	0	0	.371	.346	.717	0	0	2	6	0	0	0	0	0	65	3
* Peterson, Shane	.265	128	460	61	122	24	4	5	59	169	57	1	108	11	2	.354	.367	.722	8	0	11	9	64	0	0	0	51	0	3
* Sulentic, Matthew	.275	123	440	55	121	18	3	1	45	148	49	1	109	11	5	.348	.336	.685	3	3	2	11	0	0	0	0	95	0	4
# Valdez, Alex	.262	134	526	82	138	29	8	13	74	222	39	4	123	10	1	.318	.422	.740	3	1	5	10	0	21	95	6	0	0	20
# Weeks, Jemile	.267	67	273	43	73	14	7	3	33	110	28	0	37	11	6	.335	.403	.738	6	2	3	5	0	64	0	0	0	0	9
Other	.274	336	1202	170	329	67	12	23	160	489	155	8	286	33	11	.359	.407	.766	18	1	15	30							
Team Total	.264	140	4719	646	1247	239	42	74	593	1792	525	17	1022	126	49	.341	.380	.721	53	12	55	120							118

		PITCHERS																										
	W	L	ERA	G	GS	CG	SHO	SV	SVO	IP	H	R	ER	HR	HB	BB	IBB	SO	BK	WP	GO/AO	DP	WHIP	AVG	AB	TBF	SF	GF
* Capra, Anthony	6	13	4.27	28	28	0	0	0	0	130.2	120	72	62	9	6	89	0	118	0	15	1.01	10	1.60	.249	481	592	5	0
Daley, Gary	0	0	19.29	2	0	0	0	0	0	2.1	5	5	5	0	0	5	1	1	0	1	2.00	1	4.29	.500	10	16	1	1
T Daley, Gary	3	11	7.02	22	18	0	0	0	0	91.0	122	86	71	10	18	58	3	63	0	7	2.36	12	1.98	.327	373	457	5	1
De Los Santos, Fautino	1	5	6.54	25	0	0	0	0	1	31.2	31	26	23	1	2	16	1	51	0	5	1.39	0	1.48	.250	124	144	0	10
* Edell, Ryan	10	4	3.17	21	20	0	0	0	0	125.0	136	47	44	6	3	20	0	92	0	4	1.34	14	1.25	.277	491	517	0	0
* Figueroa, Pedro	1	6	5.30	13	13	0	0	0	0	71.1	84	45	42	6	2	29	1	57	5	4	1.39	3	1.58	.295	285	319	2	0
Friend, Justin	3	3	3.70	36	1	0	0	0	2	56.0	63	29	23	1	1	38	1	50	1	7	1.27	4	1.80	.292	216	260	2	6
Godfrey, Graham	0	1	3.86	5	4	0	0	0	0	18.2	22	9	8	0	1	9	1	16	0	1	1.47	2	1.66	.301	73	84	0	0
* Gordon, Derrick	2	2	5.43	40	1	0	0	1	2	71.1	69	48	43	7	3	35	3	63	0	8	0.89	3	1.46	.256	270	316	4	7
* Hernandez, Carlos	9	3	4.37	26	25	0	0	0	0	129.2	145	66	63	6	3	48	0	96	0	3	1.43	11	1.49	.286	507	568	6	1
Holt, J.C.	1	0	15.43	2	0	0	0	0	0	2.1	4	4	4	0	0	2	0	0	0	0	1.33	0	2.57	.333	12	14	0	0
Leon, Arnold	0	0	6.23	3	0	0	0	0	0	4.1	6	3	3	1	0	3	0	1	0	2	1.20	0	2.08	.333	18	22	0	0
Lyman, Jeff	0	4	8.58	10	8	0	0	0	0	28.1	40	28	27	5	0	15	1	25	0	9	1.11	2	1.94	.331	121	138	0	0
* Majewski, Val	0	0	0.00	1	0	0	0	1	1	1.0	1	0	0	0	0	0	0	1	0	0	0.00	0	1.00	.250	4	4	0	1
Ortiz, Gabriel	0	0	0.00	2	0	0	0	0	0	1.2	0	0	0	0	0	3	0	0	0	0	0.25	0	1.80	.000	5	8	0	2
Sattler, Daniel	1	2	4.17	33	0	0	0	1	2	45.1	45	22	21	4	5	24	2	38	0	3	1.51	2	1.52	.260	173	206	0	11
* Sewell, Lance	0	0	3.94	13	0	0	0	0	1	16.0	18	10	7	0	0	3	0	10	0	2	0.31	0	1.31	.281	64	70	3	9
Souza, Justin	2	2	3.38	28	0	0	0	6	6	40.0	35	17	15	1	0	20	2	38	0	3	0.57	3	1.38	.230	152	174	1	11
Storey, Mickey	5	4	3.30	43	1	0	0	8	11	71.0	58	31	26	5	3	22	2	63	1	5	0.95	3	1.13	.222	261	294	6	23
Wagner, Neil	6	2	3.70	33	0	0	0	1	6	48.2	55	25	20	1	0	27	4	45	0	3	1.62	6	1.68	.282	195	223	0	8
Wright, Matt	7	3	3.20	15	15	0	0	0	0	78.2	88	35	28	8	2	12	0	44	1	3	1.06	4	1.27	.278	317	334	2	0
Other	16	16	3.40	116	24	0	0	20	25	262.0	244	123	99	15	10	114	5	188	0	25	1.44	30	1.37	.248	984	1125	10	50
Team Total	70	70	4.10	140	140	0	4	38	57	1236.0	1269	645	563	76	41	534	24	997	8	103	1.20	98	1.46	.266	4763	5428	42	140

KEY: * - lefthanded hitter/pitcher, # - switch hitter

Choose a highlighted category to sort. NOTE: Rate stats do not use qualifiers.

		GI ---GAMES BY POSITION---																													
BATTERS		AVG	G	AB	R	H	2B	3B	HR	RBI	TB	BB	IBB	SO	SB	CS	OBP	SLG	OPS	SF	SAC	HBP	DP	1B	2B	3B	SS	OF	C	E	
	Barfield, Jeremy	.272	135	508	72	138	21	1	17	92	212	52	1	93	1	1	.340	.417	.757	11	1	6	22	0	0	0	0	133	0	11	
	Carter, Yusuf	.278	48	180	32	50	14	0	13	42	103	12	0	51	1	0	.325	.572	.897	1	0	1	4	2	0	0	0	1	37	2	
	Green, Grant	.318	131	548	107	174	39	6	20	87	285	38	2	117	9	5	.363	.520	.883	10	3	7	14	0	1	0	114	0	0	37	
*	Johnson, Todd	.205	82	307	39	63	13	3	6	38	100	25	1	66	6	5	.267	.326	.593	3	0	2	9	0	0	0	0	62	0	1	
	Ladendorf, Tyler	.274	126	478	60	131	30	4	5	41	184	35	0	110	20	4	.326	.385	.711	3	5	3	12	0	97	1	21	8	0	20	
*	Napoleon, Dusty	.143	11	28	3	4	0	0	0	1	4	12	0	9	0	0	.415	.143	.557	0	0	1	3	5	0	0	0	0	5	1	
	Ortiz, Ryan	.277	58	188	35	52	12	1	8	35	90	36	0	47	1	0	.394	.479	.873	1	1	1	3	2	0	0	0	0	54	8	
*	Parker, Stephen	.296	139	524	102	155	38	5	21	98	266	84	2	105	3	1	.392	.508	.900	12	0	7	13	3	1	129	0	0	0	33	
	Pinckney, Brandon	.320	24	75	8	24	6	1	1	9	35	11	0	12	0	0	.398	.467	.864	2	3	0	0	0	12	5	3	0	0	2	
	Spina, Michael	.253	135	514	74	130	27	1	23	88	228	64	1	142	1	0	.348	.444	.792	3	0	13	11	119	2	5	0	0	0	17	
#	Thomas, David	.233	65	223	40	52	14	4	2	30	80	22	0	41	6	5	.328	.359	.687	1	5	10	3	0	0	0	0	58	0	3	
	Walton, Kent	.257	41	140	18	36	7	0	3	17	52	14	0	35	4	1	.323	.371	.694	1	1	0	3	0	0	0	0	23	0	0	
	Other	.258	309	1072	165	277	56	12	24	123	429	157	2	280	34	26	.358	.400	.759	7	4	14	16								
	Team Total	.269	140	4788	755	1286	277	38	143	701	2068	563	9	1109	86	48	.350	.432	.782	55	23	65	113								185
PITCHERS		W	L	ERA	G	GS	CG	SHO	SV	SVO	IP	H	R	ER	HR	HB	BB	IBB	SO	BK	WP	GO/AO	DP	WHIP	AVG	AB	TBF	SF	GF	H	
*	Barham, Trey	3	2	2.77	59	0	0	0	1	6	68.1	67	30	21	5	3	19	2	56	0	2	2.02	5	1.26	.257	261	288	3	11		
	Carignan, Andrew	3	3	6.27	30	0	0	0	0	2	33.0	28	31	23	2	5	34	0	44	0	7	2.12	4	1.88	.228	123	163	0	10		
	Deal, Scott	3	4	3.15	39	1	0	0	1	2	68.2	61	29	24	6	9	23	2	44	2	7	1.34	10	1.22	.237	257	292	1	9		
	Hart, Mike	2	0	2.77	9	0	0	0	1	1	13.0	12	7	4	0	2	7	0	12	0	1	0.37	1	1.46	.240	50	59	0	1		
	Haviland, Shawn	9	6	3.65	27	27	0	0	0	0	150.1	156	77	61	15	17	40	0	166	1	12	0.75	10	1.30	.266	586	649	4	0		
	Hodsdon, Scott	2	3	6.18	45	0	0	0	4	5	71.1	88	68	49	3	5	33	2	54	1	5	2.00	12	1.70	.300	293	338	3	14		
*	Hornbeck, Ben	7	3	4.44	18	18	0	0	0	0	93.1	113	62	46	18	7	41	0	112	1	16	1.40	9	1.65	.300	377	433	4	0		
	Hunter, Brett	2	1	6.51	25	0	0	0	0	1	27.2	32	21	20	4	0	25	1	44	1	5	0.85	3	2.06	.294	109	137	2	6		
*	Huttenlocker, Anthony	1	0	5.79	6	0	0	0	1	3	9.1	12	8	6	1	1	1	0	8	1	0	1.00	0	1.39	.300	40	42	0	2		
*	Krol, Ian	1	0	3.66	4	4	0	0	0	0	19.2	18	9	8	3	1	9	0	20	0	0	1.40	2	1.37	.247	73	84	0	0		
*	Marks, Justin	3	1	4.58	5	4	0	0	0	0	19.2	17	13	10	4	1	8	0	17	0	3	1.50	0	1.27	.239	71	84	1	0		
	Murray, Justin	10	4	3.67	26	18	1	0	1	2	117.2	133	59	48	11	1	54	1	83	0	9	1.06	10	1.59	.284	469	531	3	1		
	Pina, Jose	2	4	6.66	31	1	0	0	1	3	48.2	57	39	36	11	6	19	0	45	0	7	1.09	4	1.56	.298	191	222	4	7		
	Pinckney, Brandon	0	0	7.71	3	0	0	0	0	0	2.1	3	2	2	1	0	0	0	0	0	0	1.33	2	1.29	.375	8	8	0	3		
	Smyth, Paul	3	6	3.01	58	0	0	0	28	38	77.2	68	35	26	4	4	21	4	94	0	6	1.43	2	1.15	.231	295	326	1	45		
	Thomas, Daniel	0	0	8.71	9	0	0	0	1	2	10.1	7	11	10	0	2	13	1	13	0	3	0.78	0	1.94	.189	37	52	0	4		
*	Williamson, Fabian	5	2	4.57	13	13	0	0	0	0	63.0	67	35	32	6	4	45	0	49	0	5	1.19	9	1.78	.288	233	289	3	0		
	Other	18	27	5.46	118	54	0	0	3	4	346.1	394	227	210	46	20	124	2	302	0	25	0.89	20	1.50	.285	1384	1555	17	26		
	Team Total	74	66	4.60	140	140	1	2	42	69	1240.1	1333	763	634	140	88	516	15	1163	7	113	1.12	103	1.49	.274	4857	5552	46	139		

KEY: * - lefthanded hitter/pitcher, # - switch hitter

Choose a highlighted category to sort. NOTE: Rate stats do not use qualifiers.

		GI ---GAMES BY POSITION---																											
BATTERS	AVG	G	AB	R	H	2B	3B	HR	RBI	TB	BB	IBB	SO	SB	CS	OBP	SLG	OPS	SF	SAC	HBP	DP	1B	2B	3B	SS	OF	C	E
* Aliotti, Anthony	.278	133	478	75	133	29	2	5	77	181	92	1	132	14	4	.397	.379	.776	7	3	7	9	126	0	0	0	0	0	11
* Christian, Jason	.277	58	213	31	59	13	2	4	32	88	17	3	56	11	2	.329	.413	.742	3	1	1	2	0	3	26	17	0	0	8
* Crisotomo, Jose	.260	49	173	23	45	4	2	0	25	53	10	0	17	6	4	.301	.306	.607	0	9	0	2	0	0	0	0	45	0	2
* Crumbliss, Conner	.271	134	491	95	133	30	2	5	56	182	126	0	92	24	8	.421	.371	.792	6	5	6	6	0	120	0	0	13	0	11
Dixon, Rashun	.275	119	444	69	122	18	3	8	54	170	58	0	135	9	7	.371	.383	.754	2	0	11	6	0	0	0	0	109	0	4
Gil, Leonardo	.252	117	437	63	110	26	6	13	72	187	26	0	107	4	2	.296	.428	.724	10	2	6	14	2	0	100	6	0	0	17
# Gilmartin, Michael	.245	119	421	41	103	30	4	5	53	156	46	0	118	15	5	.326	.371	.697	4	7	7	8	0	0	0	117	0	0	26
House, Tyreace	.245	121	424	83	104	10	3	1	32	123	96	0	88	37	13	.396	.290	.686	4	7	12	9	0	0	0	0	110	0	8
* LeVier, Mitch	.313	25	96	17	30	6	1	3	21	47	9	0	23	1	0	.371	.490	.861	0	0	0	0	0	0	0	0	13	0	3
Nunez, Juan	.171	44	152	12	26	4	0	1	16	33	6	0	51	0	1	.206	.217	.423	1	2	1	1	0	0	0	0	0	43	10
Richard, Myrio	.281	98	359	48	101	27	2	2	34	138	38	0	58	11	7	.359	.384	.743	1	2	6	7	0	0	0	0	82	0	6
Stassi, Max	.229	110	411	54	94	21	1	13	51	156	45	1	141	3	3	.310	.380	.690	3	1	5	12	0	0	0	0	0	95	14
Other	.225	156	551	58	124	30	2	6	70	176	43	0	166	9	5	.288	.319	.608	5	4	8	15							
Team Total	.255	138	4650	669	1184	248	30	66	593	1690	612	5	1184	144	61	.347	.363	.710	46	43	70	91							167
PITCHERS	W	L	ERA	G	GS	CG	SHO	SV	SVO	IP	H	R	ER	HR	HB	BB	IBB	SO	BK	WP	GO/AO	DP	WHIP	AVG	AB	TBF	SF	GF	HLD
Doolittle, Ryan	0	0	4.07	18	0	0	0	2	4	24.1	34	11	11	3	2	1	1	19	0	1	2.18	4	1.44	.330	103	107	0	10	3
Gil, Leonardo	0	1	13.50	1	0	0	0	0	0	0.2	0	1	1	0	0	4	0	1	0	0	0.00	0	6.00	.000	2	6	0	1	0
Gilliam, Robert	7	6	3.89	24	18	0	0	0	0	111.0	105	53	48	7	7	35	0	101	2	10	0.72	6	1.26	.253	415	469	9	0	1
Guzman, Jose	4	2	3.40	45	0	0	0	18	20	50.1	46	23	19	3	2	15	0	49	1	6	1.04	2	1.21	.241	191	212	2	39	1
Hoehn, Connor	7	4	3.80	44	0	0	0	1	3	87.2	69	40	37	6	7	39	1	101	0	9	1.08	3	1.23	.216	319	374	2	8	8
Joseph, Jonathan	2	5	3.33	14	9	0	0	0	0	54.0	49	27	20	2	4	26	1	55	2	10	0.87	6	1.39	.241	203	236	3	1	2
Lansford, Josh	1	2	4.11	40	0	0	0	1	3	50.1	53	29	23	5	3	16	0	58	2	5	0.69	2	1.37	.268	198	219	2	18	2
Larsen, Aaron	0	1	7.94	2	2	0	0	0	0	5.2	10	10	5	3	0	3	0	5	0	0	1.00	0	2.29	.357	28	31	0	0	0
Macias, Jose	0	1	6.43	2	2	0	0	0	0	7.0	10	5	5	0	0	3	0	4	0	0	1.67	1	1.86	.345	29	33	0	0	0
Mederos, Chris	7	5	3.01	15	13	0	0	0	0	71.2	60	32	24	4	2	22	0	57	0	5	2.10	6	1.14	.224	268	296	3	0	0
Nunez, Juan	0	0	0.00	1	0	0	0	0	0	0.1	0	0	0	0	0	1	0	0	0	0	0.00	0	3.00	.000	1	2	0	1	0
* Peterson, Max	4	5	3.76	34	0	0	0	2	5	52.2	40	23	22	4	2	30	1	70	0	9	1.50	3	1.33	.214	187	227	4	15	2
Schultz, Bo	6	1	2.87	41	0	0	0	0	1	75.1	57	31	24	2	10	34	3	65	2	3	3.61	8	1.21	.208	274	321	1	15	4
Smalley, Kenny	0	2	5.88	13	3	0	0	0	0	26.0	27	17	17	3	0	15	0	23	0	0	0.68	3	1.62	.273	99	115	1	5	0
Smith, Murphy	8	2	3.64	17	16	0	0	0	0	96.1	91	50	39	1	8	25	1	70	2	1	1.51	8	1.20	.251	362	404	5	0	0
Straily, Daniel	10	7	4.32	28	28	0	0	0	0	148.0	138	75	71	13	7	61	3	149	1	10	1.19	11	1.34	.254	544	623	6	0	0
Other	15	23	4.05	119	47	0	0	3	6	362.1	348	191	163	25	25	117	1	334	7	25	1.40	25	1.28	.253	1376	1546	15	25	9
Team Total	71	67	3.89	138	138	0	6	27	42	1223.2	1137	618	529	81	79	447	12	1161	19	94	1.29	88	1.29	.247	4599	5221	53	138	32

KEY: * - lefthanded hitter/pitcher, # - switch hitter

Choose a highlighted category to sort. NOTE: Rate stats do not use qualifiers.

		GI ---GAMES BY POSITION---																											
BATTERS	AVG	G	AB	R	H	2B	3B	HR	RBI	TB	BB	IBB	SO	SB	CS	OBP	SLG	OPS	SF	SAC	HBP	DP	1B	2B	3B	SS	OF	C	E
* Bercume, Jeff	.280	65	254	31	71	10	3	0	24	87	22	0	38	10	4	.345	.343	.688	3	7	5	3	0	0	0	0	53	0	1
Castillo, Gernaldo	.125	18	48	3	6	1	0	0	2	7	7	0	10	1	0	.236	.146	.382	0	2	0	2	0	10	4	3	0	0	10
Choice, Michael	.284	27	102	20	29	10	2	7	26	64	15	1	43	6	1	.388	.627	1.016	1	0	3	1	0	0	0	0	27	0	2
Fabiaschi, Michael	.234	31	94	13	22	6	1	0	4	30	17	0	25	2	2	.374	.319	.693	0	3	4	0	0	16	1	7	0	0	2
* Hurley, Zachary	.271	19	59	9	16	4	1	0	5	22	2	0	12	0	0	.295	.373	.668	0	1	0	3	0	0	0	0	13	0	1
Kirby-Jones, A.J.	.259	75	247	41	64	10	0	14	42	116	61	3	82	1	1	.417	.470	.887	3	0	8	6	67	0	0	0	0	0	12
Kirkland, Wade	.271	68	280	34	76	18	2	0	27	98	9	0	59	4	2	.296	.350	.646	3	3	2	7	0	0	0	68	0	0	24
Landaeta, Douglas	.293	71	280	28	82	15	1	2	32	105	18	2	36	5	9	.334	.375	.709	3	2	1	11	0	0	0	0	69	0	3
Levia, Nino	.220	43	141	19	31	3	1	1	7	39	13	0	35	3	2	.289	.277	.566	3	2	2	1	0	25	11	0	0	0	12
Lipkin, Ryan	.272	52	184	21	50	12	0	1	33	65	13	0	32	1	1	.328	.353	.682	1	3	3	7	0	0	0	0	0	39	4
Luis, Marcos	.205	15	39	1	8	0	0	0	2	8	0	0	6	0	0	.244	.205	.449	0	1	2	2	7	0	4	0	0	0	3
Nester, John	.182	22	77	7	14	3	0	0	7	17	8	1	26	0	1	.256	.221	.477	1	3	0	1	0	0	0	0	0	14	1
Petitti, Daniel	.123	26	73	3	9	1	1	0	6	12	6	0	26	0	0	.207	.164	.372	1	4	2	2	0	0	0	0	0	26	2
Pineda, Ryan	.221	26	95	16	21	9	0	0	8	30	17	0	20	1	0	.336	.316	.652	1	1	0	0	0	25	0	0	0	0	2
Thompson, Tony	.246	62	236	30	58	11	0	3	21	78	23	0	43	1	1	.321	.331	.651	0	0	3	7	0	0	59	0	0	0	21
Whitaker, John	.232	43	142	19	33	5	0	4	22	50	16	0	40	6	2	.309	.352	.661	3	3	1	3	0	0	0	0	36	0	1
Other	.242	58	186	22	45	6	0	2	17	57	26	1	59	2	4	.352	.306	.658	1	5	6	4							
Team Total	.250	76	2537	317	635	124	12	34	285	885	273	8	592	43	30	.330	.349	.679	24	40	42	60							116

PITCHERS	W	L	ERA	G	GS	CG	SHO	SV	SVO	IP	H	R	ER	HR	HB	BB	IBB	SO	BK	WP	GO/AO	DP	WHIP	AVG	AB	TBF	SF	GF	HLD
Bowman, Josh	0	2	3.74	14	0	0	0	0	0	21.2	29	16	9	2	2	5	1	23	0	2	1.41	1	1.57	.302	96	106	1	4	1
* Brown, Jacob	2	3	1.82	19	0	0	0	0	3	29.2	24	9	6	0	0	5	0	31	0	2	1.29	1	0.98	.218	110	117	1	4	5
Chitwood, Logan	1	1	4.66	9	0	0	1	2	9.2	12	5	5	1	1	4	0	6	0	1	0.35	1	1.66	.308	39	45	1	5	1	
Christensen, Kyle	0	2	4.32	13	9	0	0	0	0	41.2	39	21	20	3	1	19	0	23	0	2	1.11	3	1.39	.250	156	178	1	0	2
Fabiaschi, Michael	0	0	0.00	1	0	0	0	0	0	0.1	0	0	0	0	0	0	0	0	0	0	0.00	0	0.00	.000	1	1	0	1	0
Frankoff, Seth	3	2	3.30	7	7	0	0	0	0	30.0	31	13	11	0	1	13	0	31	1	0	1.71	2	1.47	.263	118	134	0	0	0
Griffin, A.J.	1	1	2.95	20	0	0	0	15	16	21.1	14	9	7	0	3	7	1	27	0	2	0.75	3	0.98	.184	76	86	0	18	0
Hassebrock, Blake	0	1	5.12	14	0	0	0	0	0	19.1	25	11	11	0	4	8	1	18	0	3	1.86	3	1.71	.329	76	95	3	7	2
Jimenez, Deyvi	4	4	3.54	12	12	0	0	0	0	61.0	61	28	24	5	2	13	1	48	1	4	1.50	10	1.21	.264	231	248	2	0	0
Long, Nathan	8	2	3.10	15	15	0	0	0	0	87.0	95	34	30	4	2	19	2	47	1	3	1.63	10	1.31	.284	334	359	1	0	0
McDaniel, Dan	1	1	3.64	20	1	0	0	0	1	29.2	22	20	12	1	5	16	0	32	0	2	1.65	4	1.28	.208	106	128	0	9	2
* Quigley, Ryan	3	3	7.39	20	1	0	0	0	1	35.1	56	32	29	1	2	20	1	25	0	3	3.28	6	2.15	.361	155	178	1	5	2
* Ramirez, Anivoris	2	6	3.41	14	14	0	0	0	0	63.1	63	31	24	6	3	17	0	55	5	3	1.67	6	1.26	.255	247	269	0	0	0
Tenholder, Daniel	4	0	1.86	24	0	0	0	2	5	38.2	26	12	8	0	2	11	3	38	0	0	0.59	0	0.96	.188	138	152	1	6	4
Thomson, Matthew	3	2	2.15	12	9	0	0	0	0	46.0	35	13	11	0	2	8	0	61	1	2	0.87	2	0.93	.202	173	183	0	0	0
Thornton, Zachary	2	2	4.39	15	0	0	0	0	1	26.2	33	21	13	2	1	8	1	29	0	1	1.50	4	1.54	.314	105	117	1	1	3
Tyson, Drew	0	0	1.00	6	0	0	0	0	0	9.0	10	1	1	0	1	4	0	8	0	1	0.36	0	1.56	.294	34	39	0	2	1
Vidal, Pedro	4	0	2.92	24	0	0	0	0	0	37.0	46	16	12	0	0	10	0	31	0	3	0.79	0	1.51	.303	152	167	3	7	7
Other	4	2	1.72	27	8	0	0	6	8	73.1	65	24	14	0	5	20	0	80	1	5	1.14	6	1.16	.234	278	309	2	7	0
Team Total	42	34	3.27	76	76	0	3	24	37	680.2	686	316	247	25	37	207	11	613	10	39	1.28	62	1.31	.261	2625	2911	18	76	30

KEY: * - lefthanded hitter/pitcher, # - switch hitter

Choose a highlighted category to sort. NOTE: Rate stats do not use qualifiers.

		GI ---GAMES BY POSITION---																											
BATTERS	AVG	G	AB	R	H	2B	3B	HR	RBI	TB	BB	IBB	SO	SB	CS	OBP	SLG	OPS	SF	SAC	HBP	DP	1B	2B	3B	SS	OF	C	E
Affinito, Chris	.286	9	28	9	8	1	0	3	10	18	10	0	12	0	0	.474	.643	1.117	0	0	0	2	4	0	0	0	0	2	0
Brazoban, Yeudy	.204	28	98	8	20	6	1	2	9	34	4	1	25	4	0	.233	.347	.580	1	0	0	4	0	0	0	1	18	0	3
Cabrera, Yordy	.188	5	16	3	3	1	0	0	0	4	4	0	5	0	0	.350	.250	.600	0	0	0	0	0	0	0	5	0	0	0
* Chavez, Eric	.333	1	3	0	1	0	0	0	0	1	0	0	1	0	0	.333	.333	.667	0	0	0	0	0	0	0	0	0	0	0
Clime, Neudy	.278	35	133	22	37	6	2	1	19	50	9	0	33	9	1	.329	.376	.705	0	2	1	0	0	29	4	0	0	14	
* Consigli, Royce	.340	41	156	25	53	12	4	1	31	76	20	0	33	4	3	.406	.487	.893	4	0	0	2	0	0	0	0	40	0	3
Galarraga, Joel	.197	19	61	8	12	2	0	0	5	14	7	0	18	3	0	.286	.230	.515	1	0	1	0	0	0	0	0	13	2	
Garcia, Elvis	.197	45	132	21	26	3	2	1	9	36	12	0	28	4	3	.275	.273	.548	2	4	3	3	0	0	0	0	43	0	0
Lewis, Chad	.231	4	13	5	3	0	0	0	3	3	3	0	5	0	0	.375	.231	.606	0	0	0	2	0	0	4	0	0	0	3
Lopez, Diomedes	.266	36	109	11	29	11	0	1	12	43	12	0	39	0	1	.360	.394	.754	0	1	4	2	0	0	0	0	35	3	
Marte, Miguel	.230	52	204	21	47	9	0	4	27	68	4	0	73	1	0	.265	.333	.598	1	1	6	6	49	0	0	0	2	8	
# Martinez, Hiram	.188	26	64	6	12	2	0	0	4	14	8	0	17	1	0	.278	.219	.497	0	1	0	1	0	3	0	21	0	14	
# Pan, Zhi Fang	.331	43	157	31	52	9	4	0	11	69	13	2	24	3	4	.386	.439	.825	0	1	1	2	0	12	1	27	0	16	
Peralta, Jensi	.223	32	103	11	23	5	1	0	8	30	4	0	38	0	1	.252	.291	.544	0	0	0	3	0	1	17	13	0	15	
* Ramsey, Rashad	.152	25	66	11	10	0	1	0	4	12	4	0	20	6	0	.197	.182	.379	1	0	0	0	0	0	0	0	19	0	1
Rojas, Kelvin	.216	16	51	5	11	2	0	0	8	13	6	0	11	1	0	.298	.255	.553	0	1	0	1	0	0	0	0	13	0	0
Santana, Jonatan	.228	45	149	18	34	7	1	0	17	43	11	0	40	2	0	.297	.289	.586	1	3	4	6	11	8	32	0	0	5	
Shaw, Anthione	.167	25	48	6	8	1	1	0	4	11	9	0	21	3	0	.298	.229	.527	0	0	0	0	0	0	0	0	21	0	1
* Shipman, Aaron	.118	4	17	2	2	0	0	0	2	2	0	0	6	3	0	.118	.118	.235	0	0	0	0	0	0	0	0	4	0	0
Soto, Ramon	.275	28	102	13	28	7	1	2	14	43	7	0	27	1	0	.339	.422	.761	0	3	3	0	0	0	0	0	12	2	
Tripp, Jordan	.261	13	46	8	12	3	1	1	7	20	4	0	16	0	0	.346	.435	.781	0	0	2	0	0	0	0	13	0	0	
Other	.243	55	189	32	46	13	2	1	22	66	26	0	49	9	1	.338	.349	.687	2	0	2	2							
Team Total	.245	56	1945	276	477	100	21	17	226	670	177	3	541	54	14	.315	.344	.659	13	17	27	36							100

PITCHERS	W	L	ERA	G	GS	CG	SHO	SV	SVO	IP	H	R	ER	HR	HB	BB	IBB	SO	BK	WP	GO/AO	DP	WHIP	AVG	AB	TBF	SF	GF	HLD
Adames, Joselito	2	4	5.26	15	11	0	0	0	0	53.0	56	37	31	0	3	18	0	59	1	13	3.70	2	1.40	.257	218	240	0	0	1
Avila, Andres	0	2	5.65	12	0	0	0	2	3	14.1	13	12	9	1	2	6	0	16	0	4	0.73	0	1.33	.232	56	67	3	5	2
Bailey, Andrew	0	0	4.38	7	0	0	0	0	0	12.1	9	11	6	0	3	11	2	11	0	1	2.25	1	1.62	.196	46	61	0	1	1
* DiNardo, Lenny	0	0	5.40	2	2	0	0	0	0	3.1	3	2	2	1	0	5	0	2	0	0	0.60	0	2.40	.231	13	18	0	0	0
* Duran, Omar	3	1	2.01	14	2	0	0	0	0	40.1	33	20	9	0	4	17	0	54	1	10	2.05	5	1.24	.221	149	171	1	2	1
* Hughes, Ryan	2	0	4.73	9	0	0	0	1	1	13.1	13	7	7	0	1	4	0	13	0	0	1.50	1	1.28	.265	49	56	1	2	1
* Larsen, Aaron	5	2	2.89	14	4	0	0	0	1	37.1	25	18	12	3	2	10	0	31	0	6	1.11	2	0.94	.177	141	153	0	3	1
Menna, J.C.	1	2	5.79	13	1	0	0	0	0	23.1	25	24	15	0	5	13	0	15	1	5	1.74	3	1.63	.263	95	116	1	1	1
Murphy, Sean	3	0	2.57	14	0	0	0	2	3	21.0	15	9	6	0	1	8	1	32	0	1	2.44	1	1.10	.190	79	89	0	8	0
* Mye, Charles	1	4	3.52	16	0	0	0	1	2	23.0	25	12	9	3	0	11	1	23	0	0	1.10	0	1.57	.263	95	106	0	8	1
Paez, Argenis	6	3	3.15	14	10	0	0	0	0	65.2	69	29	23	3	4	17	0	53	0	10	2.68	4	1.31	.268	257	282	2	1	0
Skaalen, Chris	0	0	8.68	9	0	0	0	0	0	9.1	20	13	9	0	1	5	0	8	0	3	1.25	0	2.68	.417	48	56	1	3	1
Tyson, Drew	1	0	1.33	13	0	0	0	1	2	27.0	21	4	4	0	1	3	0	41	1	2	1.11	2	0.89	.214	98	104	2	6	0
* Urlaub, Jeff	1	0	2.39	15	0	0	0	2	3	26.1	23	10	7	0	2	3	1	26	1	2	1.63	3	0.99	.235	98	104	0	4	0
Vail, Tyler	0	2	3.13	13	10	0	0	0	0	31.2	26	14	11	1	6	8	0	29	0	7	1.30	3	1.07	.218	119	134	1	0	0
Other	5	5	2.90	41	13	0	0	1	1	87.0	65	36	28	5	5	24	1	109	2	14	1.24	2	1.02	.204	318	355	4	12	3
Team Total	30	26	3.49	56	56	0	1	10	16	497.1	447	263	193	18	41	167	6	533	7	81	1.64	30	1.23	.234	1911	2149	16	56	13

KEY: * - lefthanded hitter/pitcher, # - switch hitter

Oakland Athletics

Organization Leaders

(As of 09/08/2010 01:58 AM EDT)

BATTING TOP 10 (minimum 2.7 PA/team game)

PITCHING TOP 10 (minimum 0.8 IP/team game)

BATTER	CLUB	AVG	G	AB	R	H	HR	RBI	PITCHER	CLUB	W-L	ERA	IP	H	BB	SO
Consigli, Royce	ATH	.340	41	156	25	53	1	31	Krol, Ian	STK	10-4	2.80	138.1	116	28	111
Pan, Zhi Fang	ATH	.331	43	157	31	52	0	11	Long, Nathan	VAN	8-2	3.10	87.0	95	19	47
Green, Grant	STK	.318	131	548	107	174	20	87	Paez, Argenis	ATH	6-3	3.15	65.2	69	17	53
Cardenas, Adrian	SAC	.304	109	404	66	123	4	53	Edell, Ryan	MID	10-4	3.17	125.0	136	20	92
Baisley, Jeff	SAC	.301	100	376	49	113	10	66	DiNardo, Lenny	ATH	2-5	3.53	51.0	60	20	30
Sogard, Eric	SAC	.300	137	514	82	154	5	65	Jimenez, Deyvi	VAN	4-4	3.54	61.0	61	13	48
Horton, Josh	MID	.298	116	450	65	134	5	57	Haviland, Shawn	STK	9-6	3.69	153.2	162	42	169
Parker, Stephen	STK	.296	139	524	102	155	21	98	Murray, Justin	STK	10-5	3.75	134.1	154	65	90
Landaeta, Douglas	VAN	.293	71	280	28	82	2	32	Banwart, Travis	SAC	9-7	3.80	156.1	149	60	130
Wimberly, Corey	SAC	.284	135	531	97	151	3	57	Gilliam, Robert	KC	7-6	3.89	111.0	105	35	101

HOME RUNS

WINS

Carter, Chris	SAC	31
Spina, Michael	STK	23
McPherson, Dallas	SAC	22
Parker, Stephen	STK	21
Green, Grant	STK	20

Mortensen, Clay	SAC	13
Smith, Murphy	KC	11
4 others tied at 10.		

RBI

SAVES

Parker, Stephen	STK	98
Carter, Chris	SAC	94
Barfield, Jeremy	STK	92
Spina, Michael	STK	88
Green, Grant	STK	87

Smyth, Paul	STK	28
Guzman, Jose	KC	18
Griffin, A.J.	VAN	15
Lansford, Jared	SAC	12
Rodriguez, Henry	SAC	11

STOLEN BASES

STRIKEOUTS

Wimberly, Corey	SAC	56
House, Tyreace	KC	37
Gilbert, Archie	MID	28
Crumbliss, Conner	KC	24
Mitchell, Jermaine	MID	24

Haviland, Shawn	STK	169
Straily, Daniel	KC	149
Hornbeck, Ben	STK	138
Marks, Justin	STK	136
Banwart, Travis	SAC	130

TEAM STATISTICS

TEAM BATTING	AVG	AB	R	H	HR	BB	SO	SB	CS	TEAM PITCHING	W-L	ERA	H	CG	SHO	SV	HR	BB	SO
Sacramento	.272	4916	827	1337	159	588	1053	133	50	Vancouver	42-34	3.27	686	0	3	24	25	207	613
Stockton	.269	4788	755	1286	143	563	1109	86	48	AZL Athletics	30-26	3.49	447	0	1	10	18	167	533
Midland	.264	4719	646	1247	74	525	1022	126	49	Kane County	71-67	3.89	1137	0	6	27	81	447	1161
Kane County	.255	4650	669	1184	66	612	1184	144	61	Midland	70-70	4.10	1269	0	4	38	76	534	997
Vancouver	.250	2537	317	635	34	273	592	43	30	Sacramento	79-65	4.31	1307	1	5	36	118	565	1065
AZL Athletics	.245	1945	276	477	17	177	541	54	14	Stockton	74-66	4.60	1333	1	2	42	140	516	1163