







**Minnesota Twins Minor League Report
May 18, 2011**

Team	Level	Record	Yesterday's Scores	Streak/Last 10
 Rochester Red Wings	Triple-A	15-21; 6.5 GB 5 th place in Intl. League North	W, 7-6 vs. Gwinnett	W1, 3-7
 New Britain Rock Cats	Double-A	23-13; - - GB 1 st in East. League Eastern	W, 4-1 vs. Harrisburg	W6, 8-2
 Fort Myers Miracle	High-A	21-18; 4.0 GB 2 nd in Fla. State League South	W, 6-5 vs. Daytona	W1, 3-7
 Beloit Snappers	Low-A	20-16; 7.5 GB 2 nd in Midwest League	W, 7-0 vs. Wisconsin	W1, 4-7
 Elizabethton Twins	Rookie	N/A	No Game	N/A
 GCL Twins	Rookie	N/A	No Game	N/A
 DSL Twins	DSL	N/A	No Game	N/A

Table of Contents

-  Yesterday's Box Scores **Pg. 2**
-  Team Statistics **Pg. 6**
-  Season Standings **Pg. 10**
-  Minor League Clips **Pg. 14**

YESTERDAYS BOX SCORES

Florida State League - Yesterday's Boxscores

Rochester Red Wings (15-21) 7, Gwinnett Braves (20-18) 6
May 17, 2011

	1	2	3	4	5	6	7	8	9	R	H	E
Rochester	2	2	0	0	0	0	2	1	0	7	10	1
Gwinnett	0	0	0	0	5	0	0	0	1	6	7	3

Rochester	AB	R	H	RBI	BB	SO	LOB	AVG	Gwinnett	AB	R	H	RBI	BB	SO	LOB	AVG
Repko, CF	5	2	2	1	0	2	0	.400	Constanza, LF	4	1	1	0	1	0	2	.296
Chang, SS	4	1	1	0	0	0	1	.277	Schafer, CF	3	2	2	0	2	1	0	.262
Tosoni, RF	5	2	3	1	0	0	1	.287	Young, DH	5	0	1	2	0	0	4	.272
Bates, 1B	4	1	1	0	1	2	2	.364	Gomez, M, 1B	5	1	1	1	0	1	4	.350
Dinkelman, 2B	4	0	2	1	1	1	4	.291	Castillo, W, C	4	0	1	1	0	0	3	.214
Martin, D, LF	4	0	0	1	1	1	6	.233	Hicks, SS	3	0	0	0	1	2	1	.146
Bailey, J, DH	2	0	0	1	2	1	1	.209	Ramirez, W, RF	4	0	0	0	0	1	2	.231
Lambin, 3B	5	0	1	1	0	1	6	.217	Bowman, 3B	4	1	1	1	0	2	1	.229
Lehmann, C	3	1	0	0	1	2	2	.233	Nelson, 2B	2	1	0	0	2	0	0	.255
Hacker, P	0	0	0	0	0	0	0	.000	Hoover, P	0	0	0	0	0	0	0	.000
Gutierrez, C, P	0	0	0	0	0	0	0	.000	Hardy, R, P	0	0	0	0	0	0	0	.000
Slama, P	0	0	0	0	0	0	0	.000	Abreu, J, P	0	0	0	0	0	0	0	.000
Hughes, D, P	0	0	0	0	0	0	0	.000	Asencio, J, P	0	0	0	0	0	0	0	.000
Waldrop, P	0	0	0	0	0	0	0	.000	Totals	34	6	7	5	6	7	17	.254
Totals	36	7	10	6	6	10	23	.248									

BATTING

2B: Dinkelman 2 (9, Hardy, R, Asencio, J).
HR: Repko (1, 8th inning off Abreu, J, 0 on, 0 out).
TB: Repko 5; Chang; Tosoni 3; Bates; Dinkelman 4; Lambin.
RBI: Dinkelman (5), Martin, D (19), Tosoni (17), Bailey, J (10), Lambin (6), Repko (1).
2-out RBI: Lambin.
Runners left in scoring position, 2 out: Lambin 3; Martin, D; Lehmann.
SAC: Chang.
SF: Bailey, J.
GIDP: Lambin.
Team RISP: 3-for-14.
Team LOB: 10.

FIELDING

E: Repko (1, throw).

BATTING

2B: Gomez, M (14, Hacker), Schafer (7, Gutierrez, C), Young (2, Hughes, D).
HR: Bowman (4, 5th inning off Hacker, 0 on, 0 out).
TB: Constanza; Schafer 3; Young 2; Gomez, M 2; Castillo, W; Bowman 4.
RBI: Bowman (9), Young 2 (6), Gomez, M (28), Castillo, W (11).
2-out RBI: Young.
Runners left in scoring position, 2 out: Castillo, W 2; Constanza; Ramirez, W; Gomez, M.
Team RISP: 2-for-13.
Team LOB: 7.

FIELDING

E: Nelson 2 (8, throw, fielding), Gomez, M (2, throw).
DP: (Bowman-Nelson-Gomez, M).

Rochester	IP	H	R	ER	BB	SO	HR	ERA	Gwinnett	IP	H	R	ER	BB	SO	HR	ERA
Hacker	4.1	4	5	5	5	2	1	3.49	Hoover	4.0	5	4	3	4	3	0	6.75
Gutierrez, C (W, 2-2)	2.2	2	0	0	0	3	0	2.45	Hardy, R (L, 0-1)	2.1	2	2	0	2	3	0	0.00
Slama (H, 4)	1.1	0	0	0	0	1	0	3.86	Abreu, J (BS, 3)	1.2	2	1	1	0	2	1	1.66
Hughes, D (H, 1)	0.1	1	1	1	1	0	0	5.06	Asencio, J	1.0	1	0	0	0	2	0	1.88
Waldrop (S, 1)	0.1	0	0	0	0	1	0	6.52	Totals	9.0	10	7	4	6	10	1	3.05
Totals	9.0	7	6	6	6	7	1	4.28									

WP: Hacker 2, Gutierrez, C.

Pitches-strikes: Hacker 88-48, Gutierrez, C 38-27, Slama 14-9, Hughes, D 9-5, Waldrop 3-3, Hoover 95-53, Hardy, R 48-26, Abreu, J 28-18, Asencio, J 15-9.

Groundouts-flyouts: Hacker 5-6, Gutierrez, C 2-3, Slama 1-1, Hughes, D 1-0, Waldrop 0-0, Hoover 2-4, Hardy, R 3-0, Abreu, J 0-2, Asencio, J 1-0.

Batters faced: Hacker 22, Gutierrez, C 10, Slama 4, Hughes, D 3, Waldrop 1, Hoover 22, Hardy, R 11, Abreu, J 7, Asencio, J 4.

Inherited runners-scored: Gutierrez, C 1-1, Waldrop 1-0, Abreu, J 3-2.

Umpires: HP: Toby Basner. 1B: Gerard Ascani. 2B: . 3B: Alan Porter.

Weather: 59 degrees, overcast.

Wind: 16 mph, Out to CF.

T: 3:19.

Att: 2,608.

Compiled by MLB Advanced Media

New Britain Rock Cats (23-13) 4, Harrisburg Senators (17-19) 1
May 17, 2011

	1	2	3	4	5	6	7	8	9	R	H	E
New Britain	0	0	0	0	0	0	0	4	0	4	8	0
Harrisburg	0	0	0	1	0	0	0	0	0	1	8	1

New Britain	AB	R	H	RBI	BB	SO	LOB	AVG	Harrisburg	AB	R	H	RBI	BB	SO	LOB	AVG
Singleton, SS	4	1	1	1	0	0	0	.294	Lombardozi, 2B	4	0	2	0	0	0	0	.286
Cates, SS	0	0	0	0	0	0	0	.196	Gilbert, LF	4	0	2	0	0	0	1	.270
Herrmann, LF	3	0	1	2	1	1	0	.308	Rhinehart, DH	3	1	1	0	1	1	3	.244
Benson, CF	4	0	1	0	0	0	2	.255	Moore, T, 1B	4	0	0	0	0	0	5	.262
Parmelee, 1B	4	0	1	0	0	0	1	.324	Rahl, RF	4	0	1	0	0	2	3	.300
Bigley, RF	4	0	2	0	0	1	1	.311	Norris, D, C	4	0	2	1	0	0	1	.214
Solarte, 2B	4	1	1	0	0	2	2	.358	King, S, 3B	4	0	0	0	0	3	3	.200
Romero, De, 3B	3	1	1	0	0	1	0	.263	Tucker, J, CF	4	0	0	0	0	1	2	.223
Rohlfing, C	3	1	0	1	0	0	1	.278	Johnson, Jo, SS	3	0	0	0	0	2	0	.237
Dolenc, DH	3	0	0	0	0	1	2	.227	Martis, P	0	0	0	0	0	0	0	.000
Hirschfeld, P	0	0	0	0	0	0	0	.000	McCoy, P	0	0	0	0	0	0	0	.000
DeVries, P	0	0	0	0	0	0	0	.000	Barthmaier, J, P	0	0	0	0	0	0	0	.000
Totals	32	4	8	4	1	6	9	.276	Totals	34	1	8	1	1	9	18	.244

BATTING

2B: Solarte (15, McCoy).
TB: Singleton; Herrmann; Benson; Parmelee; Bigley 2; Solarte 2; Romero, De.
RBI: Rohlfing (7), Singleton (9), Herrmann 2 (12).
GIDP: Benson 2; Solarte.
Team RISP: 3-for-5.
Team LOB: 2.

BASERUNNING

CS: Bigley (2, 2nd base by Martis/Norris, D).

FIELDING

DP: (Rohlfing-Singleton).

BATTING

2B: Rhinehart (2, Hirschfeld), Norris, D (4, Hirschfeld).
TB: Lombardozi 2; Gilbert 2; Rhinehart 2; Rahl; Norris, D 3.
RBI: Norris, D (6).
2-out RBI: Norris, D.
Runners left in scoring position, 2 out: Rahl; King, S; Moore, T; Tucker, J.
Team RISP: 1-for-9.
Team LOB: 7.

BASERUNNING

CS: Gilbert (2, 2nd base by Hirschfeld/Rohlfing).

FIELDING

E: King, S (4, throw).
DP: 4 (Johnson, Jo-Moore, T, Johnson, Jo-Lombardozi-Moore, T, Lombardozi-Johnson, Jo-Moore, T, Norris, D-Johnson, Jo).

New Britain	IP	H	R	ER	BB	SO	HR	ERA	Harrisburg	IP	H	R	ER	BB	SO	HR	ERA
Hirschfeld (W, 3-0)	7.0	6	1	1	0	7	0	1.94	Martis	7.0	3	0	0	1	5	0	3.08
DeVries (S, 9)	2.0	2	0	0	1	2	0	1.46	McCoy (BS, 1)(L, 1-2)	0.1	4	4	4	0	1	0	5.85
Totals	9.0	8	1	1	1	9	0	4.20	Barthmaier, J	1.2	1	0	0	0	0	0	8.55
									Totals	9.0	8	4	4	1	6	0	3.99

Pitches-strikes: Hirschfeld 83-55, DeVries 34-22, Martis 93-60, McCoy 17-14, Barthmaier, J 13-7.

Groundouts-flyouts: Hirschfeld 3-6, DeVries 1-1, Martis 4-7, McCoy 1-0, Barthmaier, J 3-0.

Batters faced: Hirschfeld 26, DeVries 9, Martis 23, McCoy 6, Barthmaier, J 4.

Inherited runners-scored: Barthmaier, J 1-0.

Umpires: HP: Travis Hatch. 1B: Doug Vines. 2B: . 3B: Tim Rosso.

Weather: 64 degrees, rain.

Wind: 10 mph, L to R.

T: 2:27.

Att: 1,865.

Fort Myers Miracle (21-18) 6, Daytona Cubs (27-12) 5
May 17, 2011

	1	2	3	4	5	6	7	8	9	R	H	E
Fort Myers	0	0	3	3	0	0	0	0	0	6	11	0
Daytona	1	0	0	0	2	0	1	0	1	5	9	0

Fort Myers	AB	R	H	RBI	BB	SO	LOB	AVG	Daytona	AB	R	H	RBI	BB	SO	LOB	AVG
Hicks, CF	4	1	2	2	0	2	0	.237	Lake, SS	5	2	3	0	0	1	0	.293
Beresford, 2B	4	0	1	0	0	1	0	.326	Cerda, 2B	4	1	2	1	1	0	1	.275
Dozier, SS	4	0	0	0	0	1	1	.293	Crawford, E, LF	4	0	2	1	0	0	2	.348
Romero, N, DH	4	0	1	0	0	0	0	.244	Bour, 1B	4	0	0	1	0	2	4	.297
Hanson, 1B	4	1	1	0	0	0	1	.244	Brenly, DH	3	0	0	0	1	0	2	.228
Rams, C	3	1	0	0	1	0	0	.302	Burgess, RF	4	0	0	0	0	1	2	.218
Hidalgo, An, 3B	4	1	2	0	0	1	2	.317	Harrington, 3B	4	0	0	0	0	1	2	.000
Santana, R, LF	4	2	3	3	0	1	0	.273	Silva, CF	4	2	2	1	0	0	0	.250
Goncalves, RF	3	0	1	1	0	1	1	.226	Noble, C	3	0	0	0	0	1	1	.182
Darnell, P	0	0	0	0	0	0	0	.000	a-Opitz, PH	1	0	0	0	0	1	0	.296
Garcia, Jh, P	0	0	0	0	0	0	0	.000	Lorick, J, P	0	0	0	0	0	0	0	.000
Tone, P	0	0	0	0	0	0	0	.000	Figueroa, E, P	0	0	0	0	0	0	0	.000
Pugh, P	0	0	0	0	0	0	0	.000	Serrano, P	0	0	0	0	0	0	0	.000
Totals	34	6	11	6	1	7	5	.265	Totals	36	5	9	4	2	7	14	.275

a-Struck out for Noble in the 9th.

BATTING

2B: Hidalgo, An 2 (8, Lorick, J, Serrano), Santana, R 3 (5, Lorick, J, Lorick, J, Serrano), Romero, N (7, Figueroa, E).
HR: Hicks (2, 3rd inning off Lorick, J, 1 on, 1 out).
TB: Hicks 5; Beresford; Romero, N 2; Hanson; Hidalgo, An 4; Santana, R 6; Goncalves.
RBI: Santana, R 3 (10), Hicks 2 (16), Goncalves (12).
2-out RBI: Santana, R 2; Goncalves.
Runners left in scoring position, 2 out: Hanson; Goncalves.
SAC: Goncalves.
GIDP: Dozier.
Team RISP: 5-for-8.
Team LOB: 3.

FIELDING

PB: Rams 2 (8).

BATTING

2B: Cerda (7, Darnell), Crawford, E (8, Darnell).
HR: Silva (1, 9th inning off Pugh, 0 on, 0 out).
TB: Lake 3; Cerda 3; Crawford, E 3; Silva 5.
RBI: Crawford, E (13), Bour (28), Cerda (14), Silva (1).
Runners left in scoring position, 2 out: Harrington; Brenly 2.
Team RISP: 3-for-10.
Team LOB: 6.

BASERUNNING

SB: Lake (14, 2nd base off Garcia, Jh/Rams).

FIELDING

Outfield assists: Burgess (Hidalgo, An at 3rd base).
DP: (Lake-Cerda-Bour).

Fort Myers	IP	H	R	ER	BB	SO	HR	ERA	Daytona	IP	H	R	ER	BB	SO	HR	ERA
Darnell (W, 1-0)	5.0	6	3	2	2	2	0	3.60	Lorick, J (L, 2-1)	4.0	8	6	6	1	1	1	3.09
Garcia, Jh (H, 4)	1.2	2	1	1	0	2	0	5.31	Figueroa, E	3.0	1	0	0	0	5	0	4.09
Tone (H, 2)	1.1	0	0	0	0	1	0	4.98	Serrano	2.0	2	0	0	0	1	0	2.45
Pugh (S, 7)	1.0	1	1	1	0	2	1	4.00	Totals	9.0	11	6	6	1	7	1	2.95
Totals	9.0	9	5	4	2	7	1	4.50									

WP: Darnell.

Groundouts-flyouts: Darnell 12-1, Garcia, Jh 2-1, Tone 2-1, Pugh 1-0, Lorick, J 5-3, Figueroa, E 1-2, Serrano 1-2.

Batters faced: Darnell 23, Garcia, Jh 7, Tone 4, Pugh 4, Lorick, J 19, Figueroa, E 10, Serrano 7.

Inherited runners-scored: Tone 1-0.

Umpires: HP: Derek Mollica. 1B: Jeff Woods. 2B: . 3B: .

Weather: 76 degrees, sunny.

Wind: 1 mph, Varies.

T: 2:26.

Att: 3,543.

Midwest League-Yesterday's Boxscores

Beloit Snappers (20-16) 7, Wisconsin Timber Rattlers (18-17) 0
May 17, 2011

	1	2	3	4	5	6	7	8	9	R	H	E
Beloit	0	0	0	3	2	1	0	0	1	7	9	1
Wisconsin	0	0	0	0	0	0	0	0	0	0	3	1

Beloit	AB	R	H	RBI	BB	SO	LOB	AVG	Wisconsin	AB	R	H	RBI	BB	SO	LOB	AVG
Lin, CF	4	0	0	0	1	0	0	.253	Shaw, N, 2B	3	0	0	0	1	2	2	.188
Hawkins, 2B	4	2	2	0	1	1	0	.302	Keen, CF	4	0	0	0	0	0	3	.252
Roberts, N, DH	3	3	2	1	1	0	0	.358	Hawn, 1B	3	0	0	0	0	1	1	.277
Gonzales, M, 1B	4	0	2	2	1	0	3	.299	Dennis, LF	3	0	0	0	1	3	4	.302
Ortiz, D, LF	5	1	1	2	0	1	3	.347	Walker, DH	3	0	0	0	1	2	3	.284
Ray, RF	3	0	1	2	2	1	2	.193	Romero, F, RF	4	0	1	0	0	3	1	.305
Leer, 3B	4	1	1	0	0	1	3	.216	Hopkins, 3B	4	0	0	0	0	3	2	.229
Streich, C	4	0	0	0	0	2	3	.244	Roberts, T, C	3	0	1	0	1	1	2	.188
Santana, Da, SS	4	0	0	0	0	1	1	.209	Rivera, SS	4	0	1	0	0	1	2	.174
Soliman, P	0	0	0	0	0	0	0	.000	Braddock, P	0	0	0	0	0	0	0	.000
Dempster, P	0	0	0	0	0	0	0	.000	Nelson, P	0	0	0	0	0	0	0	.000
Gonzalez, J, P	0	0	0	0	0	0	0	.000	Garman, P	0	0	0	0	0	0	0	.000
Totals	35	7	9	7	6	7	15	.261	Cravy, P	0	0	0	0	0	0	0	.000
									Totals	31	0	3	0	4	16	20	.243

BATTING

2B: Hawkins (5, Nelson), Gonzales, M (1, Cravy).
 3B: Ray (1, Nelson), Roberts, N (1, Cravy).
 TB: Hawkins 3; Roberts, N 4; Gonzales, M 3; Ortiz, D; Ray 3; Leer.
 RBI: Ortiz, D 2 (26), Ray 2 (11), Gonzales, M 2 (23), Roberts, N (7).
 2-out RBI: Gonzales, M; Ortiz, D; Roberts, N.
 Runners left in scoring position, 2 out: Ray; Gonzales, M 2; Leer 2.
 GIDP: Streich.
 Team RISP: 4-for-10.
 Team LOB: 9.

BASERUNNING

SB: Leer (1, 2nd base off Nelson/Roberts, T).
 CS: Santana, Da (3, 3rd base by Braddock/Roberts, T).

FIELDING

E: Soliman (1, throw).
 PB: Streich (1).

BATTING

TB: Romero, F; Roberts, T; Rivera.
 Runners left in scoring position, 2 out: Walker 2; Roberts, T; Dennis 2; Romero, F.
 Team RISP: 0-for-6.
 Team LOB: 9.

FIELDING

E: Braddock (1, throw).
 DP: (Shaw, N-Rivera-Hawn).

Beloit	IP	H	R	ER	BB	SO	HR	ERA	Wisconsin	IP	H	R	ER	BB	SO	HR	ERA
Soliman (W, 1-1)	6.0	2	0	0	3	11	0	3.98	Braddock	3.0	0	0	0	1	2	0	0.00
Dempster	2.0	1	0	0	1	3	0	2.79	Nelson (L, 1-3)	2.2	7	6	6	4	2	0	5.40
Gonzalez, J	1.0	0	0	0	0	2	0	2.25	Garman	1.1	0	0	0	0	0	0	10.00
Totals	9.0	3	0	0	4	16	0	3.73	Cravy	2.0	2	1	1	1	3	0	8.03
									Totals	9.0	9	7	7	6	7	0	3.95

WP: Cravy.
 Balk: Soliman.
 HBP: Hawn (by Soliman), Leer (by Nelson), Roberts, N (by Nelson).
 Groundouts-flyouts: Soliman 4-3, Dempster 2-1, Gonzalez, J 1-0, Braddock 5-1, Nelson 4-1, Garman 3-1, Cravy 1-2.
 Batters faced: Soliman 25, Dempster 8, Gonzalez, J 3, Braddock 10, Nelson 20, Garman 4, Cravy 9.
 Inherited runners-scored: Garman 3-0.
 Umpires: HP: AJ Rogers. 1B: Garrett Patterson. 2B: . 3B: .
 Weather: 60 degrees, clear.
 Wind: 15 mph, In from CF.
 T: 2:43.
 Att: 4,110.

Compiled by MLB Advanced Media

ORGANIZATION STATS

Copyright 2011 by Major League Baseball Advanced Media.

Rochester Red Wings

Individual Statistics As of: 05/17/2011 10:59 PM EDT

W-L Record: 15-21

Choose a highlighted category to sort. NOTE: Rate stats do not use qualifiers.

BATTERS	AVG	G	AB	R	H	2B	3B	HR	RBI	TB	BB	IBB	SO	SB	CS	OBP	SLG	OPS	SF	SAC	HBP	DP	GI ---GAMES BY POSITION---									
																							1B	2B	3B	SS	OF	C	E			
Bailey, Jeff	.209	35	115	16	24	3	1	2	10	35	26	0	28	3	0	.370	.304	.674	1	0	4	0	32	0	0	0	0	0	0	0	0	
Bates, Aaron	.364	7	22	5	8	4	0	1	3	15	5	0	4	0	0	.500	.682	1.182	0	0	1	0	2	0	0	0	0	0	0	0		
Brown, Matthew	.215	28	107	11	23	6	1	3	8	40	10	0	33	1	1	.288	.374	.662	0	0	1	4	2	1	23	0	1	0	4			
Chang, Ray	.277	12	47	4	13	2	0	0	5	15	6	1	8	0	0	.352	.319	.671	1	3	0	1	0	0	0	12	0	0	0			
* Dinkelman, Brian	.291	36	134	15	39	9	1	0	5	50	19	3	27	4	0	.391	.373	.764	0	0	3	2	0	14	0	0	17	0	0			
Gardenhire, Toby	.259	19	54	4	14	3	0	2	8	23	4	0	8	0	1	.310	.426	.736	0	3	0	3	0	10	1	3	5	0	2			
Holm, Steve	.200	10	30	2	6	1	0	0	3	7	7	0	6	0	0	.359	.233	.592	1	1	1	0	0	0	0	0	0	10	0			
# Lambin, Chase	.217	34	120	14	26	6	1	1	6	37	13	1	30	0	1	.299	.308	.607	0	0	1	5	0	0	13	8	4	0	6			
Lehmann, Danny	.233	13	43	7	10	1	0	1	4	14	4	0	8	0	0	.298	.326	.623	0	1	0	0	0	0	0	0	0	13	1			
* Martin, Dustin	.233	34	120	12	28	3	1	2	19	39	17	0	26	3	4	.324	.325	.649	4	0	1	4	0	0	0	0	0	26	0	0		
Plouffe, Trevor	.282	21	78	11	22	4	1	6	13	46	8	0	17	2	1	.344	.590	.934	3	1	1	0	0	8	0	14	0	0	2			
Repko, Jason	.400	1	5	2	2	0	0	1	1	5	0	0	2	0	0	.400	1.000	1.400	0	0	0	0	0	0	0	0	1	0	1			
* Revere, Ben	.293	23	92	10	27	2	0	0	5	29	5	0	8	7	2	.330	.315	.645	0	2	0	4	0	0	0	0	22	0	2			
Rivera, Rene	.200	13	45	1	9	3	0	1	6	15	2	0	10	0	0	.250	.333	.583	0	0	1	3	0	0	0	0	0	13	1			
* Roberts, Brandon	.189	16	53	4	10	1	0	0	1	11	1	0	11	4	2	.232	.208	.440	0	0	2	0	0	0	0	0	13	0	0			
* Singleton, Steve	.250	8	32	5	8	1	0	2	7	15	2	0	8	0	1	.314	.469	.783	0	0	1	0	0	7	0	0	0	0	2			
* Tosoni, Rene	.287	23	87	10	25	7	0	3	17	41	5	0	15	2	0	.323	.471	.794	1	0	0	3	0	0	0	0	21	0	0			
Team Total	.248	36	1184	133	294	56	6	25	121	437	134	5	249	26	13	.331	.369	.700	11	11	17	29								23		

PITCHERS	W	L	ERA	G	GS	CG	SHO	SV	SVO	IP	H	R	ER	HR	HB	BB	IBB	SO	BK	WP	GO/AO	DP	WHIP	AVG	AB	TBF	SF	GF	HLD
Baldwin, Andrew	2	3	6.68	6	6	1	0	0	0	32.1	38	24	24	8	0	9	0	23	0	0	0.43	1	1.45	.288	132	143	2	0	0
Bazardo, Yorman	0	1	4.71	9	3	0	0	0	0	21.0	21	11	11	3	5	8	0	17	1	1	1.05	5	1.38	.266	79	92	0	1	1
Burnett, Alex	0	0	7.36	4	0	0	0	1	1	3.2	5	3	3	1	0	1	0	3	0	0	1.33	1	1.64	.333	15	16	0	3	0
* Diamond, Scott	1	3	5.03	7	7	0	0	0	0	34.0	38	21	19	3	0	14	0	26	1	0	1.74	2	1.53	.284	134	152	3	0	0
* Dumatrait, Phil	0	1	1.15	15	0	0	0	4	6	15.2	10	4	2	1	1	11	1	12	0	0	2.09	3	1.34	.179	56	68	0	8	2
Gibson, Kyle	1	2	4.14	7	7	0	0	0	0	37.0	34	17	17	6	0	7	0	37	0	1	1.74	0	1.11	.234	145	152	0	0	0
Gutierrez, Carlos	2	2	2.45	15	0	0	0	0	0	25.2	19	13	7	0	0	12	1	18	0	2	2.93	2	1.21	.202	94	108	1	4	1
Hacker, Eric	1	1	3.49	6	5	0	0	0	0	28.1	20	12	11	3	1	8	0	21	0	5	0.91	1	0.99	.194	103	113	0	0	0
Hoey, Jim	1	0	2.70	4	0	0	0	0	1	6.2	5	2	2	1	1	1	0	8	0	1	0.57	1	0.90	.208	24	26	0	1	0
* Hughes, Dusty	0	0	5.06	5	0	0	0	0	0	5.1	6	3	3	0	0	1	0	5	0	0	1.20	0	1.31	.273	22	23	0	1	1
* James, Chuck	1	1	1.99	15	0	0	0	0	1	22.2	15	5	5	2	0	8	1	30	0	3	0.48	0	1.01	.176	85	93	0	5	1
Manship, Jeff	1	2	6.23	7	2	0	0	0	0	17.1	22	12	12	4	0	2	0	14	0	1	1.31	1	1.38	.301	73	75	0	1	0
Slama, Anthony	2	1	3.86	11	0	0	0	0	2	16.1	14	9	7	1	3	10	3	15	0	2	0.79	0	1.47	.230	61	76	0	2	4
Swarzak, Anthony	2	1	3.90	6	6	1	0	0	0	32.1	35	14	14	3	0	7	0	25	0	0	0.53	1	1.30	.267	131	139	0	0	0
Waldrop, Kyle	1	3	6.52	15	0	0	0	1	1	19.1	28	16	14	3	2	8	1	10	0	1	2.07	3	1.86	.350	80	91	1	8	1
Team Total	15	21	4.28	36	36	2	1	6	12	317.2	310	166	151	39	13	107	7	264	2	17	1.52	21	1.31	.251	1234	1367	7	34	11

KEY: * - lefthanded hitter/pitcher, # - switch hitter

Choose a highlighted category to sort. NOTE: Rate stats do not use qualifiers.

		GI ---GAMES BY POSITION---																												
BATTERS		AVG	G	AB	R	H	2B	3B	HR	RBI	TB	BB	IBB	SO	SB	CS	OBP	SLG	OPS	SF	SAC	HBP	DP	1B	2B	3B	SS	OF	C	E
Benson, Joe		.255	36	137	25	35	10	1	4	18	59	15	1	39	5	2	.342	.431	.773	0	0	3	7	0	0	0	0	33	0	0
Bigley, Evan		.311	35	122	14	38	10	3	1	21	57	8	0	23	3	2	.361	.467	.828	1	1	2	1	0	0	0	0	32	0	2
Cates, Chris		.196	16	46	6	9	1	0	0	1	10	3	0	3	0	1	.240	.217	.457	1	0	0	1	0	0	1	15	0	0	5
Chang, Ray		.270	23	89	10	24	9	0	1	22	36	5	1	14	1	1	.320	.404	.724	1	0	2	1	0	1	20	0	1	0	3
de San Miguel, Allan		.190	13	42	5	8	2	0	0	2	10	3	0	15	0	0	.244	.238	.483	0	1	0	1	0	0	0	0	0	13	1
Dolenc, Mark		.227	33	97	3	22	2	1	0	14	26	11	0	34	6	4	.304	.268	.572	3	1	1	2	0	0	0	0	31	0	2
* Herrmann, Chris		.308	13	52	11	16	3	1	2	12	27	5	0	8	0	1	.368	.519	.888	0	0	0	0	0	0	0	0	6	5	0
# Hollimon, Mike		.165	27	103	18	17	1	0	3	10	27	16	0	32	4	1	.277	.262	.539	0	0	0	0	0	2	0	19	0	0	6
Lehmann, Danny		.462	4	13	4	6	1	0	0	1	7	1	0	2	0	0	.500	.538	1.038	0	1	0	1	0	0	0	0	0	4	1
* Parmelee, Chris		.324	36	139	27	45	11	1	3	24	67	15	0	24	0	0	.395	.482	.877	1	0	2	1	28	0	0	0	0	0	0
Rohlfing, Daniel		.278	18	54	9	15	2	0	0	7	17	4	1	8	0	1	.328	.315	.642	0	0	0	1	0	0	0	0	1	16	0
Romero, Deibinsoy		.263	28	95	12	25	6	0	0	10	31	12	0	25	1	0	.349	.326	.675	1	1	1	1	8	0	17	0	0	0	2
* Singleton, Steve		.294	25	109	15	32	13	0	3	9	54	3	0	7	1	1	.313	.495	.808	0	0	0	4	0	18	0	4	0	0	2
# Solarte, Yangervis		.358	34	134	23	48	15	2	2	19	73	5	0	12	4	2	.381	.545	.926	0	3	0	4	0	16	0	0	12	0	3
Team Total		.276	36	1232	182	340	86	9	19	170	501	106	3	246	25	16	.337	.407	.743	8	8	11	25							30
PITCHERS		W	L	ERA	G	GS	CG	SHO	SV	SVO	IP	H	R	ER	HR	HB	BB	IBB	SO	BK	WP	GO/AO	DP	WHIP	AVG	AB	TBF	SF	GF	HLD
Arias, Santos		1	0	8.10	10	2	0	0	0	0	16.2	28	20	15	2	1	9	1	9	0	2	0.95	3	2.22	.373	75	86	1	5	0
Bromberg, David		1	1	3.63	4	3	0	0	0	0	22.1	24	9	9	0	2	4	0	11	0	1	0.92	3	1.25	.282	85	91	0	0	0
DeVries, Cole		0	0	1.46	13	0	0	0	9	9	24.2	13	6	4	1	0	5	0	31	0	1	1.26	1	0.73	.149	87	92	0	10	2
Guerra, Deolis		3	4	9.85	7	7	0	0	0	0	28.1	43	33	31	9	2	8	0	19	0	5	0.68	0	1.80	.352	122	134	0	0	0
Hendriks, Liam		3	1	3.66	7	6	0	0	0	0	32.0	25	13	13	3	3	9	0	30	0	0	1.37	1	1.06	.210	119	131	0	0	1
Hirschfeld, Steve		3	0	1.94	7	7	0	0	0	0	41.2	26	9	9	1	1	9	0	29	0	1	0.59	3	0.84	.178	146	159	2	0	0
Jacobson, Brett		1	0	2.78	10	2	0	0	0	0	22.2	15	7	7	2	2	17	0	15	0	4	1.44	4	1.41	.211	71	93	1	0	1
Lanigan, Bobby		4	2	2.61	7	7	0	0	0	0	41.1	40	16	12	1	3	9	0	28	0	1	1.20	5	1.19	.256	156	170	1	0	0
* Mullins, Ryan		1	0	0.00	1	0	0	0	0	0	3.0	2	0	0	0	0	1	0	2	0	0	2.50	0	1.00	.182	11	12	0	0	0
* Osterbrock, Daniel		0	0	18.47	2	2	0	0	0	0	6.1	14	14	13	2	3	5	0	2	0	0	1.00	2	3.00	.438	32	40	0	0	0
* Robertson, Tyler		2	2	4.50	14	0	0	0	5	7	22.0	24	14	11	2	2	5	0	22	0	3	2.23	4	1.32	.282	85	95	0	12	0
* Steedley, Spencer		2	1	4.26	11	0	0	0	0	2	19.0	21	9	9	1	1	10	0	16	0	5	1.38	2	1.63	.292	72	86	1	1	1
* Stevens, Jake		1	2	5.12	13	0	0	0	2	3	19.1	24	11	11	3	1	8	0	15	0	0	1.53	2	1.66	.316	76	86	0	5	0
* Tarsi, Michael		1	0	1.69	12	0	0	0	0	0	16.0	14	6	3	1	0	7	1	11	1	2	1.50	2	1.31	.237	59	67	0	3	1
Team Total		23	13	4.20	36	36	0	3	16	21	315.1	313	167	147	28	21	106	2	240	1	25	1.43	32	1.33	.262	1196	1342	6	36	6

KEY: * - lefthanded hitter/pitcher, # - switch hitter

Choose a highlighted category to sort. NOTE: Rate stats do not use qualifiers.

GI ---GAMES BY POSITION---

BATTERS	AVG	G	AB	R	H	2B	3B	HR	RBI	TB	BB	IBB	SO	SB	CS	OBP	SLG	OPS	SF	SAC	HBP	DP	1B	2B	3B	SS	OF	C	E
* Beresford, James	.326	36	141	14	46	2	0	0	12	48	5	0	14	0	1	.342	.340	.683	3	2	0	5	0	20	0	17	0	0	9
Dozier, Brian	.293	36	133	27	39	7	4	1	10	57	20	1	15	9	2	.400	.429	.829	2	2	5	5	0	13	2	20	0	0	6
Goncalves, Jonathan	.226	35	106	16	24	3	1	0	12	29	21	2	22	3	1	.359	.274	.633	0	5	1	3	0	0	0	0	35	0	1
Hanson, Nathan	.244	34	135	20	33	4	0	4	19	49	12	1	24	0	0	.309	.363	.672	1	0	1	2	34	0	0	0	0	0	2
* Herrmann, Chris	.310	24	87	14	27	5	1	1	16	37	15	1	6	1	0	.404	.425	.829	2	2	0	4	0	0	0	0	15	6	1
# Hicks, Aaron	.237	35	131	21	31	6	2	2	16	47	23	2	35	3	3	.344	.359	.703	3	1	0	2	0	0	0	0	34	0	2
Hidalgo, Anderson	.317	29	101	15	32	8	0	1	13	43	9	0	17	0	0	.369	.426	.795	1	1	0	0	0	1	17	0	0	0	1
Kelly, Paul	.125	3	8	1	1	0	0	0	0	1	2	0	1	1	0	.364	.125	.489	0	0	1	0	0	0	0	3	0	0	0
* Liddle, Steven	.157	23	83	10	13	5	0	0	4	18	6	0	22	0	0	.209	.217	.426	2	3	0	4	0	0	0	0	20	0	1
Pinto, Josmil	.318	6	22	2	7	3	0	0	2	10	2	0	5	0	0	.375	.455	.830	0	0	0	0	0	0	0	0	0	6	0
Rams, Daniel	.302	31	116	11	35	6	2	3	15	54	10	1	37	0	1	.367	.466	.833	0	0	2	3	0	0	0	0	0	24	1
Rohlfing, Daniel	.182	3	11	1	2	0	0	0	1	2	1	0	5	0	0	.250	.182	.432	0	1	0	0	0	0	0	0	0	3	0
# Romero, Nicholas	.244	35	127	9	31	7	1	0	22	40	17	0	21	0	0	.336	.315	.651	3	1	2	3	5	1	20	0	0	0	5
Santana, Ramon	.273	15	55	5	15	5	1	0	10	22	4	0	14	0	0	.322	.400	.722	0	0	0	1	0	0	0	0	14	0	0
* Williams, Reggie	.194	11	36	5	7	0	0	0	3	7	1	0	7	0	0	.205	.194	.400	2	0	0	3	0	5	1	0	0	0	2
Team Total	.265	39	1292	171	343	61	12	12	155	464	148	8	245	17	8	.342	.359	.701	19	18	12	35							36

PITCHERS	W	L	ERA	G	GS	CG	SHO	SV	SVO	IP	H	R	ER	HR	HB	BB	IBB	SO	BK	WP	GO/AO	DP	WHIP	AVG	AB	TBF	SF	GF	HLD
* Albers, Andrew	2	1	2.74	8	2	0	0	0	0	23.0	21	7	7	2	1	4	0	16	0	1	1.94	2	1.09	.253	83	89	0	0	1
* Darnell, Logan	1	0	3.60	1	1	0	0	0	0	5.0	6	3	2	0	0	2	0	2	0	1	12.00	0	1.60	.286	21	23	0	0	0
Garcia, Jhon	2	0	5.31	13	0	0	0	1	2	20.1	25	14	12	3	2	8	0	18	1	1	1.80	1	1.62	.305	82	95	1	2	4
Holbrooks, Kane	1	6	3.50	8	8	0	0	0	0	43.2	47	23	17	4	4	14	0	14	0	2	1.11	4	1.40	.280	168	191	3	0	0
Hunt, Shooter	2	0	5.03	11	0	0	0	0	2	19.2	20	16	11	0	2	17	0	20	0	9	0.73	1	1.88	.274	73	97	3	5	0
* Ibarra, Edgar	0	2	5.67	10	4	0	0	0	0	33.1	41	24	21	5	2	11	0	24	0	1	0.78	4	1.56	.308	133	149	3	1	1
* Martin, Blake	1	0	3.20	11	0	0	0	1	2	19.2	13	7	7	1	0	13	0	13	0	1	1.05	1	1.32	.197	66	82	1	2	3
* Mullins, Ryan	0	2	8.64	4	2	0	0	0	0	8.1	9	9	8	2	1	4	0	5	0	2	2.80	2	1.56	.273	33	38	0	0	0
Munoz, Miguel	1	0	1.59	1	1	0	0	0	0	5.2	2	1	1	0	0	4	0	1	0	1	2.50	1	1.06	.125	16	21	1	0	0
* Osterbrock, Daniel	2	0	2.95	4	3	0	0	0	0	18.1	19	7	6	1	1	2	0	9	0	1	1.14	1	1.15	.253	75	78	0	0	0
Pugh, Bruce	2	2	4.00	13	0	0	0	7	9	18.0	21	10	8	3	0	4	0	25	0	3	0.65	2	1.39	.292	72	78	2	13	0
Schuld, Matt	3	0	4.22	7	6	0	0	0	0	32.0	33	16	15	0	2	10	0	23	1	1	1.29	1	1.34	.264	125	139	1	0	0
Slowey, Kevin	0	0	1.35	2	2	0	0	0	0	6.2	3	1	1	0	0	1	0	4	0	0	1.14	1	0.60	.136	22	23	0	0	0
Stillings, Brad	1	0	5.73	5	5	0	0	0	0	22.0	29	16	14	2	2	9	0	14	0	0	1.08	1	1.73	.333	87	104	2	0	0
Stuifbergen, Tom	0	3	6.32	5	4	0	0	0	0	15.2	25	19	11	2	1	3	0	10	0	0	1.31	2	1.79	.362	69	76	0	0	1
Tippett, Brad	0	0	5.91	4	0	0	0	0	0	10.2	14	7	7	1	0	2	0	7	0	0	0.47	0	1.50	.304	46	48	0	2	0
* Tone, Matthew	1	0	4.98	11	0	0	0	0	0	21.2	18	12	12	1	3	10	0	13	0	4	0.61	2	1.29	.225	80	94	0	1	2
Watts, Dakota	2	1	3.44	13	0	0	0	6	6	18.1	16	7	7	0	0	5	0	14	0	1	3.11	3	1.15	.242	66	72	0	12	0
Wimmers, Alex	0	1	**. **	1	1	0	0	0	0	0.0	0	4	4	0	0	6	0	0	0	3		0			0	6	0	0	0
Team Total	21	18	4.50	39	39	0	0	15	21	342.0	362	203	171	27	21	129	0	232	2	32	1.65	29	1.44	.275	1317	1503	17	38	12

KEY: * - lefthanded hitter/pitcher, # - switch hitter

Choose a highlighted category to sort. NOTE: Rate stats do not use qualifiers.

GI ---GAMES BY POSITION---

BATTERS	AVG	G	AB	R	H	2B	3B	HR	RBI	TB	BB	IBB	SO	SB	CS	OBP	SLG	OPS	SF	SAC	HBP	DP	1B	2B	3B	SS	OF	C	E
* Arcia, Oswaldo	.352	20	71	18	25	8	1	5	18	50	9	0	16	2	2	.420	.704	1.124	1	0	0	1							
Glad, Gunner	.198	24	86	8	17	4	0	2	10	27	7	0	8	1	4	.255	.314	.569	1	1	0	2	0	14	5	0	7	0	5
* Gonzales, Michael	.299	28	97	18	29	1	0	6	23	48	17	0	25	1	0	.398	.495	.893	3	0	1	2	28	0	0	0	0	0	3
Hawkins, Jamaal	.302	21	63	16	19	5	0	1	9	27	11	0	13	7	0	.430	.429	.859	1	0	4	0	0	12	1	7	0	0	3
Knudson, Kyle	.324	10	37	3	12	1	0	1	8	16	0	0	8	0	0	.342	.432	.775	0	0	1	2	0	0	0	0	0	10	0
Leer, Andy	.216	30	102	15	22	4	0	1	11	29	11	0	30	1	2	.317	.284	.601	2	2	5	0	1	0	30	0	0	0	3
* Lin, Wang-Wei	.253	30	95	10	24	4	0	1	11	31	10	0	18	2	2	.336	.326	.663	0	2	2	2	0	0	0	0	30	0	2
* McCallum, Derek	.195	28	82	7	16	4	0	0	9	20	9	0	20	0	1	.284	.244	.528	2	2	2	0	0	12	0	0	13	0	3
* Ortiz, Daniel	.347	35	121	22	42	13	1	7	26	78	9	1	17	2	3	.394	.645	1.039	1	0	1	3	0	0	0	0	28	0	2
Parker, Matt	.273	4	11	0	3	1	0	0	1	4	1	0	2	0	0	.333	.364	.697	0	0	0	0	0	0	0	0	0	4	0
Pinto, Josmil	.250	9	32	4	8	3	0	1	9	14	2	0	10	0	0	.278	.438	.715	2	0	0	1	0	0	0	0	0	9	1
* Ray, Lance	.193	34	119	21	23	5	1	3	11	39	20	0	43	1	0	.314	.328	.642	0	0	1	4	8	0	0	0	26	0	4
* Roberts, Nate	.358	16	53	13	19	3	1	0	7	24	7	0	7	4	0	.507	.453	.960	0	1	9	2	0	0	0	0	7	0	1
# Santana, Daniel	.209	29	115	19	24	5	3	3	10	44	6	0	25	6	3	.254	.383	.637	0	3	1	3	0	0	0	29	0	0	12
Streich, Tobias	.244	15	45	9	11	0	1	1	6	16	6	0	11	0	0	.333	.356	.689	0	0	0	2	0	0	0	0	0	15	1
* Williams, Reggie	.273	4	11	1	3	0	0	0	1	3	1	0	4	0	0	.333	.273	.606	0	0	0	0	0	0	3	0	2	0	1
Team Total	.261	36	1140	184	297	61	8	32	170	470	126	1	257	27	17	.345	.412	.757	13	11	27	24							49

PITCHERS	W	L	ERA	G	GS	CG	SHO	SV	SVO	IP	H	R	ER	HR	HB	BB	IBB	SO	BK	WP	GO/AO	DP	WHIP	AVG	AB	TBF	SF	GF	HLD
* Darnell, Logan	2	2	3.78	6	6	0	0	0	0	33.1	24	17	14	1	3	8	0	24	0	1	1.48	1	0.96	.192	125	136	0	0	0
* Dean, Pat	0	0	6.00	1	1	0	0	0	0	3.0	3	2	2	0	0	2	0	1	0	1	1.67	1	1.67	.273	11	14	0	0	0
* Dempster, Clinton	2	2	2.79	13	0	0	0	2	4	19.1	12	8	6	1	2	6	0	20	0	0	2.90	2	0.93	.174	69	79	1	2	1
* Garcia, Martire	2	1	5.50	12	1	0	0	0	0	18.0	17	14	11	1	1	23	0	19	0	3	2.50	3	2.22	.246	69	95	1	4	2
* Gonzalez, Jose	1	0	2.25	14	0	0	0	3	4	16.0	12	5	4	0	3	8	0	21	1	1	1.00	0	1.25	.197	61	72	0	10	3
Hauser, Matthew	2	0	0.64	13	0	0	0	5	5	14.0	8	1	1	0	1	9	0	20	0	2	1.44	0	1.21	.163	49	60	0	11	1
Hermesen, B.J.	3	4	4.46	7	7	0	0	0	0	40.1	51	29	20	3	0	11	0	27	0	2	1.02	5	1.54	.315	162	178	4	0	0
* Lobanov, Andrei	0	3	6.28	7	6	0	0	0	1	28.2	41	25	20	2	1	12	0	24	0	4	1.00	2	1.85	.318	129	142	0	0	0
* O'Rourke, Ryan	0	0	1.76	11	0	0	0	1	1	15.1	13	3	3	0	1	3	0	13	0	0	0.67	2	1.04	.236	55	60	1	4	1
Salcedo, Adrian	3	1	2.57	7	7	0	0	0	0	42.0	39	18	12	2	3	9	0	32	0	3	1.17	1	1.14	.245	159	174	2	0	0
Soliman, Manuel	1	1	3.98	8	7	0	0	0	0	31.2	31	20	14	5	3	16	0	47	2	4	0.81	1	1.48	.250	124	144	1	0	0
Tonkin, Michael	1	1	6.98	13	1	0	0	0	2	19.1	28	16	15	2	1	9	0	18	0	1	1.50	1	1.91	.333	84	96	0	4	0
Tootle, Ben	0	0	0.00	1	0	0	0	0	0	1.0	0	0	0	0	0	0	0	0	0	0	2.00	0	0.00	.000	3	3	0	0	0
Weller, Blayne	3	1	1.66	12	0	0	0	0	0	21.2	20	7	4	0	0	15	0	17	0	0	1.69	4	1.62	.256	78	95	1	1	0
Team Total	20	16	3.73	36	36	0	2	11	17	303.2	299	165	126	17	19	131	0	283	3	22	1.74	23	1.42	.254	1178	1348	11	36	8

KEY: * - lefthanded hitter/pitcher, # - switch hitter

ORGANIZATION STANDINGS

International League Standings
(As of 05/18/2011 12:39 AM EDT)

International League North

	W	L	PCT	GB	Home	Away	Div	Streak	Last10
Lehigh Valley IronPigs	23	16	.590	-	11-10	12-6	15-12	W2	7-3
Scranton/Wilkes-Barre Yankees	21	16	.568	1.0	6-7	15-9	17-13	L2	4-6
Pawtucket Red Sox	19	18	.514	3.0	9-10	10-8	17-12	W1	4-6
Buffalo Bisons	17	23	.425	6.5	11-11	6-12	13-18	L1	4-6
Rochester Red Wings	15	21	.417	6.5	9-13	6-8	10-14	W1	3-7
Syracuse Chiefs	14	22	.389	7.5	6-9	8-13	9-12	W2	5-5

International League South

	W	L	PCT	GB	Home	Away	Div	Streak	Last10
Durham Bulls	22	16	.579	-	12-6	10-10	11-8	L2	6-4
Gwinnett Braves	20	18	.526	2.0	7-13	13-5	13-5	L1	5-5
Charlotte Knights	17	20	.459	4.5	10-12	7-8	7-10	L1	6-4
Norfolk Tides	14	25	.359	8.5	7-10	7-15	5-13	L2	2-8

International League West

	W	L	PCT	GB	Home	Away	Div	Streak	Last10
Columbus Clippers	26	12	.684	-	11-6	15-6	14-8	W1	4-6
Louisville Bats	23	16	.590	3.5	12-9	11-7	12-6	W1	6-4
Toledo Mud Hens	20	20	.500	7.0	6-12	14-8	7-12	W1	6-4
Indianapolis Indians	16	24	.400	11.0	8-14	8-10	8-15	W1	7-3

Eastern League Standings
 (As of 05/17/2011 10:29 PM EDT)

Eastern League Eastern

	W	L	PCT	GB	Home	Away	Div	Streak	Last10
New Britain Rock Cats	23	13	.639	-	10-6	13-7	13-8	W6	8-2
New Hampshire Fisher Cats	23	14	.622	0.5	12-9	11-5	23-14	W1	7-3
Reading Phillies	22	16	.579	2.0	9-8	13-8	11-11	L1	4-6
Trenton Thunder	20	18	.526	4.0	15-6	5-12	12-8	L1	6-4
Binghamton Mets	13	22	.371	9.5	7-7	6-15	8-15	L2	3-7
Portland Sea Dogs	12	23	.343	10.5	9-7	3-16	12-23	W1	3-7

Eastern League Western

	W	L	PCT	GB	Home	Away	Div	Streak	Last10
Altoona Curve	18	17	.514	-	10-5	8-12	18-17	L1	5-5
Bowie Baysox	19	19	.500	0.5	11-10	8-9	19-19	W1	4-6
Akron Aeros	18	19	.486	1.0	8-9	10-10	11-9	W3	5-5
Erie SeaWolves	17	19	.472	1.5	12-8	5-11	10-14	W2	6-4
Harrisburg Senators	17	19	.472	1.5	9-11	8-8	11-8	L2	3-7
Richmond Flying Squirrels	17	20	.459	2.0	13-8	4-12	10-12	L1	5-5

Florida State League Standings
 (As of 05/17/2011 09:48 PM EDT)

FIRST HALF STANDINGS

Florida State
League North

	W	L	PCT	GB	Home	Away	Div	Streak	Last10
Daytona Cubs	27	12	.692	-	13-6	14-6	23-8	L1	6-4
Clearwater Threshers	25	14	.641	2.0	13-7	12-7	21-10	W1	6-4
Dunedin Blue Jays	21	18	.538	6.0	8-10	13-8	14-17	W3	7-3
Lakeland Flying Tigers	20	19	.513	7.0	9-7	11-12	15-16	W3	6-4
Brevard County Manatees	15	24	.385	12.0	7-15	8-9	10-21	W2	5-5
Tampa Yankees	15	24	.385	12.0	7-13	8-11	10-21	L1	6-4

Florida State
League South

	W	L	PCT	GB	Home	Away	Div	Streak	Last10
St. Lucie Mets	25	14	.641	-	10-10	15-4	21-10	L2	6-4
Fort Myers Miracle	21	18	.538	4.0	10-10	11-8	19-12	W1	3-7
Jupiter Hammerheads	19	20	.487	6.0	8-10	11-10	16-15	L3	4-6
Bradenton Marauders	18	21	.462	7.0	13-7	5-14	15-16	L1	4-6
Palm Beach Cardinals	15	24	.385	10.0	10-11	5-13	11-20	W1	4-6
Charlotte Stone Crabs	13	26	.333	12.0	8-12	5-14	11-20	L3	3-7

Midwest League Standings
 (As of 05/17/2011 10:59 PM EDT)

FIRST HALF STANDINGS

Midwest League
 Eastern

	W	L	PCT	GB	Home	Away	Div	Streak	Last10
Great Lakes Loons	23	14	.622	-	11-8	12-6	23-14	W1	6-4
Lansing Lugnuts	21	16	.568	2.0	8-8	13-8	21-16	L2	4-6
Bowling Green Hot Rods	22	17	.564	2.0	14-6	8-11	22-17	L1	5-5
Dayton Dragons	19	18	.514	4.0	14-5	5-13	19-18	W1	5-5
Lake County Captains	17	19	.472	5.5	9-8	8-11	17-19	W1	3-7
West Michigan Whitecaps	16	20	.444	6.5	10-11	6-9	16-20	W1	7-3
South Bend Silver Hawks	17	22	.436	7.0	8-8	9-14	17-22	W1	5-5
Fort Wayne TinCaps	14	23	.378	9.0	11-10	3-13	14-23	L1	4-6

Midwest League
 Western

	W	L	PCT	GB	Home	Away	Div	Streak	Last10
Burlington Bees	28	9	.757	-	14-2	14-7	28-9	W4	8-2
Beloit Snappers	20	16	.556	7.5	11-7	9-9	20-16	W1	4-6
Cedar Rapids Kernels	20	18	.526	8.5	10-7	10-11	20-18	L8	2-8
Peoria Chiefs	20	18	.526	8.5	11-6	9-12	20-18	L1	6-4
Quad Cities River Bandits	20	18	.526	8.5	8-10	12-8	20-18	W3	7-3
Wisconsin Timber Rattlers	18	17	.514	9.0	10-10	8-7	18-17	L2	7-3
Kane County Cougars	14	25	.359	15.0	9-13	5-12	14-25	W1	5-5
Clinton LumberKings	10	29	.256	19.0	5-17	5-12	10-29	L1	1-9

MINOR LEAGUE CLIPS

Rochester Red Wings snap losing skid with come-from-behind victory

Rochester Democrat and Chronicle-5/18/11

Rene Tosoni was 3-for-5 and Jason Repko was 2-for-5 to lead the Rochester Red Wings to a 7-6 come-from-behind victory over Gwinnett on Tuesday at Coolray Field.

Trailing 5-4 entering the top of the seventh, Rochester (15-21), which snapped a five-game losing streak, scored two runs in the the seventh and added a run in the eighth to take a 7-5 lead.

Gwinnett (20-18) came back and added a run in the ninth inning after Matt Young doubled to left field, scoring Jordan Schafer with two outs.

Gwinnett scored five runs in the bottom of the fifth inning to take a 5-4 lead. Shawn Bowman hit his fourth home run of the season to center field and later in the inning Jose Constanza scored on a Matt Young ground out.

Gwinnett's Mauro Gomez hit his 14th double of the season to left field, scoring Jordan Schafer from third. Rochester then had a pitching change with Carlos Gutierrez replacing Eric Hacker. Wilkin Castillo singled on a line drive to center field scoring Gomez from second.

The Red Wings scored two runs in the top of the first inning. Ray Chang scored the first run on a bases-loaded walk with one out. Rochester then added another run on a Dustin Martin ground out to second base, scoring Rene Tesoni with two outs.

Rochester extended its lead to 4-0 with two runs in the top of the second. Tosoni's single on a ground ball to second scored Danny Lehmann and Repko.

Gutierrez picked up his second win of the season, giving up two hits with three strikeouts in 22/3 innings.

Rochester continues its series with Gwinnett today with a 10:35 a.m. game at Coolray Field. Right-hander Kyle Gibson pitches against right-hander Todd Redmond.

Four-Run 8th Lifts Rock Cats

Hartford Courant-5/18/11

Steve Hirschfeld pitched seven strong innings to lead the New Britain Rock Cats to a 4-1 Eastern League victory over the Harrisburg Senators Tuesday night.

Hirschfeld (3-0, 1.94 ERA) got the win after a four-run eighth. Trailing 1-0, the Rock Cats tied it when Yangervis Solarte scored on a fielder's choice. Steve Singleton drove in Deibinson Romero with the go-ahead run, and Chris Herrmann followed with a two-run single.

The Rock Cats improved to a league-best 23-13, while the Senators dropped to 17-19.

Harrisburg scored in the fourth on a two-out double by Derek Norris.

Hirschfeld, a righthander allowed six hits and struck out seven. Cole DeVries worked the final two innings for his ninth save. He gave up two hits and struck out two.

Miracle salvage split with Cubs

Cape Coral Daily Breeze-5/18/11

DAYTONA BEACH - After taking an early 6-1 lead, the Fort Myers Miracle weathered a late rally and held on for a 6-5 victory Tuesday over the Daytona Cubs.

The win gives the Miracle a split of the four-game road series, winning the first and last games of the series against the team with the best record in the Florida State League.

The Cubs (27-12) lead the North Division standings by two games over the Clearwater Threshers. The Miracle (21-18) remain second in the South Division standings, four games behind the St. Lucie Mets.

Leading 6-4 in the ninth, Miracle reliever Bruce Pugh gave up a leadoff home run to Rubi Silva, cutting the lead to one run, but retired the next three hitters in order, two on strikeouts, for his team-leading seventh save of the year. Pugh leads the Miracle staff with 25 strikeouts in 18 innings.

The Miracle rocked Cubs starter Jeff Lorick (2-1), who lasted just four innings for his first loss of the year. The Miracle scored all of their runs against him with three runs each in the third and fourth innings.

Trailing 1-0 in the third, Miracle Anderson Hidalgo and Ramon Santana hit back-to-back doubles, and Aaron Hicks smoked a line-drive home run over the left field wall to put the Miracle up 3-1.

In the fourth, Santana provided the power with a two-run double and Jhon Goncalves snapped an 0-for-12 streak at the plate with an RBI single.

Santana (3-for-4) led the Miracle by adding a third double in the eighth inning to finish with 3 RBI. The Miracle had seven extra-base hits in the game, six of those doubles. Hidalgo had two doubles, but was thrown out at third in the eighth trying to stretch it into a triple.

Making his Miracle debut, starter Logan Darnell (1-0) allowed three runs (two earned) on six hits in five innings for the win. The left-hander, who was called up last week from Low-A Beloit, coaxed 12 groundouts of the 15 outs he recorded. He struck out two and had just one flyout.

Darnell gave up an unearned run in the first inning, and then cruised through the middle innings until running into trouble in the fifth, giving up two runs. He worked out of a jam to minimize the damage.

With the bases loaded with one out, Evan Crawford's RBI single cut the Miracle lead to four. Justin Boar, the Cubs' leading RBI man, then grounded out to first baseman Nate Hanson on a fielder's choice - with one run scoring from third. With runners at second and third Darnell got out of a jam by getting Michael Brenly to fly out to shallow right.

The Cubs added a run in the seventh off reliever Jhon Garcia, but lefty Matt Tone came in and finished the inning with a strikeout, then retired the Cubs in order in the eighth.

The Miracle return to Hammond Stadium to open a four-game series Wednesday with the Brevard County Manatees, their first meeting of the season. Right-hander Tom Stuijbergen will start for the Miracle.

Snappers' Soliman fans season-high 11

Twins prospect tosses six shutout innings, earns first victory

Robert Emrich, MLB.com-5/17/11

Calling Tuesday night's outing the best at Class A for Manuel Soliman would not be an exaggeration.

Soliman recorded a season-high 11 strikeouts and allowed two hits over six innings as the Beloit Snappers cruised to a 7-0 blanking of the Wisconsin Timber Rattlers.

Signed by the Twins as a non-drafted third baseman in March 2007, Soliman got off to a rough start. He walked leadoff batter Nick Shaw and committed a throwing error two batters later. But he struck out Chris Dennis and retired Michael Walker on a groundout to end the opening inning.

"It was a big jam to get out of," Snappers pitching coach Gary Lucas said. "I think it's a credit to him that he kept his cool. He was still establishing his change mix and he didn't try to overpower everyone."

Soliman (1-1) did not allow a hit until Franklin Romero singled with one out in the fourth. The 21-year-old right-hander struggled with his command, walking three and hitting a batter. But he retired the last four batters he faced, striking out three and exiting after throwing 106 pitches.

"It was a situation where I think he needed to throw more fastballs than he had been," Lucas said. "I think like with all young pitchers it takes a little while to develop a pitching head."

"He throws a changeup and he threw more changeups than sliders tonight, which was nice to see. He established a fastball-changeup mix and because he used it so much his fastball sat around 90 mph tonight. I think he topped out at 94. He's a strong kid, so it was nice to see. It certainly was his best outing."

Soliman was roughed up in his last outing, surrendering eight runs -- two earned -- on seven hits over 3 2/3 innings on May 11 against Kane County. On Tuesday, he lowered his ERA to 3.98 in his longest start of the season. The native of the Dominican Republic moved into second place in the Midwest League with 47 strikeouts. He fanned a career-best 13 for Rookie-level Elizabethton last July 27.

After going 5-2 with a 3.48 ERA in the Appalachian League, Soliman is making the jump to the full-season Midwest League. Keeping him fresh is the mission of the Twins organization.

"I think it's a credit to Eric Rasmussen, our pitching coordinator," Lucas said. "He has set work limits and loads for everyone, and Manuel is no exception to that. I think if we can get 120-130 innings out of him, 18-20 starts, that would be pretty good. We can even put him in the bullpen after that. That would be plenty for a first full season."

Nate Roberts tripled, singled and scored three times, while Lance Ray delivered a two-run triple for Beloit. Michael Gonzalez and Daniel Ortiz contributed two RBIs apiece.