







**Minnesota Twins Minor League Report
May 19, 2011**

Team	Level	Record	Yesterday's Scores	Streak/Last 10
 Rochester Red Wings	Triple-A	15-22; 7.5 GB 5 th place in Intl. League North	L, 4-0 vs. Gwinnett	L1, 3-7
 New Britain Rock Cats	Double-A	23-13; - - GB 1 st in East. League Eastern	DNP	W6, 8-2
 Fort Myers Miracle	High-A	22-18; 3.0 GB 2 nd in Fla. State League South	W, 6-5 vs. Brevard County	W2, 4-6
 Beloit Snappers	Low-A	21-17; 7.0 GB 2 nd in Midwest League	L, 1-0 vs. Wisconsin; W, 4-2 vs. Wisconsin	W1, 5-5
 Elizabethton Twins	Rookie	N/A	No Game	N/A
 GCL Twins	Rookie	N/A	No Game	N/A
 DSL Twins	DSL	N/A	No Game	N/A

Table of Contents

-  Yesterday's Box Scores **Pg. 2**
-  Team Statistics **Pg. 6**
-  Season Standings **Pg. 10**
-  Minor League Clips **Pg. 14**

YESTERDAYS BOX SCORES

Florida State League - Yesterday's Boxscores

Gwinnett Braves (21-18) 4, Rochester Red Wings (15-22) 0
May 18, 2011

	1	2	3	4	5	6	7	8	9	R	H	E
Rochester	0	0	0	0	0	0	0	0	0	0	3	1
Gwinnett	0	0	0	0	2	2	0	0	x	4	10	0

Rochester	AB	R	H	RBI	BB	SO	LOB	AVG	Gwinnett	AB	R	H	RBI	BB	SO	LOB	AVG
Repko, CF	4	0	0	0	0	2	1	.222	Constanza, DH	3	0	1	1	1	1	0	.297
Chang, SS	4	0	0	0	0	0	0	.255	Schafer, CF	3	0	1	1	0	0	0	.264
Tosoni, RF	3	0	1	0	0	0	0	.289	Young, LF	4	0	0	0	0	0	3	.259
Bates, 1B	3	0	1	0	0	0	1	.360	Gomez, M, 1B	3	1	1	0	1	1	1	.349
Dinkelman, DH	3	0	0	0	0	0	1	.285	Gartrell, RF	4	1	3	0	0	1	0	.257
Martin, D, LF	3	0	0	0	0	0	0	.228	Hicks, SS	3	0	1	0	0	2	4	.159
Lambin, 3B	3	0	0	0	0	1	0	.211	Lucas, 2B	4	0	1	2	0	1	3	.211
Gardenhire, 2B	3	0	0	0	0	0	0	.246	Nelson, 3B	4	1	1	0	0	1	2	.254
Lehmann, C	3	0	1	0	0	1	0	.239	McGill, C	3	1	1	0	0	1	1	.267
Gibson, P	0	0	0	0	0	0	0	.000	Redmond, T, P	0	0	0	0	0	0	0	.000
Hoey, P	0	0	0	0	0	0	0	.000	Totals	31	4	10	4	2	8	14	.255
James, P	0	0	0	0	0	0	0	.000									
Totals	29	0	3	0	0	4	3	.245									

BATTING

TB: Tosoni; Bates; Lehmann.

Team LOB: 2.

FIELDING

E: Gardenhire (3, fielding).

Outfield assists: Tosoni (Gartrell at 1st base).

DP: 2 (Tosoni-Bates, Chang-Gardenhire-Bates).

BATTING

2B: Gartrell (9, Gibson), McGill (1, Gibson), Lucas (5, Gibson), Hicks (2, James).

TB: Constanza; Schafer; Gomez, M; Gartrell 4; Hicks 2; Lucas 2; Nelson; McGill 2.

RBI: Constanza (11), Schafer (20), Lucas 2 (12).

Runners left in scoring position, 2 out: Hicks 2; Young; McGill; Gomez, M; Nelson.

SAC: Hicks.

SF: Schafer.

GIDP: Young.

Team RISP: 2-for-12.

Team LOB: 7.

FIELDING

Outfield assists: Young (Lehmann at 1st base).

DP: (Young-Hicks).

Rochester	IP	H	R	ER	BB	SO	HR	ERA	Gwinnett	IP	H	R	ER	BB	SO	HR	ERA
Gibson (L, 1-3)	5.1	8	4	3	1	4	0	4.25	Redmond, T (W, 2-4)	9.0	3	0	0	0	4	0	2.59
Hoey	1.2	1	0	0	1	1	0	2.16	Totals	9.0	3	0	0	0	4	0	2.97
James	1.0	1	0	0	0	3	0	1.90									
Totals	8.0	10	4	3	2	8	0	4.26									

Pitches-strikes: Gibson 85-57, Hoey 22-12, James 18-13, Redmond, T 111-76.

Groundouts-flyouts: Gibson 5-5, Hoey 2-1, James 0-0, Redmond, T 8-10.

Batters faced: Gibson 25, Hoey 6, James 4, Redmond, T 29.

Inherited runners-scored: Hoey 1-0.

Umpires: HP: Gerard Ascani. 1B: Alan Porter. 2B: . 3B: Toby Basner.

Weather: 58 degrees, sunny.

Wind: 9 mph, Out to CF.

T: 2:10.

Att: 2,884.

Compiled by MLB Advanced Media

Fort Myers Miracle (22-18) 6, Brevard County Manatees (15-25) 5
May 18, 2011

	1	2	3	4	5	6	7	8	9	R	H	E
Brevard County	0	3	2	0	0	0	0	0	0	5	11	0
Fort Myers	3	0	0	0	0	2	0	1	x	6	10	1

	AB	R	H	RBI	BB	SO	LOB	AVG		AB	R	H	RBI	BB	SO	LOB	AVG	
Brevard County									Fort Myers									
Gennett, 2B	5	0	1	0	0	0	2	.310	Hicks, CF	4	2	2	0	1	1	3	.244	
Schafer, CF	4	1	1	0	1	1	1	.250	Beresford, 2B	3	1	0	0	1	0	5	.319	
Davis, Ke, LF	5	0	1	0	0	2	2	.264	Dozier, SS	4	1	3	1	1	1	0	.307	
Morris, 1B	5	2	2	1	0	1	3	.321	Romero, N, DH	2	0	0	1	3	0	3	.240	
Davis, Kh, DH	3	1	1	1	2	1	1	.318	Hanson, 1B	3	0	0	2	1	0	2	.239	
Richardson, RF	3	1	2	3	1	0	1	.272	Rams, C	5	0	0	0	0	2	8	.289	
Vucinich, SS	4	0	0	0	0	2	3	.226	Hidalgo, An, 3B	3	1	1	1	1	0	2	.317	
McCraw, C	4	0	1	0	0	2	2	.250	Santana, R, LF	3	1	1	0	1	0	2	.276	
Brownstein, 3B	3	0	2	0	1	0	2	.287	Liddle, RF	4	0	3	1	0	1	2	.184	
Lasker, P	0	0	0	0	0	0	0	.000	Stuifbergen, T, P	0	0	0	0	0	0	0	.000	
Anundsen, P	0	0	0	0	0	0	0	.000	Albers, P	0	0	0	0	0	0	0	.000	
Watten, P	0	0	0	0	0	0	0	.000	Martin, B, P	0	0	0	0	0	0	0	.000	
Totals	36	5	11	5	5	9	17	.274	Totals	31	6	10	6	9	5	27	.267	

BATTING

2B: Morris (15, Stuifbergen, T).
 HR: Richardson (2, 2nd inning off Stuifbergen, T, 2 on, 0 out).
 TB: Gennett; Schafer; Davis, Ke; Morris 3; Davis, Kh; Richardson 5; McCraw; Brownstein 2.
 RBI: Richardson 3 (16), Morris (23), Davis, Kh (35).
Runners left in scoring position, 2 out: McCraw 2; Morris; Brownstein; Davis, Kh.
Team RISP: 5-for-12.
Team LOB: 9.

BASERUNNING

SB: Brownstein (5, 2nd base off Stuifbergen, T/Rams).
 CS: Davis, Kh (4, 2nd base by Martin, B/Rams).
 PO: Davis, Kh (1st base by Martin, B).

FIELDING

DP: 2 (Gennett-Vucinich-Morris, Brownstein-McCraw-Morris).

BATTING

2B: Hicks (7, Anundsen), Dozier 2 (9, Anundsen, Watten).
 TB: Hicks 3; Dozier 5; Hidalgo, An; Santana, R; Liddle 3.
 RBI: Romero, N (23), Hanson 2 (21), Hidalgo, An (14), Liddle (5), Dozier (11).
2-out RBI: Dozier.
Runners left in scoring position, 2 out: Santana, R; Rams 2; Beresford 2; Romero, N; Liddle.
SAC: Beresford.
GIDP: Beresford; Rams.
Team RISP: 3-for-16.
Team LOB: 12.

BASERUNNING

SB: Hicks (4, 2nd base off Lasker/McCraw).

FIELDING

E: Liddle (2, fielding).
Outfield assists: Santana, R (Brownstein at home).
Pickoffs: Martin, B (Davis, Kh at 1st base).

	IP	H	R	ER	BB	SO	HR	ERA		IP	H	R	ER	BB	SO	HR	ERA	
Brevard County									Fort Myers									
Lasker	0.0	0	3	3	5	0	0	7.58	Stuifbergen, T	3.0	8	5	5	1	3	1	7.71	
Anundsen	5.0	4	0	0	1	3	0	8.10	Albers	3.0	3	0	0	1	1	0	2.42	
Watten (BS, 2)(L, 1-3)	3.0	6	3	3	3	2	0	9.77	Martin, B (W, 2-0)	2.2	0	0	0	3	4	0	2.82	
Totals	8.0	10	6	6	9	5	0	4.80	Watts, D (S, 7)	0.1	0	0	0	0	1	0	3.38	
									Totals	9.0	11	5	5	5	9	1	4.51	

Lasker pitched to 5 batters in the 1st.

WP: Anundsen, Watten, Martin, B.
 Balk: Stuifbergen, T.
 IBB: Romero, N (by Watten).
 HBP: Hanson (by Watten).
Groundouts-flyouts: Lasker 0-0, Anundsen 5-5, Watten 6-0, Stuifbergen, T 3-1, Albers 7-1, Martin, B 1-1, Watts, D 0-0.
Batters faced: Lasker 5, Anundsen 19, Watten 18, Stuifbergen, T 17, Albers 13, Martin, B 10, Watts, D 1.
Inherited runners-scored: Anundsen 3-1, Watts, D 1-0.
Umpires: HP: Brian DeBrauwere. 1B: Jose Rivera. 2B: . 3B: .
Weather: 81 degrees, clear.
Wind: 6 mph, L to R.
T: 3:10.
Att: 4,593.

Compiled by MLB Advanced Media

Wisconsin Timber Rattlers (19-17) 1, Beloit Snappers (20-17) 0
May 18, 2011

	1	2	3	4	5	6	7	8	9	R	H	E
Beloit	0	0	0	0	0	0	0	x	x	0	5	0
Wisconsin	0	1	0	0	0	0	x	x	x	1	2	0

Beloit	AB	R	H	RBI	BB	SO	LOB	AVG	Wisconsin	AB	R	H	RBI	BB	SO	LOB	AVG
Lin, CF	2	0	0	0	2	0	0	.247	Shaw, N, 2B	2	0	0	0	1	0	0	.184
Hawkins, 2B	3	0	1	0	0	0	3	.303	Mittelstaedt, LF	3	0	1	0	0	0	1	.224
Roberts, N, DH	3	0	1	0	0	0	2	.357	Hawn, 1B	2	0	0	0	1	0	1	.273
Gonzales, M, 1B	1	0	0	0	2	1	0	.296	Dennis, DH	3	1	1	1	0	0	1	.304
Ortiz, D, LF	3	0	0	0	0	0	4	.339	Walker, 3B	2	0	0	0	0	0	0	.279
Ray, RF	3	0	0	0	0	0	0	.189	Pechek, C	2	0	0	0	0	0	0	.290
Leer, 3B	3	0	1	0	0	0	0	.219	Garvey, RF	2	0	0	0	0	0	0	.182
Streich, C	2	0	0	0	0	1	1	.234	Rivera, SS	2	0	0	0	0	1	0	.160
a-McCallum, PH	1	0	1	0	0	0	0	.205	Keen, CF	2	0	0	0	0	0	1	.248
Santana, Da, SS	3	0	1	0	0	1	1	.212	Ross, P	0	0	0	0	0	0	0	.000
Hermesen, P	0	0	0	0	0	0	0	.000	Keeling, T, P	0	0	0	0	0	0	0	.000
Totals	24	0	5	0	4	3	11	.259	Holle, P	0	0	0	0	0	0	0	.000
									Totals	20	1	2	1	2	1	4	.241

a-Singled for Streich in the 7th.

BATTING

2B: Leer (5, Ross).

TB: Hawkins; Roberts, N; Leer 2; McCallum; Santana, Da.

Runners left in scoring position, 2 out: Ortiz, D 2; Santana, Da; Hawkins 2.

SAC: Hawkins.

Team RISP: 0-for-6.

Team LOB: 8.

BATTING

HR: Dennis (3, 2nd inning off Hermesen, 0 on, 0 out).

TB: Mittelstaedt; Dennis 4.

RBI: Dennis (11).

Team LOB: 3.

BASERUNNING

SB: Hawkins (8, 2nd base off Ross/Pechek).

FIELDING

DP: (Santana, Da-Gonzales, M).

Beloit	IP	H	R	ER	BB	SO	HR	ERA	Wisconsin	IP	H	R	ER	BB	SO	HR	ERA
Hermesen (L, 3-5)	6.0	2	1	1	2	1	1	4.08	Ross (W, 5-1)	5.2	3	0	0	3	3	0	1.64
Totals	6.0	2	1	1	2	1	1	3.69	Keeling, T (H, 1)	0.1	0	0	0	0	0	0	2.45
									Holle (S, 9)	1.0	2	0	0	1	0	0	3.86
									Totals	7.0	5	0	0	4	3	0	3.85

WP: Hermesen.

Groundouts-flyouts: Hermesen 10-5, Ross 9-4, Keeling, T 1-0, Holle 1-2.

Batters faced: Hermesen 22, Ross 22, Keeling, T 1, Holle 6.

Inherited runners-scored: Keeling, T 2-0.

Umpires: HP: Garrett Patterson. 1B: AJ Rogers. 2B: . 3B: .

Weather: 48 degrees, cloudy.

Wind: 12 mph, In from LF.

T: 1:43

Beloit Snappers (21-17) 4, Wisconsin Timber Rattlers (19-18) 2
 May 18, 2011

	1	2	3	4	5	6	7	8	9	R	H	E
Beloit	2	0	0	0	0	0	0	2	x	4	6	3
Wisconsin	0	0	1	1	0	0	0	0	x	2	8	1

Beloit	AB	R	H	RBI	BB	SO	LOB	AVG	Wisconsin	AB	R	H	RBI	BB	SO	LOB	AVG
Lin, CF	3	2	1	0	0	0	1	.250	Shaw, N, 2B	4	1	1	0	0	0	1	.186
Hawkins, SS	4	0	2	0	0	2	1	.314	Keen, CF	4	0	4	0	0	0	0	.272
Roberts, N, DH	1	1	0	0	1	0	1	.351	Hawn, 1B	2	0	1	0	1	0	1	.276
a-Leer, PH-DH	1	0	0	1	1	1	0	.217	Walker, DH	2	0	0	1	2	1	2	.274
Gonzales, M, 1B	4	0	2	2	0	0	1	.304	Dennis, LF	4	0	0	0	0	0	6	.280
Ortiz, D, LF	3	0	0	0	1	0	2	.331	Romero, F, RF	4	1	0	0	0	0	4	.291
Ray, RF	4	0	0	0	0	1	4	.183	Hopkins, 3B	4	0	0	0	0	3	2	.220
Glad, 3B	3	0	0	0	0	2	0	.191	Roberts, T, C	3	0	2	1	0	1	0	.205
Parker, M, C	3	0	0	0	0	1	0	.214	Rivera, SS	4	0	0	0	0	2	4	.138
McCallum, 2B	2	1	1	0	0	1	0	.212	Britt, P	0	0	0	0	0	0	0	.000
O'Rourke, P	0	0	0	0	0	0	0	.000	Keeling, T, P	0	0	0	0	0	0	0	.000
Weller, P	0	0	0	0	0	0	0	.000	Marzec, P	0	0	0	0	0	0	0	.000
Hauser, P	0	0	0	0	0	0	0	.000	Totals	31	2	8	2	3	7	20	.241
Gonzalez, J, P	0	0	0	0	0	0	0	.000									
Totals	28	4	6	3	3	8	10	.258									

a-Struck out for Roberts, N in the 6th.

BATTING

2B: Hawkins (6, Britt).

TB: Lin; Hawkins 3; Gonzales, M 2; McCallum.

RBI: Gonzales, M 2 (25), Leer (12).

Runners left in scoring position, 2 out: Ray; Ortiz, D.

GIDP: Ray.

Team RISP: 3-for-9.

Team LOB: 5.

FIELDING

E: Hawkins (4, fielding), Gonzales, M 2 (5, fielding, fielding).

DP: (Parker, M-McCallum-Gonzales, M-Hawkins).

BATTING

2B: Keen (6, O'Rourke).

TB: Shaw, N; Keen 5; Hawn; Roberts, T 2.

RBI: Walker (26), Roberts, T (14).

Runners left in scoring position, 2 out: Dennis 2; Rivera; Romero, F 2.

SAC: Hawn.

Team RISP: 1-for-8.

Team LOB: 10.

BASERUNNING

SB: Keen (14, 2nd base off Hauser/Parker, M).

CS: Hawn (2, 2nd base by Weller/Parker, M).

FIELDING

E: Keen (2, fielding).

Outfield assists: Keen (Hawkins at home).

DP: (Hawn-Roberts, T-Hawn).

Beloit	IP	H	R	ER	BB	SO	HR	ERA	Wisconsin	IP	H	R	ER	BB	SO	HR	ERA
O'Rourke	3.0	4	1	1	1	1	0	1.96	Britt	7.0	4	2	1	1	8	0	5.21
Weller	2.2	3	1	0	0	2	0	1.48	Keeling, T (L, 1-1)	0.0	0	2	2	0	0	0	4.09
Hauser (W, 3-0)	1.1	1	0	0	2	1	0	0.59	Marzec	1.0	2	0	0	2	0	0	1.26
Gonzalez, J (S, 4)	1.0	0	0	0	0	3	0	2.12	Totals	8.0	6	4	3	3	8	0	3.84
Totals	8.0	8	2	1	3	7	0	3.63									

Keeling, T pitched to 2 batters in the 8th.

IBB: Ortiz, D (by Marzec).

HBP: Roberts, T (by Weller), McCallum (by Keeling, T), Lin (by Keeling, T).

Groundouts-flyouts: O'Rourke 6-1, Weller 6-0, Hauser 1-1, Gonzalez, J 0-0, Britt 5-4, Keeling, T 0-0, Marzec 1-0.

Batters faced: O'Rourke 14, Weller 12, Hauser 7, Gonzalez, J 3, Britt 26, Keeling, T 2, Marzec 5.

Inherited runners-scored: Hauser 2-0, Marzec 2-2.

Umpires: HP: AJ Rogers. 1B: Garrett Patterson. 2B: . 3B: .

Weather: 59 degrees, cloudy.

Wind: 17 mph, In from CF.

T: 2:28.

Att: 3,553.

Compiled by MLB Advanced Media

ORGANIZATION STATS

Copyright 2011 by Major League Baseball Advanced Media.

Rochester Red Wings

Individual Statistics As of: 05/18/2011 01:08 PM

W-L Record: 15-22

Choose a highlighted category to sort. NOTE: Rate stats do not use qualifiers.

BATTERS	AVG	G	AB	R	H	2B	3B	HR	RBI	TB	BB	IBB	SO	SB	CS	OBP	SLG	OPS	SF	SAC	HBP	DP	GI --GAMES BY POSITION--							
																							1B	2B	3B	SS	OF	C	E	
Bailey, Jeff	.209	35	115	16	24	3	1	2	10	35	26	0	28	3	0	.370	.304	.674	1	0	4	0	32	0	0	0	0	0		
Bates, Aaron	.360	8	25	5	9	4	0	1	3	16	5	0	4	0	0	.484	.640	1.124	0	0	1	0	3	0	0	0	0	0		
Brown, Matthew	.215	28	107	11	23	6	1	3	8	40	10	0	33	1	1	.288	.374	.662	0	0	1	4	2	1	23	0	1	0	4	
Chang, Ray	.255	13	51	4	13	2	0	0	5	15	6	1	8	0	0	.328	.294	.622	1	3	0	1	0	0	0	13	0	0		
* Dinkelman, Brian	.285	37	137	15	39	9	1	0	5	50	19	3	27	4	0	.384	.365	.749	0	0	3	2	0	14	0	0	17	0	0	
Gardenhire, Toby	.246	20	57	4	14	3	0	2	8	23	4	0	8	0	1	.295	.404	.699	0	3	0	3	0	11	1	3	5	0	3	
Holm, Steve	.200	10	30	2	6	1	0	0	3	7	7	0	6	0	0	.359	.233	.592	1	1	1	0	0	0	0	0	0	10	0	
# Lambin, Chase	.211	35	123	14	26	6	1	1	6	37	13	1	31	0	1	.292	.301	.593	0	0	1	5	0	0	14	8	4	0	6	
Lehmann, Danny	.239	14	46	7	11	1	0	1	4	15	4	0	9	0	0	.300	.326	.626	0	1	0	0	0	0	0	0	0	14	1	
* Martin, Dustin	.228	35	123	12	28	3	1	2	19	39	17	0	26	3	4	.317	.317	.634	4	0	1	4	0	0	0	0	27	0	0	
Plouffe, Trevor	.282	21	78	11	22	4	1	6	13	46	8	0	17	2	1	.344	.590	.934	3	1	1	0	0	8	0	14	0	0	2	
Repko, Jason	.222	2	9	2	2	0	0	1	1	5	0	0	4	0	0	.222	.556	.778	0	0	0	0	0	0	0	0	2	0	1	
* Revere, Ben	.293	23	92	10	27	2	0	5	29	5	0	8	7	2	.330	.315	.645	0	2	0	4	0	0	0	0	0	22	0	2	
Rivera, Rene	.200	13	45	1	9	3	0	1	6	15	2	0	10	0	0	.250	.333	.583	0	0	1	3	0	0	0	0	0	13	1	
* Roberts, Brandon	.189	16	53	4	10	1	0	0	1	11	1	0	11	4	2	.232	.208	.440	0	0	2	0	0	0	0	0	0	13	0	0
* Singleton, Steve	.250	8	32	5	8	1	0	2	7	15	2	0	8	0	1	.314	.469	.783	0	0	1	0	0	7	0	0	0	0	2	
* Tosoni, Rene	.289	24	90	10	26	7	0	3	17	42	5	0	15	2	0	.323	.467	.790	1	0	0	3	0	0	0	0	22	0	0	
Team Total	.245	37	1213	133	297	56	6	25	121	440	134	5	253	26	13	.326	.363	.689	11	11	17	29							24	

PITCHERS	W	L	ERA	G	GS	CG	SHO	SV	SVO	IP	H	R	ER	HR	HB	BB	IBB	SO	BK	WP	GO/AO	DP	WHIP	AVG	AB	TBF	SF	GF	HLD
Baldwin, Andrew	2	3	6.68	6	6	1	0	0	0	32.1	38	24	24	8	0	9	0	23	0	0	0.43	1	1.45	.288	132	143	2	0	0
Bazardo, Yorman	0	1	4.71	9	3	0	0	0	0	21.0	21	11	11	3	5	8	0	17	1	1	1.05	5	1.38	.266	79	92	0	1	1
Burnett, Alex	0	0	7.36	4	0	0	0	1	1	3.2	5	3	3	1	0	1	0	3	0	0	1.33	1	1.64	.333	15	16	0	3	0
* Diamond, Scott	1	3	5.03	7	7	0	0	0	0	34.0	38	21	19	3	0	14	0	26	1	0	1.74	2	1.53	.284	134	152	3	0	0
* Dumatrait, Phil	0	1	1.15	15	0	0	0	4	6	15.2	10	4	2	1	1	11	1	12	0	0	2.09	3	1.34	.179	56	68	0	8	2
Gibson, Kyle	1	3	4.25	8	8	0	0	0	0	42.1	42	21	20	6	0	8	0	41	0	1	1.53	0	1.18	.251	167	177	1	0	0
Gutierrez, Carlos	2	2	2.45	15	0	0	0	0	0	25.2	19	13	7	0	0	12	1	18	0	2	2.93	2	1.21	.202	94	108	1	4	1
Hacker, Eric	1	1	3.49	6	5	0	0	0	0	28.1	20	12	11	3	1	8	0	21	0	5	0.91	1	0.99	.194	103	113	0	0	0
Hoey, Jim	1	0	2.16	5	0	0	0	0	1	8.1	6	2	2	1	1	2	0	9	0	1	0.75	2	0.96	.207	29	32	0	1	0
* Hughes, Dusty	0	0	5.06	5	0	0	0	0	0	5.1	6	3	3	0	0	1	0	5	0	0	1.20	0	1.31	.273	22	23	0	1	1
* James, Chuck	1	1	1.90	16	0	0	0	0	1	23.2	16	5	5	2	0	8	1	33	0	3	0.48	0	1.01	.180	89	97	0	6	1
Manship, Jeff	1	2	6.23	7	2	0	0	0	0	17.1	22	12	12	4	0	2	0	14	0	1	1.31	1	1.38	.301	73	75	0	1	0
Slama, Anthony	2	1	3.86	11	0	0	0	0	2	16.1	14	9	7	1	3	10	3	15	0	2	0.79	0	1.47	.230	61	76	0	2	4
Swarzak, Anthony	2	1	3.90	6	6	1	0	0	0	32.1	35	14	14	3	0	7	0	25	0	0	0.53	1	1.30	.267	131	139	0	0	0
Waldrop, Kyle	1	3	6.52	15	0	0	0	1	1	19.1	28	16	14	3	2	8	1	10	0	1	2.07	3	1.86	.350	80	91	1	8	1
Team Total	15	22	4.26	37	37	2	1	6	12	325.2	320	170	154	39	13	109	7	272	2	17	1.50	22	1.32	.253	1265	1402	8	35	11

KEY: * - lefthanded hitter/pitcher, # - switch hitter

Choose a highlighted category to sort. NOTE: Rate stats do not use qualifiers.

		GI ---GAMES BY POSITION---																												
BATTERS		AVG	G	AB	R	H	2B	3B	HR	RBI	TB	BB	IBB	SO	SB	CS	OBP	SLG	OPS	SF	SAC	HBP	DP	1B	2B	3B	SS	OF	C	E
Benson, Joe		.255	36	137	25	35	10	1	4	18	59	15	1	39	5	2	.342	.431	.773	0	0	3	7	0	0	0	0	33	0	0
Bigley, Evan		.311	35	122	14	38	10	3	1	21	57	8	0	23	3	2	.361	.467	.828	1	1	2	1	0	0	0	0	32	0	2
Cates, Chris		.196	16	46	6	9	1	0	0	1	10	3	0	3	0	1	.240	.217	.457	1	0	0	1	0	0	1	15	0	0	5
Chang, Ray		.270	23	89	10	24	9	0	1	22	36	5	1	14	1	1	.320	.404	.724	1	0	2	1	0	1	20	0	1	0	3
de San Miguel, Allan		.190	13	42	5	8	2	0	0	2	10	3	0	15	0	0	.244	.238	.483	0	1	0	1	0	0	0	0	0	13	1
Dolenc, Mark		.227	33	97	3	22	2	1	0	14	26	11	0	34	6	4	.304	.268	.572	3	1	1	2	0	0	0	0	31	0	2
* Herrmann, Chris		.308	13	52	11	16	3	1	2	12	27	5	0	8	0	1	.368	.519	.888	0	0	0	0	0	0	0	0	6	5	0
# Hollimon, Mike		.165	27	103	18	17	1	0	3	10	27	16	0	32	4	1	.277	.262	.539	0	0	0	0	0	2	0	19	0	0	6
Lehmann, Danny		.462	4	13	4	6	1	0	0	1	7	1	0	2	0	0	.500	.538	1.038	0	1	0	1	0	0	0	0	0	4	1
* Parmelee, Chris		.324	36	139	27	45	11	1	3	24	67	15	0	24	0	0	.395	.482	.877	1	0	2	1	28	0	0	0	0	0	0
Rohlfing, Daniel		.278	18	54	9	15	2	0	0	6	17	4	1	8	0	1	.328	.315	.642	0	0	0	1	0	0	0	0	1	16	0
Romero, Deibinsoy		.263	28	95	12	25	6	0	0	10	31	12	0	25	1	0	.349	.326	.675	1	1	1	1	8	0	17	0	0	0	2
* Singleton, Steve		.294	25	109	15	32	13	0	3	9	54	3	0	7	1	1	.313	.495	.808	0	0	0	4	0	18	0	4	0	0	2
# Solarte, Yangervis		.358	34	134	23	48	15	2	2	19	73	5	0	12	4	2	.381	.545	.926	0	3	0	4	0	16	0	0	12	0	3
Team Total		.276	36	1232	182	340	86	9	19	169	501	106	3	246	25	16	.337	.407	.743	8	8	11	25							30
PITCHERS		W	L	ERA	G	GS	CG	SHO	SV	SVO	IP	H	R	ER	HR	HB	BB	IBB	SO	BK	WP	GO/AO	DP	WHIP	AVG	AB	TBF	SF	GF	HLD
Arias, Santos		1	0	8.10	10	2	0	0	0	0	16.2	28	20	15	2	1	9	1	9	0	2	0.95	3	2.22	.373	75	86	1	5	0
Bromberg, David		1	1	3.63	4	3	0	0	0	0	22.1	24	9	9	0	2	4	0	11	0	1	0.92	3	1.25	.282	85	91	0	0	0
DeVries, Cole		0	0	1.46	13	0	0	0	9	9	24.2	13	6	4	1	0	5	0	31	0	1	1.26	1	0.73	.149	87	92	0	10	2
Guerra, Deolis		3	4	9.85	7	7	0	0	0	0	28.1	43	33	31	9	2	8	0	19	0	5	0.68	0	1.80	.352	122	134	0	0	0
Hendriks, Liam		3	1	3.66	7	6	0	0	0	0	32.0	25	13	13	3	3	9	0	30	0	0	1.37	1	1.06	.210	119	131	0	0	1
Hirschfeld, Steve		3	0	1.94	7	7	0	0	0	0	41.2	26	9	9	1	1	9	0	29	0	1	0.59	3	0.84	.178	146	159	2	0	0
Jacobson, Brett		1	0	2.78	10	2	0	0	0	0	22.2	15	7	7	2	2	17	0	15	0	4	1.44	4	1.41	.211	71	93	1	0	1
Lanigan, Bobby		4	2	2.61	7	7	0	0	0	0	41.1	40	16	12	1	3	9	0	28	0	1	1.20	5	1.19	.256	156	170	1	0	0
* Mullins, Ryan		1	0	0.00	1	0	0	0	0	0	3.0	2	0	0	0	0	1	0	2	0	0	2.50	0	1.00	.182	11	12	0	0	0
* Osterbrock, Daniel		0	0	18.47	2	2	0	0	0	0	6.1	14	14	13	2	3	5	0	2	0	0	1.00	2	3.00	.438	32	40	0	0	0
* Robertson, Tyler		2	2	4.50	14	0	0	0	5	7	22.0	24	14	11	2	2	5	0	22	0	3	2.23	4	1.32	.282	85	95	0	12	0
* Steedley, Spencer		2	1	4.26	11	0	0	0	0	2	19.0	21	9	9	1	1	10	0	16	0	5	1.38	2	1.63	.292	72	86	1	1	1
* Stevens, Jake		1	2	5.12	13	0	0	0	2	3	19.1	24	11	11	3	1	8	0	15	0	0	1.53	2	1.66	.316	76	86	0	5	0
* Tarsi, Michael		1	0	1.69	12	0	0	0	0	0	16.0	14	6	3	1	0	7	1	11	1	2	1.50	2	1.31	.237	59	67	0	3	1
Team Total		23	13	4.20	36	36	0	3	16	21	315.1	313	167	147	28	21	106	2	240	1	25	1.43	32	1.33	.262	1196	1342	6	36	6

KEY: * - lefthanded hitter/pitcher, # - switch hitter

Choose a highlighted category to sort. NOTE: Rate stats do not use qualifiers.

GI ---GAMES BY POSITION---

BATTERS	AVG	G	AB	R	H	2B	3B	HR	RBI	TB	BB	IBB	SO	SB	CS	OBP	SLG	OPS	SF	SAC	HBP	DP	1B	2B	3B	SS	OF	C	E	
* Beresford, James	.319	37	144	15	46	2	0	0	12	48	6	0	14	0	1	.340	.333	.673	3	3	0	6	0	21	0	17	0	0	9	
Dozier, Brian	.307	37	137	28	42	9	4	1	11	62	21	1	16	9	2	.412	.453	.865	2	2	5	5	0	13	2	21	0	0	6	
Goncalves, Jonathan	.226	35	106	16	24	3	1	0	12	29	21	2	22	3	1	.359	.274	.633	0	5	1	3	0	0	0	0	35	0	1	
Hanson, Nathan	.239	35	138	20	33	4	0	4	21	49	13	1	24	0	0	.312	.355	.667	1	0	2	2	35	0	0	0	0	0	2	
* Herrmann, Chris	.310	24	87	14	27	5	1	1	16	37	15	1	6	1	0	.404	.425	.829	2	2	0	4	0	0	0	0	15	6	1	
# Hicks, Aaron	.244	36	135	23	33	7	2	2	16	50	24	2	36	4	3	.352	.370	.722	3	1	0	2	0	0	0	0	0	35	0	2
Hidalgo, Anderson	.317	30	104	16	33	8	0	1	14	44	10	0	17	0	0	.374	.423	.797	1	1	0	0	0	1	18	0	0	0	1	
Kelly, Paul	.125	3	8	1	1	0	0	0	0	1	2	0	1	1	0	.364	.125	.489	0	0	1	0	0	0	0	3	0	0	0	
* Liddle, Steven	.184	24	87	10	16	5	0	0	5	21	6	0	23	0	0	.232	.241	.473	2	3	0	4	0	0	0	0	21	0	2	
Pinto, Josmil	.318	6	22	2	7	3	0	0	2	10	2	0	5	0	0	.375	.455	.830	0	0	0	0	0	0	0	0	0	6	0	
Rams, Daniel	.289	32	121	11	35	6	2	3	15	54	10	1	39	0	1	.353	.446	.800	0	0	2	4	0	0	0	0	0	25	1	
Rohlfing, Daniel	.182	3	11	1	2	0	0	0	1	2	1	0	5	0	0	.250	.182	.432	0	1	0	0	0	0	0	0	0	3	0	
# Romero, Nicholas	.240	36	129	9	31	7	1	0	23	40	20	1	21	0	0	.344	.310	.654	3	1	2	3	5	1	20	0	0	0	5	
Santana, Ramon	.276	16	58	6	16	5	1	0	10	23	5	0	14	0	0	.333	.397	.730	0	0	0	1	0	0	0	0	15	0	0	
* Williams, Reggie	.194	11	36	5	7	0	0	0	3	7	1	0	7	0	0	.205	.194	.400	2	0	0	3	0	5	1	0	0	0	2	
Team Total	.267	40	1323	177	353	64	12	12	161	477	157	9	250	18	8	.346	.361	.706	19	19	13	37								37

PITCHERS	W	L	ERA	G	GS	CG	SHO	SV	SVO	IP	H	R	ER	HR	HB	BB	IBB	SO	BK	WP	GO/AO	DP	WHIP	AVG	AB	TBF	SF	GF	HLD
* Albers, Andrew	2	1	2.42	9	2	0	0	0	0	26.0	24	7	7	2	1	5	0	17	0	1	2.24	2	1.12	.253	95	102	0	0	1
* Darnell, Logan	1	0	3.60	1	1	0	0	0	0	5.0	6	3	2	0	0	2	0	2	0	1	12.00	0	1.60	.286	21	23	0	0	0
Garcia, Jhon	2	0	5.31	13	0	0	0	1	2	20.1	25	14	12	3	2	8	0	18	1	1	1.80	1	1.62	.305	82	95	1	2	4
Holbrooks, Kane	1	6	3.50	8	8	0	0	0	0	43.2	47	23	17	4	4	14	0	14	0	2	1.11	4	1.40	.280	168	191	3	0	0
Hunt, Shooter	2	0	5.03	11	0	0	0	0	2	19.2	20	16	11	0	2	17	0	20	0	9	0.73	1	1.88	.274	73	97	3	5	0
* Ibarra, Edgar	0	2	5.67	10	4	0	0	0	0	33.1	41	24	21	5	2	11	0	24	0	1	0.78	4	1.56	.308	133	149	3	1	1
* Martin, Blake	2	0	2.82	12	0	0	0	1	2	22.1	13	7	7	1	0	16	0	17	0	2	1.00	1	1.30	.178	73	92	1	2	3
* Mullins, Ryan	0	2	8.64	4	2	0	0	0	0	8.1	9	9	8	2	1	4	0	5	0	2	2.80	2	1.56	.273	33	38	0	0	0
Munoz, Miquel	1	0	1.59	1	1	0	0	0	0	5.2	2	1	1	0	0	4	0	1	0	1	2.50	1	1.06	.125	16	21	1	0	0
* Osterbrock, Daniel	2	0	2.95	4	3	0	0	0	0	18.1	19	7	6	1	1	2	0	9	0	1	1.14	1	1.15	.253	75	78	0	0	0
Pugh, Bruce	2	2	4.00	13	0	0	0	7	9	18.0	21	10	8	3	0	4	0	25	0	3	0.65	2	1.39	.292	72	78	2	13	0
Schuld, Matt	3	0	4.22	7	6	0	0	0	0	32.0	33	16	15	0	2	10	0	23	1	1	1.29	1	1.34	.264	125	139	1	0	0
Slowey, Kevin	0	0	1.35	2	2	0	0	0	0	6.2	3	1	1	0	0	1	0	4	0	0	1.14	1	0.60	.136	22	23	0	0	0
Stillings, Brad	1	0	5.73	5	5	0	0	0	0	22.0	29	16	14	2	2	9	0	14	0	0	1.08	1	1.73	.333	87	104	2	0	0
Stuifbergen, Tom	0	3	7.71	6	5	0	0	0	0	18.2	33	24	16	3	1	4	0	13	1	0	1.33	2	1.98	.388	85	93	0	0	1
Tippett, Brad	0	0	5.91	4	0	0	0	0	0	10.2	14	7	7	1	0	2	0	7	0	0	0.47	0	1.50	.304	46	48	0	2	0
* Tone, Matthew	1	0	4.98	11	0	0	0	0	0	21.2	18	12	12	1	3	10	0	13	0	4	0.61	2	1.29	.225	80	94	0	1	2
Watts, Dakota	2	1	3.38	14	0	0	0	7	7	18.2	16	7	7	0	0	5	0	15	0	1	3.11	3	1.13	.239	67	73	0	13	0
Wimmers, Alex	0	1	***	1	1	0	0	0	0	0.0	0	4	4	0	0	6	0	0	0	3		0		0	6	0	0	0	
Team Total	22	18	4.51	40	40	0	0	16	22	351.0	373	208	176	28	21	134	0	241	3	33	1.67	29	1.44	.276	1353	1544	17	39	12

KEY: * - lefthanded hitter/pitcher, # - switch hitter

Choose a highlighted category to sort. NOTE: Rate stats do not use qualifiers.

GI ---GAMES BY POSITION---

BATTERS	AVG	G	AB	R	H	2B	3B	HR	RBI	TB	BB	IBB	SO	SB	CS	OBP	SLG	OPS	SF	SAC	HBP	DP	1B	2B	3B	SS	OF	C	E
* Arcia, Oswaldo	.352	20	71	18	25	8	1	5	18	50	9	0	16	2	2	.420	.704	1.124	1	0	0	1							
Glad, Gunner	.191	25	89	8	17	4	0	2	10	27	7	0	10	1	4	.247	.303	.551	1	1	0	2	0	14	6	0	7	0	5
* Gonzales, Michael	.304	30	102	18	31	1	0	6	25	50	19	0	26	1	0	.408	.490	.898	3	0	1	2	30	0	0	0	0	0	5
Hawkins, Jamaal	.314	23	70	16	22	6	0	1	9	31	11	0	15	8	0	.430	.443	.873	1	1	4	0	0	13	1	8	0	0	4
Knudson, Kyle	.324	10	37	3	12	1	0	1	8	16	0	0	8	0	0	.342	.432	.775	0	0	1	2	0	0	0	0	0	10	0
Leer, Andy	.217	32	106	15	23	5	0	1	12	31	12	0	31	1	2	.320	.292	.612	2	2	5	0	1	0	31	0	0	0	3
* Lin, Wang-Wei	.250	32	100	12	25	4	0	1	11	32	12	0	18	2	2	.348	.320	.668	0	2	3	2	0	0	0	0	32	0	2
* McCallum, Derek	.212	30	85	8	18	4	0	0	9	22	9	0	21	0	1	.303	.259	.562	2	2	3	0	0	13	0	0	13	0	3
* Ortiz, Daniel	.331	37	127	22	42	13	1	7	26	78	10	2	17	2	3	.381	.614	.995	1	0	1	3	0	0	0	0	30	0	2
Parker, Matt	.214	5	14	0	3	1	0	0	1	4	1	0	3	0	0	.267	.286	.552	0	0	0	0	0	0	0	0	0	5	0
Pinto, Josmil	.250	9	32	4	8	3	0	1	9	14	2	0	10	0	0	.278	.438	.715	2	0	0	1	0	0	0	0	0	9	1
* Ray, Lance	.183	36	126	21	23	5	1	3	11	39	20	0	44	1	0	.299	.310	.609	0	0	1	5	8	0	0	0	28	0	4
* Roberts, Nate	.351	18	57	14	20	3	1	0	7	25	8	0	7	4	0	.500	.439	.939	0	1	9	2	0	0	0	0	7	0	1
# Santana, Daniel	.212	30	118	19	25	5	3	3	10	45	6	0	26	6	3	.256	.381	.637	0	3	1	3	0	0	0	30	0	0	12
Streich, Tobias	.234	16	47	9	11	0	1	1	6	16	6	0	12	0	0	.321	.340	.661	0	0	0	2	0	0	0	0	0	16	1
* Williams, Reggie	.273	4	11	1	3	0	0	0	1	3	1	0	4	0	0	.333	.273	.606	0	0	0	0	0	0	3	0	2	0	1
Team Total	.258	38	1192	188	308	63	8	32	173	483	133	2	268	28	17	.344	.405	.749	13	12	29	25							52

PITCHERS	W	L	ERA	G	GS	CG	SHO	SV	SVO	IP	H	R	ER	HR	HB	BB	IBB	SO	BK	WP	GO/AO	DP	WHIP	AVG	AB	TBF	SF	GF	HLD
* Darnell, Logan	2	2	3.78	6	6	0	0	0	0	33.1	24	17	14	1	3	8	0	24	0	1	1.48	1	0.96	.192	125	136	0	0	0
* Dean, Pat	0	0	6.00	1	1	0	0	0	0	3.0	3	2	2	0	0	2	0	1	0	1	1.67	1	1.67	.273	11	14	0	0	0
* Dempster, Clinton	2	2	2.79	13	0	0	0	2	4	19.1	12	8	6	1	2	6	0	20	0	0	2.90	2	0.93	.174	69	79	1	2	1
* Garcia, Martire	2	1	5.50	12	1	0	0	0	0	18.0	17	14	11	1	1	23	0	19	0	3	2.50	3	2.22	.246	69	95	1	4	2
* Gonzalez, Jose	1	0	2.12	15	0	0	0	4	5	17.0	12	5	4	0	3	8	0	24	1	1	1.00	0	1.18	.188	64	75	0	11	3
Hauser, Matthew	3	0	0.59	14	0	0	0	5	5	15.1	9	1	1	0	1	11	0	21	0	2	1.27	0	1.30	.167	54	67	0	11	1
Hermesen, B.J.	3	5	4.08	8	8	1	0	0	0	46.1	53	30	21	4	0	13	0	28	0	3	1.08	5	1.42	.291	182	200	4	0	0
* Lobanov, Andrei	0	3	6.28	7	6	0	0	0	1	28.2	41	25	20	2	1	12	0	24	0	4	1.00	2	1.85	.318	129	142	0	0	0
* O'Rourke, Ryan	0	0	1.96	12	1	0	0	1	1	18.1	17	4	4	0	1	4	0	14	0	0	0.90	2	1.15	.254	67	74	1	4	1
Salcedo, Adrian	3	1	2.57	7	7	0	0	0	0	42.0	39	18	12	2	3	9	0	32	0	3	1.17	1	1.14	.245	159	174	2	0	0
Soliman, Manuel	1	1	3.98	8	7	0	0	0	0	31.2	31	20	14	5	3	16	0	47	2	4	0.81	1	1.48	.250	124	144	1	0	0
Tonkin, Michael	1	1	6.98	13	1	0	0	0	2	19.1	28	16	15	2	1	9	0	18	0	1	1.50	1	1.91	.333	84	96	0	4	0
Tootle, Ben	0	0	0.00	1	0	0	0	0	0	1.0	0	0	0	0	0	0	0	0	0	0	2.00	0	0.00	.000	3	3	0	0	0
Weller, Blayne	3	1	1.48	13	0	0	0	0	0	24.1	23	8	4	0	1	15	0	19	0	0	2.06	4	1.56	.258	89	107	1	1	0
Team Total	21	17	3.63	38	38	1	2	12	18	317.2	309	168	128	18	20	136	0	291	3	23	1.76	23	1.40	.251	1229	1406	11	37	8

KEY: * - lefthanded hitter/pitcher, # - switch hitter

ORGANIZATION STANDINGS

International League Standings
(As of 05/18/2011 10:30 PM EDT)

International League North

	W	L	PCT	GB	Home	Away	Div	Streak	Last10
Lehigh Valley IronPigs	24	16	.600	-	11-10	13-6	16-12	W3	8-2
Scranton/Wilkes-Barre Yankees	21	17	.553	2.0	6-8	15-9	17-14	L3	4-6
Pawtucket Red Sox	20	19	.513	3.5	9-10	11-9	17-12	L1	4-6
Buffalo Bisons	17	24	.415	7.5	11-11	6-13	13-18	L2	4-6
Rochester Red Wings	15	22	.405	7.5	9-13	6-9	10-14	L1	3-7
Syracuse Chiefs	15	22	.405	7.5	7-9	8-13	9-12	W3	6-4

International League South

	W	L	PCT	GB	Home	Away	Div	Streak	Last10
Durham Bulls	23	16	.590	-	13-6	10-10	11-8	W1	6-4
Gwinnett Braves	21	18	.538	2.0	8-13	13-5	13-5	W1	5-5
Charlotte Knights	18	20	.474	4.5	11-12	7-8	7-10	W1	6-4
Norfolk Tides	14	26	.350	9.5	7-10	7-16	5-13	L3	2-8

International League West

	W	L	PCT	GB	Home	Away	Div	Streak	Last10
Columbus Clippers	27	13	.675	-	12-7	15-6	14-8	W1	4-6
Louisville Bats	23	17	.575	4.0	12-9	11-8	12-6	L1	5-5
Toledo Mud Hens	20	21	.488	7.5	6-12	14-9	7-12	L1	5-5
Indianapolis Indians	17	24	.415	10.5	9-14	8-10	8-15	W2	7-3

Eastern League Standings
(As of 05/18/2011 11:20 PM EDT)

Eastern League Eastern

	W	L	PCT	GB	Home	Away	Div	Streak	Last10
New Britain Rock Cats	23	13	.639	-	10-6	13-7	13-8	W6	8-2
New Hampshire Fisher Cats	24	14	.632	-	13-9	11-5	24-14	W2	7-3
Reading Phillies	23	16	.590	1.5	9-8	14-8	12-11	W1	4-6
Trenton Thunder	20	18	.526	4.0	15-6	5-12	12-8	L1	6-4
Binghamton Mets	13	23	.361	10.0	7-7	6-16	8-16	L3	2-8
Portland Sea Dogs	12	24	.333	11.0	9-8	3-16	12-24	L1	2-8

Eastern League Western

	W	L	PCT	GB	Home	Away	Div	Streak	Last10
Akron Aeros	19	19	.500	-	9-9	10-10	12-9	W4	6-4
Altoona Curve	18	18	.500	-	10-5	8-13	18-18	L2	5-5
Bowie Baysox	19	20	.487	0.5	11-10	8-10	19-20	L1	4-6
Richmond Flying Squirrels	18	20	.474	1.0	14-8	4-12	11-12	W1	5-5
Erie SeaWolves	17	19	.472	1.0	12-8	5-11	10-14	W2	6-4
Harrisburg Senators	17	19	.472	1.0	9-11	8-8	11-8	L2	3-7

Florida State League Standings
(As of 05/18/2011 10:38 PM EDT)

FIRST HALF STANDINGS

Florida State
League North

	W	L	PCT	GB	Home	Away	Div	Streak	Last10
Daytona Cubs	28	12	.700	-	13-6	15-6	23-8	W1	6-4
Clearwater Threshers	25	15	.625	3.0	13-8	12-7	21-10	L1	5-5
Dunedin Blue Jays	22	18	.550	6.0	8-10	14-8	14-17	W4	8-2
Lakeland Flying Tigers	20	20	.500	8.0	9-8	11-12	15-16	L1	6-4
Tampa Yankees	16	24	.400	12.0	8-13	8-11	10-21	W1	6-4
Brevard County Manatees	15	25	.375	13.0	7-15	8-10	10-21	L1	5-5

Florida State
League South

	W	L	PCT	GB	Home	Away	Div	Streak	Last10
St. Lucie Mets	25	15	.625	-	10-10	15-5	21-10	L3	5-5
Fort Myers Miracle	22	18	.550	3.0	11-10	11-8	19-12	W2	4-6
Jupiter Hammerheads	20	20	.500	5.0	8-10	12-10	16-15	W1	4-6
Bradenton Marauders	18	22	.450	7.0	13-8	5-14	15-16	L2	4-6
Palm Beach Cardinals	15	25	.375	10.0	10-12	5-13	11-20	L1	4-6
Charlotte Stone Crabs	14	26	.350	11.0	8-12	6-14	11-20	W1	3-7

Midwest League Standings
 (As of 05/18/2011 11:09 PM EDT)

FIRST HALF STANDINGS

Midwest League
 Eastern

	W	L	PCT	GB	Home	Away	Div	Streak	Last10
Great Lakes Loons	24	15	.615	-	11-8	13-7	24-15	W1	7-3
Lansing Lugnuts	22	16	.579	1.5	8-8	14-8	22-16	W1	5-5
Bowling Green Hot Rods	22	17	.564	2.0	14-6	8-11	22-17	L1	5-5
Dayton Dragons	20	19	.513	4.0	15-6	5-13	20-19	L1	5-5
Lake County Captains	18	19	.486	5.0	10-8	8-11	18-19	W2	3-7
West Michigan Whitecaps	16	20	.444	6.5	10-11	6-9	16-20	W1	7-3
South Bend Silver Hawks	17	23	.425	7.5	8-9	9-14	17-23	L1	4-6
Fort Wayne TinCaps	14	24	.368	9.5	11-10	3-14	14-24	L2	3-7

Midwest League
 Western

	W	L	PCT	GB	Home	Away	Div	Streak	Last10
Burlington Bees	28	10	.737	-	14-3	14-7	28-10	L1	7-3
Beloit Snappers	21	17	.553	7.0	11-7	10-10	21-17	W1	5-5
Quad Cities River Bandits	21	18	.538	7.5	8-10	13-8	21-18	W4	7-3
Wisconsin Timber Rattlers	19	18	.514	8.5	11-11	8-7	19-18	L1	7-3
Cedar Rapids Kernels	20	19	.513	8.5	10-8	10-11	20-19	L9	1-9
Peoria Chiefs	20	19	.513	8.5	11-7	9-12	20-19	L2	5-5
Kane County Cougars	15	25	.375	14.0	9-13	6-12	15-25	W2	6-4
Clinton LumberKings	11	29	.275	18.0	5-17	6-12	11-29	W1	2-8

MINOR LEAGUE CLIPS

Red Wings shut out on three hits

Rochester Democrat and Chronicle-5/19/11

Gwinnett starter Todd Redmond threw a complete-game three-hitter to shut out the Rochester Red Wings 4-0 on Wednesday afternoon at Coolray Field, in Lawrenceville, Ga.

Redmond, who improves to 2-4 with the victory, picked up the first shutout of the season for Braves (21-18). After snapping a five-game losing streak on Tuesday, Rochester falls to 15-22.

After four scoreless innings to start the game, Gwinnett recorded its first two runs in the bottom of the fifth.

With Dan Nelson on third, Jose Constanza reached base on a bunt single to score Nelson.

Jordan Schafer followed with a sacrifice fly to left field to bring in Shawn McGill.

Ed Lucas capped off the scoring in the game with a two-run double in the bottom of the sixth for the Braves.

Kyle Gibson (1-3) took the loss for the Red Wings, going 5 1/3 innings and allowing three earned runs.

Danny Lehmann, Aaron Bates and Rene Tosoni had the only hits of the day for Rochester.

The Red Wings will continue their series with the Gwinnett at 7:05 tonight at Coolray Field.

Left-hander Scott Diamond (1-3, 5.03 ERA) will take the mound for Rochester, while Yohan Flande (1-0, 4.05 ERA) will pitch for the Braves.

Rock Cats-Senators Rained Out

Oliver Perez To Start Game 1 Thursday

Hartford Courant-5/19/11

The New Britain Rock Cats' game against the Senators in Harrisburg, Pa., was rained out Wednesday, delaying former Mets lefthander Oliver Perez's debut for Harrisburg. The game will be made up as part of a doubleheader beginning at 5:30 p.m. Thursday. Both games will be seven innings.

In the first game, Rock Cats righthander Liam Hendriks will start against Perez. In the second game, Rock Cats righthander Bobby Lanigan will face righthander Brad Peacock.

Miracle starter just where he wants to be

Schuld out of pen and on mound in Fort Myers

David Dorsey, Fort Myers News Press-5/18/11

Matt Schuld had hoped to be drafted by a Major League Baseball team only to have the next-best thing happen.

The Minnesota Twins, Schuld's hometown team, signed him to a minor league contract last year .

Following his senior season at the University of St. Thomas, a Division III program in St. Paul, Minn., and the alma mater of Fort Myers Miracle manager Jake Mauer, Schuld became a Twin.

"I was a big Twins fan growing up, so this is pretty cool," said Schuld, who is 23 and scheduled to start for the Fort Myers Miracle at 7:05 tonight at Hammond Stadium against the Brevard County Manatees.

A 6-foot-3, 210-pound right hander, Schuld began this season in extended spring training. The Twins organization did not make room for him on any of the minor league rosters.

"You've got to have some depth in the organization," Mauer said. "Matt came over and did an excellent job. He throws strikes. He's intimidating on the mound."

The Fort Myers Miracle certainly have room for Schuld now. The Plymouth, Minn., native struck out nine over six innings Saturday during a 4-3 victory at Daytona and was named the Florida State League's pitcher of the week for May 9-15.

He went 2-0 with a 0.82 ERA last week, allowing six hits, one earned run and three walks while striking out 12.

Schuld enters tonight with a 3-0 record and a 4.22 ERA this season.

Schuld threw just 372¹/₃ innings last season, but he acclimated well to the Florida State League. He posted an 0-1 record and a 3.78 ERA with 11 strikeouts and four walks in 162¹/₃ innings for the Miracle in 2010.

"He's a guy you want to have around," Mauer said.

The Miracle and Gulf Coast League Twins had Schuld in the bullpen last season. He began 2011 in the bullpen, but a series of injuries to several Miracle starters prompted Mauer to insert Schuld into the rotation.

The move has been mutually beneficial.

"All through high school and college I've been a starter," Schuld said.

"I liked it in the pen a lot more than I expected, actually. But now that I'm a starter again, I realize how much more I like it. I like the number of innings. It's a lot easier to get better when you're on the mound a lot. I think it's helping me grow as a pitcher."

Miracle pull out 6-5 win

Cape Coral Daily Breeze-5/19/11

A strong outing by the bullpen and a hit batsman sealed a 6-5 win for the Fort Myers Miracle over the Brevard County Manatees Wednesday night at Hammond Stadium.

Manatee starter Maverick Lasker issued five walks to start the first inning, resulting in two Miracle runs. Lasker failed to record an out before being removed by Manatees manager Jeff Isom. Replacement Evan Anundsen quieted the rally by giving up an RBI fielder's choice to Anderson Hidalgo after entering the game with the bases loaded and no outs.

Leading 3-0, Miracle starter Tom Staufbergen surrendered a three-run homer to Manatee right fielder D'Vontray Richardson in the second inning. In the third, Staufbergen was roughed up again with back-to-back RBI hits by Hunter Morris and Christopher Davis to give the Manatees a 5-3 advantage.

Outhitting the Miracle 10-1 heading to the bottom of the fourth, the Miracle needed a spark and a plug. The bullpen stopped the bleeding with three stellar efforts. Lefty Andrew Albers took over in the fourth and pitched three scoreless innings, giving up one hit.

The spark came in the bottom of the fifth when Hidalgo and Ramon Santana led off with back-to-back singles. Steve Liddle (3-for-4) followed with a run-scoring base hit through the left side. Two batters later, Brian Dozier smacked a line drive to center with two out to score Santana and tie the game 5-5.

Blake Martin came on in the seventh and struck out four in 2 2/3 innings. In the eighth, Aaron Hicks led off with an infield single and James Beresford followed with a sacrifice bunt. Dozier reached on a bloop hit to center and Nick Romero was intentionally walked. With the bases loaded, Nate Hanson was plunked on the left shoulder to force in the eventual game-winning run. Picking up two RBI without a hit, Hanson now has 21 on the season.

Martin retired the first two hitters in the ninth, but Jake Mauer called on right-hander Dakota Watts who needed only four pitches to pick up his seventh save.

The Miracle (22-18) gained a game on the first-place St. Lucie Mets and now sit three games out. The Miracle send Matt Schuld to the mound in Thursday's game with the Manatees.

Timber Rattlers report: Wisconsin 1-2, Beloit 0-4

Postcrescent.com-5/19/11

The games

Chris Dennis hit a solo homer in the second inning to lift the Wisconsin Timber Rattlers to a victory over the Beloit Snappers in the first game of a doubleheader at Time Warner Cable Field at Fox Cities Stadium in Grand Chute on Wednesday.

The Snappers rallied in the eighth inning to win the second game 4-2.

In the opener, the homer was the 25th for Dennis with the Timber Rattlers. He is second on the franchise career homer list behind Juan Silvestre (36).

The home run was also the last hit for the Rattlers in the game. Snappers starter BJ Hermsen tossed a complete game and allowed just two hits but took the loss.

In the second game, Beloit's Andy Leer drew a bases-loaded walk in the top of the eighth to drive in the winning run.

Wisconsin starting pitcher Dan Britt gave up two runs in the first but settled down. After allowing a leadoff double in the top of the third, Britt retired the next 15 batters he faced. He struck out eight and walked one over seven innings,

The Rattlers had an opportunity to win in the bottom of the seventh when they loaded the bases with one out. Reggie Keen singled and Cody Hawn and Walker drew walks.

Chris Dennis' line drive toward left was snared in a diving catch by third baseman Gunner Glad. Franklin Romero then just missed beating out a slow roller to shortstop.

Up next

Today's games: Beloit vs. Wisconsin at Time Warner Cable Field at Fox Cities Stadium in Grand Chute, 5:05 p.m., DH.

Up and throwing: Wisconsin — Tyler Thornburg (2-0, 2.10 ERA) and Matt Miller (2-3, 4.03); Beloit — Adrian Salcedo (3-1, 2.57) and Michael Tonkin (1-1, 6.98).