



GAME INFORMATION

AT&T Park, 24 Willie Mays Plaza, San Francisco, CA 94107 Website Address: sfgiants.com/sfgiantes.com

Game #71
Road Game #40 (20-19)

SAN FRANCISCO GIANTS MEDIA NOTES
San Francisco Giants (39-31) at Oakland Athletics (31-40)

June 18, 2011
Oakland Coliseum

TONIGHT'S GAME...San Francisco Giants visit Oakland A's in 2nd game of this 3-game series...Giants left-hander **Jonathan Sanchez** (4-4, 3.47) will face A's right-hander **Guillermo Moscoso** (2-3, 3.91)...

PROBABLES AND BROADCAST SCHEDULE FOR TOMORROW AND UPCOMING SET VS. MINNESOTA (ALL GAME TIMES PDT):

- **Sunday, June 19 at Oakland (1:05):** RHP Trevor Cahill (6-5, 3.42) vs. RHP Matt Cain (6-4, 3.61) - CSN Bay Area
 - **Monday, June 20: OFF DAY**
 - **Tuesday, June 21 vs. Minnesota (7:15):** RHP Carl Pavano (4-5, 4.20) vs. LHP Madison Bumgarner (3-8, 3.21) - CSN Bay Area
 - **Wednesday, June 22 vs. Minnesota (7:15):** RHP Nick Blackburn (6-4, 3.16) vs. RHP Ryan Vogelsong (4-1, 1.92) - CSN Bay Area
 - **Thursday, June 23 vs. Minnesota (12:45):** LHP Brian Duensing (4-6, 5.82) vs. RHP Tim Lincecum (5-6, 3.39) - CSN Bay Area
- note: all games broadcast on KNBR radio (English)/all home games and selected road contests broadcast on KIQI 1010 radio and KATD 990 (Spanish)*

THE GIANTS...dropped 5-2 contest last night to A's in 1st game of this 3-game weekend series...Giants have now lost 2-straight games for 1st time since May 28-29 at Milwaukee...club hasn't lost 3 in row since being swept by Florida at home, May 24-26...
• **have still won 10 of their last 16 games and 12 of last 21...**

WINNING WAYS...Giants are tied for 4th-best winning pct. (.625, 10-6) in month of June among Major League teams...beginning May 6, SF's .615 (24-15) win pct. is 3rd-best in Majors, behind Boston (.737, 28-10) and Milwaukee (.650, 26-14)...

SERIES SPEAKING...Giants have won 14 of their 23 series played this season, going 14-6-3 (win-loss-split)...SF has not lost series since losing 2 of 3 to Milwaukee (May 27-29)...club has gone 4-0-1 over their last 5 series...

STRENGTH OF SCHEDULE...leading up to All-Star break just 2 of Giants' next 7 opponents (including A's) are sitting at .500 or better...only .500+ teams SF will face leading up to break are 1st-place Cleveland (.544) and 2nd-place Detroit (.543)...teams Giants will face that are below .500 are Oakland (.437), Minnesota (.426), Chicago-NL (.420), San Diego (.423) and New York-NL (.486)...
• **Giants are 21-14 against opponents below .500 and 18-17 vs. teams above .500...**

FREE PASSES...LHP Jonathan Sanchez enters tonight's game leading National League with 50 walks allowed...southpaw has issued 20 free passes in his last 23.1 innings...
despite allowing most free passes in league, just 12 of his 50 (24.0%) walks this season have scored...

NOT MANY RUNS...Giants have scored 2nd-fewest amount of runs in Majors this season with 245 (San Diego, 238)...SF has scored 4 runs-or-fewer in 47 of their 70 games (67.1%)...club has plated 7-or-more runs in game just 8 times and have pair of double-digit run contests...

WHERE'S THE LOGBALL?...Giants have hit just 2 HRs in their last 10 games and 4 HRs in their last 14 contests...SF has hit 4th-fewest amount of HRs in NL this season (46)...

BAY BRIDGE SERIES...Giants are 41-43 all-time in Bay Bridge series since Interleague began in 1997...however, SF has been on winning end lately, going 13-5 against Oakland since June 28, 2008...Giants have not been at .500 mark against A's since June 24, 2005 (24-24)...

INTERLEAGUE PLAY...Giants are 116-112 all-time in Interleague play...SF is 46-61 (.430) against American League on road and 70-51 (.579) at home...Giants have lost 6 of their last 7 road games to AL opponents, dating back to last season...

USING THE DH...SF hitters didn't fare too well last season in DH role, hitting .091 (2-for-22) with HR and 2 RBI...SF's .091 clip as DH in 2010 was 2nd-lowest mark in big leagues, behind Milwaukee (.043, 1-for-23)...Giants also struggled in 2009, hitting ML-low .174...

CLOSE CALLS...58 of SF's 1st 70 games (82.8%) this season have been decided by 3 runs-or-fewer, most such games by any team in Majors this year...
• SF has had 29 games decided by 1 run, with club going 19-10 (.655) in those games (best record in Majors)...Giants have 12 games decided by 2 runs and 17 by 3 runs...

SCORELESS STREAKING...RHP Brian Wilson is currently riding 3rd-longest scoreless inning streak in NL with 14.1-scoreless frames...Wilson hasn't allowed run since May 18 at Los Angeles...

REHAB NEWS...LHP Barry Zito (right mid-foot sprain) has made 3 rehab starts, going 3-0 with 3.20 ERA (7er, 19.2ip) for San Jose (A) and Fresno (AAA)...OF Darren Ford (left ankle sprain) has played 12.0 innings in CF in 2 rehab games with Fresno and has gone 2-for-7 with 3 strikeouts...

THE INJURY BUG...Giants have had 12 different players land on DL this season...SF has had 9 position players and 3 pitchers go on DL in 2011...last year, Giants had total of 13 players go on disabled list...

THIS DATE IN GIANTS HISTORY

June 18, 1977 - Jack Clark cracked pinch-hit clout off Goose Gossage in 11th inning for 7-5 victory over Pirates...

HIGHEST WALK PER 9.0 INNING RATIO IN ML

RK	Player, Team	BB/9
1.	Kyle Drabek, TOR	6.44
2.	Jonathan Sanchez, SF	5.60
3t.	Tyler Chatwood, LAA	4.56
	James McDonald, PIT	4.56
5.	J.A. Happ, HOU	4.39

BEST WINNING PCT. IN INTERLEAGUE PLAY AMONG NL TEAMS SINCE 2009

RK	Team	Win Pct. (W-L)
1.	Colorado	.677 (21-10)
2.	St. Louis	.588 (20-14)
3.	San Francisco	.559 (19-15)

MOST OUTFIELD ASSISTS BY TEAM IN NL

RK	Team	A
1.	Los Angeles	20
2t.	Florida	17
	San Francisco	17

GIANTS ON CURRENT ROAD TRIP

Games:	4
Record:	2-2
Avg.:	.243 (33-for-136)
Runs Per Game:	3.8 (15 total)
Home Runs:	1
RISP:	.200 (8-for-40)
Stolen Bases:	2
Fielding Errors:	2
ERA:	3.57 (14er, 35.1ip)
Starters W-L:	2-1
Starters ERA:	4.01 (11er, 24.2ip)
Relievers W-L:	0-1
Relievers ERA:	2.53 (3er, 10.2ip)
Saves/Opportunities:	2/2

2011 STREAKS

Current Streak:	2 losses
Last 5 games:	3-2
Last 10 games:	5-5
Last 15 games:	9-6
Last 20 games:	11-9

GIANTS' FTP SITE: BOX.NET

For 2nd straight season, Giants offer box.net for easy media access to game notes, media clips, stats, lineups, audio/video clips, 2011 media guide, player/coaches headshots, news releases and more...**to log onto Giants' ftp site go to sfgiants.box.net/pressbox...**

GIANTS' RECORD WHEN THEY...

Score first	24-10	Trail after 7	6-27	Last at-bat	14-7
Score 4 or more	23-6	Lead after 8	26-0	Extra Innings	7-4
Score less than 4	16-25	Tied after 8	10-3	vs. LH Starters	14-5
Out-hit opp.	30-3	Trail after 8	2-28	vs. RH Starters	25-26
Out-hit by opp.	2-22	Hit at least 1 HR	19-12	Series Sweeps	4-3
Commit No Errors	20-15	Hit no HRs	20-19	Series (W-L-S)	14-6-3
Commit Error	19-16	Comeback wins	20	1-game series	0-0
One-run games	19-10	Losses after Leading	13	2-game series	1-1-2
Lead after 7	27-4	Lineups Used	53	3-game series	12-3
Tied after 7	6-0			4-game series	1-2-1

#57 **GIANTS STARTING PITCHER JONATHAN SANCHEZ** **LHP**

Breakdown	W-L	ERA	G	IP	H	R	ER	BB	SO
2011 San Francisco	4-4	3.47	14	80.1	60	36	31	50	83
Career (6th season)	38-43	4.17	169	687.0	587	342	318	360	717
2011 vs. Oakland	0-0	1.50	1	6.0	5	1	1	2	5
Career vs. Oakland	1-2	2.84	9	31.2	24	10	10	15	26

SANCHEZ AT A GLANCE...28-year-old takes hill for his 15th start of season, his 114th career start and 170th career appearance...has gone 4-4 with 3.47 ERA (31er, 80.1ip) in 14 starts this season...

MOST RECENT START...his last start came on Sunday night vs. Cincinnati...threw 6.0 innings, allowing 2 ERs on 5 hits and 5 BBs with 5 strikeouts, however did not factor into decision...

LOTS OF FREE PASSES...has issued league-leading 50 walks in 80.1 innings (5.60 per 9.0), which are most free passes allowed per 9.0 innings in NL and 2nd-highest ratio in Majors (TOR's Kyle Drabek, 6.29)...
 • has allowed 16 walks in his last 16.1 innings...
 • has issued just 7 walks to left-handed batters, but 43 to righties...
 • despite allowing most free passes in National League, just 12 of his 50 (24.0%) walks this season have crossed home plate...

RISPY SITUATIONS...is holding opposing hitters to .139 clip (11-for-79) with RISP this season, 5th-lowest in NL...

HOW LOW CAN YOU GO...has 5th-lowest avg. against in NL with .210 clip...has held opposition to 5 hits-or-fewer in 11 of his 14 starts and 2 hits or fewer in 4 outings...
 • left-handed hitters are batting .151 (11-for-73) off Sanchez this season, including going 2-for-28 over his last 6 outings...his .151 clip against LHH is 2nd-lowest in Majors behind teammate Javier Lopez (.102)...

THE CONSISTENT LEFTY...has limited opponents to 3 earned runs-or-fewer in 11 of his 14 starts this year, although he has only recorded 7 quality outings...has reached 5.0 inning mark in all 14 contests...

AT THE PLATE...has been one of best hitting pitchers in NL this season, going 6-for-26 (.231) with ML-leading 4 2Bs...has hit safely in 5 of his last 8 games, with 3 of his last 5 hits being 2-baggers...his .231 clip is T9th-highest among NL hurlers and his .385 slugging pct. is 3rd-best...

CAREER NOTES...is dominant when he pitches at least 6.0 innings in contest, as he's gone 22-11 with 2.25 ERA (81er, 324.2ip) in those 48 games...
 • has career record of 32-4 with 3.53 ERA (115er, 293.1ip) as starter when SF's offense scores at least 3 runs of support...
 • opponents have been successful in 79 of 103 (76.7%) stolen base attempts against southpaw, which is 6th-highest stolen base pct. vs. active left-handers (min. 35 steals against) since Sanchez's 1st season (2005)...opponents are 9-for-12 off him this year...

SUNDAY'S STARTER: MATT CAIN									
	W-L	ERA	G	IP	H	R	ER	BB	SO
2011:	6-4	3.61	14	92.1	83	38	37	27	78
Career:	63-66	3.46	185	1188.0	1008	479	457	437	984
2010 vs. OAK	1-1	0.60	2	15.0	13	2	1	2	8
Career vs. OAK	3-5	2.30	8	58.2	40	16	15	19	55

Notes: has gone 6-4 with 3.61 ERA (37er, 92.1ip) in his 1st 14 outings...earned his 6th victory of season last Tuesday at Arizona...tossed 6.2 innings, allowing 5 earned runs on 8 hits and 2 BBs with 4 strikeouts...vs. Oakland...is slated to make his 9th career start against A's, his 1st this season...is 3-5 with 2.30 ERA (15er, 58.2ip) and .190 (40-for-210) avg. against in 1st 8 efforts...has been dominant in his last 3 outings vs. Athletics, going 2-1 with 0.75 ERA (2er, 24.0ip) and 17 strikeouts...

STARTING PITCHERS									
Pitcher	Last Start	(ip-h-r-er-bb-k)	Dec.	GS	QS	SF Rec.	RS	RSA	
Bumgarner	6/15	at AZ (6.0,5,2,2,1,6)	W	14	10	4-10	26	2.79	
Cain	6/14	at AZ (6.2,8,5,5,2,4)	W	14	10	10-4	39	3.80	
Lincecum	6/17	at OAK (6.0,5,3,2,5,7)	L	15	9	9-6	41	3.75	
Sanchez	6/12	vs. CIN (6.0,5,2,2,5,5)	ND	14	7	8-6	39	4.37	
Vogelsong	6/16	at AZ (6.0,6,2,2,1,6)	ND	10	7	7-3	23	3.39	
Zito	4/16	at AZ (1.2,3,2,2,1,0)	ND	3	1	1-2	6	4.15	
TOTAL				22-24	70	44	^39-31	*174	3.65

^Giants record in pitchers starts; *Runs scored while pitcher is in game

SANCHEZ'S 2011 STARTS												
Date	OPP	DEC	SCORE	IP	H	R	ER	BB	SO	HR	#P	
4/1	at LAD	L(0-1)	L, 3-4	5.2	7	4	2	3	8	0	97	
4/8	vs. STL	ND	W, 5-4(12)	5.0	4	1	1	2	7	0	94	
4/13	vs. LAD	W(1-1)	W, 4-3	6.0	7	3	3	2	9	1	109	
4/19	at COL	W(2-1)	W, 6-3	6.1	2	3	2	4	4	0	96	
4/24	vs. ATL	ND	L, 6-9	5.0	2	2	2	3	5	0	86	
4/30	at WAS	ND	W, 2-1	5.0	2	1	0	6	7	0	103	
April (6 starts)	2-1		2.73	33.0	24	14	10	20	40	1	585	
5/5	at NYM	L(2-2)	L, 2-5	5.0	5	5	5	6	6	1	93	
5/11	vs. AZ	W(3-2)	W, 4-3	6.0	6	3	3	2	7	1	96	
5/17	at COL	L(3-3)	L, 3-5	7.0	5	4	3	0	5	1	88	
5/22	vs. OAK	ND	W, 5-4	6.0	5	1	1	2	5	1	100	
5/28	at MIL	ND	L, 2-3	7.0	2	2	2	4	8	1	104	
May (5 starts)	1-2		4.06	31.0	23	15	14	14	31	5	481	
6/2	at STL	W(4-3)	W, 12-7	5.1	4	3	3	6	1	0	103	
6/7	WSH	L(4-4)	L, 1-2	5.0	4	2	2	5	6	0	97	
6/12	CIN	ND	W, 4-2	6.0	5	2	2	5	5	0	103	
June (3 starts)	1-1		3.86	16.1	13	7	7	16	12	0	303	
Totals (14 starts)	4-4		3.47	80.1	60	36	31	50	83	6	1369	

SANCHEZ'S 2011 STATISTICAL BREAKDOWN										
Category	DEC	ERA	IP	H	R	ER	BB	SO	HR	
Home	2-1	3.23	39.0	33	14	14	21	44	3	
Road	2-3	3.70	41.1	27	22	17	29	39	3	
Day	0-2	3.15	40.0	25	16	14	23	43	4	
Night	4-2	3.79	40.1	35	20	17	27	40	2	
Pre-ASB	4-4	3.47	80.1	60	36	31	50	83	6	
Post-ASB	----	----	----	----	----	----	----	----	----	
Category	AVG.	AB	H	2B	3B	HR	BB	SO	OBP	SLG
LHH	.151	73	11	4	1	0	7	20	.238	.233
RHH	.230	213	49	11	1	6	43	63	.364	.376

SANCHEZ'S HISTORY	
Last Win:	6/2/11 at STL (vs. Lynn)
Last Loss:	6/7/11 vs. WSH (vs. Zimmermann)
Last CG:	7/10/09 vs. SD (vs. Banks)
2011 Highs	Career Highs
Low-Hit CG: None	0, 7/10/09 vs. SD
Innings: 7.0, 5/17 at COL	9.0, 7/10/09 vs. SD
Strikeouts: 9, 4/13 vs. LAD	12, 9/16/10 vs. LAD
Win Streak: 2, 4/13-4/19	4, 5/28/08-6/12/08
Loss Streak: 1 (4x), last: 6/7 vs. WSH	6, 7/9-9/1/08

SANCHEZ AT THE PLATE										
	AVG.	AB	H	2B	3B	HR	RBI	BB	SO	SH
2011	.231	26	6	4	0	0	1	1	10	0
Career	.123	187	23	6	1	0	9	7	92	21
Last Home Run: None										

RUN SUPPORT (runs during appearance)					RUNS BY INNING				
Runs Scored	Times	Inning	Games	Runs	AvG.				
0 runs	--	1st	14	6	0.43				
1 run	2	2nd	14	7	0.50				
2 runs	2	3rd	14	3	0.21				
3 runs	2	4th	14	7	0.50				
4 runs	2	5th	14	3	0.21				
5 runs	1	6th	10	5	0.50				
6 runs	1	7th	3	2	0.67				
7 runs	--	8th	--	--	--				
8 runs	--	9th	--	--	--				
9 runs	--								
10+ runs	--								
Run Support AVG.					4.37				

SANCHEZ VS. OAKLAND

At a glance: will be making his 5th career start and his 10th career appearance against Oakland...is 1-2 with 2.84 ERA (8er, 25.1ip) in 4 starts vs. Athletics...in his lone start vs. A's this season threw 6.0 innings, allowing ER on 5 hits and 2 BBs with 5 Ks...

ATHLETICS' CAREER BATTING VS. SANCHEZ							
Player	AVG	AB	H	HR	RBI	BB	SO
Daric Barton	.143	7	1	0	0	1	0
Coco Crisp	.333	3	1	0	0	0	1
Conor Jackson	.476	21	10	2	5	2	1
Hideki Matsui	.000	1	0	0	0	0	0
Cliff Pennington	.200	5	1	0	0	0	0
Adam Rosales	.333	3	1	0	0	0	1
Kurt Suzuki	.273	11	3	0	0	1	1
Ryan Sweeney	.333	3	1	0	1	0	1
Josh Willingham	.600	5	3	1	1	1	2

SANCHEZ'S STARTS VS. OAKLAND												
Date	H/R	DEC	SCORE	IP	H	R	ER	BB	SO	HR	#P	
6/29/08	R	W(1-0)	W, 11-1	7.0	4	1	1	1	6	1	103	
6/22/09	R	L(1-1)	L, 1-5	5.1	8	4	4	3	4	0	104	
5/23/10	R	L(1-2)	L, 0-3	7.0	3	2	2	5	4	0	111	
5/22/11	H	ND	W, 5-4	6.0	5	1	1	2	5	1	100	
Starts (4 games)	1-2		2.84	25.1	20	8	8	11	19	2	418	
Totals (9 games)	1-2		2.84	31.2	24	10	10	15	26	4	546	

BULLPEN VS. OAKLAND

PITCHER	CAREER						2011	W-L-S				
	W-L-S	ERA	G	IP	H	ER		ERA	G	IP	ER	
Affeldt	0-1-0	7.71	13	11.2	19	10	0-0-0	13.50	2	1.1	2	
Casilla	0-0-1	0.00	4	2.2	1	0	----	---	--	--	--	
Lopez	1-1-0	5.00	13	9.0	8	5	1-0-0	0.00	2	2.0	0	
Mota	1-0-0	12.60	7	5.0	6	7	0-0-0	18.00	1	1.0	2	
Ramirez	1-1-1	2.70	17	16.2	12	5	0-0-0	5.40	2	1.2	1	
Romo	1-0-0	1.69	5	5.1	2	1	1-0-0	0.00	2	2.1	0	
Wilson	0-0-5	0.00	7	6.1	4	0	0-0-0	0.00	2	2.0	0	
GIANTS TOTALS							2-0-0	4.09	3	11.0	5	
ATHLETICS TOTALS							0-2-0	4.50	4	12.0	6	

#41 JEREMY AFFELDT (1-0, 3.81 ERA, 1 SV) vs. LHH .204, 1 HR (10x49) vs. RHH .295, 1 HR (18x61)
 Last Win: 4/12/11 vs. LAD Last Loss: 5/20/10 at AZ Last Save: 6/2/11 at STL
 1st Batter Faced/Retired: 33/23 (69.6%) Inherited Runners/Stranded: 17/13 (76.4%) Save Op. (1/4)

- has held opponents scoreless over his last 8 outings (10.1ip), 2nd-longest active scoreless streak among Giants relievers (Wilson, 14.1)...
- has been unscored upon in 27 of 33 outings on season, including 23 of his last 27...
- has not fared well with RISP, allowing opponents avg. of .321 (9-for-28)...

#46 SANTIAGO CASILLA (0-1, 1.80 ERA, 0 SV) vs. LHH .357, 0 HR (5x14) vs. RHH .158, 1 HR (3x19)
 Last Win: 9/10/10 at SD Last Loss: 6/16/11 at AZ Last Save: 6/13/10 vs. OAK
 1st Batter Faced/Retired: 11/6 (54.5%) Inherited Runners/Stranded: 5/5 (100.0%) Save Op. (0/0)

- was charged with his 1st loss of season Thursday night at Arizona, after allowing walk-off homer to Justin Upton in 10th inning...
- has allowed only 2 runs in 9.0 innings (10 games) since coming off DL...
- is holding right-handed batters to .158 (3-for-19) avg. against, while left-handed hitters have .357 (5-for-14) mark...
- was reinstated from 15-day DL on May 28...had missed SF's 1st 48 games since April 1 with an inflamed right elbow...

#49 JAVIER LOPEZ (3-1, 2.70 ERA, 1 SV) vs. LHH .100, 0 HR (5x50) vs. RHH .286, 0 HR (12x42)
 Last Win: 6/6/11 vs. WSH Last Loss: 5/31/11 at STL Last Save: 5/12/11 vs. AZ
 1st Batter Faced/Retired: 34/27 (79.4%) Inherited Runners/Stranded: 24/18 (75.0%) Save Op. (1/3)

- tossed 1.0-scoreless inning last night here in Oakland (1bb, 1so) and has now blanked opposition in 29 of his 34 games this year...
- has retired all 16 left-handed batters faced this month...
- leads Giants' relievers with most appearances this season (34)...
- has gone 5-1 with 2.17 ERA (11er, 45.2ip) and .176 avg. against (28-for-159) in 61 regular season relief appearances since joining Giants last August in trade with Pittsburgh...

#59 GUILLERMO MOTA (2-2, 4.45 ERA, 0 SV) vs. LHH .293, 1 HR (12x41) vs. RHH .284, 2 HR (23x81)
 Last Win: 4/30/11 at WSH Last Loss: 5/28/11 at MIL Last Save: 5/04/10 at FLA
 1st Batter Faced/Retired: 24/17 (70.8%) Inherited Runners/Stranded: 21/14 (66.7%) Save Op. (0/0)

- pitched 1.0 inning last night at Oakland, allowing 2 earned runs on 3 hits...
- has given up at least 1 run in 7 of his last 9 appearances as opponents are hitting .409 (18-for-44) off him during this 9-game span...
- leads Giants relievers with 32.1 innings pitched this season...

#52 RAMON RAMIREZ (2-0, 1.63 ERA, 1 SV) vs. LHH .321, 0 HR (9x28) vs. RHH .174, 1 HR (12x69)
 Last Win: 6/12/11 vs. CIN Last Loss: 7/20/10 at OAK Last Save: 4/6/11 at SD
 1st Batter Faced/Retired: 28/22 (78.5%) Inherited Runners/Stranded: 21/16 (76.2%) Save Op. (1/1)

- has struck out 5 of his last 9 batters faced...
- RH hitters are 9-for-their-last-24 off him after starting year going 3-for-45...
- has blanked opponents in 23 of 28 games and has given up just 3 extra base hits...
- since being acquired by San Francisco at last year's trade deadline (July 31), has 1.15 ERA (7er, 54.2ip), which ranks as 2nd-lowest of any reliever in Majors during span (min. 50.0ip)...(SD's Mike Adams, 1.13 ERA)...

#54 SERGIO ROMO (3-0, 2.18 ERA, 0 SV) vs. LHH .333, 0 HR (6x18) vs. RHH .125, 1 HR (7x56)
 Last Win: 6/1/11 at STL Last Loss: 5/7/10 at NYM Last Save: 8/25/09 vs. AZ
 1st Batter Faced/Retired: 30/23 (76.6%) Inherited Runners/Stranded: 8/6 (75.0%) Save Op. (0/1)

- ranks 3rd in NL with .125 avg. against (7-for-56) vs. RH batters this season (min. 50 batters faced)...
- has registered at least 1 strikeout in 23 of his 30 games this year...has fanned 33 batters while allowing 4 walks in 20.2 innings...
- his strikeout to walk ratio of 8.25 is 4th-best in Majors, behind MIN's Matt Capps (9.50), TB's Kyle Farnsworth (9.00) and SD's Mike Adams (8.50)...
- has blanked opponents in 26 of his 30 appearances, including 17 of his last 20...

#38 BRIAN WILSON (5-1, 2.53, 20 SV) vs. LHH .238, 0 HR (15x63) vs. RHH .200, 0 HR (11x55)
 Last Win: 6/10/11 vs. CIN Last Loss: 4/24/11 vs. ATL Last Save: 6/15/11 at AZ
 1st Batter Faced/Retired: 32/23 (71.8%) Inherited Runners/Stranded: 5/2 (40.0%) Save Op. (20/22)

- is T1st in Majors with 20 saves even though he started season on 15-day disabled list, is also T1st in Majors among relievers with 5 wins...
- has allowed at least 1 baserunner in 24 of his 32 appearances...
- has tossed 14.1-scoreless innings over his last 14 games and has allowed just 1 run in his last 24.2 innings (0.36 ERA), covering his last 24 contests...

GIANTS BULLPEN TOTALS

AVG: .234 (172x736)
 vs. LHH: .227, 3 HR (70x308)
 vs. RHH: .238, 4 HR (102x428)
 1st Batter Faced/Retired: 211/152 (72.0%)
 Inherited Runners/Stranded: 110/81(73.6%)

GIANTS BULLPEN - BY MONTH

Month	W-L	ERA	Sv-Opp	IP	H	R	ER
Mar/April	6-3	3.12	9-13	89.1	63	31	31
May	7-3	4.10	7-11	63.2	71	29	29
June	4-1	2.02	7-7	49.0	38	12	11
July	--	---	--	--	--	--	--
August	--	---	--	--	--	--	--
September	--	---	--	--	--	--	--
October	--	---	--	--	--	--	--

GIANTS BULLPEN LINES - LAST 3 SERIES

DATE	OPP	W-L-S	IP	H	R	ER	BB	SO	HR
6/09-6/12	CIN	1-0-0	10.0	9	5	4	9	12	0
6/13-6/15	at AZ	0-1-2	8.2	7	1	1	5	9	1
6/17-6/19	at OAK	0-0-0	2.0	3	2	2	1	1	0

INDIVIDUALS - LAST 5 APPEARANCES

JEREMY AFFELDT

DATE	OPP	DEC	IP	H	R	ER	BB	SO	HR
06/06	WSH	ND	1.2	2	0	0	0	3	0
06/10	CIN	ND	1.0	0	0	0	0	2	0
06/11	CIN	ND	0.1	0	0	0	0	0	0
06/14	at AZ	ND	0.1	0	0	0	0	0	0
06/16	at AZ	ND	2.0	1	0	0	1	4	0
Totals	0.00	0-0-0	5.1	3	0	0	1	9	0

SANTIAGO CASILLA

DATE	OPP	DEC	IP	H	R	ER	BB	SO	HR
06/07	WSH	ND	1.0	1	0	0	0	0	0
06/09	CIN	ND	1.0	1	1	0	2	0	0
06/11	CIN	ND	1.0	0	0	0	0	1	0
06/15	at AZ	ND	1.0	1	0	0	0	0	0
06/16	at AZ	L	1.1	2	1	1	0	2	1
Totals	1.69	0-1-0	5.1	5	2	1	2	3	1

JAVIER LOPEZ

DATE	OPP	DEC	IP	H	R	ER	BB	SO	HR
06/09	CIN	ND	0.1	0	0	0	0	0	0
06/11	CIN	ND	0.2	1	2	2	4	1	0
06/12	CIN	ND	0.2	0	0	0	0	2	0
06/13	at AZ	ND	1.0	0	0	0	0	0	0
06/17	at OAK	ND	1.0	0	0	0	1	1	0
Totals	4.91	0-0-0	3.2	1	2	2	5	4	0

GUILLERMO MOTA

DATE	OPP	DEC	IP	H	R	ER	BB	SO	HR
06/02	at STL	ND	1.0	3	4	4	1	1	1
06/06	WSH	ND	2.0	0	0	0	1	3	0
06/09	CIN	ND	0.2	2	1	1	1	1	0
06/11	CIN	ND	2.0	2	0	0	2	0	0
06/17	at OAK	ND	1.0	3	2	2	0	0	0
Totals	9.45	0-0-0	6.2	10	7	7	5	5	1

RAMON RAMIREZ

DATE	OPP	DEC	IP	H	R	ER	BB	SO	HR
06/01	at STL	ND	0.2	0	0	0	0	0	0
06/04	COL	ND	1.0	1	0	0	1	0	0
06/07	WSH	ND	2.0	2	0	0	1	2	0
06/11	CIN	ND	1.0	2	1	1	0	3	0
06/12	CIN	W	1.0	0	0	0	0	1	0
Totals	1.59	1-0-0	5.2	5	1	1	2	6	1

SERGIO ROMO

DATE	OPP	DEC	IP	H	R	ER	BB	SO	HR
06/06	WSH	ND	1.0	2	0	0	1	1	0
06/10	CIN	ND	1.0	0	0	0	0	3	0
06/12	CIN	ND	0.1	0	0	0	0	0	0
06/14	at AZ	ND	0.0	0	0	0	1	0	0
06/15	at AZ	ND	1.0	2	0	0	0	1	0
Totals	0.00	0-0-0	3.1	4	0	0	2	5	0

BRIAN WILSON

DATE	OPP	DEC	IP	H	R	ER	BB	SO	HR
06/06	WSH	ND	1.0	0	0	0	0	1	0
06/10	CIN	W	1.0	1	0	0	0	1	0
06/12	CIN	SV	1.0	1	0	0	0	1	0
06/14	at AZ	SV	1.0	0	0	0	2	1	0
06/15	at AZ	SV	1.0	1	0	0	1	1	0
Totals	0.00	1-0-3	5.0	3	0	0	3	5	0

BATTING VS. OAKLAND

PLAYER	CAREER					2011				
	AVG	AB	H	HR	RBI	AVG	AB	H	HR	RBI
Pat Burrell	.230	74	17	4	14	.125	8	1	0	0
Emmanuel Burriss	.333	18	6	0	2	.667	3	2	0	1
Brandon Crawford	.000	3	0	0	0	.000	3	0	0	0
Bill Hall	.246	61	15	2	9	.250	4	1	0	0
Aubrey Huff	.266	237	63	9	30	.235	17	4	0	1
Cody Ross	.333	27	9	2	3	.333	15	5	1	2
Aaron Rowand	.194	155	30	2	14	.000	1	0	0	0
Pablo Sandoval	.295	44	13	2	5	.250	4	1	0	0
Nate Schierholtz	.313	32	10	3	8	.100	10	1	1	2
Chris Stewart	.167	6	1	0	0	.333	3	1	0	0
Miguel Tejada	.256	156	40	3	18	.200	15	3	0	1
Andres Torres	.241	58	14	0	4	.133	15	2	0	0
Eli Whiteside	.200	5	1	0	1	---	--	--	--	--
GIANTS TOTALS						.236	140	33	2	10
ATHLETICS TOTALS						.203	133	27	1	8

#9 BRANDON BELT (.211, 1 HR, 4 RBI)**ON 15 DAY DISABLED LIST WITH HAIRLINE FRACTURE IN LEFT WRIST**

- was placed on 15 day disabled list prior to game on June 5 (retro to June 1) with hairline fracture in his left wrist...sustained injury after getting hit by pitch May 31 from Cardinals' lefty Trevor Miller...
- has hit .211 (12-for-57) with 2B, HR and 4 RBI in 19 games with Giants...

#5 PAT BURRELL (.225, 6 HR, 17 RBI)**Current streak: hitless last game (0x0)**

Roadtrip (.500, 1x2, 0 HR, 2 RBI) RISP (.167, 6x36)

vs. LHP (.167, 8x48, 0 HR)

vs. RHP (.255, 24x94, 6 HR)

Career vs. **Moscoso** (---, 0x0, 0 HR, 0 RBI, 0 BB, 0 K)

Last HR: June 11, 2011 vs. SF, off RHP Carlos Flisher (at-bats since: 4)

- is just 2-for-his-last-15 (.133) and has just 6 hits in his last 37 at-bats (.162)...
- has hit just one HR over his last 45 games and 99 ABs after hitting 5 in his 1st 15 contests of season and 45 ABs...
- is 2-for-15 (.133) with 4 BBs and 2 RBI as pinch-hitter...
- has started just 10 of San Francisco's last 35 games...

#2 EMMANUEL BURRISS (.254, 0 HR, 2 RBI)**Current streak: hitless last game (0x3)**

Roadtrip (.286, 2x7, 0 HR, 0 RBI) RISP (.111, 1x9)

vs. LHP (.300, 3x10, 0 HR)

vs. RHP (.245, 13x53, 0 HR)

Career vs. **Moscoso** (---, 0x0, 0 HR, 0 RBI, 0 BB, 0 K)

Last HR: Aug. 31, 2008 at CIN, off RHP Bronson Arroyo (at-bats since: 299)

- is just 3-for-24 (.125) at plate over his last 8 games...
- has hit safely in 13 of his 23 games with Giants at .254 (16-for-63)...
- has started 13 games (8 at 2nd base, 3 at shortstop and 2 at 3rd base)...has appeared at every IF position as well as LF this season...

#35 BRANDON CRAWFORD (.200, 1 HR, 8 RBI)**Current streak: hitless last 2 games (0x7)**

Roadtrip (.167, 2x12, 0 HR, 0 RBI) RISP (.333, 7x21)

vs. LHP (.091, 1x11, 0 HR)

vs. RHP (.222, 12x54, 1 HR)

Career vs. **Moscoso** (---, 0x0, 0 HR, 0 RBI, 0 BB, 0 K)

Last HR: May 27, 2011 at MIL, off RHP Shaun Marcum (at-bats since: 62)

- batted .292 (7-for-24) in his 1st 8 games in big leagues, but has gone just 6-for-41 (.146) over his last 12 contests...
- since having his contract purchased from Class A Advanced San Jose on May 26, has started 17 games (all at SS)...
- 24-year-old has gone 13-for-65 (.200) with 2 2Bs, 3B, HR (grand slam as 1st career hit) and 8 RBI over his 1st 20 big league contests...has hit well w/RISP as he is 7-for-21 in those situations...

#7 MARK DEROSA (.162, 0 HR, 3 RBI)**ON 15 DAY DISABLED LIST WITH LEFT WRIST STRAIN**

- was diagnosed with partial tear of ECU tendon in his left wrist...was placed on 15 day DL May 19...injured wrist while loading his hands during his 2nd AB in 4th inning on May 18 at LA...marks his 2nd DL stint this year and 3rd as member of Giants...
- was hitting .162 (6-for-37) with 2B and 3 RBI in 18 games with Giants this season...

#14 MIKE FONTENOT (.207, 2 HR, 9 RBI)**ON 15 DAY DISABLED LIST WITH LEFT GROIN STRAIN**

- was placed on 15 day disabled list on May 26 with right groin strain...sustained injury while trying to beat out grounder hit to 2nd base in 4th inning of May 25 game vs. Florida...
- had gone 1-for-1 with walk and 2 runs scored for Fresno on June 10 before leaving in 4th inning with groin tightness...is back with SF until ready for his next rehab outing...

#34 DARREN FORD (.300, 0 HR, 0 RBI)**ON 15 DAY DISABLED LIST WITH LEFT ANKLE SPRAIN**

- played in his 2nd rehab assignment with triple-A Fresno last night and went 2-for-4 during 7.0 innings of play...was placed on 15 day disabled list (retroactive to May 23) with left ankle sprain...injured ankle sliding into home while scoring game-winning run in 11th inning on Emmanuel Burriss' game-ending single to RF on May 22 vs. A's...
- had appeared in 17 games in 2011, going 3-for-10 (.300) with BB, 6 runs and 5 stolen bases...had been used almost entirely as pinch-runner or late defensive replacement in outfield...

#6 BILL HALL (.226, 2 HR, 14 RBI)**Current streak: 1 game (1x4)**

Roadtrip (.300, 3x10, 0 HR, 1 RBI) RISP (.214, 9x42)

vs. LHP (.310, 13x42, 0 HR)

vs. RHP (.197, 23x117, 2 HR)

Career vs. **Moscoso** (---, 0x0, 0 HR, 0 RBI, 0 BB, 0 K)

Last HR: May 14, 2011 vs. NYM, off RHP R.A. Dickey (at-bats since: 41)

- went 1-for-4 last night with 2B and run scored...is 3-for-13 with 2 2Bs, RBI and run scored in 5 games with SF...
- was signed by Giants June 11 after being released by Houston June 3...hit .224 (33-for-147) with 7 2Bs, 2 3Bs, 2 HRs and 13 RBI in 46 games for Astros...
- started 40 games at 2nd base for Astros committing 4 errors in 168 total chances (.976 fielding pct.)...
- 31-year-old veteran is in middle of 10th season in big leagues as he has played for Milwaukee (2002-09), Seattle (2009), Boston (2010) and Houston (2011)...

#17 AUBREY HUFF (.239, 8 HR, 35 RBI)**Current streak: hitless last game (0x4)**

Roadtrip (.333, 5x15, 0 HR, 1 RBI) RISP (.238, 19x80)

vs. LHP (.356, 26x73, 2 HR)

vs. RHP (.194, 36x186, 6 HR)

Career vs. **Moscoso** (---, 0x0, 0 HR, 0 RBI, 0 BB, 0 K)

Last HR: June 2, 2011 at STL, off LHP Brian Tallet (at-bats since: 49)

- went 0-for-4 last night...has still hit safely in 9 of his last 11 games at .326 clip (14-for-43) with 2 2Bs, 3B and 5 RBI...
- is batting .306 (19-for-62) with 2 2Bs, 3B, 4 HRs and 12 RBI in 16 games this month...
- his .356 clip against left-handers is 2nd-highest on team (Rowand, .389) and 3rd-best in NL...his .194 avg. against right-handers is 2nd-lowest in Majors among qualifying players...only Hanley Ramirez (.163) has lower mark....
- his 80 at-bats w/RISP are most on Giants and 5th-most in NL...has gone 19-for-80 (.238) with RISP...

#28 BUSTER POSEY (.284, 4 HR, 21 RBI) ON 60 DAY DL WITH FRACTURED LOWER LEFT LEG - OUT FOR SEASON -

- was placed on 60 day DL June 11...underwent successful surgery May 29 to repair torn ligaments in his left ankle...had two screws inserted in his leg in 90-minute procedure that was performed by three Giants team physicians at medical facility in Burlingame...
- was placed on DL May 26 with fracture to bone in lower left leg...had 3 MRIs - 1st one on his ankle, then he had one on his lower leg and finally on his knee...results came back showing broken fibula and torn ligaments in his ankle...sustained injury after Marlins' Scott Cousins collided with him at plate in bottom of 12th inning May 25...

#13 CODY ROSS (.275, 6 HR, 22 RBI)**Current streak: 4 games (6x14)**

Roadtrip (.429, 6x14, 1 HR, 3 RBI) RISP (.265, 13x49) vs. LHP (.308, 12x39, 2 HR) vs. RHP (.266, 34x128, 4 HR)
 Career vs. Moscoso (---, 0x0, 0 HR, 0 RBI, 0 BB, 0 K) Last HR: June 17, 2011 at OAK, off RHP Graham Godfrey (at-bats since: 3)

- went 2-for-4 last night with 2nd inning solo home run...has hit safely in all 4 games on road trip, batting .429 (6-for-14)...
- is batting .339 (19-for-56) with 9 2Bs, 2 HRs and 9 RBI in 16 games this month...
- 12 of his 22 RBI this season have come with 2 outs...
- has started 45 games this year (27 in right field; 18 in left)...is tied for team lead with 4 outfield assists...
- has .265 clip w/RISP, although has just 6 hits in his last 30 at-bats (.200) in those situations...

#33 AARON ROWAND (.243, 2 HR, 11 RBI)**Current streak: hitless last game (0x5)**

Roadtrip (.200, 2x10, 0 HR, 0 RBI) RISP (.219 7x32) vs. LHP (.389, 21x54, 1 HR) vs. RHP (.181, 23x127, 1 HR)
 Career vs. Moscoso (---, 0x0, 0 HR, 0 RBI, 0 BB, 0 K) Last HR: June 6, 2011 vs. WAS, off LHP John Lannan (at-bats since: 25)

- has .389 avg. (21-for-54) vs. lefties this season, which is highest avg. vs. LHP in NL...
- has gone 2-for-9 (.222) with HR as pinch-hitter this season...is 0-for-his-last-7 as PH...
- has started just 9 of SF's last 27 games...has started 43 games (33 in CF, 2 in RF and 8 in LF) and has committed no errors...has 3 OF assists...

#21 FREDDY SANCHEZ (.289, 3 HR, 24 RBI)**ON 15 DAY DISABLED LIST WITH DISLOCATED RIGHT SHOULDER**

- was placed on 15-day disabled list June 11 after leaving game in middle of 5th inning with dislocated right shoulder after making diving stop on ground ball...
- has hit .289 (69-for-239) with 15 2Bs, 3B, 3 HRs and 24 RBI in 60 games...
- has started 58 of 64 games this season (all at 2nd base) and has committed 3 errors in 244 total chances (.988 fielding pct.)...

#48 PABLO SANDOVAL (.303, 5 HR, 15 RBI)**Current streak: 4 games (4x16)**

Roadtrip (.250, 4x16, 0 HR, 1 RBI) RISP (.300, 6x20) vs. LHP (.300, 6x20, 1 HR) vs. RHP (.304, 24x79, 4 HR)
 Career vs. Moscoso (---, 0x0, 0 HR, 0 RBI, 0 BB, 0 K) Last HR: April 19, 2011 at COL, off RHP Ubaldo Jimenez (at-bats since: 44)

- made his 1st start this season at 1st base last night and 48th-career start at position...finished 1-for-4...
- has hit safely in all 4 games (4-for-16) since being activated from 15 day DL...in fact, has hit safely in all but 5 of his games this year, batting .303 (29-for-99)...has hit .300 (6-for-20) w/RISP...
- is batting .303 (20-for-66) with 2B, 4 HRs and 11 RBI in 19 games on road this season...
- missed 40 games right Hamate bone fracture...had successful surgery to remove part of bone in AZ...

#12 NATE SCHIERHOLTZ (.253, 4 HR, 20 RBI)**Current streak: hitless last game (0x4)**

Roadtrip (.154, 2x13, 0 HR, 1 RBI) RISP (.270, 10x37) vs. LHP (.150, 3x20, 0 HR) vs. RHP (.269, 35x130, 4 HR)
 Career vs. Moscoso (---, 0x0, 0 HR, 0 RBI, 0 BB, 0 K) Last HR: May 23, 2011 vs. OAK, off RHP Grant Balfour (at-bats since: 71)

- went 0-for-4 last night...has hit safely in 7 of his last 10 games, however is only hitting at .241 clip (7-for-29)...
- has already surpassed his 2010 season total for RBI from last season with 20...
- has started 30 games this season (all in RF) and is on pace to start in 69 contests...had just 41 starts all of last year...
- is 4-for-15 (.267) with 2B, HR and 4 RBI in pinch situations...
- has recorded 8 multi-hit games this season (had 6 in 2010)...

#37 CHRIS STEWART (.143, 0 HR, 0 RBI)**Current streak: 1 game (1x3)**

Roadtrip (.250, 1x4, 0 HR, 0 RBI) RISP (.000, 0x5) vs. LHP (.250, 1x4, 0 HR) vs. RHP (.118, 2x17, 0 HR)
 Career vs. Moscoso (---, 0x0, 0 HR, 0 RBI, 0 BB, 0 K) Last HR: None (at-bats since: 66)

- went 1-for-3 last night...after going hitless in his 1st 10 at-bats as Giant has gone 3-for-his-last-11...
- had his contract purchased from triple-A Fresno May 26 and has made 6 starts for SF...
- 29-year-old was Fresno's primary catcher this year, batting .221 (21-for-95) with 5 2Bs and 10 RBI in 33 games...

#10 MIGUEL TEJADA (.220, 1 HR, 17 RBI)**Current streak: hitless last 2 game (0x7)**

Roadtrip (.000, 0x7, 0 HR, 0 RBI) RISP (.189, 10x53) vs. LHP (.203, 12x59, 0 HR) vs. RHP (.225, 40x178, 1 HR)
 Career vs. Moscoso (---, 0x0, 0 HR, 0 RBI, 0 BB, 0 K) Last HR: April 8, 2011 vs. STL, off RHP Jake Westbrook (at-bats since: 210)

- went 0-for-3 last night...has still hit safely in 8 of his last 11 games while batting .268 (11-for-41) with 4 2Bs and RBI...
- 4 of his last 5 hits have gone for 2Bs...
- his .539 OPS is last in NL as his .251 on-base pct. is 2nd-to-last...
- has hit .189 (10-for-53) w/RISP and is just 2-for-his-last-17 (.118) in those situations...
- has started 61 of 70 games (28 at SS, 33 at 3B) and has committed team-high 7 errors in 215 total chances (.967 fielding pct.)...

#56 ANDRES TORRES (.248, 2 HR, 12 RBI)**Current streak: 1 game (1x4)**

Roadtrip (.182, 2x11, 0 HR, 0 RBI) RISP (.286, 10x35) vs. LHP (.091, 2x22, 0 HR) vs. RHP (.276, 35x127, 2 HR)
 Career vs. Moscoso (---, 0x0, 0 HR, 0 RBI, 0 BB, 0 K) Last HR: May 30, 2011 at STL, off RHP Kyle McClellan (at-bats since: 59)

- went 1-for-4 with 2B last night...although Torres is hitting .216 (8-for-37) over his last 13 games, he is getting on base at .396 clip (11 walks)...
- is batting .286 (10-for-35) w/RISP and has 5 hits in his last 17 at-bats in those situations...
- 10 of his last 19 hits have gone for extra-bases (8 2Bs and HR) and 17 of his 37 hits have gone for extra bases this year...
- has started 36 games this year (all in CF) and has committed one error in 91 total chances with 3 assists...has made just 4 miscues in his entire career in big leagues...

#22 ELI WHITESIDE (.200, 1 HR, 4 RBI)**Current streak: hitless last game (0x4)**

Roadtrip (.200, 2x10, 0 HR, 1 RBI) RISP (.118, 2x17) vs. LHP (.167, 2x12, 1 HR) vs. RHP (.206, 13x63, 0 HR)
 Career vs. Moscoso (---, 0x0, 0 HR, 0 RBI, 0 BB, 0 K) Last HR: April 30 at WAS off LHP John Lannan (at-bats since: 66)

- has moved into more prominent role with Buster Posey landing on disabled list...is 15-for-75 (.200) overall this year, making 23 starts...is 15-for-71 (.211) in his starts and hitless in 4 ABs when coming off bench...
- has thrown out just 4 baserunners in 25 attempts this season...

GIANTS SINGLE GAME BESTS IN 2011

	HOME RUN BREAKDOWN							MULTI-HIT GAMES					MULTI-RBI GAMES			
	1R	2R	3R	GS	PH	ITP	TOTAL	2-HIT	3-HIT	4-HIT	5+-HIT	TOTAL	2-RBI	3-RBI	4-RBI	5+-RBI
Burrell	4	1	1				6	5	1		6	2	1			3
Burriss							0	2	1		3					0
Crawford	1			1			1	5			5			1		1
Hall							0				0					0
Huff	5	3					8	12	3	1	16	6	2			9
Ross	3	2	1				6	10		1	11	3	2			5
Rowand	2				1		2	12	1		13	1	1			2
Sandoval	3	0	2				5	3	2		5		2			2
Schierholtz	2	2			1		4	4	4		8	6				6
Stewart							0				0					0
Tejada	1						1	13	1		14	3				3
Torres	1			1			2	7	2		9	1				1
Whiteside	1						1	4			4					0

GIANTS VS. ATHLETICS
Since 1997: 41-43

2011 MEETINGS (SF leads season series, 3-1)

AT&T PARK (3-0 in 2011, 21-15 all-time)	OAKLAND COLISEUM (0-1 in 2011, 17-24 all-time)
D W/L SC WINNER/LOSER	D W/L SC WINNER/LOSER
5/20 W 2-1 Lopez/Fuentes 6/17	L 2-5 Godfrey/Lincecum
5/21 W 3-0 Lincecum/Anderson 6/18	
5/22 W 5-4(11) Romo/Fuentes 6/19	

SERIES NOTES...SF dropped 5-2 decision last night here in Oakland...still have won 13 of last 18 meetings vs. A's, dating back to 2008...

- Giants swept 3-game set at AT&T Park vs. Athletics last month...marked 3rd-straight year for Giants to broom A's at AT&T...
- Giants and A's have played tight Interleague rivalry since 1997, with 8 splits in 14 campaigns...however, A's own 43-41 all-time advantage...
- Giants split season series last year with A's, going 3-3 (3-0 on Shores of McCovey Cove and 0-3 here at Oakland)...

GIANTS HITTERS CAREER AT OAKLAND COLISEUM

PLAYER	AVG	AB	H	HR	RBI
Burrell	.147	34	5	1	3
Burriss	.400	5	2	0	0
Crawford	.000	3	0	0	0
Hall	.189	37	7	1	2
Huff	.240	125	30	2	11
Ross	.375	16	6	2	2
Rowand	.191	89	17	2	7
Sandoval	.269	26	7	0	2
Schierholtz	.333	15	5	1	2
Stewart	.167	6	1	0	0
Tejada	.257	1816	466	83	305
Torres	.217	23	5	0	2
Whiteside	.000	5	0	0	0

GIANTS PITCHERS CAREER AT OAKLAND COLISEUM

PITCHER	W-L-S	ERA	STARTERS			
			G	IP	H	ER
Bumgarner	-----	---	--	--	--	--
Cain	1-2-0	1.16	3	23.1	12	3
Lincecum	2-1-0	1.23	3	22.0	17	3
Sanchez	1-2-0	3.38	4	21.1	16	8
Vogelsong	0-0-0	13.50	1	4.0	8	6
PITCHER	W-L-S	ERA	BULLPEN			
			G	IP	H	ER
Affeldt	0-0-0	2.84	6	6.1	5	2
Casilla	3-2-2	4.22	73	81.0	78	38
Lopez	0-1-0	11.25	6	4.0	4	5
Mota	0-0-0	22.50	2	2.0	4	5
Ramirez	1-1-0	2.57	6	7.0	4	2
Romo	0-0-0	4.50	2	2.0	1	1
Wilson	0-0-2	0.00	2	1.1	0	0

CATCHER'S CORNER

CATCHER	G	CS	SBA	PCT	PB	ERA	(ER/IP)
Posey	41	11	38	28.9%	3	3.34	(134/361.0)
Stewart	10	4	7	57.1%	0	2.59	(17/59.0)
Whiteside	30	4	25	16.0%	2	3.33	(78/211.0)







GIANTS MONTHLY BREAKDOWN

Month	W-L	AVG	R	R/G	HR	ERA	IP	H	BB	SO
Mar/Apr	13-13	.241	97	3.7	24	3.53	234.1	190	91	220
May	16-12	.239	90	3.2	13	3.09	247.1	225	93	212
June	10-6	.241	58	3.6	9	3.13	149.1	133	65	141
July	--	----	--	--	--	---	--	--	--	--
August	--	----	--	--	--	---	--	--	--	--
Sept.	--	----	--	--	--	---	--	--	--	--
October	--	----	--	--	--	---	--	--	--	--

THE DISABLED AND BEREAVEMENT LIST

Player	Injury	DL Type	Placed (Retro)	Reinstated/Eligible	Games Missed	SF'sWL
<i>Belt</i>	<i>Hairline fracture in left wrist</i>	<i>15-day</i>	<i>June 4 (June 1)</i>	<i>June 15</i>	<i>16</i>	<i>10-6</i>
<i>DeRosa</i>	<i>Left wrist strain</i>	<i>15-day</i>	<i>May 19</i>	<i>June 2</i>	<i>27</i>	<i>16-11</i>
<i>Fontenot</i>	<i>Left groin strain</i>	<i>15-day</i>	<i>May 26</i>	<i>June 9</i>	<i>22</i>	<i>13-9</i>
<i>Ford</i>	<i>Left ankle sprain</i>	<i>15-day</i>	<i>May 23</i>	<i>June 7</i>	<i>24</i>	<i>12-12</i>
<i>Posey</i>	<i>Fracture to bone in left leg</i>	<i>60-day</i>	<i>May 26</i>	<i>June 9</i>	<i>22</i>	<i>13-9</i>
<i>F. Sanchez</i>	<i>Dislocated right shoulder</i>	<i>15-day</i>	<i>June 11</i>	<i>June 25</i>	<i>6</i>	<i>3-3</i>
<i>Zito</i>	<i>Right mid-foot sprain</i>	<i>15-day</i>	<i>April 17</i>	<i>May 2</i>	<i>55</i>	<i>31-24</i>
Casilla	Inflamed right elbow	15-day	April 6 (April 1)	April 16	48	27-21
DeRosa	Left wrist inflammation	15-day	April 28 (April 25)	May 10	13	8-5
Ross	Right calf strain	15-day	March 31 (March 22)	April 20	17	10-7
Sandoval	Broken right hamate bone	15-day	May 1 (April 30)	June 12	40	25-15
Torres	Left Achilles strain	15-day	April 15 (April 10)	April 25	26	14-12
Wilson	Left oblique strain	15-day	March 31 (March 22)	April 6	5	1-4

Note: Players in *italics* are currently on DL/BL

 <p>FRESNO GRIZZLIES Triple-A • Steve Decker Pacific Coast League 29-40 4th place -16.0 GB</p> <ul style="list-style-type: none"> Grizzlies lost 6-5 to Sacramento in walk-off fashion last night... RHP Ronnie Ray (1-1, 4.50) was charged with his 3rd blown save and 1st loss of year as he pitched 1.1 innings in relief, allowing 1 earned run on 2 hits (1so)... C Hector Sanchez (.308) went 2-for-4 with 2B and 2 RBI... LF Thomas Neal (.323) had RBI and run scored while going 1-for-4... 	 <p>RICHMOND FLYING SQUIRRELS Double-A • Dave Machemer Eastern League 34-32 2nd place -3.5 GB</p> <ul style="list-style-type: none"> Richmond defeated visiting Bowie 6-4 last night... LHP David Quinowski (2-1, 2.01) was credited with win as he pitched 3.0-scoreless innings in relief (1h, 4so)... DH Johnny Monell (.227) had 2-for-3 night with 2B and RBI... RF Roger Kieschnick (.256) and 1B Wes Hodges (.250) combined to go 2-for-8 with 2 RBI... 	 <p>SAN JOSE GIANTS Single-A • Andy Skeels California League 49-18 1st place +13.5 GA</p> <ul style="list-style-type: none"> San Jose's 12-consecutive game win streak came to an end with 10-1 loss to Modesto... LHP Kelvin Marte (5-4, 2.93) pitched 5.0 innings, allowing 7 runs (6er) on 9 hits (HR) and was charged with loss... 3B Alex Burg (.462) accounted for only run as he belted his 2nd homer of season and finished 1-for-4... CF Gary Brown (.335) had 2-for-4 night...
 <p>AUGUSTA GREENJACKETS Single-A • Lipso Nava South Atlantic League 30-38 5th place -9.5 GB</p> <ul style="list-style-type: none"> Augusta took advantage of 11 walks and defeated Asheville 15-5 last night... RHP Justin Schumer (3-2, 5.83) was credited with win as he pitched 5.0 innings, allowing 4 runs (3er) on 8 hits (1bb, 3so)... SS Ehire Adrianza (.230) went yard for 3rd time this season and finished 3-for-4 with 2 2Bs, 3 RBI and 3 runs scored... DH Ryan Scoma (.247) had 2-for-5 night with 2B, 2 RBI and run scored... 	 <p>SALEM-KEIZER VOLCANOES Rookie • Tom Trebelhorn Northwest League 1-0 T1st place 1 GA</p> <ul style="list-style-type: none"> Salem-Keizer pounded 18 hits en route to 14-2 win over host Spokane... RHP Cameron Lamb (1-0, 1.80) pitched 5.0 innings (4h, 1er, 2bb, 4so) and was credited with win... C Daniel Burkhardt (.333) had 2-for-6 night with 2B, 3 RBI and 2 runs scored... RF Brett Krill (.250) went 1-for-4 with 3 RBI and run scored... 	 <p>ARIZONA GIANTS Rookie • Mike Goff Arizona Summer League 0-0 -- place 0 GB</p> <ul style="list-style-type: none"> Arizona Giants kick off season June 22 at Athletics...

HIGHS AND LOWS

TEAM MISCELLANEOUS

Most Games Over .500	10	June 15 (39-29)
Most Games Under .500	3	April 5 (1-4)
Longest Winning Streak:	6	May 6-13
Longest Losing Streak:	4	April 20-24
Longest Home Winning Streak:	9	May 6-May 22
Longest Road Winning Streak:	3	April 6-16
Longest Home Losing Streak:	3 (2x), last:	May 24-26
Longest Road Losing Streak	2 (3x), last:	May 1-2
Biggest Winning Margin:	10	April 2 at LAD (W, 10-0)
Biggest Losing Margin:	8 (2x)	April 20 at COL (L, 2-10)
.....		June 11 vs. CIN (L, 2-10)
Double Plays, Game, SF:	3 (5x), last:	June 9 vs. CIN
Double Plays, Game, Opponents:	5	April 16 at AZ
Errors, Game, SF:	3	March 31 at LAD
Errors, Game, Opponents:	4	April 28 at PIT
Largest Comeback:	4	May 25 vs. FLA
.....		June 6 vs. WSH
Largest Comeback Win:	4	June 6 vs. WSH
Largest Lead Surrendered:	4	May 18 at LAD (4-0)
Walk-off Wins:	9	April 8 vs. STL (Rowand, 1B)
.....		April 9 vs. STL (Tejada, 2B)
.....		May 6 vs. COL (F. Sanchez, 1B)
.....		May 7 vs. COL (Fontenot, Sac Fly)
.....		May 10 vs. AZ (Ross, 1B)
.....		May 20 vs. OAK (Huff, 1B)
.....		May 22 vs. OAK (Burriss, 1B)
.....		June 6 vs. WSH (F. Sanchez, 1B)
.....		June 10 vs. CIN (Schierholtz, 1B)
Walk-off Losses:	3	April 17 at AZ (Drew, 1B)
.....		May 28 at MIL (Lucroy, 1B)
.....		June 16 at AZ (Upton, HR)
Longest Game, Extra Innings:	13	June 6 vs. WSH
Longest Game, Time:	4:29	June 6 vs. WSH (13 inn)
Longest Game, Time - 9 Innings:	3:18	May 18 at LAD
Quickest Game:	2:02	May 2 at WAS
Largest Crowd, Home:	42,295	April 24 vs. ATL
Smallest Crowd, Home:	40,870	April 11 vs. LAD
Sellouts, Home:	31, last:	June 12 vs. CIN
Largest Crowd, Road:	56,000	March 31 at LAD

TEAM BATTING

Runs, Game, SF:	12	June 2 at STL
Runs, Game, Opponents:	11	May 13 at CHC
Runs, Inning, SF:	5 (3x), last:	June 2 at STL (7th)
Runs, Inning, Opponents:	5 (2x), last:	May 16 at COL (6th)
Most Hits, Game, SF:	16	June 1 at STL
Fewest Hits, Game, SF:	3 (2x), last:	May 2 at WAS
Most Hits, Game, Opponents:	14	May 13 at CHC
Fewest Hits, Game, Opponents: ..	3 (2x), last:	May 21 vs. OAK
Hits, Inning, SF:	6	May 25 vs. FLA (9th)
Hits, Inning, Opponents:	6	April 11 vs. LAD (5th)
Home Runs, Game, SF:	4	June 2 at STL
Home Runs, Game, Opponents:	3	May 11 vs. AZ
Steals, Game, SF:	3 (2x), last:	May 3 at NYM
Steals, Game, Opponents:	3	May 25 vs. FLA

INDIVIDUAL BATTING

Hits, Game:	4	F. Sanchez, May 25 vs. FLA
.....		Ross, June 1 at STL
.....		Huff, June 2 at STL
Runs, Game:	3 (3x), last:	Huff, June 2 at STL
Doubles, Game:	2 (11x), last:	Ross, June 14 at AZ
Triples, Game:	1 (10x), last:	Whiteside, June 15 at AZ
Home Runs, Game:	3	Huff, June 2 at STL
Back-to-Back Home Runs:	1 (3x)	Posey, Sandoval, April 17 at AZ
.....		Burrell, Schierholtz, April 18 at COL
.....		F. Sanchez, Huff, June 2 at STL
Back-to-Back-to Back Home Runs		
Grand Slams:	1	Crawford, May 27 at MIL
.....		Torres, May 30 at STL
Pinch Home Runs:	1	Rowand, April 3 at LAD
.....		Schierholtz, May 22 vs. OAK
Pinch Grand Slams:		
Lead-off Home Runs:		
Inside-The-Park Home Runs:		
Walk-Off Home Runs:		
Home Runs By Pitcher:		
Extra Base Hits:	3	Huff, June 2 at STL
RBI, Game:	6	Huff, June 2 at STL
Totals Bases, Game	13	Huff, June 2 at STL
Walks, Game:	3 (3x), last:	Burrell, May 6 vs. COL
Strikeouts, Game:	3 (10x), last:	Ross, June 11 vs. CIN
Steals, Game:	1 (40x), last:	Schierholtz, June 16 at AZ
Hitting Streak:	13	Posey, May 10-present

TEAM PITCHING

Strikeouts, Game, SF:	16	May 4 at NYM
Strikeouts, Game, Opponents:	14	April 17 at AZ
Walks, Game, SF:	10	June 11 vs. CIN
Walks, Game, Opponents:	8	April 8 vs. STL
Scoreless Innings Streak, SF:	20.0	May 7-10

INDIVIDUAL PITCHING

Strikeouts, Starter:	13	Lincecum, April 6 at SD
Strikeouts, Reliever:	4 (2x), last:	Affeldt, June 16 at AZ
Strikeouts, Opponent:	11	Dempster, May 13 at CHC
Fewest Hits Allowed, CG, SF:	3	Lincecum, May 21 vs. OAK
Fewest Hits Allowed, CG, Opp.: ...	5 (2x), last:	A. Sanchez, May 26 vs. FLA
Walks:	6 (5x), last:	J. Sanchez, June 7 vs. WSH
Walks, Opponent:	5 (2x), last:	De La Rosa, May 8 vs. COL
Home Runs Allowed:	2	Vogelsong, May 3 at NYM
Home Runs Allowed, Opponent:	3	Rogers, April 18 at COL
Innings, Starter:	9.0 (2x)	Lincecum, May 21 vs. OAK
.....		Cain, June 8 vs. WSH
Innings, Reliever:	4.1	Mota, April 16 at AZ
Fewest Innings, Starter:	1.2	Zito, April 16 at AZ
Scoreless Innings Streak, Starter:	21.0	Lincecum, April 29-May 16
Scoreless Innings Streak, Reliever:	14.1	Wilson, May 18-present
.....	10.1	Affeldt, May 31-present
.....	10.1	J. Lopez, April 19-May 12
Winning Streak:	5	Wilson, May 6-present
Losing Streak:	6	Bumgarner, April 5-May 13

RECORD BY STARTING POSITION

C:	Posey (23-18), Stewart (2-4), Whiteside (14-9)
1B:	Belt (6-8), DeRosa (1-0), Huff (30-22), Sandoval (0-1), Posey (2-0)
2B:	Burriss (4-4), Fontenot (1-1), Hall (1-1), F. Sanchez (33-25)
3B:	Burriss (1-1), DeRosa (6-3), Gillaspie (0-1), Sandoval (12-13), Tejada (20-13)
SS:	Burriss (1-2), Crawford (10-8), Fontenot (14-7), Tejada (14-14)
LF:	Belt (0-1), Burrell (24-17), Huff (0-1), Ross (10-10), Rowand (5-2)
CF:	Rowand (19-15), Torres (20-16)
RF:	Huff (7-6), Ross (15-10), Rowand (1-1), Schierholtz (16-14)
P:	Bumgarner (4-10), Cain (10-4), Lincecum (9-6), Sanchez (8-6), Vogelsong (7-3), Zito (1-2)
DH:	Huff (0-1)

RECORD BY BATTING ORDER POSITION

1st:	Burriss (1-1), Fontenot (0-1), Rowand (17-12), Tejada (1-1), Torres (20-16)
2nd:	Burriss (3-5), Fontenot (0-1), Gillaspie (0-1), Hall (0-1), F. Sanchez (25-20), Tejada (11-3)
3rd:	Burrell (1-1), Fontenot (6-1), Huff (17-18), Posey (4-3), Sanchez (8-5), Sandoval (2-2), Schierholtz (1-1)
4th:	Burrell (4-4), Huff (9-8), Posey (21-15), Ross (4-2), Sandoval (1-2)
5th:	Belt (0-1), Burrell (6-4), Huff (7-4), Ross (8-6), Rowand (0-1), Sandoval (7-7), Schierholtz (9-8), Tejada (2-0)
6th:	Belt (1-1), Burrell (13-8), Crawford (1-1), Fontenot (1-0), Huff (4-0), Ross (11-7), Rowand (4-4), Sandoval (1-1), Schierholtz (1-4), Tejada (2-5)
7th:	Belt (4-7), Burriss (1-1), Crawford (9-6), DeRosa (3-1), Fontenot (4-5), Hall (1-0), Ross (2-3), Rowand (3-1), Sandoval (1-0), Schierholtz (5-0), Tejada (6-7)
8th:	Belt (1-0), Burriss (1-0), Crawford (0-1), DeRosa (4-2), Fontenot (4-0), Ross (0-2), Rowand (1-0), Sandoval (0-2), Schierholtz (0-1), Stewart (2-3), Tejada (12-11), Whiteside (14-9)
9th:	Bumgarner (4-10), Cain (10-4), Lincecum (9-5), Sanchez (8-6), Stewart (0-1), Vogelsong (7-3), Zito (1-2)

GIANTS SCORING BY INNINGS

	1	2	3	4	5	6	7	8	9	Extra	Total
Giants	30	13	25	30	18	42	33	18	28	8	245
Opponent	17	26	39	21	26	25	45	28	15	6	248

GIANTS STATS BY POSITION

	C	1B	2B	3B	SS	LF	CF	RF	P	PH	DH
Home Runs	5	8	4	5	3	11	2	6	0	2	0
RBI	25	28	29	24	25	31	20	33	5	10	0

GIANTS STATS BY ORDER

	1st	2nd	3rd	4th	5th	6th	7th	8th	9th
Home Runs	2	2	5	8	12	8	4	3	2
RBI	22	19	38	35	33	26	28	18	11

RECORD BY DAY OF WEEK

Sunday:	4-6
Home:	4-2
Road:	0-4
Monday:	3-3
Home:	1-1
Road:	2-2
Tuesday:	6-5
Home:	2-2
Road:	4-3
Wednesday:	8-3
Home:	4-1
Road:	4-2
Thursday:	4-5
Home:	1-2
Road:	3-3
Friday:	7-5
Home:	5-1
Road:	2-4
Saturday:	7-4
Home:	3-3
Road:	4-1

MISCELLANEOUS RECORD

March:	0-1
April:	13-12
May:	16-12
June:	10-6
July:	0-0
August:	0-0
September:	0-0
1st game of series:	14-10
Last game of series:	11-11
Rubber game of series:	4-1
Get-away day:	6-9
Orange Jerseys:	3-1

EJECTIONS

Player/Coach	Date	Inn.	Umpire	Reason
Bruce Bochy	5/27 at MIL	5th	Mike Muchlinski	Arguing call at home

DELAYS

Date	OPP	Length	INN	Final Score	Details
4/26	at PIT	:46	T1st	W, 3-2 (10)	Delayed to start game (rain)
5/14	at CHC	:40	T7th	W, 3-0	Delayed to start 7th inning (rain)
5/28	at MIL	:12	B8th	L, 2-3	Switch of home plate umpire
6/1	at STL	:16	B11th	W, 7-5 (11)	Band of stadium lights went out
6/4	COL	:20	T1st	L, 1-2	Delayed to start game (rain)

