







**Minnesota Twins Minor League Report  
July 29, 2011**

Team	Level	Record	Yesterday's Scores	Streak/Last 10
 Rochester Red Wings	Triple-A	41-64; 21.5 GB Last in Int'l League North	W, 7-3 vs. Louisville	W3, 5-5
 New Britain Rock Cats	Double-A	53-51; 3.5 GB 4 <sup>th</sup> in East. League Eastern	L, 3-2 vs. Bowie	L2, 4-6
 Fort Myers Miracle	High-A	48-56; 8.5 GB T-4 <sup>th</sup> in Fla. State League South	L, 12-2 vs. Tampa	L8, 2-8
 Beloit Snappers	Low-A	54-48; 5.5 GB T-2nd in Midwest League	W, 4-1 vs. Burlington	W2, 4-6
 Elizabethton Twins	Rookie	20-15, 3.0 GB 2 <sup>nd</sup> in App. League West	L, 8-1 vs. Danville	W1, 4-6
 GCL Twins	Rookie	17-16; 2.0 GB 2 <sup>nd</sup> in Gulf Coast League South	W, 1-0 GCL Rays	W1, 6-4
 DSL Twins	DSL	31-20; 2.0 GB 2 <sup>nd</sup> in Dominican Summer League Boca Chica Baseball City	W, 9-5 vs. DSL Cubs	W1, 5-5

**Table of Contents**

-  Yesterday's Box Scores **Pg. 2**
-  Team Statistics **Pg. 9**
-  Season Standings **Pg. 16**
-  Minor League Clips **Pg. 23**

# YESTERDAY'S BOX SCORES

International League - Yesterday's Boxscores

Rochester Red Wings (41-64) 7, Louisville Bats (55-52) 3  
July 28, 2011

	1	2	3	4	5	6	7	8	9	R	H	E
Rochester	1	0	0	5	0	0	0	0	1	7	11	0
Louisville	0	0	3	0	0	0	0	0	0	3	7	1

Rochester	AB	R	H	RBI	BB	SO	LOB	AVG	Louisville	AB	R	H	RBI	BB	SO	LOB	AVG
Span, CF	4	1	1	1	0	1	1	.207	Sappelt, CF	3	1	2	0	0	0	0	.305
Bailey, LF	3	2	2	1	1	0	1	.244	Costanzo, 3B	4	1	1	0	0	1	1	.207
Dinkelman, 2B	5	0	2	2	0	0	4	.245	Phipps, RF	3	0	1	2	1	1	1	.333
Martin, D, DH	5	0	1	1	0	0	5	.266	Hermida, LF	4	0	0	0	0	1	3	.308
Bates, 1B	5	1	1	0	0	3	2	.321	Mesoraco, C	4	0	2	0	0	0	0	.306
Tosoni, RF	5	1	1	0	0	0	1	.241	Dorn, 1B	4	0	0	0	0	0	2	.255
Lambin, 3B	3	1	1	0	1	1	0	.256	Miller, C, DH	3	1	1	0	0	0	0	.214
Gardenhire, SS	4	1	2	2	0	1	1	.251	Valaika, SS	3	0	0	0	0	0	2	.231
Holm, C	4	0	0	0	0	1	3	.181	Negron, 2B	3	0	0	0	0	1	1	.202
Hacker, P	0	0	0	0	0	0	0	.000	Carroll, P	0	0	0	0	0	0	0	.071
Manship, P	0	0	0	0	0	0	0	.000	Christiani, P	0	0	0	0	0	0	0	.000
Hughes, D, P	0	0	0	0	0	0	0	.000	Fisher, C, P	0	0	0	0	0	0	0	.000
Totals	38	7	11	7	2	7	18	.255	Gil, P	0	0	0	0	0	0	0	.000
									Totals	31	3	7	2	1	4	10	.264

## BATTING

**2B:** Dinkelman 2 (22, Carroll, Carroll), Gardenhire (12, Carroll).  
**3B:** Bailey (5, Gil).  
**TB:** Span; Bailey 4; Dinkelman 4; Martin, D; Bates; Tosoni; Lambin; Gardenhire 3.  
**RBI:** Dinkelman 2 (26), Gardenhire 2 (29), Span (2), Bailey (40), Martin, D (49).  
**2-out RBI:** Bailey; Dinkelman.  
**Runners left in scoring position, 2 out:** Bates; Martin, D 3.  
**SAC:** Span.  
**Team RISP:** 4-for-13.  
**Team LOB:** 8.

## BATTING

**2B:** Miller, C (6, Hacker).  
**TB:** Sappelt 2; Costanzo; Phipps; Mesoraco 2; Miller, C 2.  
**RBI:** Phipps 2 (3).  
**2-out RBI:** Phipps 2.  
**GIDP:** Dorn; Hermida.  
**Team RISP:** 2-for-4.  
**Team LOB:** 4.

## BASERUNNING

**SB:** Span (3, 2nd base off Carroll/Mesoraco).

## FIELDING

**E:** Costanzo (1, fielding).

## FIELDING

**Outfield assists:** Bailey (Sappelt at 2nd base).  
**DP:** 2 (Hacker-Dinkelman-Bates, Dinkelman-Gardenhire-Bates).

Rochester	IP	H	R	ER	BB	SO	HR	ERA	Louisville	IP	H	R	ER	BB	SO	HR	ERA
Hacker (W, 5-10)	6.0	6	3	3	1	1	0	5.66	Carroll (L, 6-7)	5.0	9	6	6	1	2	0	5.20
Manship (H, 1)	2.0	1	0	0	0	3	0	4.32	Christiani	1.0	0	0	0	1	0	0	6.05
Hughes, D	1.0	0	0	0	0	0	0	4.81	Fisher, C	2.0	0	0	0	0	4	0	2.81
Totals	9.0	7	3	3	1	4	0	4.67	Gil	1.0	2	1	1	0	1	0	4.37
									Totals	9.0	11	7	7	2	7	0	3.97

**WP:** Hacker.

**HBP:** Sappelt (by Hacker), Miller, C (by Hacker), Bailey (by Carroll).

**Pitches-strikes:** Hacker 85-56, Manship 20-17, Hughes, D 10-6, Carroll 93-58, Christiani 13-8, Fisher, C 27-19, Gil 10-9.

**Groundouts-flyouts:** Hacker 5-4, Manship 2-1, Hughes, D 0-1, Carroll 8-4, Christiani 3-1, Fisher, C 1-0, Gil 1-1.

**Batters faced:** Hacker 24, Manship 7, Hughes, D 3, Carroll 26, Christiani 5, Fisher, C 6, Gil 5.

**Umpires:** HP: Johnny Conrad. 1B: Jeff Gosney. 2B: . 3B: Karl Best.

**Weather:** 96 degrees, clear.

**Wind:** 6 mph, L to R.

**T:** 2:42.

**Att:** 8,308.

Compiled by MLB Advanced Media

**Bowie Baysox (57-46) 3, New Britain Rock Cats (53-51) 2**  
**July 28, 2011**

	1	2	3	4	5	6	7	8	9	R	H	E
<b>Bowie</b>	0	0	0	0	1	0	2	0	0	3	6	0
<b>New Britain</b>	2	0	0	0	0	0	0	0	0	2	9	0

<b>Bowie</b>	AB	R	H	RBI	BB	SO	LOB	AVG	<b>New Britain</b>	AB	R	H	RBI	BB	SO	LOB	AVG
Avery, CF	4	0	1	0	0	0	1	.276	Dozier, SS	4	0	0	0	0	3	1	.310
Miclat, 2B	3	0	1	0	0	1	0	.273	Herrmann, C	4	0	0	0	0	1	0	.243
Hoes, LF	3	0	0	0	1	1	1	.310	Benson, CF	4	1	2	0	0	1	0	.292
Mahoney, 1B	4	0	0	0	0	2	3	.276	Parmelee, 1B	3	1	2	2	1	0	0	.291
Waring, 3B	4	0	0	0	0	1	3	.199	Solarte, 2B	4	0	1	0	0	1	3	.326
Lerud, C	3	1	0	0	1	1	3	.213	Bigley, RF	4	0	0	0	0	2	1	.241
Britton, DH	4	2	3	0	0	0	0	.296	Hanson, DH	4	0	0	0	0	1	0	.262
Florimon Jr., SS	2	0	0	1	0	0	3	.263	Romero, 3B	4	0	2	0	0	0	0	.268
Welty, RF	3	0	1	2	0	2	0	.235	Dolenc, LF	3	0	2	0	0	0	1	.282
Bascom, P	0	0	0	0	0	0	0	.000	Schuld, P	0	0	0	0	0	0	0	.000
Egan, P	0	0	0	0	0	0	0	.000	Pugh, P	0	0	0	0	0	0	0	.000
Cooney, P	0	0	0	0	0	0	0	.000	<b>Totals</b>	<b>34</b>	<b>2</b>	<b>9</b>	<b>2</b>	<b>1</b>	<b>9</b>	<b>6</b>	<b>.269</b>
<b>Totals</b>	<b>30</b>	<b>3</b>	<b>6</b>	<b>3</b>	<b>2</b>	<b>8</b>	<b>14</b>	<b>.257</b>									

**BATTING**

**3B:** Britton (2, Schuld).  
**TB:** Avery; Miclat; Britton 5; Welty.  
**RBI:** Florimon Jr. (46), Welty 2 (36).  
**2-out RBI:** Welty 2.  
**Runners left in scoring position, 2 out:** Lerud 2.  
**SAC:** Florimon Jr..  
**GIDP:** Florimon Jr.; Hoes.  
**Team RISP:** 1-for-5.  
**Team LOB:** 4.

**BATTING**

**HR:** Parmelee (11, 1st inning off Bascom, 1 on, 2 out).  
**TB:** Benson 2; Parmelee 5; Solarte; Romero 2; Dolenc 2.  
**RBI:** Parmelee 2 (65).  
**2-out RBI:** Parmelee 2.  
**Runners left in scoring position, 2 out:** Solarte.  
**Team RISP:** 0-for-1.  
**Team LOB:** 6.

**BASERUNNING**

**SB:** Benson (10, 2nd base off Bascom/Lerud).  
**CS:** Romero (2, 2nd base by Bascom/Lerud), Dolenc (9, 2nd base by Egan/Lerud).

**FIELDING**

**DP:** 2 (Solarte-Dozier-Parmelee 2).

<b>Bowie</b>	IP	H	R	ER	BB	SO	HR	ERA	<b>New Britain</b>	IP	H	R	ER	BB	SO	HR	ERA
Bascom (W, 7-2)	6.0	8	2	2	1	8	1	2.95	Schuld	6.0	4	1	1	1	4	0	7.71
Egan (H, 1)	2.0	1	0	0	0	1	0	2.02	Pugh (BS, 3)(L, 0-3)	3.0	2	2	2	1	4	0	9.00
Cooney (S, 7)	1.0	0	0	0	0	0	0	4.58	<b>Totals</b>	<b>9.0</b>	<b>6</b>	<b>3</b>	<b>3</b>	<b>2</b>	<b>8</b>	<b>0</b>	<b>4.82</b>
<b>Totals</b>	<b>9.0</b>	<b>9</b>	<b>2</b>	<b>2</b>	<b>1</b>	<b>9</b>	<b>1</b>	<b>3.55</b>									

**HBP:** Miclat (by Schuld).  
**Groundouts-flyouts:** Bascom 4-4, Egan 3-0, Cooney 3-0, Schuld 8-1, Pugh 2-2.  
**Batters faced:** Bascom 26, Egan 6, Cooney 3, Schuld 22, Pugh 12.  
**Umpires:** HP: Ramon De Jesus. 1B: Joel Hospodka. 2B: . 3B: Joey Amaral.  
**Weather:** 82 degrees, clear.  
**Wind:** 5 mph, L to R.  
**T:** 2:37.  
**Att:** 4,452.

Compiled by MLB Advanced Media

**Tampa Yankees (57-46) 12, Fort Myers Miracle (48-56) 2**  
**July 28, 2011**

	1	2	3	4	5	6	7	8	9	R	H	E
<b>Tampa</b>	1	0	0	0	6	0	2	3	0	12	15	0
<b>Fort Myers</b>	0	1	1	0	0	0	0	0	0	2	8	0

Tampa	AB	R	H	RBI	BB	SO	LOB	AVG	Fort Myers	AB	R	H	RBI	BB	SO	LOB	AVG
Almonte, A, CF	5	0	1	0	0	0	2	.237	Morales, LF	5	0	1	0	0	2	4	.143
a-Landoni, PH-RF	1	0	0	0	0	1	1	.225	Beresford, SS	4	0	1	0	0	1	1	.278
Adams, 2B	5	2	3	0	1	0	0	.348	Hicks, CF	3	0	0	0	1	0	1	.251
Mustelier, RF-CF	6	0	1	0	0	0	6	.305	Arcia, RF	4	1	1	1	0	0	2	.275
Roller, 1B	5	2	2	1	0	0	0	.243	Rohlfing, C	4	1	1	0	0	1	2	.260
Segedin, 3B	5	1	1	1	0	2	3	.234	Pinto, DH	4	0	1	1	0	0	0	.252
Johnson, C, LF	2	2	0	1	1	2	2	.353	Romero, 1B	3	0	0	0	1	1	0	.212
Murton, DH	4	3	2	2	0	2	3	.276	Hidalgo, 3B	3	0	2	0	1	0	0	.285
Castro, K, SS	5	1	3	3	0	1	0	.318	De Los Santos, 2B	4	0	1	0	0	1	5	.186
Rabago, C	3	1	2	4	1	1	1	.256	Dean, P, P	0	0	0	0	0	0	0	.000
Black, S, P	0	0	0	0	0	0	0	.000	Dempster, P	0	0	0	0	0	0	0	.000
Solbach, P	0	0	0	0	0	0	0	.000	Tomshaw, P	0	0	0	0	0	0	0	.000
Marte, R, P	0	0	0	0	0	0	0	.000	<b>Totals</b>	<b>34</b>	<b>2</b>	<b>8</b>	<b>2</b>	<b>3</b>	<b>6</b>	<b>15</b>	<b>.253</b>
<b>Totals</b>	<b>41</b>	<b>12</b>	<b>15</b>	<b>12</b>	<b>3</b>	<b>9</b>	<b>18</b>	<b>.264</b>									

a-Struck out for Almonte, A in the 8th.

**BATTING**

**2B:** Mustelier (5, Dean, P), Adams (3, Dean, P).  
**HR:** Rabago (1, 5th inning off Dempster, 2 on, 2 out), Murton (8, 7th inning off Dempster, 1 on, 1 out), Roller (4, 8th inning off Tomshaw, 0 on, 0 out).  
**TB:** Almonte, A; Adams 4; Mustelier 2; Roller 5; Segedin; Murton 5; Castro, K 3; Rabago 5.  
**RBI:** Johnson, C (5), Segedin (13), Castro, K 3 (33), Rabago 4 (8), Murton 2 (51), Roller (12).  
**2-out RBI:** Johnson, C; Castro, K 2; Rabago 3.  
**Runners left in scoring position, 2 out:** Murton 2; Mustelier 3; Almonte, A.  
**SF:** Rabago.  
**Team RISP:** 6-for-13.  
**Team LOB:** 10.

**BATTING**

**2B:** Rohlfing (7, Black, S), Morales (1, Black, S).  
**HR:** Arcia (3, 3rd inning off Black, S, 0 on, 2 out).  
**TB:** Morales 2; Beresford; Arcia 4; Rohlfing 2; Pinto; Hidalgo 2; De Los Santos.  
**RBI:** Pinto (19), Arcia (12).  
**2-out RBI:** Arcia.  
**Runners left in scoring position, 2 out:** Morales 2; Rohlfing.  
**GIDP:** Hicks.  
**Team RISP:** 2-for-7.  
**Team LOB:** 8.

**FIELDING**

**PB:** Rohlfing (1).

**BASERUNNING**

**SB:** Castro, K (4, 2nd base off Dean, P/Rohlfing).

**FIELDING**

**DP:** (Adams-Castro, K-Roller).

Tampa	IP	H	R	ER	BB	SO	HR	ERA	Fort Myers	IP	H	R	ER	BB	SO	HR	ERA
Black, S (W, 6-6)	6.0	6	2	2	3	4	1	6.22	Dean, P (L, 2-4)	4.2	8	6	6	2	7	0	5.85
Solbach	1.0	1	0	0	0	0	0	3.32	Dempster	2.1	4	3	3	1	1	2	8.38
Marte, R	2.0	1	0	0	0	2	0	4.53	Tomshaw	2.0	3	3	2	0	1	1	9.00
<b>Totals</b>	<b>9.0</b>	<b>8</b>	<b>2</b>	<b>2</b>	<b>3</b>	<b>6</b>	<b>1</b>	<b>3.83</b>	<b>Totals</b>	<b>9.0</b>	<b>15</b>	<b>12</b>	<b>11</b>	<b>3</b>	<b>9</b>	<b>3</b>	<b>4.61</b>

**HBP:** Roller (by Dean, P), Murton (by Dean, P), Johnson, C (by Dempster), Johnson, C (by Tomshaw).  
**Groundouts-flyouts:** Black, S 7-6, Solbach 1-1, Marte, R 2-2, Dean, P 2-3, Dempster 3-3, Tomshaw 2-1.  
**Batters faced:** Black, S 27, Solbach 3, Marte, R 7, Dean, P 26, Dempster 13, Tomshaw 10.  
**Inherited runners-scored:** Dempster 2-2.  
**Umpires:** HP: Nick Lentz. 1B: Jonathan Bailey. 2B: . 3B: .  
**Weather:** 79 degrees, overcast.  
**Wind:** 1 mph, Varies.  
**T:** 2:57 (1:08 delay).  
**Att:** 1,714.  
**Compiled by MLB Advanced Media**

**Beloit Snappers (54-48) 4, Burlington Bees (54-48) 1**  
**July 28, 2011**

	1	2	3	4	5	6	7	8	9	R	H	E
<b>Beloit</b>	0	0	0	0	2	0	1	1	0	4	7	0
<b>Burlington</b>	0	0	0	0	0	0	1	0	1	5	0	0

Beloit	AB	R	H	RBI	BB	SO	LOB	AVG	Burlington	AB	R	H	RBI	BB	SO	LOB	AVG
Santana, CF	3	0	0	2	0	1	2	.252	Consigli, LF	4	0	2	1	0	0	0	.253
Williams, 2B	4	0	1	1	0	0	2	.279	Leyja, 2B	2	0	0	0	1	2	1	.243
Ray, DH	4	1	2	0	0	1	2	.268	Thompson, 3B	4	0	0	0	0	0	4	.278
Gonzales, 1B	3	0	0	0	0	1	1	.296	Whitaker, 1B	4	0	0	0	0	2	3	.312
Leer, 1B	1	0	0	0	0	0	1	.231	Kirby-Jones, DH	3	0	1	0	1	0	0	.238
Perez, J, 3B	3	0	0	1	1	0	0	.359	Landaeta, RF	4	0	0	0	0	0	2	.256
Ortiz, D, RF	4	0	0	0	0	2	2	.251	Cabrera, SS	3	0	1	0	0	1	1	.256
McCallum, LF	4	2	2	0	0	0	2	.185	Crisotomo, CF	2	0	0	0	1	1	1	.292
Arias, C	2	0	0	0	0	0	1	.132	Nester, C	3	1	1	0	0	0	3	.215
Bryant, SS	2	1	2	0	1	0	0	.237	Long, P	0	0	0	0	0	0	0	.000
Soliman, P	0	0	0	0	0	0	0	.000	Thornton, P	0	0	0	0	0	0	0	.000
Tonkin, P	0	0	0	0	0	0	0	.000	Vidal, P, P	0	0	0	0	0	0	0	.000
Gonzalez, J, P	0	0	0	0	0	0	0	.000	Totals	29	1	5	1	3	6	15	.243
Totals	30	4	7	4	2	5	13	.258									

**BATTING**

**2B:** Bryant (9, Long), Williams (3, Long), McCallum (8, Long).  
**TB:** Williams 2; Ray 2; McCallum 3; Bryant 3.  
**RBI:** Santana 2 (38), Williams (8), Perez, J (45).  
**2-out RBI:** Williams.  
**Runners left in scoring position, 2 out:** Ray 2.  
**SAC:** Arias 2.  
**SF:** Santana 2.  
**GIDP:** Santana.  
**Team RISP:** 1-for-7.  
**Team LOB:** 6.

**BATTING**

**2B:** Nester (11, Tonkin).  
**TB:** Consigli 2; Kirby-Jones; Cabrera; Nester 2.  
**RBI:** Consigli (41).  
**Runners left in scoring position, 2 out:** Nester.  
**GIDP:** Whitaker; Nester; Landaeta.  
**Team RISP:** 1-for-4.  
**Team LOB:** 5.

**FIELDING**

**DP:** (Thompson-Leyja-Whitaker).

**BASERUNNING**

**SB:** Ray (8, 2nd base off Thornton/Nester).

**FIELDING**

**DP:** 3 (Bryant-Williams-Gonzales 2, Williams-Bryant-Leer).

Beloit	IP	H	R	ER	BB	SO	HR	ERA	Burlington	IP	H	R	ER	BB	SO	HR	ERA
Soliman (W, 5-7)	6.0	2	0	0	3	3	0	3.87	Long (L, 6-5)	7.0	6	3	3	1	4	0	3.34
Tonkin (H, 4)	2.0	3	1	1	0	2	0	4.78	Thornton	1.0	1	1	1	0	1	0	2.63
Gonzalez, J (S, 10)	1.0	0	0	0	0	1	0	2.89	Vidal, P	1.0	0	0	0	1	0	0	1.51
Totals	9.0	5	1	1	3	6	0	3.73	Totals	9.0	7	4	4	2	5	0	3.64

**WP:** Soliman.

**HBP:** Leyja (by Soliman), Bryant (by Long).

**Groundouts-flyouts:** Soliman 5-4, Tonkin 2-0, Gonzalez, J 0-1, Long 8-6, Thornton 3-0, Vidal, P 1-0.

**Batters faced:** Soliman 22, Tonkin 8, Gonzalez, J 3, Long 29, Thornton 5, Vidal, P 3.

**Umpires:** HP: Mike Terry. 1B: Chris Gonzalez. 2B: . 3B: .

**Weather:** 90 degrees, clear.

**Wind:** 3 mph, Out to CF.

**T:** 2:54.

**Att:** 732.

**Danville Braves (19-17) 8, Elizabethton Twins (20-16) 1**  
**July 28, 2011**

	1	2	3	4	5	6	7	8	9	R	H	E
Danville	4	0	3	0	0	1	0	0	0	8	8	0
Elizabethton	0	0	0	1	0	0	0	0	0	1	7	1

Danville	AB	R	H	RBI	BB	SO	LOB	AVG	Elizabethton	AB	R	H	RBI	BB	SO	LOB	AVG
Ahmed, SS	5	0	0	0	0	2	2	.260	Koelling, DH	4	0	1	0	0	0	2	.237
DeSantiago, C	2	2	0	0	2	0	1	.253	Lockwood, 2B	4	0	0	0	0	2	2	.252
b-Tsai, PH-C	1	0	0	0	0	1	0	.500	Rosario, Ed, CF	4	1	3	1	0	0	1	.324
Drury, 3B	2	2	2	3	0	0	0	.362	Vargas, K, 1B	4	0	0	0	0	4	1	.290
De Los Santos, 3B	1	0	1	1	1	0	0	.290	Sano, 3B	4	0	1	0	0	2	1	.285
Beckwith, DH	2	2	0	0	2	0	3	.288	Kepler, LF	4	0	1	0	0	0	1	.253
Sanchez, E, 1B	4	0	1	0	0	0	4	.255	Rodriguez, Ja, C	3	0	0	0	0	1	1	.192
Larsson, LF-CF	4	2	1	3	0	0	2	.245	Goodrum, SS	3	0	1	0	0	1	0	.231
Munson, RF	3	0	1	1	1	0	0	.255	Williams, J, RF	2	0	0	0	1	0	1	.349
Reyes, E, 2B	4	0	1	0	0	0	2	.256	Van Steensel, P	0	0	0	0	0	0	0	.000
Fleming, Ku, CF	3	0	1	0	0	1	1	.232	Ciurcina, P	0	0	0	0	0	0	0	.000
a-Fleming, Ke, PH-LF	1	0	0	0	0	1	1	.115	Jewell, P	0	0	0	0	0	0	0	.000
Ross, P	0	0	0	0	0	0	0	.000	Alloway, P	0	0	0	0	0	0	0	.000
Winnie, P	0	0	0	0	0	0	0	.000	Totals	32	1	7	1	1	10	10	.262
Jurik, P	0	0	0	0	0	0	0	.000									
Totals	32	8	8	8	6	5	16	.264									

a-Struck out for Fleming, Ku in the 8th. b-Struck out for DeSantiago in the 9th.

**BATTING**

**2B:** Munson (5, Van Steensel), Reyes, E (7, Van Steensel).  
**HR:** Drury 2 (6, 1st inning off Van Steensel, 1 on, 1 out; 3rd inning off Van Steensel, 0 on, 0 out), Larsson (4, 3rd inning off Van Steensel, 1 on, 1 out).  
**TB:** Drury 8; De Los Santos; Sanchez, E; Larsson 4; Munson 2; Reyes, E 2; Fleming, Ku.  
**RBI:** Drury 3 (31), Larsson 3 (14), Munson (20), De Los Santos (4).  
**2-out RBI:** Munson; De Los Santos.  
**Runners left in scoring position, 2 out:** Reyes, E; Fleming, Ku; Sanchez, E 2.  
**GIDP:** Larsson; Beckwith.  
**Team RISP:** 2-for-7.  
**Team LOB:** 5.

**BASERUNNING**

**SB:** Beckwith (6, 2nd base off Van Steensel/Rodriguez, Ja).

**FIELDING**

**DP:** (Jurik-Ahmed-Sanchez, E).

**BATTING**

**2B:** Koelling (4, Ross).  
**HR:** Rosario, Ed (11, 4th inning off Ross, 0 on, 0 out).  
**TB:** Koelling 2; Rosario, Ed 6; Sano; Kepler; Goodrum.  
**RBI:** Rosario, Ed (30).  
**Runners left in scoring position, 2 out:** Lockwood.  
**GIDP:** Kepler.  
**Team RISP:** 0-for-1.  
**Team LOB:** 5.

**FIELDING**

**E:** Goodrum (12, throw).  
**Outfield assists:** Rosario, Ed (De Los Santos at 2nd base).  
**DP:** 2 (Goodrum-Lockwood-Vargas, K, Goodrum-Vargas, K).

Danville	IP	H	R	ER	BB	SO	HR	ERA	Elizabethton	IP	H	R	ER	BB	SO	HR	ERA
Ross (W, 4-1)	6.0	6	1	1	0	7	1	2.59	Van Steensel (L, 3-2)	2.2	6	7	7	2	2	3	6.21
Winnie	2.0	0	0	0	1	2	0	2.88	Ciurcina	3.1	2	1	0	1	1	0	9.78
Jurik	1.0	1	0	0	0	1	0	1.04	Jewell	1.0	0	0	0	1	0	0	7.36
Totals	9.0	7	1	1	1	10	1	3.38	Alloway	2.0	0	0	0	2	2	0	4.02
									Totals	9.0	8	8	7	6	5	3	4.35

**HBP:** Beckwith (by Van Steensel), Drury (by Ciurcina).  
**Groundouts-flyouts:** Ross 4-1, Winnie 1-2, Jurik 1-0, Van Steensel 2-2, Ciurcina 6-1, Jewell 1-0, Alloway 2-1.  
**Batters faced:** Ross 23, Winnie 7, Jurik 3, Van Steensel 17, Ciurcina 13, Jewell 3, Alloway 7.  
**Inherited runners-scored:** Ciurcina 1-0.  
**Umpires:** HP: Patrick Sampsell. 1B: Junior Valentine. 2B: . 3B: .  
**Weather:** 89 degrees, clear.  
**Wind:** 1 mph, Varies.  
**T:** 2:39.  
**Att:** 839.

Compiled by MLB Advanced Media

Dominican Summer League - Yesterday's Boxscores

DSL Twins (31-20) 9, DSL Cubs1 (21-28) 5

July 28, 2011

	1	2	3	4	5	6	7	8	9	R	H	E
DSL Twins	1	1	1	0	3	0	0	3	x	9	7	0
DSL Cubs1	1	3	1	0	0	0	0	x	x	5	6	5

DSL Twins	AB	R	H	RBI	BB	SO	LOB	AVG	DSL Cubs1	AB	R	H	RBI	BB	SO	LOB	AVG
Baez, D, 2B	2	0	0	0	0	0	1	.264	Gonzalez, An, 3B	3	1	0	0	1	2	1	.218
Ramirez, Jo, 2B	2	1	0	0	1	1	2	.264	Encarnacion, K, CF	4	1	2	2	0	0	1	.262
Jimenez, R, SS	4	1	1	0	1	2	1	.221	Pena, Jh, C	3	0	0	0	0	0	2	.235
Ciprian, RF	5	3	2	3	0	0	1	.232	Jimenez, G, 1B	2	1	1	1	1	1	0	.149
Gonzalez, Er, LF	2	2	1	1	3	0	0	.304	Reyes, M, LF	2	0	1	0	0	0	1	.307
Polanco, C	3	1	2	1	2	0	0	.226	Figueroa, D, DH	1	1	1	0	1	0	0	.188
Pacheco, Ad, DH	3	0	0	0	2	0	2	.262	a-Calero, PH-DH	1	0	0	0	0	0	1	.000
Arias, V, 1B	5	1	1	0	0	1	8	.230	Contreras, RF	2	0	0	1	0	2	1	.176
Martinez, Ed, 3B	1	0	0	0	3	1	0	.000	Cuevas, SS	2	0	0	0	1	0	1	.189
Ynojoso, CF	1	0	0	2	1	0	0	.196	Ortega, 2B	2	1	1	1	0	0	0	.302
Vargas, J, P	0	0	0	0	0	0	0	.000	Mejias, A, P	0	0	0	0	0	0	0	.000
Villasana, P	0	0	0	0	0	0	0	.000	Fuentes, P	0	0	0	0	0	0	0	.000
Totals	28	9	7	7	13	5	15	.226	Telles, P	0	0	0	0	0	0	0	.000
									Diaz, A, P	0	0	0	0	0	0	0	.000
									Totals	22	5	6	5	4	5	8	.224

**BATTING**

3B: Gonzalez, Er (4, Mejias, A), Ciprian (6, Telles).

HR: Ciprian (2, 5th inning off Fuentes, 0 on, 0 out).

TB: Jimenez, R; Ciprian 7; Gonzalez, Er 3; Polanco 2; Arias, V.

RBI: Gonzalez, Er (18), Ynojoso 2 (8), Ciprian 3 (24), Polanco (9).

2-out RBI: Gonzalez, Er; Ciprian 2.

Runners left in scoring position, 2 out: Baez, D; Arias, V 4; Jimenez, R.

SF: Ynojoso 2.

GIDP: Ramirez, Jo.

Team RISP: 2-for-10.

Team LOB: 10.

**BASERUNNING**

SB: Pacheco, Ad (12, 2nd base off Telles/Pena, Jh), Gonzalez, Er (10, 2nd base off Fuentes/Pena, Jh).

CS: Polanco (6, 2nd base by Mejias, A/Pena, Jh), Gonzalez, Er (3, 2nd base by Telles/Pena, Jh).

PO: Polanco (1st base by Mejias, A), Pacheco, Ad (2nd base by Telles).

a-Grounded out for Figueroa, D in the 6th.

**BATTING**

3B: Encarnacion, K (6, Vargas, J).

TB: Encarnacion, K 4; Jimenez, G; Reyes, M; Figueroa, D; Ortega.

RBI: Jimenez, G (11), Ortega (3), Encarnacion, K 2 (20), Contreras (9).

2-out RBI: Jimenez, G; Ortega; Encarnacion, K 2.

Runners left in scoring position, 2 out: Pena, Jh; Encarnacion, K.

SAC: Reyes, M; Ortega.

SF: Contreras.

Team RISP: 4-for-10.

Team LOB: 3.

**BASERUNNING**

SB: Ortega (11, 2nd base off Vargas, J/Polanco), Encarnacion, K (19, 2nd base off Vargas, J/Polanco), Figueroa, D (6, 2nd base off Vargas, J/Polanco).

CS: Figueroa, D (4, 2nd base by Villasana/Polanco), Reyes, M (11, 3rd base by Villasana/Polanco).

**FIELDING**

E: Cuevas (9, fielding), Mejias, A (1, pickoff), Gonzalez, An (18, fielding), Ortega (2, fielding), Fuentes (1, throw).

DP: 2 (Gonzalez, An-Jimenez, G, Cuevas-Ortega-Jimenez, G).

Pickoffs: Mejias, A (Polanco at 1st base), Telles (Pacheco, Ad at 2nd base).

DSL Twins	IP	H	R	ER	BB	SO	HR	ERA	DSL Cubs1	IP	H	R	ER	BB	SO	HR	ERA
Vargas, J	2.1	5	5	5	3	2	0	4.43	Mejias, A	3.0	2	3	0	4	1	0	0.00
Villasana (W, 2-1)	4.2	1	0	0	1	3	0	2.97	Fuentes (L, 0-4)	1.0	2	3	3	3	1	1	12.27
Totals	7.0	6	5	5	4	5	0	2.90	Telles	3.2	3	3	3	5	2	0	5.52
									Diaz, A	0.1	0	0	0	1	1	0	2.38
									Totals	8.0	7	9	6	13	5	1	4.17

Fuentes pitched to 4 batters in the 5th.

WP: Telles.

Groundouts-flyouts: Vargas, J 3-2, Villasana 4-4, Mejias, A 3-3, Fuentes 2-0, Telles 1-2, Diaz, A 0-0.

Batters faced: Vargas, J 15, Villasana 14, Mejias, A 16, Fuentes 8, Telles 17, Diaz, A 2.

Inherited runners-scored: Villasana 2-1, Telles 2-1, Diaz, A 2-0.

Umpires: HP: HP Umpire. 1B: 1B Umpire. 2B: . 3B: .

Weather: 96 degrees, partly cloudy.

Wind: 14 mph, In from CF.

T: 3:10.

Compiled by MLB Advanced Media

**GCL Twins (17-16) 1, GCL Rays (16-18) 0**  
**July 28, 2011**

	1	2	3	4	5	6	7	8	9	10	R	H	E
<b>GCL Twins</b>	0	0	0	0	0	0	0	0	0	1	1	5	1
<b>GCL Rays</b>	0	0	0	0	0	0	0	0	0	0	2	2	

GCL Twins	AB	R	H	RBI	BB	SO	LOB	AVG	GCL Rays	AB	R	H	RBI	BB	SO	LOB	AVG
Pimentel, C, CF	4	0	0	0	0	0	1	.212	Martin, SS	3	0	1	0	0	0	0	.250
Wickens, 2B	4	0	1	0	0	0	0	.235	Glaesmann, CF	1	0	0	0	0	0	1	.071
Pimentel, Ja, 3B	4	0	0	0	0	0	1	.152	Antunez, CF	1	0	0	0	0	0	0	.250
Hendricks, 1B	4	0	0	0	0	0	2	.247	Segovia, DH	3	0	0	0	0	0	2	.000
Quesada, LF	4	1	2	0	0	0	0	.253	a-Goetzman, PH-DH	1	0	0	0	0	0	1	.171
Cross, C	3	0	0	0	1	1	1	.173	Soriano, A, 2B	3	0	1	0	1	0	3	.217
1-Torres, PR	0	0	0	0	0	0	0	.222	Narvaez, C	2	0	0	0	2	0	1	.197
Chapman, C	0	0	0	0	0	0	0	.294	Johnson, M, RF	4	0	0	0	0	2	4	.221
Younis, DH	3	0	1	1	0	0	0	.216	Rodriguez, Hc, 1B	4	0	0	0	0	0	1	.179
Ortiz, K, RF	4	0	1	0	0	1	3	.167	Morillo, 3B	3	0	0	0	0	0	0	.205
Mejia, A, SS	4	0	0	0	0	0	4	.236	Dorville, LF	3	0	0	0	0	3	0	.153
Mata, An, P	0	0	0	0	0	0	0	.000	Duarte, H, P	0	0	0	0	0	0	0	.000
Trau, P	0	0	0	0	0	0	0	.000	Faria, P	0	0	0	0	0	0	0	.000
Herr, P	0	0	0	0	0	0	0	.000	Havlicek, P	0	0	0	0	0	0	0	.000
Fawbush, P	0	0	0	0	0	0	0	.000	<b>Totals</b>	<b>28</b>	<b>0</b>	<b>2</b>	<b>0</b>	<b>3</b>	<b>5</b>	<b>13</b>	<b>.202</b>
<b>Totals</b>	<b>34</b>	<b>1</b>	<b>5</b>	<b>1</b>	<b>1</b>	<b>2</b>	<b>12</b>	<b>.226</b>									

a-Popped out for Segovia in the 9th.

1-Ran for Cross in the 10th.

**BATTING**

**2B:** Quesada (7, Duarte, H).

**3B:** Quesada (2, Havlicek).

**TB:** Wickens; Quesada 5; Younis; Ortiz, K.

**RBI:** Younis (5).

**Runners left in scoring position, 2 out:** Mejia, A 2; Pimentel, C.

**SF:** Younis.

**GIDP:** Hendricks.

**Team RISP:** 1-for-8.

**Team LOB:** 5.

**FIELDING**

**E:** Pimentel, Ja (4, fielding).

**DP:** 4 (Mejia, A-Wickens-Hendricks, Pimentel, Ja-Wickens-Hendricks, Mejia, A-Hendricks, Hendricks-Mejia, A).

**BATTING**

**TB:** Martin; Soriano, A.

**Runners left in scoring position, 2 out:** Johnson, M; Soriano, A.

**SAC:** Antunez.

**GIDP:** Segovia; Soriano, A; Rodriguez, Hc.

**Team RISP:** 0-for-5.

**Team LOB:** 4.

**FIELDING**

**E:** Morillo (4, fielding), Faria (1, pickoff).

**DP:** (Morillo-Rodriguez, Hc).

GCL Twins	IP	H	R	ER	BB	SO	HR	ERA	GCL Rays	IP	H	R	ER	BB	SO	HR	ERA
Mata, An	3.0	1	0	0	0	1	0	0.78	Duarte, H	5.0	3	0	0	0	1	0	3.00
Trau	2.0	0	0	0	1	1	0	1.59	Faria	4.0	1	0	0	0	1	0	3.86
Herr	2.0	0	0	0	2	2	0	1.77	Havlicek (L, 0-1)	1.0	1	1	1	1	0	0	1.50
Fawbush (W, 2-0)	3.0	1	0	0	0	1	0	3.00	<b>Totals</b>	<b>10.0</b>	<b>5</b>	<b>1</b>	<b>1</b>	<b>1</b>	<b>2</b>	<b>0</b>	<b>3.42</b>
<b>Totals</b>	<b>10.0</b>	<b>2</b>	<b>0</b>	<b>0</b>	<b>3</b>	<b>5</b>	<b>0</b>	<b>2.32</b>									

**IBB:** Cross (by Havlicek).

**HBP:** Glaesmann (by Mata, An), Martin (by Trau).

**Groundouts-flyouts:** Mata, An 3-1, Trau 3-0, Herr 2-1, Fawbush 4-2, Duarte, H 8-4, Faria 6-5, Havlicek 2-1.

**Batters faced:** Mata, An 9, Trau 7, Herr 8, Fawbush 10, Duarte, H 18, Faria 13, Havlicek 5.

**Umpires:** HP: Tim Hromada. 1B: Jose Baez. 2B: . 3B: .

**Weather:** 91 degrees, partly cloudy.

**Wind:** 10 mph, L to R.

**T:** 2:15.



**ORGANIZATION STATS**

Copyright 2011 by Major League Baseball Advanced Media.

Rochester Red Wings

Individual Statistics As of: 07/28/2011 10:15 PM

W-L Record: 41-64

Choose a highlighted category to sort. NOTE: Rate stats do not use qualifiers.

GI ---GAMES BY POSITION---

BATTERS	AVG	G	AB	R	H	2B	3B	HR	RBI	TB	BB	IBB	SO	SB	CS	OBP	SLG	OPS	SF	SAC	HBP	DP	1B	2B	3B	SS	OF	C	E
Bailey, Jeff	.244	95	311	45	76	17	5	8	40	127	49	1	69	5	1	.357	.408	.765	3	0	7	3	70	0	0	0	21	0	2
Bates, Aaron	.321	70	243	38	78	16	0	4	23	106	32	2	63	1	1	.399	.436	.835	2	1	1	8	29	0	0	0	2	0	2
Brown, Matthew	.225	34	129	12	29	7	1	3	10	47	10	0	41	1	1	.286	.364	.650	0	1	1	6	2	1	26	0	3	0	6
Chang, Ray	.322	22	87	12	28	5	0	2	9	39	8	1	10	0	0	.375	.448	.823	1	3	0	2	0	0	0	22	0	0	1
* Dinkelman, Brian	.245	91	339	39	83	22	1	1	26	110	36	4	63	7	2	.325	.324	.649	2	0	5	6	0	39	0	0	45	0	3
Fernandez, Jair	.241	10	29	4	7	4	0	0	5	11	3	0	11	0	0	.313	.379	.692	0	0	0	1	0	0	0	0	0	9	0
Gardenhire, Toby	.251	72	231	24	58	12	0	2	29	76	12	1	32	1	1	.287	.329	.616	1	8	0	9	0	31	6	30	5	1	9
# Hollimon, Mike	.196	16	56	11	11	4	2	0	6	19	9	0	15	1	0	.318	.339	.657	0	0	1	0	0	0	0	0	15	0	0
Holm, Steve	.181	34	105	10	19	4	0	1	9	26	14	0	28	0	0	.285	.248	.532	2	2	2	0	0	0	0	0	0	32	1
Hughes, Luke	.154	14	52	7	8	1	0	2	5	15	8	0	10	2	0	.258	.288	.547	2	0	0	0	0	7	7	0	0	0	1
* Kubel, Jason	.333	5	18	3	6	1	0	1	2	10	3	0	4	0	0	.429	.556	.984	0	0	0	0	0	0	0	0	3	0	0
# Lambin, Chase	.256	96	340	37	87	17	3	5	32	125	33	1	83	0	6	.328	.368	.696	5	0	6	8	0	0	66	8	4	0	20
Lehmann, Danny	.206	42	136	11	28	5	0	2	13	39	11	0	21	0	0	.285	.287	.572	0	1	4	1	0	0	0	0	0	42	3
* Martin, Dustin	.266	99	350	49	93	18	3	10	49	147	44	0	75	9	6	.350	.420	.770	5	0	4	8	0	0	0	0	87	0	1
# Nishioka, Tsuyoshi	.333	3	12	0	4	1	0	0	1	5	2	0	1	0	0	.429	.417	.845	0	0	0	0	0	0	0	3	0	0	0
Plouffe, Trevor	.313	51	192	33	60	11	3	15	33	122	21	0	39	3	1	.384	.635	1.019	3	1	3	2	7	9	1	27	7	0	5
* Reed, Jeremy	.000	4	15	0	0	0	0	0	0	0	1	0	2	0	0	.063	.000	.063	0	2	0	0	0	0	0	0	4	0	0
Repko, Jason	.174	6	23	2	4	0	0	1	3	7	1	0	6	0	0	.200	.304	.504	1	0	0	0	0	0	0	0	6	0	1
* Revere, Ben	.303	32	132	15	40	3	1	1	9	48	6	0	11	8	2	.338	.364	.702	0	2	1	4	0	0	0	0	31	0	3
Rivera, Rene	.259	22	81	9	21	7	0	3	17	37	4	0	14	0	0	.302	.457	.759	0	1	1	4	0	0	0	0	0	22	1
* Roberts, Brandon	.277	43	148	16	41	5	1	2	10	54	3	0	23	7	5	.303	.365	.668	1	0	3	1	0	0	0	0	38	0	0
# Romero, Nicholas	.000	1	2	1	0	0	0	0	1	0	2	0	1	0	0	.500	.000	.500	0	0	0	0	0	0	0	0	0	0	0
* Singleton, Steve	.246	40	142	16	35	8	1	3	17	54	6	0	25	1	1	.289	.380	.670	1	1	3	3	0	27	1	10	0	0	4
* Span, Denard	.207	8	29	3	6	1	0	0	2	7	0	0	4	3	0	.207	.241	.448	0	1	0	1	0	0	0	0	8	0	0
# Tolbert, Matt	.194	10	36	3	7	1	1	0	3	10	6	0	6	1	3	.295	.278	.573	2	2	0	1	0	1	0	9	0	0	3
* Tosoni, Rene	.241	59	216	25	52	11	0	6	30	81	15	1	51	4	0	.292	.375	.667	1	2	1	6	0	0	0	0	55	0	2
Young, Delmon	.290	9	31	5	9	3	0	2	5	18	1	0	5	0	0	.313	.581	.893	0	0	0	1	0	0	0	0	4	0	0
Team Total	.255	105	3485	430	890	184	22	74	389	1340	340	11	713	54	30	.326	.385	.711	32	28	43	75							77

PITCHERS	W	L	ERA	G	GS	CG	SHO	SV	SVO	IP	H	R	ER	HR	HB	BB	IBB	SO	BK	WP	GO/AO	DP	WHIP	AVG	AB	TBF	SF	GF	HLD
Baldwin, Andrew	5	8	5.80	18	17	1	0	0	0	99.1	109	67	64	26	0	26	0	76	0	1	0.62	6	1.36	.275	396	428	3	0	0
Bazardo, Yorman	0	1	4.71	9	3	0	0	0	0	21.0	21	11	11	3	5	8	0	17	1	1	1.05	5	1.38	.266	79	92	0	1	1
Burnett, Alex	0	0	7.36	4	0	0	0	1	1	3.2	5	3	3	1	0	1	0	3	0	0	1.33	1	1.64	.333	15	16	0	3	0
DeVries, Cole	3	2	5.30	19	1	0	0	0	0	35.2	51	24	21	3	0	12	2	29	0	0	0.52	4	1.77	.333	153	168	2	5	1
* Diamond, Scott	4	9	4.58	18	18	1	0	0	0	98.1	114	56	50	7	0	32	2	72	1	3	1.61	11	1.48	.290	393	432	5	0	0
Diamond, Thomas	0	4	8.25	7	5	0	0	0	0	24.0	32	22	22	6	0	15	1	27	0	0	0.79	2	1.96	.320	100	117	0	1	0
* Dumatrait, Phil	0	1	1.15	15	0	0	0	4	6	15.2	10	4	2	1	1	11	1	12	0	0	2.09	3	1.34	.179	56	68	0	8	2
Gardenhire, Toby	0	0	0.00	1	0	0	0	0	0	1.0	1	0	0	0	0	0	0	0	0	0	0.00	0	1.00	.250	4	4	0	1	0
Gibson, Kyle	3	8	4.81	18	18	0	0	0	0	95.1	109	57	51	11	1	27	1	91	0	5	1.94	1	1.43	.282	386	419	3	0	0
Gutierrez, Carlos	2	2	3.88	33	0	0	0	0	0	48.2	42	30	21	1	1	25	1	38	0	6	3.74	3	1.38	.225	187	215	1	10	4
Hacker, Eric	5	10	5.66	19	18	0	0	0	0	98.2	109	69	62	13	9	31	0	68	0	6	1.02	6	1.42	.278	392	437	3	0	0
Hendriks, Liam	1	0	3.55	2	2	0	0	0	0	12.2	14	5	5	0	0	1	0	6	0	1	1.38	1	1.18	.286	49	52	1	0	0
Hoey, Jim	1	3	3.00	22	0	0	0	5	6	30.0	19	11	10	3	1	15	2	27	0	4	1.90	5	1.13	.186	102	120	0	15	0
* Hughes, Dusty	3	0	4.81	29	0	0	0	1	2	33.2	36	19	18	4	1	11	1	42	0	0	0.81	0	1.40	.267	135	148	0	8	5
* James, Chuck	1	1	2.25	26	0	0	0	0	1	40.0	29	10	10	3	1	18	1	48	0	3	0.61	2	1.18	.197	147	167	1	10	2
Manship, Jeff	1	2	4.32	11	3	0	0	0	0	25.0	24	12	12	4	0	4	0	21	0	1	1.30	1	1.12	.245	98	102	0	2	1
* Mullins, Ryan	1	4	8.80	7	6	0	0	0	0	29.2	47	30	29	6	2	10	0	24	0	2	1.00	1	1.92	.362	130	143	1	0	0
Nathan, Joe	0	0	0.00	3	1	0	0	0	0	3.0	2	1	0	0	0	1	0	5	0	0	1.00	0	1.00	.200	10	12	0	0	0
* Perkins, Glen	0	0	0.00	2	1	0	0	0	0	3.0	4	0	0	0	0	0	0	2	0	0	1.00	1	1.33	.333	12	12	0	0	0
Slama, Anthony	3	2	2.92	27	0	0	0	1	3	37.0	27	15	12	4	3	16	4	42	0	3	0.91	0	1.16	.201	134	155	0	16	5
Slowey, Kevin	0	1	4.68	5	5	0	0	0	0	25.0	32	13	13	2	4	3	0	15	0	1	0.49	1	1.40	.314	102	112	2	0	0
* Stevens, Jake	1	1	3.94	18	1	0	0	0	0	32.0	31	14	14	2	0	12	2	31	0	1	1.06	2	1.34	.244	127	140	1	8	0
Swarzak, Anthony	2	1	3.90	6	6	1	0	0	0	32.1	35	14	14	3	0	7	0	25	0	0	0.53	1	1.30	.267	131	139	0	0	0
* Tarsi, Michael	0	0	0.00	2	0	0	0	0	0	3.0	0	0	0	0	0	0	0	3	0	0	0.50	0	1.00	.000	9	12	0	0	0
Waldrop, Kyle	5	4	4.12	43	0	0	0	1	2	63.1	68	34	29	4	4	15	3	37	0	3	3.58	12	1.31	.278	245	266	1	14	3
Team Total	41	64	4.67	105	105	3	5	13	21	911.0	971	521	473	107	33	304	21	758	2	41	1.57	69	1.40	.270	3592	3976	24	102	24

KEY: \* - lefthanded hitter/pitcher, # - switch hitter

New Britain Rock Cats

Individual Statistics As of: 07/29/2011 09:55 AM EDT

W-L Record: 53-51

Choose a highlighted category to sort. NOTE: Rate stats do not use qualifiers.

GI ---GAMES BY POSITION---

BATTERS		AVG	G	AB	R	H	2B	3B	HR	RBI	TB	BB	IBB	SO	SB	CS	OBP	SLG	OPS	SF	SAC	HBP	DP	1B	2B	3B	SS	OF	C	E	
	<a href="#">Benson, Joe</a>	.292	73	264	42	77	21	2	8	42	126	31	3	73	10	3	.386	.477	.863	1	0	10	13	0	0	0	0	65	0	1	
	<a href="#">Bigley, Evan</a>	.241	97	357	39	86	25	3	5	40	132	22	0	82	5	4	.295	.370	.664	2	3	6	7	0	0	0	0	92	0	6	
	<a href="#">Cates, Chris</a>	.211	62	161	19	34	6	0	0	5	40	13	0	19	0	2	.271	.248	.520	2	3	1	5	0	3	10	46	1	0	9	
	<a href="#">Chang, Ray</a>	.270	23	89	10	24	9	0	1	22	36	5	1	14	1	1	.320	.404	.724	1	0	2	1	0	1	20	0	1	0	3	
	<a href="#">de San Miguel, Allan</a>	.190	13	42	5	8	2	0	0	2	10	3	0	15	0	0	.244	.238	.483	0	1	0	1	0	0	0	0	0	0	13	1
	<a href="#">Dolenc, Mark</a>	.282	96	308	28	87	10	4	2	40	111	24	1	100	16	9	.336	.360	.697	4	6	3	6	0	0	0	0	93	0	5	
	<a href="#">Dozier, Brian</a>	.310	40	158	31	49	11	5	1	14	73	16	0	22	9	3	.384	.462	.846	0	2	3	7	0	9	1	30	0	0	2	
	<a href="#">Fernandez, Jair</a>	.230	19	61	10	14	3	0	1	9	20	12	0	17	0	0	.365	.328	.693	0	1	1	2	0	0	0	0	0	0	13	1
	<a href="#">Hanson, Nathan</a>	.262	39	145	16	38	9	1	2	18	55	10	0	17	1	0	.311	.379	.690	4	0	2	4	17	0	4	0	3	0	0	
*	<a href="#">Herrmann, Chris</a>	.243	68	243	36	59	9	3	5	29	89	48	2	51	7	3	.372	.366	.738	0	3	2	2	0	0	0	0	19	38	5	
#	<a href="#">Hollimon, Mike</a>	.215	72	256	41	55	9	0	12	38	100	38	0	75	9	2	.315	.391	.706	1	1	0	1	0	13	3	20	16	0	10	
	<a href="#">Lehmann, Danny</a>	.462	4	13	4	6	1	0	0	1	7	1	0	2	0	0	.500	.538	1.038	0	1	0	1	0	0	0	0	0	4	1	
*	<a href="#">Parmelee, Chris</a>	.291	104	388	62	113	24	5	11	65	180	56	4	69	0	1	.378	.464	.842	6	0	2	2	80	0	0	0	13	0	4	
	<a href="#">Rohlfing, Daniel</a>	.247	54	166	19	41	7	0	0	21	48	12	1	33	1	2	.298	.289	.587	0	1	0	5	0	0	0	0	10	40	2	
	<a href="#">Romero, Deibinson</a>	.268	86	295	44	79	19	1	9	41	127	32	0	72	1	2	.344	.431	.775	3	2	4	5	8	0	74	0	0	0	18	
*	<a href="#">Singleton, Steve</a>	.295	41	166	24	49	17	0	3	13	75	6	0	14	2	2	.331	.452	.783	2	0	4	4	0	21	1	13	0	0	2	
#	<a href="#">Solarte, Yangervis</a>	.326	94	350	51	114	26	3	4	37	158	18	1	29	4	3	.365	.451	.816	1	6	4	15	0	66	0	0	15	0	8	
	Team Total	.269	104	3462	481	933	208	27	64	437	1387	347	13	704	66	37	.341	.401	.742	27	30	44	81							89	

PITCHERS		W	L	ERA	G	GS	CG	SHO	SV	SVO	IP	H	R	ER	HR	HB	BB	IBB	SO	BK	WP	GO/AO	DP	WHIP	AVG	AB	TBF	SF	GF	HLD
*	<a href="#">Albers, Andrew</a>	2	0	3.52	5	1	0	0	0	0	15.1	17	6	6	0	1	4	0	15	0	1	1.25	1	1.37	.293	58	64	0	1	0
	<a href="#">Arias, Santos</a>	1	0	9.90	18	2	0	0	0	0	30.0	51	38	33	4	2	19	1	15	1	3	1.03	5	2.33	.375	136	158	1	7	2
	<a href="#">Bromberg, David</a>	1	1	3.63	4	3	0	0	0	0	22.1	24	9	9	0	2	4	0	11	0	1	0.92	3	1.25	.282	85	91	0	0	0
	<a href="#">Cates, Chris</a>	0	0	27.00	2	0	0	0	0	0	2.2	7	8	8	2	0	4	0	3	0	0	3.00	1	4.12	.500	14	18	0	2	0
*	<a href="#">Davis, Tony</a>	2	2	2.57	17	0	0	0	0	0	28.0	23	9	8	1	3	12	2	24	0	2	0.87	2	1.25	.225	102	120	1	8	1
	<a href="#">DeVries, Cole</a>	0	0	2.28	15	0	0	0	9	9	27.2	17	9	7	3	0	5	0	33	0	1	1.08	1	0.80	.170	100	105	0	12	2
	<a href="#">Guerra, Deolis</a>	5	7	6.88	26	10	0	0	0	0	72.0	92	63	55	10	4	23	0	69	0	11	0.78	1	1.60	.309	298	332	4	2	4
	<a href="#">Hendriks, Liam</a>	8	2	2.70	16	15	2	0	0	0	90.0	85	30	27	5	3	18	1	81	0	0	1.09	9	1.14	.248	343	365	1	0	1
	<a href="#">Hirschfeld, Steve</a>	7	6	3.66	19	19	0	0	0	0	108.1	101	45	44	8	3	31	0	73	0	2	0.60	8	1.22	.248	408	449	4	0	0
	<a href="#">Jacobson, Brett</a>	4	5	4.78	26	12	1	1	0	1	81.0	66	45	43	9	5	51	0	62	1	8	1.06	9	1.44	.235	281	345	4	4	1
	<a href="#">Lanigan, Bobby</a>	6	8	4.39	20	20	0	0	0	0	112.2	138	70	55	11	9	31	0	71	0	5	1.07	9	1.50	.303	455	502	4	0	0
*	<a href="#">Martin, Blake</a>	1	2	5.67	14	5	0	0	0	0	33.1	30	24	21	2	4	30	0	27	0	5	0.52	1	1.80	.246	122	164	6	3	1
*	<a href="#">Mullins, Ryan</a>	1	0	0.00	1	0	0	0	0	0	3.0	2	0	0	0	0	1	0	2	0	0	2.50	0	1.00	.182	11	12	0	0	0
*	<a href="#">Osterbrock, Daniel</a>	0	0	18.47	2	2	0	0	0	0	6.1	14	14	13	2	3	5	0	2	0	0	1.00	2	3.00	.438	32	40	0	0	0
	<a href="#">Pugh, Bruce</a>	0	3	9.00	12	0	0	0	4	7	16.0	16	16	16	3	3	15	0	16	0	3	0.15	1	1.94	.267	60	80	2	8	0
*	<a href="#">Robertson, Tyler</a>	7	3	4.41	40	0	0	0	10	17	65.1	70	36	32	5	2	21	1	58	1	6	1.81	10	1.39	.276	254	283	2	30	2
	<a href="#">Schuld, Matt</a>	0	2	7.71	5	4	0	0	1	1	18.2	28	16	16	2	3	12	0	15	0	2	1.92	3	2.14	.364	77	93	0	1	0
*	<a href="#">Steedley, Spencer</a>	3	2	3.31	21	1	0	0	0	3	35.1	36	13	13	2	1	14	0	32	0	7	1.16	3	1.42	.273	132	152	3	2	2
*	<a href="#">Stevens, Jake</a>	1	3	6.59	16	0	0	0	2	3	27.1	36	20	20	6	2	11	0	20	0	2	1.90	3	1.72	.321	112	127	0	6	0
	<a href="#">Suarez, Deinys</a>	1	5	4.86	10	10	0	0	0	0	53.2	53	37	29	5	2	22	0	33	1	3	0.72	2	1.40	.257	206	232	0	0	0
*	<a href="#">Tarsi, Michael</a>	3	0	3.60	23	0	0	0	1	4	30.0	31	18	12	1	1	19	3	24	1	4	1.29	3	1.67	.263	118	139	0	9	1
	<a href="#">Watts, Dakota</a>	0	0	6.89	10	0	0	0	1	1	15.2	19	16	12	2	3	8	0	16	2	0	2.09	0	1.72	.284	67	80	0	6	0
	Team Total	53	51	4.82	104	104	3	6	28	46	894.2	956	542	479	83	56	360	8	702	7	66	1.27	77	1.47	.275	3471	3951	32	101	17

KEY: \* - lefthanded hitter/pitcher, # - switch hitter

Fort Myers Miracle

Individual Statistics As of: 07/29/2011 10:03 AM

W-L Record: 48-56

Choose a highlighted category to sort. NOTE: Rate stats do not use qualifiers.

GI ---GAMES BY POSITION---

BATTERS	AVG	G	AB	R	H	2B	3B	HR	RBI	TB	BB	IBB	SO	SB	CS	OBP	SLG	OPS	SF	SAC	HBP	DP	1B	2B	3B	SS	OF	C	E
* <a href="#">Arcia, Oswaldo</a>	.275	27	102	12	28	5	1	3	12	44	4	0	26	0	1	.299	.431	.730	1	0	0	1	0	0	0	0	23	0	1
* <a href="#">Beresford, James</a>	.278	98	367	39	102	8	1	0	30	112	32	0	44	3	4	.336	.305	.641	4	7	2	15	0	37	0	63	0	0	17
# <a href="#">De Los Santos, Estarlin</a>	.186	11	43	1	8	2	0	0	1	10	2	0	13	0	1	.222	.233	.455	0	1	0	1	0	9	0	2	0	0	2
<a href="#">Dozier, Brian</a>	.322	49	180	32	58	11	5	2	22	85	27	2	20	13	4	.423	.472	.895	2	3	6	5	0	13	2	33	0	0	8
<a href="#">Goncalves, Jonathan</a>	.225	83	267	35	60	15	2	0	21	79	44	2	58	8	2	.341	.296	.637	2	10	4	5	0	0	0	83	0	2	
<a href="#">Hanson, Nathan</a>	.267	52	206	24	55	12	0	4	29	79	16	1	31	0	0	.327	.383	.711	1	0	3	7	52	0	0	0	0	2	
<a href="#">Hawkins, Jamaal</a>	.262	32	103	10	27	7	0	0	7	34	8	0	31	1	0	.333	.330	.663	0	4	3	1	0	27	2	3	0	1	
* <a href="#">Herrmann, Chris</a>	.310	24	87	14	27	5	1	1	16	37	15	1	6	1	0	.404	.425	.829	2	2	0	4	0	0	0	15	6	1	
# <a href="#">Hicks, Aaron</a>	.251	90	335	56	84	25	3	4	30	127	57	4	85	11	6	.359	.379	.738	3	2	1	5	0	0	0	89	0	6	
<a href="#">Hidalgo, Anderson</a>	.285	80	288	38	82	19	1	4	32	115	19	0	48	0	2	.333	.399	.733	2	3	3	8	0	1	60	0	0	8	
<a href="#">Kelly, Paul</a>	.125	3	8	1	1	0	0	0	0	1	2	0	1	1	0	.364	.125	.489	0	0	1	0	0	0	0	3	0	0	0
* <a href="#">Kubel, Jason</a>	.000	2	3	0	0	0	0	0	1	0	3	0	0	0	0	.500	.000	.500	0	0	0	0	0	0	0	0	1	0	0
* <a href="#">Liddle, Steven</a>	.241	78	253	34	61	14	1	1	23	80	34	0	59	0	1	.328	.316	.644	5	6	1	5	28	0	0	49	0	5	
* <a href="#">Mauer, Joe</a>	.261	7	23	3	6	2	0	1	6	11	3	0	1	0	0	.370	.478	.849	0	0	1	2	0	0	0	0	0	6	0
* <a href="#">McCallum, Derek</a>	.191	22	68	4	13	0	0	0	2	13	10	0	17	0	2	.295	.191	.486	0	0	0	0	0	0	0	0	17	0	1
<a href="#">Morales, Angel</a>	.143	3	14	0	2	1	0	0	0	3	0	0	5	0	0	.143	.214	.357	0	0	0	0	0	0	0	0	3	0	0
# <a href="#">Nishioka, Tsuyoshi</a>	.333	4	12	4	4	1	0	0	1	5	2	0	2	1	0	.467	.417	.883	0	0	1	0	0	0	0	4	0	0	2
<a href="#">Pinto, Jasmil</a>	.252	44	151	10	38	8	0	1	19	49	8	0	27	0	0	.292	.325	.616	1	0	1	5	0	0	0	0	40	1	
<a href="#">Rams, Daniel</a>	.239	69	251	27	60	13	2	6	30	95	24	2	82	0	1	.317	.378	.695	1	0	5	6	1	0	0	0	46	2	
<a href="#">Rohlfing, Daniel</a>	.260	20	73	11	19	7	1	0	3	28	5	0	19	1	1	.313	.384	.696	1	1	1	2	0	0	0	8	11	3	
# <a href="#">Romero, Nicholas</a>	.213	88	320	24	68	15	3	2	45	95	34	1	63	3	1	.295	.297	.592	4	1	5	5	26	10	36	0	1	0	11
<a href="#">Santana, Ramon</a>	.244	49	164	19	40	13	1	3	22	64	10	0	46	0	1	.303	.390	.694	0	1	4	7	0	4	0	26	0	2	
* <a href="#">Williams, Reggie</a>	.218	38	133	15	29	4	0	3	17	42	11	0	27	2	1	.272	.316	.588	3	2	0	4	0	11	9	0	10	0	6
Team Total	.253	104	3451	413	872	187	22	35	369	1208	370	13	711	45	28	.330	.350	.680	32	43	42	88						93	

PITCHERS	W	L	ERA	G	GS	CG	SHO	SV	SVO	IP	H	R	ER	HR	HB	BB	IBB	SO	BK	WP	GO/AO	DP	WHIP	AVG	AB	TBF	SF	GF	HLD
* <a href="#">Albers, Andrew</a>	4	1	1.55	22	2	0	0	4	4	52.1	48	11	9	2	1	7	0	46	0	1	2.48	6	1.05	.247	194	203	0	8	2
<a href="#">Bowen, Ricky</a>	0	2	4.79	12	2	0	0	1	1	20.2	17	14	11	3	3	13	0	25	0	3	1.00	2	1.45	.230	74	94	3	3	0
* <a href="#">Darnell, Logan</a>	7	2	3.58	13	13	0	0	0	0	75.1	79	32	30	4	3	22	0	36	2	7	1.41	7	1.34	.278	284	311	0	0	0
* <a href="#">Dean, Pat</a>	2	4	5.85	6	6	0	0	0	0	32.1	41	24	21	2	2	9	0	19	0	0	0.61	1	1.55	.297	138	150	1	0	0
* <a href="#">Dempster, Clint</a>	1	0	8.38	5	0	0	0	0	1	9.2	19	9	9	3	1	4	0	7	0	0	1.11	1	2.38	.422	45	50	0	2	0
<a href="#">Garcia, Jhon</a>	3	4	3.72	31	7	0	0	2	3	75.0	78	35	31	6	4	26	0	62	1	5	1.10	5	1.39	.272	287	323	2	7	7
<a href="#">Hauser, Matthew</a>	1	4	2.51	16	0	0	0	4	6	28.2	26	9	8	3	0	12	0	33	0	1	0.58	2	1.33	.243	107	123	1	11	2
<a href="#">Holbrooks, Kane</a>	5	9	4.87	19	16	1	0	0	0	94.1	122	60	51	8	10	26	0	47	0	2	1.02	7	1.57	.318	384	431	7	1	0
<a href="#">Hunt, Shooter</a>	2	0	8.60	21	0	0	0	0	3	30.1	30	35	29	2	4	51	0	31	0	13	0.76	3	2.67	.268	112	174	4	5	1
* <a href="#">Ibarra, Edgar</a>	2	7	6.40	25	10	0	0	0	0	77.1	106	61	55	10	6	37	0	51	0	5	0.77	6	1.85	.328	323	373	5	2	3
* <a href="#">Liddle, Steven</a>	0	0	0.00	1	0	0	0	0	0	1.1	1	0	0	0	0	1	0	1	0	0	0.00	0	1.50	.200	5	6	0	1	0
* <a href="#">Martin, Blake</a>	2	0	3.09	13	0	0	0	1	2	23.1	14	8	8	1	0	19	0	18	0	3	0.92	1	1.41	.182	77	99	1	2	3
* <a href="#">Mullins, Ryan</a>	0	2	8.64	4	2	0	0	0	0	8.1	9	9	8	2	1	4	0	5	0	2	2.80	2	1.56	.273	33	38	0	0	0
<a href="#">Munoz, Miguel</a>	1	1	9.00	2	2	0	0	0	0	6.0	7	6	6	1	0	5	0	2	0	2	2.50	1	2.00	.318	22	28	1	0	0
* <a href="#">Osterbrock, Daniel</a>	2	0	2.95	4	3	0	0	0	0	18.1	19	7	6	1	1	2	0	9	0	1	1.14	1	1.15	.253	75	78	0	0	0
<a href="#">Pugh, Bruce</a>	2	3	4.15	23	0	0	0	12	14	34.2	40	22	16	6	1	10	0	43	0	6	0.84	3	1.44	.290	138	153	3	22	0
<a href="#">Schuld, Matt</a>	4	1	3.99	15	11	0	0	0	0	70.0	72	35	31	2	5	19	0	46	2	3	0.93	2	1.30	.263	274	302	2	1	0
<a href="#">Slowey, Kevin</a>	0	1	3.75	4	4	0	0	0	0	12.0	9	5	5	1	0	1	0	9	0	0	1.36	1	0.83	.205	44	45	0	0	0
<a href="#">Stillings, Brad</a>	2	3	7.08	13	8	0	0	0	0	40.2	53	36	32	5	2	21	0	27	0	1	1.02	2	1.82	.323	164	196	4	1	1
<a href="#">Stuifbergen, Tom</a>	4	6	3.65	18	17	1	0	0	0	88.2	114	48	36	5	5	15	0	60	2	1	1.23	7	1.45	.316	361	388	1	0	1
<a href="#">Tippett, Brad</a>	0	1	7.23	9	0	0	0	0	0	18.2	27	16	15	4	0	4	0	11	0	0	0.57	1	1.66	.329	82	86	0	6	0
* <a href="#">Tomshaw, Matthew</a>	0	0	9.00	1	0	0	0	0	0	2.0	3	3	2	1	1	0	0	1	0	0	0.67	0	1.50	.375	8	10	1	1	0
* <a href="#">Tone, Matthew</a>	2	2	4.53	30	0	0	0	1	1	47.2	43	25	24	2	5	30	1	37	0	8	0.86	3	1.53	.239	180	219	0	7	4
<a href="#">Watts, Dakota</a>	2	2	4.60	25	0	0	0	8	11	31.1	32	16	16	1	1	14	1	25	0	1	2.15	5	1.47	.271	118	135	0	21	0
<a href="#">Wimmers, Alex</a>	0	1	7.00	5	1	0	0	0	0	9.0	7	7	7	0	0	12	0	12	0	4	0.88	0	2.11	.206	34	46	0	1	1
Team Total	48	56	4.61	104	104	2	3	33	46	908.0	1016	533	465	75	56	364	2	663	7	69	1.38	69	1.52	.285	3563	4061	36	102	25

KEY: \* - lefthanded hitter/pitcher, # - switch hitter

Beloit Snappers

Individual Statistics As of: 07/28/2011 10:51 PM EDT

W-L Record: 54-48

Choose a highlighted category to sort. NOTE: Rate stats do not use qualifiers.

GI ---GAMES BY POSITION---

BATTERS	AVG	G	AB	R	H	2B	3B	HR	RBI	TB	BB	IBB	SO	SB	CS	OBP	SLG	OPS	SF	SAC	HBP	DP	1B	2B	3B	SS	OF	C	E	
* <a href="#">Arcia, Oswaldo</a>	.352	20	71	18	25	8	1	5	18	50	9	0	16	2	2	.420	.704	1.124	1	0	0	1								
<a href="#">Arias, Jhonatan</a>	.132	10	38	5	5	1	0	0	3	6	2	0	8	0	0	.175	.158	.333	0	2	0	0	0	0	0	0	0	10	0	
<a href="#">Bryant, Adam</a>	.237	31	114	18	27	9	1	1	15	41	15	0	27	0	1	.338	.360	.698	1	1	3	0	0	18	2	10	0	0	3	
<a href="#">Choi, Hyeong-rok</a>	.192	10	26	5	5	1	1	0	2	8	1	0	9	0	0	.250	.308	.558	0	0	1	0	0	2	8	0	0	0	2	
<a href="#">Glad, Gunner</a>	.175	36	120	10	21	5	0	2	11	32	12	0	22	1	4	.248	.267	.515	1	2	0	2	0	16	11	0	8	0	6	
* <a href="#">Gonzales, Michael</a>	.296	94	335	57	99	20	1	13	67	160	45	1	82	3	0	.377	.478	.855	7	0	3	7	79	0	0	0	0	0	11	
<a href="#">Grimes, Tyler</a>	.267	10	30	4	8	1	1	1	3	14	3	0	9	0	2	.389	.467	.856	0	0	3	0	0	3	0	7	0	0	3	
<a href="#">Hawkins, Jamaal</a>	.226	37	124	23	28	7	0	1	10	38	14	0	32	10	1	.331	.306	.637	1	2	6	3	0	25	2	9	0	0	5	
<a href="#">Knudson, Kyle</a>	.239	30	109	12	26	3	0	1	17	32	6	1	30	0	2	.282	.294	.576	1	2	1	5	0	0	0	0	0	30	0	
<a href="#">Leer, Andy</a>	.231	71	247	32	57	12	0	1	22	72	24	0	72	2	4	.308	.291	.600	3	5	5	1	7	5	53	6	0	0	8	
* <a href="#">Lin, Wang-Wei</a>	.279	92	323	52	90	20	1	4	33	124	45	0	58	9	6	.379	.384	.763	0	6	7	4	0	0	0	0	92	0	4	
* <a href="#">McCallum, Derek</a>	.185	50	151	15	28	8	0	1	18	39	10	1	39	0	1	.244	.258	.502	4	2	3	0	0	16	0	0	24	0	4	
* <a href="#">Ortiz, Daniel</a>	.251	96	347	46	87	28	4	8	56	147	26	2	70	7	4	.303	.424	.726	5	0	2	4	0	0	0	0	77	0	3	
<a href="#">Parker, Matt</a>	.176	6	17	0	3	1	0	0	1	4	1	0	5	0	0	.222	.235	.458	0	0	0	0	0	0	0	0	0	0	6	0
<a href="#">Perez, Jairo</a>	.359	42	156	33	56	11	0	11	45	100	18	1	26	6	3	.436	.641	1.077	1	0	4	6	0	10	27	0	0	0	10	
<a href="#">Pinto, Josmil</a>	.250	9	32	4	8	3	0	1	9	14	2	0	10	0	0	.278	.438	.715	2	0	0	1	0	0	0	0	0	9	1	
* <a href="#">Ray, Lance</a>	.268	96	332	56	89	29	1	10	50	150	41	1	97	8	4	.354	.452	.806	3	2	5	10	19	0	0	0	70	0	6	
* <a href="#">Roberts, Nate</a>	.295	61	200	48	59	10	4	2	30	83	23	0	41	9	4	.434	.415	.849	1	3	27	5	0	0	0	0	30	0	3	
# <a href="#">Santana, Daniel</a>	.252	92	322	50	81	14	5	7	38	126	21	0	82	22	14	.302	.391	.693	4	9	4	6	0	7	0	73	11	0	24	
<a href="#">Streich, Tobias</a>	.217	50	157	24	34	5	1	4	15	53	13	0	30	0	1	.287	.338	.625	1	3	3	8	0	0	0	0	0	49	3	
* <a href="#">Williams, Reggie</a>	.279	14	43	6	12	3	0	2	8	21	4	0	7	0	0	.333	.488	.822	1	0	0	1	0	4	4	0	7	0	1	
Team Total	.258	102	3295	519	849	200	21	75	471	1316	335	7	772	79	53	.337	.399	.736	37	39	77	64							116	

PITCHERS	W	L	ERA	G	GS	CG	SHO	SV	SVO	IP	H	R	ER	HR	HB	BB	IBB	SO	BK	WP	GO/AO	DP	WHIP	AVG	AB	TBF	SF	GF	HLD
<a href="#">Achter, A.J.</a>	3	3	4.47	11	11	0	0	0	0	56.1	56	32	28	8	3	16	0	54	1	3	0.66	5	1.28	.265	211	237	2	0	0
* <a href="#">Carter, Bart</a>	0	1	9.00	5	0	0	0	0	1	4.0	7	4	4	1	0	0	0	2	0	0	7.00	2	1.75	.412	17	17	0	1	0
* <a href="#">Darnell, Logan</a>	2	2	3.78	6	6	0	0	0	0	33.1	24	17	14	1	3	8	0	24	0	1	1.48	1	0.96	.192	125	136	0	0	0
* <a href="#">Dean, Pat</a>	2	0	2.86	8	8	0	0	0	0	44.0	40	15	14	4	1	9	0	37	0	4	0.74	3	1.11	.242	165	179	2	0	0
* <a href="#">Dempster, Clint</a>	4	2	2.14	31	0	0	0	6	10	46.1	26	13	11	4	2	13	2	44	0	1	1.79	4	0.84	.166	157	177	1	10	2
* <a href="#">Fuentes, Nelvin</a>	2	1	3.63	17	0	0	0	0	0	22.1	18	10	9	1	0	7	2	22	0	1	0.81	0	1.12	.214	84	94	2	4	3
* <a href="#">Garcia, Martire</a>	2	1	5.57	14	1	0	0	0	0	21.0	19	16	13	1	1	25	0	22	0	3	2.15	3	2.10	.244	78	108	2	6	2
* <a href="#">Gonzalez, Jose</a>	4	3	2.89	36	0	0	0	10	17	46.2	37	19	15	2	7	17	1	48	1	3	1.16	1	1.16	.210	176	202	1	24	4
<a href="#">Hauser, Matthew</a>	3	0	1.40	17	0	0	0	5	5	19.1	13	3	3	1	1	13	1	27	0	2	1.21	0	1.34	.186	70	85	0	12	2
<a href="#">Hermesen, B.J.</a>	10	7	3.00	19	18	1	0	0	0	111.0	116	56	37	8	2	29	0	72	0	4	1.08	13	1.31	.270	429	468	5	0	0
* <a href="#">Lobanov, Andrei</a>	0	7	6.79	21	7	0	0	0	1	53.0	77	45	40	7	1	17	0	42	0	6	0.87	4	1.77	.330	233	253	1	3	1
* <a href="#">O'Rourke, Ryan</a>	3	2	2.48	27	10	0	0	1	1	69.0	63	21	19	4	2	22	1	69	2	2	0.68	5	1.23	.247	255	284	1	5	2
<a href="#">Salcedo, Adrian</a>	6	5	2.94	19	19	1	0	0	0	116.1	110	49	38	4	8	25	1	75	1	7	1.36	6	1.16	.249	442	480	3	0	0
<a href="#">Soliman, Manuel</a>	5	7	3.87	21	19	0	0	0	0	100.0	94	53	43	11	6	40	0	96	4	12	1.00	5	1.34	.247	380	430	2	0	1
* <a href="#">Spangler, Sam</a>	0	0	1.29	5	0	0	0	0	0	7.0	1	2	1	0	1	5	0	7	0	1	0.40	0	0.86	.048	21	28	1	1	0
<a href="#">Tonkin, Michael</a>	3	3	4.78	37	2	0	0	2	5	52.2	60	32	28	3	5	22	1	50	0	4	1.92	4	1.56	.282	213	242	0	15	4
<a href="#">Tuttle, Ben</a>	1	1	7.09	22	0	0	0	0	0	26.2	23	23	21	2	1	23	0	20	0	7	0.91	1	1.73	.228	101	130	4	12	1
<a href="#">Weller, Blayne</a>	4	3	4.61	32	1	0	0	0	0	52.2	62	34	27	3	4	29	2	46	1	2	1.86	7	1.73	.302	205	244	2	7	2
Team Total	54	48	3.73	102	102	2	5	24	40	881.2	846	444	365	65	48	320	11	757	10	63	1.49	64	1.32	.252	3362	3794	29	100	24

KEY: \* - lefthanded hitter/pitcher, # - switch hitter

Elizabethton Twins

Individual Statistics As of: 07/28/2011 10:05 PM

W-L Record: 20-16

Choose a highlighted category to sort. NOTE: Rate stats do not use qualifiers.

GI ---GAMES BY POSITION---

BATTERS		AVG	G	AB	R	H	2B	3B	HR	RBI	TB	BB	IBB	SO	SB	CS	OBP	SLG	OPS	SF	SAC	HBP	DP	1B	2B	3B	SS	OF	C	E
	<a href="#">Arias, Jhonatan</a>	.313	5	16	2	5	0	0	1	2	8	5	1	5	0	0	.476	.500	.976	0	0	0	1	0	0	0	0	0	5	1
#	<a href="#">Goodrum, Niko</a>	.231	30	104	16	24	4	1	1	9	33	4	0	24	2	0	.286	.317	.603	0	0	4	8	0	4	0	26	0	0	12
	<a href="#">Hejma, Matej</a>	.204	17	54	6	11	2	0	1	4	16	4	0	19	0	1	.271	.296	.567	0	0	1	1	0	0	0	0	11	0	0
	<a href="#">Henderson, Brandon</a>	.163	16	43	4	7	1	0	0	2	8	3	0	21	1	0	.217	.186	.403	0	0	0	0	0	0	0	0	14	0	0
*	<a href="#">Kepler, Max</a>	.253	26	99	14	25	7	1	1	14	37	13	0	28	1	0	.339	.374	.713	2	2	1	1	1	0	0	0	23	0	1
	<a href="#">Koelling, Tyler</a>	.238	20	80	14	19	4	0	4	12	35	10	0	12	2	1	.322	.438	.760	0	2	0	4	0	0	0	0	12	0	0
	<a href="#">Larson, Roy</a>	.230	19	61	5	14	4	0	0	9	18	5	0	21	0	0	.275	.295	.570	3	0	0	0	0	0	15	0	0	0	3
	<a href="#">Lockwood, Nick</a>	.252	32	127	17	32	8	1	0	7	42	5	0	29	1	0	.301	.331	.632	0	2	4	1	0	31	0	0	0	0	2
	<a href="#">Parker, Matt</a>	.263	16	57	7	15	4	0	0	5	19	5	0	7	0	0	.344	.333	.677	0	0	2	1	0	0	0	0	0	16	1
	<a href="#">Petersen, Adam</a>	.222	3	9	2	2	1	0	0	2	3	3	0	3	1	0	.462	.333	.795	0	0	1	0	0	3	0	0	0	0	0
	<a href="#">Rhodes, Rory</a>	.250	21	76	10	19	4	0	2	7	29	8	0	34	1	3	.321	.382	.703	0	0	0	0	14	0	0	0	0	0	1
	<a href="#">Rodriguez, Jairo</a>	.192	15	52	2	10	2	0	0	7	12	4	0	10	0	1	.267	.231	.497	2	0	2	2	0	0	0	0	0	15	3
*	<a href="#">Rosario, Eddie</a>	.324	35	142	37	46	5	5	11	30	94	14	0	35	8	2	.385	.662	1.047	0	1	0	2	0	0	0	0	34	0	1
	<a href="#">Sano, Miguel</a>	.285	36	144	29	41	10	5	6	19	79	11	0	40	3	4	.333	.549	.882	1	0	0	0	0	0	24	12	0	0	19
#	<a href="#">Vargas, Kennys</a>	.290	31	124	22	36	6	0	5	26	57	10	0	39	0	0	.346	.460	.805	1	0	1	1	24	0	0	0	0	0	2
#	<a href="#">Williams, JaDamion</a>	.349	21	63	10	22	4	0	0	7	26	9	0	19	4	2	.431	.413	.843	0	0	0	1	0	0	0	0	18	0	0
	Team Total	.262	36	1251	197	328	66	13	32	162	516	113	1	346	24	14	.329	.412	.741	9	7	16	23							50
PITCHERS		W	L	ERA	G	GS	CG	SHO	SV	SVO	IP	H	R	ER	HR	HB	BB	IBB	SO	BK	WP	GO/AO	DP	WHIP	AVG	AB	TBF	SF	GF	HLD
	<a href="#">Alloway, Nicholas</a>	0	0	4.02	11	0	0	0	0	0	15.2	16	14	7	1	1	13	0	13	0	3	1.46	4	1.85	.267	60	75	1	3	0
*	<a href="#">Bashore, Matthew</a>	0	0	4.26	8	3	0	0	0	0	12.2	11	8	6	2	1	6	0	14	0	3	2.29	2	1.34	.234	47	55	0	1	2
	<a href="#">Boer, Madison</a>	2	1	3.14	12	0	0	0	7	7	14.1	11	5	5	1	0	2	0	27	0	0	1.29	0	0.91	.208	53	56	0	11	0
*	<a href="#">Carter, Bart</a>	2	0	1.42	6	0	0	0	0	1	12.2	8	3	2	0	0	2	1	24	0	2	1.00	0	0.79	.174	46	48	0	0	1
	<a href="#">Christensen, Derek</a>	2	2	3.42	12	0	0	0	0	2	26.1	24	14	10	4	1	12	0	29	0	3	1.50	1	1.37	.235	102	116	1	4	0
	<a href="#">Ciurcina, Cesar</a>	0	3	9.78	8	4	0	0	0	0	23.0	35	28	25	2	5	14	0	18	0	7	1.58	0	2.13	.350	100	122	2	0	0
*	<a href="#">Evans, Steven</a>	1	1	2.08	11	0	0	0	0	1	13.0	8	4	3	0	3	8	0	12	1	0	2.29	2	1.23	.200	40	54	0	2	2
*	<a href="#">Gruver, Steven</a>	0	0	4.61	12	0	0	0	0	0	13.2	13	7	7	1	1	2	0	18	0	6	1.44	2	1.10	.255	51	56	2	3	6
	<a href="#">Guerra, Pedro</a>	2	1	2.87	8	4	0	0	0	0	31.1	29	13	10	2	2	4	1	32	0	2	1.04	3	1.05	.252	115	124	3	0	0
*	<a href="#">Hurlbut, David</a>	2	2	4.81	7	7	0	0	0	0	33.2	44	21	18	3	2	6	0	29	0	3	1.79	4	1.49	.314	140	148	0	0	0
	<a href="#">Jewell, Garrett</a>	0	0	7.36	8	0	0	0	0	0	7.1	11	10	6	2	1	4	0	2	0	0	1.86	3	2.05	.333	33	38	0	0	0
	<a href="#">Johnson, Cole</a>	0	0	1.69	2	0	0	0	0	0	5.1	5	5	1	0	0	5	1	2	0	0	1.00	0	1.88	.278	18	26	2	0	0
*	<a href="#">Kimes, Corey</a>	0	0	3.38	5	0	0	0	0	0	5.1	5	5	2	0	1	6	0	6	0	2	2.00	1	2.06	.250	20	27	0	3	0
*	<a href="#">Parker, Justin</a>	0	2	8.76	4	3	0	0	0	0	12.1	22	16	12	4	1	2	0	4	0	3	1.06	1	1.95	.379	58	62	0	0	0
	<a href="#">Shibuya, Tim</a>	5	1	3.05	7	7	0	0	0	0	38.1	34	16	13	4	1	7	0	33	1	1	1.52	3	1.07	.236	144	155	0	0	0
*	<a href="#">Spangler, Sam</a>	0	0	4.50	5	0	0	0	1	1	10.0	10	5	5	1	1	4	0	12	0	0	0.78	1	1.40	.263	38	43	0	1	1
	<a href="#">Summers, Matthew</a>	1	1	0.90	10	0	0	0	3	3	10.0	6	1	1	0	0	1	0	17	0	0	3.00	2	0.70	.171	35	36	0	8	2
	<a href="#">Van Steensel, Todd</a>	3	2	6.21	8	8	0	0	0	0	37.2	36	27	26	9	3	12	0	34	1	3	0.65	0	1.27	.245	147	164	0	0	0
	Team Total	20	16	4.35	36	36	0	3	11	15	322.2	328	202	156	36	24	110	3	326	3	38	1.63	29	1.36	.263	1247	1405	11	36	14

KEY: \* - lefthanded hitter/pitcher, # - switch hitter

GCL Twins

Individual Statistics As of: 07/28/2011 02:29 PM EDT

W-L Record: 17-16

Choose a highlighted category to sort. NOTE: Rate stats do not use qualifiers.

GI ---GAMES BY POSITION---

BATTERS	AVG	G	AB	R	H	2B	3B	HR	RBI	TB	BB	IBB	SO	SB	CS	OBP	SLG	OPS	SF	SAC	HBP	DP	1B	2B	3B	SS	OF	C	E
* <a href="#">Arcia, Oswaldo</a>	.500	2	8	1	4	1	1	0	1	7	0	0	1	0	0	.500	.875	1.375	0	0	0	0	0	0	0	2	0	0	
<a href="#">Benson, Joe</a>	.222	3	9	2	2	1	0	0	0	3	2	0	2	1	1	.364	.333	.697	0	0	0	0	0	0	0	2	0	0	
<a href="#">Chapman, Phillip</a>	.294	17	51	11	15	8	0	0	10	23	5	0	13	1	1	.387	.451	.838	2	0	4	0	0	0	0	0	0	11	3
# <a href="#">Cross, Kelly</a>	.173	16	52	0	9	2	0	0	1	11	7	1	15	0	0	.271	.212	.483	0	0	0	0	0	0	0	0	9	4	
# <a href="#">De Los Santos, Estarlin</a>	.143	11	42	2	6	1	0	0	1	7	0	0	6	1	1	.143	.167	.310	0	1	0	1	0	3	0	7	0	1	
<a href="#">Guillen, Wander</a>	.317	14	41	6	13	0	1	0	5	15	4	0	3	1	0	.383	.366	.749	1	1	1	1	0	3	10	0	0	7	
<a href="#">Hendricks, Joshua</a>	.247	28	97	11	24	4	1	0	9	30	7	0	17	1	0	.295	.309	.605	1	0	0	5	27	0	0	0	0	1	
<a href="#">Jimenez, Romy</a>	.321	8	28	3	9	3	0	0	4	12	2	0	3	1	0	.367	.429	.795	0	0	0	0	0	0	0	8	0	0	
<a href="#">Leachman, Drew</a>	.210	23	81	4	17	0	1	0	9	19	6	1	11	1	2	.267	.235	.501	2	0	1	4	0	0	0	0	22	0	2
# <a href="#">Mejia, Aderlin</a>	.236	22	72	8	17	0	0	0	6	17	7	0	5	1	4	.300	.236	.536	1	0	0	1	0	11	0	11	0	0	8
<a href="#">Morales, Angel</a>	.214	4	14	2	3	1	0	1	4	7	0	0	1	0	0	.200	.500	.700	1	0	0	0	0	0	0	0	3	0	0
<a href="#">Ortiz, Kelvin</a>	.167	26	60	4	10	4	0	1	6	17	6	1	19	1	0	.254	.283	.537	0	2	1	1	0	0	0	0	24	0	2
# <a href="#">Pimentel, Candido</a>	.212	24	85	9	18	0	0	0	4	18	9	0	22	4	4	.287	.212	.499	0	0	0	3	0	0	0	0	22	0	0
<a href="#">Pimentel, Javier</a>	.152	8	33	4	5	3	1	0	1	10	3	0	5	0	0	.222	.303	.525	0	0	0	1	1	0	6	1	1	0	4
# <a href="#">Polanco, Jorge</a>	.216	26	88	7	19	4	1	0	8	25	7	0	13	5	1	.278	.284	.562	1	1	1	1	0	4	8	13	2	0	9
<a href="#">Quesada, Michael</a>	.253	28	91	18	23	7	2	3	11	43	13	0	17	2	0	.361	.473	.834	1	1	3	1	2	0	0	0	7	13	5
* <a href="#">Roberts, Brandon</a>	.333	3	9	3	3	0	0	0	1	3	1	0	1	0	0	.400	.333	.733	0	0	0	0	0	0	0	0	3	0	0
<a href="#">Rodriguez, Dereck</a>	.170	14	47	1	8	3	0	0	3	11	2	0	21	1	0	.204	.234	.438	0	0	0	2	0	0	0	0	14	0	0
<a href="#">Rodriguez, Jairo</a>	.300	3	10	1	3	0	0	0	1	3	1	0	1	1	0	.333	.300	.633	1	0	0	0	0	0	0	0	0	3	1
* <a href="#">Sylvania, Kelvin</a>	.229	11	35	3	8	2	0	0	1	10	3	0	6	0	1	.300	.286	.586	1	1	1	3	8	0	0	0	0	0	2
# <a href="#">Torres, Julio</a>	.222	14	36	2	8	0	0	0	3	8	1	0	9	0	1	.282	.222	.504	0	1	2	0	0	10	0	0	0	0	4
<a href="#">Wickens, Stephen</a>	.235	12	34	3	8	2	0	0	3	10	3	0	5	0	1	.316	.294	.610	0	1	1	0	0	6	0	3	0	0	1
# <a href="#">Younis, Jacob</a>	.216	17	51	8	11	0	0	0	5	11	7	0	10	5	0	.300	.216	.516	2	0	0	1	0	1	12	0	1	0	6
Team Total	.226	33	1074	113	243	46	8	5	97	320	96	3	206	27	17	.295	.298	.593	14	9	15	25						67	

PITCHERS	W	L	ERA	G	GS	CG	SHO	SV	SVO	IP	H	R	ER	HR	HB	BB	IBB	SO	BK	WP	GO/AO	DP	WHIP	AVG	AB	TBF	SF	GF	HLD
<a href="#">Arevalo, Ricardo</a>	0	2	3.00	7	5	0	0	0	0	24.0	27	13	8	1	1	11	0	25	1	5	2.67	3	1.58	.284	95	108	1	0	0
<a href="#">Atherton, Tim</a>	0	0	3.00	2	1	0	0	0	0	6.0	1	2	2	0	0	2	0	9	0	0	1.00	0	0.50	.056	18	20	0	0	0
<a href="#">Bromberg, David</a>	0	0	9.00	3	1	0	0	0	0	5.0	5	5	5	0	1	3	0	5	0	2	1.50	0	1.60	.263	19	24	0	0	0
<a href="#">Chen, Hung Yi</a>	0	1	1.42	6	5	0	0	0	0	19.0	16	4	3	0	0	3	0	22	0	2	1.67	3	1.00	.232	69	73	0	0	0
* <a href="#">Cicio, Nick</a>	0	0	3.00	8	0	0	0	2	2	12.0	12	5	4	0	1	2	0	13	0	3	0.57	0	1.17	.261	46	50	1	4	2
<a href="#">Fawbush, Nathan</a>	2	0	3.00	3	0	0	0	0	0	6.0	5	2	2	0	1	0	0	2	0	0	0.86	2	0.83	.263	19	21	0	1	0
<a href="#">Herr, Tyler</a>	2	2	1.77	11	0	0	0	0	1	20.1	19	7	4	0	3	11	0	16	0	2	2.42	4	1.48	.260	73	90	2	2	0
<a href="#">Johnson, Cole</a>	1	1	0.00	7	0	0	0	1	1	14.0	7	1	0	0	3	1	0	12	0	1	1.70	3	0.57	.152	46	50	0	2	0
<a href="#">Krogstad, John</a>	0	0	0.00	2	0	0	0	0	0	2.2	1	0	0	0	0	1	0	1	0	1	0.75	0	0.75	.125	8	10	0	1	0
<a href="#">Limon, Marcus</a>	0	3	2.95	10	0	0	0	1	1	18.1	13	7	6	2	3	2	0	17	0	0	2.00	3	0.82	.200	65	71	0	5	2
<a href="#">Manship, Jeff</a>	0	0	1.50	2	2	0	0	0	0	6.0	5	1	1	0	0	0	0	5	0	0	3.00	0	0.83	.227	22	22	0	0	0
<a href="#">Mata, Angel</a>	0	0	0.78	7	7	0	0	0	0	23.0	13	4	2	0	6	7	0	18	0	1	1.94	1	0.87	.169	77	91	0	0	0
<a href="#">Munoz, Miguel</a>	1	1	6.00	3	0	0	0	0	0	6.0	6	4	4	1	0	4	0	0	0	0	1.00	1	1.67	.261	23	28	0	0	0
* <a href="#">Nunez, Luis</a>	3	0	2.25	8	0	0	0	2	2	16.0	10	6	4	0	1	4	0	19	0	4	1.14	0	0.88	.172	58	64	1	4	0
<a href="#">O'Neill, Bobby</a>	1	2	2.41	6	5	0	0	0	0	18.2	19	9	5	3	3	2	0	11	0	0	2.08	4	1.13	.284	67	75	1	1	0
<a href="#">Ramirez, Gerardo</a>	0	0	3.86	4	0	0	0	0	0	7.0	7	3	3	0	1	3	0	4	0	0	1.14	2	1.43	.280	25	30	1	0	1
* <a href="#">Robb, Hein</a>	0	2	4.50	7	7	0	0	0	0	22.0	22	15	11	0	0	8	0	22	1	1	1.37	0	1.36	.250	88	97	1	0	0
<a href="#">Sanudo, Gonzalo</a>	0	0	2.00	5	0	0	0	1	1	9.0	3	2	2	0	2	1	0	11	0	0	1.67	0	0.44	.107	28	33	0	2	2
<a href="#">Solbach, Markus</a>	2	1	0.63	8	0	0	0	0	1	14.1	14	4	1	0	1	3	0	10	0	0	1.83	0	1.19	.250	56	62	0	4	0
* <a href="#">Tomshaw, Matthew</a>	3	0	2.30	10	0	0	0	1	2	15.2	14	7	4	1	0	2	0	15	0	0	2.50	1	1.02	.219	64	66	0	5	0
<a href="#">Trau, Mark</a>	0	1	1.59	8	0	0	0	0	0	11.1	6	2	2	0	3	9	0	9	0	2	0.67	2	1.32	.150	40	52	0	0	0
<a href="#">Wahl, Kyle</a>	2	0	1.38	7	0	0	0	1	1	13.0	6	3	2	0	1	6	0	16	0	1	1.56	0	0.92	.136	44	52	0	2	1
<a href="#">Wimmers, Alex</a>	0	0	0.00	1	0	0	0	0	0	1.0	0	0	0	0	0	1	0	1	0	0	1.00	0	1.00	.000	3	4	0	0	0
Team Total	17	16	2.32	33	33	0	4	9	12	290.1	231	106	75	8	31	86	0	263	2	25	2.13	29	1.09	.219	1053	1193	8	33	8

KEY: \* - lefthanded hitter/pitcher, # - switch hitter

DSL Twins

Individual Statistics As of: 07/28/2011 09:10 PM EDT

W-L Record: 31-20

Choose a highlighted category to sort. NOTE: Rate stats do not use qualifiers.

GI ---GAMES BY POSITION---

BATTERS	AVG	G	AB	R	H	2B	3B	HR	RBI	TB	BB	IBB	SO	SB	CS	OBP	SLG	OPS	SF	SAC	HBP	DP	1B	2B	3B	SS	OF	C	E
# <a href="#">Arias, Victor</a>	.230	37	100	15	23	3	1	0	15	28	14	0	22	16	5	.333	.280	.613	3	1	3	2	2	3	9	1	21	0	5
<a href="#">Baez, Dubal</a>	.264	26	72	20	19	2	0	0	9	21	14	0	15	11	3	.418	.292	.709	0	2	5	0	0	15	0	5	0	0	3
<a href="#">Ciprian, Ernesto</a>	.232	40	138	20	32	5	6	2	24	55	12	0	41	3	0	.314	.399	.713	1	0	5	2	0	0	0	0	36	0	2
# <a href="#">Concepcion, Eddy</a>	.194	31	108	10	21	4	0	0	10	25	13	0	26	2	0	.298	.231	.530	0	0	3	0	6	0	0	0	0	13	4
# <a href="#">Estaba, Pedro</a>	.213	16	47	6	10	4	0	0	5	14	4	0	11	2	0	.288	.298	.586	0	0	1	2	0	1	13	0	0	0	4
<a href="#">Gallardo, Felix</a>	.085	19	47	6	4	1	0	0	3	5	10	0	13	2	2	.271	.106	.378	0	0	2	1	2	0	0	0	0	11	0
<a href="#">Gonzalez, Erick</a>	.304	42	138	29	42	6	4	1	18	59	39	1	16	10	3	.461	.428	.889	1	0	2	1	12	1	0	0	28	1	1
<a href="#">Guillen, Wander</a>	.231	10	39	6	9	4	1	1	11	18	3	0	8	1	0	.333	.462	.795	0	1	3	1	0	0	9	0	0	0	5
<a href="#">Jimenez, Ronald</a>	.221	37	131	19	29	6	0	0	16	35	10	0	33	9	5	.288	.267	.555	2	4	3	1	0	6	1	27	0	0	19
<a href="#">Martinez, Carlos</a>	.198	26	81	13	16	2	1	0	16	20	15	0	29	4	3	.362	.247	.609	2	0	7	1	7	8	5	0	0	0	8
<a href="#">Martinez, Felix</a>	.139	28	72	12	10	1	1	0	13	13	12	0	21	0	3	.312	.181	.492	2	0	7	0	15	0	1	0	0	12	6
* <a href="#">Pacheco, Adonis</a>	.262	41	130	15	34	6	5	0	13	50	14	0	27	12	4	.333	.385	.718	0	2	0	1	0	0	0	0	29	0	5
<a href="#">Pimentel, Javier</a>	.220	25	91	14	20	4	2	2	15	34	9	0	31	1	1	.287	.374	.661	1	0	0	2	0	0	12	8	0	0	6
<a href="#">Polanco, Joel</a>	.226	31	93	14	21	6	1	0	9	29	19	0	21	3	6	.385	.312	.696	0	3	5	2	9	0	0	0	0	22	2
# <a href="#">Ramirez, Jose</a>	.264	38	121	24	32	1	0	0	10	33	30	0	23	13	9	.423	.273	.696	1	1	4	2	0	16	5	6	10	0	3
# <a href="#">Silva, Jhon</a>	.214	25	70	9	15	3	0	0	6	18	7	0	23	4	2	.286	.257	.543	0	1	0	1	0	0	0	0	25	0	0
# <a href="#">Ynojoso, Jonatan</a>	.196	34	92	22	18	2	1	0	8	22	23	0	24	4	6	.361	.239	.600	2	5	2	1	0	6	0	7	15	0	6
Team Total	.226	51	1571	254	355	60	23	6	201	479	251	1	385	97	54	.348	.305	.653	15	20	52	20							92

PITCHERS	W	L	ERA	G	GS	CG	SHO	SV	SVO	IP	H	R	ER	HR	HB	BB	IBB	SO	BK	WP	GO/AO	DP	WHIP	AVG	AB	TBF	SF	GF	HLD
<a href="#">Abreu, Jose</a>	1	1	1.65	9	5	0	0	0	0	32.2	27	9	6	0	2	8	0	25	0	3	1.03	3	1.07	.231	117	129	0	1	0
<a href="#">Bonilla, Sterling</a>	0	2	2.70	10	6	0	0	0	0	36.2	32	15	11	0	1	9	0	31	0	1	1.73	4	1.12	.229	140	155	2	0	0
<a href="#">De La Cruz, Melciades</a>	1	0	2.17	9	6	0	0	0	0	29.0	18	8	7	0	1	10	0	24	0	4	1.77	3	0.97	.180	100	114	3	0	0
<a href="#">Florentino, Yeison</a>	1	2	2.95	17	0	0	0	2	3	21.1	20	14	7	0	2	10	0	14	0	7	1.60	2	1.41	.238	84	98	1	9	1
<a href="#">Jimenez, Jose</a>	1	2	2.42	8	6	0	0	0	0	26.0	21	10	7	1	8	7	0	21	0	3	1.04	3	1.08	.236	89	106	1	0	0
<a href="#">Jorge, Felix</a>	2	1	3.60	7	4	0	0	0	0	20.0	15	10	8	0	1	7	0	20	1	3	0.90	1	1.10	.200	75	83	0	0	0
<a href="#">Landa, Yorman</a>	2	1	2.42	9	4	0	0	0	0	22.1	11	13	6	0	4	19	0	24	0	5	2.21	1	1.34	.139	79	103	0	0	0
<a href="#">Martinez, Edgar</a>	2	1	0.39	16	1	0	0	5	7	23.1	16	6	1	0	3	9	1	11	0	3	1.07	1	1.07	.195	82	97	3	11	1
<a href="#">Nunez, Francisco</a>	7	1	1.08	15	0	0	0	4	4	33.1	15	8	4	1	0	6	0	43	0	2	0.97	1	0.63	.130	115	122	0	9	1
* <a href="#">Rosario, Randy</a>	2	2	4.26	10	5	0	0	0	0	25.1	23	17	12	0	1	14	0	20	1	4	3.38	1	1.46	.232	99	115	0	0	0
<a href="#">Sepulveda, Emilio</a>	0	0	4.50	1	0	0	0	0	0	2.0	3	1	1	1	0	0	0	3	0	0	2.00	0	1.50	.333	9	9	0	0	0
<a href="#">Suarez, Carlos</a>	0	0	10.22	10	0	0	0	1	1	12.1	15	17	14	0	2	14	0	6	0	6	2.20	2	2.35	.294	51	69	2	4	2
<a href="#">Subero, Junior</a>	1	3	0.86	9	7	0	0	0	0	31.1	19	6	3	1	2	9	0	33	0	3	1.27	1	0.89	.171	111	122	0	0	0
<a href="#">Vargas, Javier</a>	2	1	4.43	8	4	0	0	0	0	20.1	16	14	10	0	3	13	0	20	0	3	1.85	1	1.43	.229	70	89	0	0	0
<a href="#">Vasquez, Jose</a>	4	0	6.35	11	0	0	0	1	1	17.0	22	14	12	0	2	9	0	16	0	6	1.20	2	1.82	.328	67	82	2	5	0
<a href="#">Villasana, Elias</a>	2	1	2.97	15	0	0	0	0	1	30.1	20	12	10	1	1	19	0	23	1	4	2.10	1	1.29	.196	102	125	1	4	4
<a href="#">Zarzuola, Ezequiel</a>	2	2	3.04	15	0	0	0	1	1	26.2	24	13	9	1	1	17	0	36	0	1	1.20	2	1.54	.235	102	122	1	8	2
* <a href="#">Zoquiell, Reyson</a>	1	0	5.00	8	3	0	0	0	0	18.0	16	12	10	2	4	15	0	11	0	5	1.16	3	1.72	.235	68	87	0	0	0
Team Total	31	20	2.90	51	51	0	3	14	18	428.0	333	199	138	8	38	195	1	381	3	63	2.14	32	1.23	.213	1560	1827	16	51	11

KEY: \* - lefthanded hitter/pitcher, # - switch hitter

**ORGANIZATION STANDINGS**

Copyright by Major League Baseball Advanced Media.

International League Standings  
(As of 07/29/2011 12:08 AM EDT)

## International League North

	<b>W</b>	<b>L</b>	<b>PCT</b>	<b>GB</b>	<b>Home</b>	<b>Away</b>	<b>Div</b>	<b>Streak</b>	<b>Last10</b>
Lehigh Valley IronPigs	62	44	.585	-	33-24	29-20	35-27	L1	6-4
Pawtucket Red Sox	59	47	.557	3.0	28-24	31-23	37-22	W1	6-4
Scranton/Wilkes-Barre Yankees	57	47	.548	4.0	22-24	35-23	32-21	W6	8-2
Syracuse Chiefs	46	58	.442	15.0	26-26	20-32	25-30	W2	5-5
Buffalo Bisons	43	63	.406	19.0	26-31	17-32	22-36	L3	2-8
Rochester Red Wings	41	64	.390	20.5	24-32	17-32	20-35	W3	5-5

## International League South

	<b>W</b>	<b>L</b>	<b>PCT</b>	<b>GB</b>	<b>Home</b>	<b>Away</b>	<b>Div</b>	<b>Streak</b>	<b>Last10</b>
Durham Bulls	59	46	.562	-	31-22	28-24	25-18	L1	6-4
Gwinnett Braves	58	47	.552	1.0	25-28	33-19	26-16	W1	5-5
Charlotte Knights	52	55	.486	8.0	29-24	23-31	14-18	L1	4-6
Norfolk Tides	39	66	.371	20.0	22-26	17-40	13-26	L1	3-7

## International League West

	<b>W</b>	<b>L</b>	<b>PCT</b>	<b>GB</b>	<b>Home</b>	<b>Away</b>	<b>Div</b>	<b>Streak</b>	<b>Last10</b>
Columbus Clippers	65	41	.613	-	34-17	31-24	28-20	L2	3-7
Indianapolis Indians	55	52	.514	10.5	28-26	27-26	14-22	W1	6-4
Louisville Bats	55	52	.514	10.5	31-24	24-28	25-15	L3	5-5
Toledo Mud Hens	49	58	.458	16.5	21-32	28-26	17-27	W1	6-4



## Eastern League Eastern

	<b>W</b>	<b>L</b>	<b>PCT</b>	<b>GB</b>	<b>Home</b>	<b>Away</b>	<b>Div</b>	<b>Streak</b>	<b>Last10</b>
New Hampshire Fisher Cats	57	48	.543	-	31-23	26-25	48-40	L1	4-6
Trenton Thunder	56	49	.533	1.0	34-17	22-32	37-24	L1	6-4
Reading Phillies	55	50	.524	2.0	28-27	27-23	26-23	W1	5-5
New Britain Rock Cats	53	51	.510	3.5	26-28	27-23	32-30	L2	4-6
Portland Sea Dogs	43	61	.413	13.5	22-28	21-33	36-53	L1	6-4
Binghamton Mets	42	64	.396	15.5	21-30	21-34	25-34	L3	4-6

## Eastern League Western

	<b>W</b>	<b>L</b>	<b>PCT</b>	<b>GB</b>	<b>Home</b>	<b>Away</b>	<b>Div</b>	<b>Streak</b>	<b>Last10</b>
Harrisburg Senators	60	46	.566	-	29-21	31-25	40-30	W2	4-6
Bowie Baysox	57	46	.553	1.5	29-22	28-24	38-37	W1	6-4
Richmond Flying Squirrels	58	47	.552	1.5	37-18	21-29	33-30	W2	8-2
Akron Aeros	55	51	.519	5.0	29-25	26-26	39-26	W1	5-5
Erie SeaWolves	48	57	.457	11.5	29-24	19-33	24-40	L2	2-8
Altoona Curve	45	59	.433	14.0	22-29	23-30	30-41	W3	6-4

**FIRST HALF STANDINGS**

Florida State League North

	W	L	PCT	GB	Home	Away	Div	Streak	Last10
* Daytona Cubs	47	23	.671	-	26-11	21-12	30-16	W1	5-5
Clearwater Threshers	39	30	.565	7.5	20-14	19-16	25-20	L4	2-8
Dunedin Blue Jays	39	31	.557	8.0	17-18	22-13	23-23	W2	7-3
Tampa Yankees	37	32	.536	9.5	16-17	21-15	21-24	W5	7-3
Lakeland Flying Tigers	36	34	.514	11.0	20-16	16-18	21-25	L1	4-6
Brevard County Manatees	27	43	.386	20.0	14-22	13-21	17-29	L2	5-5

Florida State League South

	W	L	PCT	GB	Home	Away	Div	Streak	Last10
* St. Lucie Mets	38	32	.543	-	18-15	20-17	30-16	W4	7-3
Fort Myers Miracle	34	36	.486	4.0	19-17	15-19	25-21	L2	4-6
Jupiter Hammerheads	32	38	.457	6.0	15-17	17-21	23-23	L4	4-6
Charlotte Stone Crabs	30	39	.435	7.5	16-19	14-20	19-26	L3	6-4
Bradenton Marauders	30	40	.429	8.0	21-13	9-27	22-24	W3	5-5
Palm Beach Cardinals	29	40	.420	8.5	17-20	12-20	18-27	W2	5-5

**SECOND HALF STANDINGS**

Florida State League North

	W	L	PCT	GB	Home	Away	Div	Streak	Last10
Tampa Yankees	20	14	.588	-	9-7	11-7	8-6	W4	7-3
Clearwater Threshers	17	17	.500	3.0	13-7	4-10	6-8	W1	7-3
Brevard County Manatees	16	16	.500	3.0	5-7	11-9	6-6	L2	6-4
Daytona Cubs	16	18	.471	4.0	6-8	10-10	7-7	L2	4-6
Dunedin Blue Jays	16	18	.471	4.0	5-8	11-10	8-6	L1	4-6
Lakeland Flying Tigers	13	19	.406	6.0	8-10	5-9	5-7	L3	2-8

Florida State League South

	W	L	PCT	GB	Home	Away	Div	Streak	Last10
St. Lucie Mets	19	14	.576	-	11-10	8-4	8-5	W2	5-5
Charlotte Stone Crabs	19	15	.559	0.5	11-8	8-7	8-6	W2	5-5
Bradenton Marauders	19	16	.543	1.0	11-9	8-7	9-6	L1	5-5
Palm Beach Cardinals	19	16	.543	1.0	7-7	12-9	9-6	W3	6-4
Jupiter Hammerheads	14	19	.424	5.0	10-10	4-9	2-11	W1	7-3
Fort Myers Miracle	14	20	.412	5.5	6-9	8-11	6-8	L8	2-8

**OVERALL STANDINGS**

Florida State League North

	W	L	PCT	GB	Home	Away	Div	Streak	Last10
Daytona Cubs	63	41	.606	-	32-19	31-22	37-23	L2	4-6
Tampa Yankees	57	46	.553	5.5	25-24	32-22	29-30	W4	7-3
Clearwater Threshers	56	47	.544	6.5	33-21	23-26	31-28	W1	7-3
Dunedin Blue Jays	55	49	.529	8.0	22-26	33-23	31-29	L1	4-6
Lakeland Flying Tigers	49	53	.480	13.0	28-26	21-27	26-32	L3	2-8
Brevard County Manatees	43	59	.422	19.0	19-29	24-30	23-35	L2	6-4

Florida State League South

	W	L	PCT	GB	Home	Away	Div	Streak	Last10
St. Lucie Mets	57	46	.553	-	29-25	28-21	38-21	W2	5-5
Charlotte Stone Crabs	49	54	.476	8.0	27-27	22-27	27-32	W2	5-5
Bradenton Marauders	49	56	.467	9.0	32-22	17-34	31-30	L1	5-5
Fort Myers Miracle	48	56	.462	9.5	25-26	23-30	31-29	L8	2-8
Palm Beach Cardinals	48	56	.462	9.5	24-27	24-29	27-33	W3	6-4
Jupiter Hammerheads	46	57	.447	11.0	25-27	21-30	25-34	W1	7-3

**FIRST HALF STANDINGS**

Midwest League Eastern

	W	L	PCT	GB	Home	Away	Div	Streak	Last10
* Bowling Green Hot Rods	41	29	.586	-	24-11	17-18	33-25	W1	9-1
@ Lansing Lugnuts	38	29	.567	1.5	17-14	21-15	32-23	W2	6-4
Great Lakes Loons	39	30	.565	1.5	18-17	21-13	32-25	L1	7-3
Dayton Dragons	35	35	.500	6.0	20-15	15-20	30-28	L2	6-4
South Bend Silver Hawks	34	35	.493	6.5	19-14	15-21	29-28	L1	4-6
West Michigan Whitecaps	32	37	.464	8.5	17-20	15-17	23-34	L1	6-4
Fort Wayne TinCaps	30	39	.435	10.5	17-18	13-21	25-32	W1	4-6
Lake County Captains	28	41	.406	12.5	16-19	12-22	24-33	W1	1-9

Midwest League Western

	W	L	PCT	GB	Home	Away	Div	Streak	Last10
* Burlington Bees	45	25	.643	-	24-11	21-14	40-18	L2	4-6
@ Quad Cities River Bandits	40	29	.580	4.5	19-14	21-15	32-25	W3	7-3
Beloit Snappers	38	32	.543	7.0	19-16	19-16	29-29	W2	8-2
Wisconsin Timber Rattlers	38	32	.543	7.0	20-15	18-17	32-26	W1	6-4
Peoria Chiefs	33	37	.471	12.0	21-15	12-22	28-30	L7	3-7
Cedar Rapids Kernels	32	38	.457	13.0	19-16	13-22	29-29	L1	4-6
Kane County Cougars	28	41	.406	16.5	15-20	13-21	24-33	L2	2-8
Clinton LumberKings	24	46	.343	21.0	9-26	15-20	17-41	W2	4-6

**SECOND HALF STANDINGS**

Midwest League Eastern

	W	L	PCT	GB	Home	Away	Div	Streak	Last10
Dayton Dragons	23	9	.719	-	13-4	10-5	14-6	W1	9-1
Lansing Lugnuts	22	10	.688	1.0	12-3	10-7	12-8	W5	8-2
Great Lakes Loons	18	14	.563	5.0	9-8	9-6	10-10	L3	5-5
Fort Wayne TinCaps	17	15	.531	6.0	7-8	10-7	8-12	L1	7-3
West Michigan Whitecaps	16	16	.500	7.0	9-8	7-8	10-10	L3	3-7
Bowling Green Hot Rods	15	17	.469	8.0	10-5	5-12	9-11	L2	6-4
Lake County Captains	14	18	.438	9.0	8-9	6-9	9-11	W4	6-4
South Bend Silver Hawks	14	18	.438	9.0	4-11	10-7	8-12	W2	6-4

Midwest League Western

	W	L	PCT	GB	Home	Away	Div	Streak	Last10
Kane County Cougars	19	13	.594	-	8-9	11-4	14-6	W1	6-4
Quad Cities River Bandits	19	13	.594	-	11-6	8-7	12-8	W3	6-4
Clinton LumberKings	17	15	.531	2.0	9-8	8-7	13-7	W3	5-5
Beloit Snappers	16	16	.500	3.0	8-7	8-9	12-8	W2	4-6
Cedar Rapids Kernels	14	18	.438	5.0	8-7	6-11	8-12	L1	3-7
Wisconsin Timber Rattlers	13	19	.406	6.0	5-10	8-9	8-12	L2	4-6
Peoria Chiefs	10	22	.313	9.0	4-11	6-11	7-13	L4	1-9
Burlington Bees	9	23	.281	10.0	7-10	2-13	6-14	L9	1-9

**OVERALL STANDINGS**

Midwest League Eastern

	W	L	PCT	GB	Home	Away	Div	Streak	Last10
Lansing Lugnuts	60	39	.606	-	29-17	31-22	44-31	W5	8-2
Dayton Dragons	58	44	.569	3.5	33-19	25-25	44-34	W1	9-1
Great Lakes Loons	57	44	.564	4.0	27-25	30-19	42-35	L3	5-5
Bowling Green Hot Rods	56	46	.549	5.5	34-16	22-30	42-36	L2	6-4
South Bend Silver Hawks	48	53	.475	13.0	23-25	25-28	37-40	W2	6-4
West Michigan Whitecaps	48	53	.475	13.0	26-28	22-25	33-44	L3	3-7
Fort Wayne TinCaps	47	54	.465	14.0	24-26	23-28	33-44	L1	7-3
Lake County Captains	42	59	.416	19.0	24-28	18-31	33-44	W4	6-4

Midwest League Western

	W	L	PCT	GB	Home	Away	Div	Streak	Last10
Quad Cities River Bandits	59	42	.584	-	30-20	29-22	44-33	W3	6-4
Beloit Snappers	54	48	.529	5.5	27-23	27-25	41-37	W2	4-6
Burlington Bees	54	48	.529	5.5	31-21	23-27	46-32	L9	1-9
Wisconsin Timber Rattlers	51	51	.500	8.5	25-25	26-26	40-38	L2	4-6
Kane County Cougars	47	54	.465	12.0	23-29	24-25	38-39	W1	6-4
Cedar Rapids Kernels	46	56	.451	13.5	27-23	19-33	37-41	L1	3-7
Peoria Chiefs	43	59	.422	16.5	25-26	18-33	35-43	L4	1-9
Clinton LumberKings	41	61	.402	18.5	18-34	23-27	30-48	W3	5-5

## Appalachian League East

	<b>W</b>	<b>L</b>	<b>PCT</b>	<b>GB</b>	<b>Home</b>	<b>Away</b>	<b>Div</b>	<b>Streak</b>	<b>Last10</b>
Bluefield Blue Jays	21	16	.568	-	10-9	11-7	11-11	W2	5-5
Princeton Rays	21	16	.568	-	11-7	10-9	15-10	W1	7-3
Danville Braves	19	17	.528	1.5	9-10	10-7	12-14	W3	7-3
Pulaski Mariners	17	20	.459	4.0	11-8	6-12	12-8	L1	5-5
Burlington Royals	14	23	.378	7.0	9-9	5-14	9-16	L3	4-6

## Appalachian League West

	<b>W</b>	<b>L</b>	<b>PCT</b>	<b>GB</b>	<b>Home</b>	<b>Away</b>	<b>Div</b>	<b>Streak</b>	<b>Last10</b>
Johnson City Cardinals	23	13	.639	-	12-6	11-7	14-7	L1	4-6
Elizabethton Twins	20	16	.556	3.0	11-9	9-7	11-9	L1	3-7
Kingsport Mets	18	19	.486	5.5	9-9	9-10	15-13	L1	8-2
Bristol White Sox	17	19	.472	6.0	10-6	7-13	7-9	W1	4-6
Greeneville Astros	13	24	.351	10.5	7-11	6-13	11-20	W1	4-6

Gulf Coast League Standings  
(As of 07/29/2011 01:40 AM EDT)

## Gulf Coast League North

	<b>W</b>	<b>L</b>	<b>PCT</b>	<b>GB</b>	<b>Home</b>	<b>Away</b>	<b>Div</b>	<b>Streak</b>	<b>Last10</b>
GCL Yankees	23	11	.676	-	10-7	13-4	23-11	W7	8-2
GCL Pirates	21	13	.618	2.0	9-8	12-5	21-13	W1	5-5
GCL Phillies	19	15	.559	4.0	7-10	12-5	19-15	W2	5-5
GCL Tigers	14	20	.412	9.0	6-11	8-9	14-20	L1	5-5
GCL Braves	13	21	.382	10.0	7-10	6-11	13-21	L6	2-8
GCL Blue Jays	12	22	.353	11.0	8-9	4-13	12-22	L2	5-5

## Gulf Coast League East

	<b>W</b>	<b>L</b>	<b>PCT</b>	<b>GB</b>	<b>Home</b>	<b>Away</b>	<b>Div</b>	<b>Streak</b>	<b>Last10</b>
GCL Marlins	23	9	.719	-	12-4	11-5	23-9	W5	7-3
GCL Cardinals	19	13	.594	4.0	9-7	10-6	19-13	W1	7-3
GCL Mets	17	15	.531	6.0	9-7	8-8	17-15	L1	4-6
GCL Nationals	12	20	.375	11.0	6-11	6-9	12-20	L2	4-6
GCL Astros	9	23	.281	14.0	3-12	6-11	9-23	L1	2-8

## Gulf Coast League South

	<b>W</b>	<b>L</b>	<b>PCT</b>	<b>GB</b>	<b>Home</b>	<b>Away</b>	<b>Div</b>	<b>Streak</b>	<b>Last10</b>
GCL Orioles	20	13	.606	-	8-9	12-4	20-13	W3	6-4
GCL Twins	17	16	.515	3.0	6-10	11-6	17-16	W1	6-4
GCL Rays	16	18	.471	4.5	7-10	9-8	16-18	L1	4-6
GCL Red Sox	14	20	.412	6.5	6-11	8-9	14-20	L3	4-6

Dominican Summer League Standings  
 (As of 07/29/2011 03:21 AM EDT)  
 Dominican Summer League Boca Chica North

	W	L	PCT	GB	Home	Away	Div	Streak	Last10
DSL Royals	33	18	.647	-	16-7	17-11	33-18	W2	9-1
DSL Pirates	30	18	.625	1.5	15-10	15-8	30-18	L2	5-5
DSL Red Sox	31	19	.620	1.5	17-9	14-10	28-16	W3	8-2
DSL Dodgers	26	23	.531	6.0	14-12	12-11	22-22	W2	6-4
DSL Rays	24	25	.490	8.0	12-10	12-15	22-21	L2	5-5
DSL Indians	20	28	.417	11.5	11-15	9-13	20-23	W1	3-7
DSL Mets2	21	31	.404	12.5	15-11	6-20	21-31	W1	3-7
DSL Yankees2	20	33	.377	14.0	7-21	13-12	20-33	L7	1-9
DSL Astros	16	29	.356	14.0	8-13	8-16	13-27	L1	4-6

## Dominican Summer League Boca Chica South

	W	L	PCT	GB	Home	Away	Div	Streak	Last10
DSL Rangers	30	20	.600	-	17-9	13-11	28-18	L1	6-4
DSL Cubs2	30	21	.588	0.5	17-9	13-12	26-19	W3	6-4
DSL Yankees1	28	22	.560	2.0	16-6	12-16	24-22	W2	6-4
DSL Nationals	25	25	.500	5.0	13-14	12-11	24-23	L2	6-4
DSL Giants	24	24	.500	5.0	12-12	12-12	21-22	W2	4-6
DSL Phillies	25	26	.490	5.5	15-10	10-16	21-24	W3	7-3
DSL Mets1	24	27	.471	6.5	11-14	13-13	23-26	L1	6-4
DSL Marlins	16	31	.340	12.5	8-17	8-14	15-28	L11	0-10

## Dominican Summer League Santo Domingo North

	W	L	PCT	GB	Home	Away	Div	Streak	Last10
DSL Mariners	36	15	.706	-	19-6	17-9	32-14	L1	5-5
DSL Brewers	32	19	.627	4.0	16-10	16-9	29-16	W1	5-5
DSL Cardinals	19	32	.373	17.0	12-14	7-18	14-28	W3	6-4
DSL Athletics	17	35	.327	19.5	10-15	7-20	14-31	L3	5-5

## Dominican Summer League Boca Chica Baseball City

	W	L	PCT	GB	Home	Away	Div	Streak	Last10
DSL Orioles	33	18	.647	-	17-9	16-9	33-18	W2	6-4
DSL Twins	31	20	.608	2.0	17-8	14-12	31-20	W1	5-5
DSL Rockies	30	21	.588	3.0	15-11	15-10	30-21	L2	7-3
DSL White Sox	27	23	.540	5.5	13-11	14-12	27-23	W1	2-8
DSL Reds	23	26	.469	9.0	13-12	10-14	23-26	W1	7-3
DSL Cubs1	21	28	.429	11.0	12-14	9-14	21-28	L1	4-6
DSL Diamondbacks	20	31	.392	13.0	13-12	7-19	20-31	L1	6-4
DSL Padres	15	33	.313	16.5	10-13	5-20	15-33	L1	3-7

## Dominican Summer League San Pedro de Macoris

	W	L	PCT	GB	Home	Away	Div	Streak	Last10
DSL Angels	38	13	.745	-	20-5	18-8	33-10	L3	6-4
DSL Braves	26	26	.500	12.5	12-14	14-12	22-21	W1	4-6
DSL Tigers	18	32	.360	19.5	12-13	6-19	17-25	L2	4-6
DSL Blue Jays	17	34	.333	21.0	10-15	7-19	13-29	W1	4-6

## MINOR LEAGUE CLIPS

### **Rochester Red Wings defeat Louisville**

**Democrat and Chronicle, 7/28/11**

The Rochester Red Wings may not make the playoffs this year, but that has not stopped the team from playing some of its best [baseball](#) this year.

Toby Gardenhire and Brian Dinkelman each drove in two runs as the Red Wings clinched just their second series win of the season on Thursday with a 7-3 victory over the Louisville Bats at Louisville Slugger Field.

Rochester (41-64) matched a season-best three-game win streak and has won on three straight days for the first time this year. Its three-game win streak in April included a doubleheader sweep. The Red Wings, who hold the second-worst record in the International League, have yet to sweep a series this season and will go for the four-game series sweep tonight at 7.

The Red Wings trailed 3-1 after three innings but scored five runs in the top of the fourth to take control. With the bases loaded and nobody out, Gardenhire doubled to left field to tie the score at 3. After Chase Lambin scored on a sacrifice to give Rochester the lead, Jeff Bailey and Dinkelman followed with run-scoring hits to put Rochester ahead 6-3.

Wings starter Eric Hacker (5-10) allowed three runs on six hits over six innings while striking out one to earn the win. His only bad inning was the third when a wild pitch with the bases loaded allowed Louisville (55-52) to tie the score at 1. Denis Phipps followed with a two-run single.

Relievers Jeff Manship and Dusty Hughes pitched three scoreless innings of relief to maintain the lead.

Dinkelman had an RBI double in the first inning to give the Red Wings a 1-0 lead and Dustin Martin added an RBI single in the ninth.

Red Wings infielders Matt Tolbert and Luke Hughes were promoted to the Minnesota Twins on Thursday, while the parent club sent left-handed relief pitcher Chuck James back to Rochester and placed infielder Alexi Casilla on the disabled list.

Tolbert hit just .194 in 10 games for the Wings since being sent down from the Twins on July 18. Hughes was hitting .154 for Rochester in 14 games.

James was 1-1 with a 2.25 earned-run average in 26 games for the Wings.

### **Baysox Edge Past Rock Cats**

**Bowie Patch, 7/29/11**

The bottom of the Baysox lineup carried the offense to a 3-2 victory Thursday night over the New Britain Rock Cats. The bottom four hitters racked up all three of the team's runs, four of their six hits and all three RBIs.

The Rock Cats were off to an early lead with a two-run homer in the bottom of the first, but Bowie was able to come back improving their record to 57-46 on the season.

Bowie scored first in the fifth on a bunt by Pedro Florimon that brought DH Buck Britton home after a lead off triple. Ronnie Welty singled in the top of the seventh, driving in two RBIs, putting the Baysox on top.

Tim Bascom allowed two runs on eight hits, pitching six innings and striking out a season high eight batters. He gets his seventh win on the season and went 4-0 in his five starts this month.

### **Minors: Yankees sweep the Miracle with 12-2 win**

#### **Naples Daily News, 7/28/11**

The Tampa Yankees blasted the Fort Myers Miracle, 12-2, to complete a four-game sweep at Hammond Stadium on Thursday night.

The Yankees hit three home runs and cranked out 15 hits. Tampa's big blow came in the fifth inning, chasing Miracle starter Pat Dean with six runs on five hits, including a three-run homer from Hector Rabago.

After giving up a run in the first inning, Fort Myers tied the game in the second inning on an RBI single by Josmil Pinto off Yankee starter Sean Black. In the third inning, Oswaldo Arcia crushed a solo homer over the right field wall to take a brief 2-1 lead.

Tampa added five runs combined in the seventh and eighth innings with home runs from Luke Murton and Kyle Roller.

Dean (2-4) gave up six runs on eight hits in 4.2 innings, but did register a season-high seven strikeouts. Sean Black (6-6) evened his record with six strong innings, scattering six hits and giving up two runs.

Clint Dempster appeared in relief for the Miracle and gave up three runs in 2.1 innings. Matthew Tomshaw made his Florida State League debut, and gave up three runs in two innings.

The Miracle (48-56, 14-20) continue an eight game homestand by hosting the Flying Tigers from Lakeland on Friday night for the first of a four game set. First pitch is slated for 7:05 p.m. Listen to the action on [www.miraclebaseball.com](http://www.miraclebaseball.com) with the unquestioned 'Voice of the Miracle' Alex Margulies and Brice Zimmerman.

### **Snappers hammer Bees, 21-8**

#### **Beloit Daily News, 7/28/11**

BURLINGTON, Iowa — The Beloit Snappers needed something to snap out of their six-game funk.

They found the cure on Wednesday night.

After dropping the first six games of their 12-game road trip to Great Lakes and Lansing, the Snappers (15-16) came out slugging.

And slugging. And slugging. And slugging.

Beloit pounded out 18 hits and four home runs, going 10-for-14 with runners in scoring position in its 21-8 rout of the Burlington Bees on Wednesday night.

The Snappers scored four in the first inning, five in the second, two in fourth and eighth in the fifth.



Jairo Perez went 4-for-5 with eight RBIs and two home runs, while Lance Ray added three RBIs and Wang-Wei Lin went 2-for-3 with a home run, two RBIs and three runs scored.

Michael Gonzales also finished 3-for-4 with four runs scored and two RBIs. Reggie Williams chipped in with a 2-for-6 outing that included a home run and three RBIs. Andy Leer also went 2-for-6 for the Snappers.

Beloit wasted little time in jumping on the Bees (9-22) with four runs on four hits in the first inning.

Lin and Daniel Santana led off with back-to-back singles before advancing to second and third base following a sacrifice bunt by Ray.

Gonzales drove in Lin with a RBI single before Perez connected on the first of his two home runs — a three-run blast over the left-field wall for a 4-0 advantage.

Burlington answered with three runs in the bottom of the first inning before the Snappers came back with five in the second.

Adam Bryant tallied a one-out double moments before Lin hit his fourth home run of the season, extending Beloit's lead to 6-3.

Santana added the third run of the inning on a wild pitch and Perez hit his second homer in as many innings. Perez smashed a two-run shot over the left-field fence for a 9-3 cushion. With the two home runs, Perez is second on the team in homers with 11.

Beloit added the finishing touches with eight runs on six hits in the fifth inning. All eight runs came with two outs.

Beloit starting pitcher Ryan O'Rourke (3-2) was the beneficiary of all the offensive support.

The left-hander worked five innings, surrendering four earned runs on six hits with five strikeouts.