










Toronto Blue Jays Minor League Report

Thursday, August 18, 2011

MINOR LEAGUE ORGANIZATIONAL RECORD: 365-345 .514, 7th in MLB

TEAM	YESTERDAY	GAME RECAP	PLAYER OF THE GAME	NEXT 3 GAMES
	W 11-0 at MEM W: Beck (2-2) L: Additon (2-8) S: NONE (63-62, 2 nd , 10.0 GB)	RHP Chad Beck pitched 7.1 shutout innings, allowed six hits, walked one and struck out three... LF Travis Snider was 1-for-4 with a walk, two runs scored, three RBI and hit his 4 th home run in the first inning... SS Adeiny Hechavarria was 2-for-4 with a walk, a run scored and has had a multi-hit effort in all six games with Las Vegas (AAA)... CF Darin Mastroianni was 2-for-5 with a run scored and an RBI.	RHP Chad Beck: W, 7.1IP, 6H, BB, 3K. Beck has combined to go 9-6 with a 3.98 ERA in 28 games (20 starts) this season split between Dunedin (A), New Hampshire (AA) and Las Vegas (AAA).	08/18: RHP P.J. Walters (7-6, 5.11) 08/19: RHP Kyle Drabek (3-2, 6.55) 08/20: RHP Chad Gaudin (1-0, 3.38)
	GM 1: L 5-4 at ALT (7) W: McPherson (7-4) L: Jenkins (5-5) S: Krol (20) GM 2: W 6-3 at ALT (7) W: Gailey (1-4) L: Dube (2-5) S: Everts (5) (68-55, 1 st , 7.0 GA)	RHP Chad Jenkins pitched a complete game (six innings), allowed five runs on seven hits, walked two and struck out one... C Travis d'Arnaud was 2-for-4, with a run scored, two RBI and hit his 18 th home run in the first inning. RHP B.J. LaMura pitched four innings, allowed three runs on three hits, walked three and struck out four... DH Travis d'Arnaud was 1-for-4 with two RBI... C Yan Gomes was 3-for-3 with a run scored, an RBI and hit his 10 th home run in the seventh inning... RHP Frank Gailey pitched two perfect innings of relief, struck out two and picked up his 1 st win of the season.	C Travis d'Arnaud: 3-for-8, R, 4RBI, HR. The 2007 1 st round pick (37 th overall) is currently 4 th in the Eastern league with a .323 AVG...Is .046 points higher than the next best catcher in the league.	08/18: RHP Nestor Molina (1-0, 1.50) 08/19: RHP Yohan Pino (3-6, 4.11) 08/20: RHP Joel Carreno (7-9, 3.41)
	W 10-1 at CLE W: Wojciechowski (8-9) L: May (9-7) S: NONE 2 nd Half Standings (29-23, 1 st , 2.5 GA)	RHP Asher Wojciechowski pitched seven strong innings, allowed one run on two hits and struck out four... 1B Sean Ochinko was 2-for-5 with a run scored, three RBI and hit his 14 th home run in the seventh inning... C A.J. Jimenez was 3-for-4 with a run scored, four RBI and hit his 24 th and 25 th doubles... 2B Ryan Schimpf was 1-for-3 with a run scored, an RBI, walked twice and hit his 10 th home run in the second inning.	RHP Asher Wojciechowski: W, 7.0IP, 2H, ER, 4K. The 2010 1 st round pick (41 st overall) has been much better on the road this season posting a 7-5 record and a 3.50 ERA in 14 games (13 starts) as opposed to 1-4 with a 7.43 ERA in eight games (seven starts) at home.	08/18: RHP Andrew Liebel (2-1, 5.14) 08/19: RHP Drew Hutchison (4-3, 2.83) 08/20: TBA
	L 3-2 at BG W: Romero (4-5) L: Powell (2-4) S: Hubbard (8) 2 nd Half Standings (28-23, T-2 nd , 6.0 GB)	RHP Tyler Powell pitched five innings, allowed two runs on seven hits and struck out three... C Jack Murphy was 2-for-3 with a walk, a run scored, two RBI and hit his 1 st home run in the ninth inning... 1B K.C. Hobson was 2-for-4 with a run scored and hit his 22 nd double... RHP Shawn Griffith pitched a perfect inning of relief and struck out three.	1B K.C. Hobson: 2-for-4, R, 2B, K. The 2009 6 th round pick is in his 2 nd professional season and has drawn 57 walks this season in 110 games this season which is tied for the Club lead and T-9 th in the Midwest League.	08/18: LHP Egan Smith (6-5, 3.56) 08/19: RHP Casey Lawrence (10-8, 3.11) 08/20: RHP Marcus Walden (5-4, 3.19)

	<p>W 4-1 vs. SK W: Permison (1-0) L: Bucardo (0-1) S: NONE</p> <p>2nd Half Standings (8-14, 4th, 6.0 GB)</p>	<p>RHP Ben White pitched four innings, allowed one run on two hits, walked two and struck out one...SS Shane Opitz was 1-for-3 with a walk, two runs scored and an RBI...RHP Philip Brua pitched 2.2 scoreless innings of relief, allowed two hits and struck out one...RHP Drew Permison pitched 1.1 scoreless innings of relief, allowed one hit and struck out one.</p>	<p>RHP Drew Permison: W, 1.1IP, H, K. The 22 year-old picked up his 1st win of the season and extended his scoreless innings streak to 16.1 IP (14 games) and has allowed just eight hits over the streak.</p>	<p>08/18: RHP Noah Syndergaard (1-2, 2.77) 08/19: LHP Justin Nicolino (5-1, 1.14) 08/20: RHP Zach Breault (1-1, 4.92)</p>
	<p>W 7-3 vs. BUR W: Diaz (1-0) L: Pizziconi (0-1) S: NONE</p> <p>(31-23, T-1st, 0.0 GA)</p>	<p>RHP Aaron Sanchez pitched five innings, allowed one run on two hits and struck out seven...LF Christopher Hawkins was 3-for-4 with two RB...CF Kevin Pillar was 2-for-3 with a run scored, two RBI and hit his 2nd triple of the season...RHP Misual Diaz pitched two scoreless innings of relief, walked one, struck out four and picked up his 1st win of the season.</p>	<p>RHP Aaron Sanchez: 5.0IP, 2H, ER, 7K. Over his last five games (three starts) the 2010 1st round pick (34th overall) is 2-1 with a 3.27 ERA (8ER/22IP).</p>	<p>08/18: RHP Myles Jaye (2-3, 3.00) 08/19: RHP Ajay Meyer (3-2, 3.29) 08/20: LHP Tyler Ybarra (1-0, 2.75)</p>
	<p>W 9-8 at PIRATES (14) W: Roman (4-1) L: Lodge (0-2) S: NONE</p> <p>(22-27, 3rd, 10.0 GB)</p>	<p>RHP Joe Musgrove pitched three scoreless innings, allowed one hit and struck out two...RF Jacob Anderson went 2-for-7 with two runs scored, three RBI and hit his 1st professional home run in the fifth inning...2B Jorge Vega-Rosado was 2-for-5 with a walk, a run scored, drove in two and hit his 9th double...RHP Jeremy Gabryszewski pitched a perfect inning of relief in his professional debut and struck out two.</p>	<p>RHP Joe Musgrove: 3.0IP, H, 2K. The 2011 1st round pick (46th overall) has not allowed a run over his last three starts (nine innings)...Has lowered his ERA from 9.31 to 4.82.</p>	<p>08/18: RHP Randall Thompson (0-1, 3.71) 08/19: LHP Nicolas Purdy (3-0, 3.05) 08/20: LHP Griffin Murphy (1-2, 5.09)</p>

ORGANIZATIONAL LEADERS

BATTING

AVG (Full Season)

1. Cooper (LV)	.371
2. Lawrie (LV)	.347
3. d'Arnaud (NH)	.323

AVG (Short Season)

1. Pillar (BLU)	.321
2. Berti (VAN)	.316
3. Vega-Rosado (BLU)	.311

H

1. Cooper (LV)	147
2. Loewen (LV)	140
3. Marisnick (LAN)	125

R

1. Loewen (LV)	72
2. Jackson (DUN/NH)	72
3. Crouse (LAN)	71

RBI

1. Cooper (LV)	87
2. Loewen (LV)	79
3. Marisnick (LAN)	71

2B

1. Cooper (LV)	46
2. Loewen (LV)	42
3. McDade (NH)	36

3B

1. Mastroianni (LV/NH)	8
2. Several tied	6

HR

1. Glenn (DUN)	23
2. Lawrie (LV)	18
3. d'Arnaud (NH)	18

BB

1. Hobson (LAN)	57
2. Knecht (LAN)	57
3. Cooper (LV)	56

SB

1. Gose (NH)	54
2. Crouse (LAN)	37
3. Marisnick (LAN)	32

PITCHING

W

1. Lawrence (DUN)	12
2. Molina (DUN)	11
3. 2 tied	10

SV

1. Etheridge (DUN)	32
2. Turnbull (LAN)	15
3. Permison (LAN/VAN)	12

K

1. Carreno (NH)	152
2. Hutchison (LAN/DUN)	144
3. Molina (DUN/NH)	123

IP

1. Jenkins (DUN/NH)	149.0
2. Carreno (NH)	134.2
3. Mills (LV)	130.2

G

1. Etheridge (DUN/NH)	47
2. Abreu (LV)	46
3. 2 tied	43

ERA (Full Season)

1. Molina (DUN/NH)	2.52
2. Hutchison (LAN/NH)	2.71
3. McGuire (DUN/NH)	3.06

ERA (Short Season)

1. Nicolino (VAN)	1.14
2. Syndergaard (BLU/VAN)	1.80
3. Taylor (BLU)	2.44

Las Vegas 51s (63-62) 11, Memphis Redbirds (64-60) 0
August 17, 2011

	1	2	3	4	5	6	7	8	9	R	H	E
Las Vegas	4	0	3	0	2	0	0	2	0	11	13	0
Memphis	0	0	0	0	0	0	0	0	0	0	7	1

Las Vegas	AB	R	H	RBI	BB	SO	LOB	AVG	Memphis	AB	R	H	RBI	BB	SO	LOB	AVG
Mastroianni, CF	5	1	2	1	0	2	0	.273	Robinson, S, LF	3	0	0	0	1	1	0	.298
Hechavarria, SS	4	1	2	0	1	0	2	.560	Chambers, CF	4	0	1	0	0	0	0	.273
Cooper, 1B	5	1	1	0	0	0	3	.371	Stavinoha, DH	4	0	1	0	0	0	2	.260
Snider, LF	4	2	1	3	1	0	1	.346	Hamilton, 1B	4	0	1	0	0	1	1	.353
Nix, J, RF	3	2	2	2	2	0	0	.274	Greene, SS	4	0	1	0	0	0	1	.333
Woodward, 3B	4	1	1	0	1	1	3	.299	Brown, A, RF	4	0	0	0	0	2	2	.280
Lane, DH	5	1	1	2	0	1	1	.299	Cruz, T, C	4	0	2	0	0	0	1	.257
Mayorson, 2B	4	1	2	1	0	0	0	.316	Bynum, 2B	3	0	1	0	0	0	2	.269
Budde, C	4	1	1	2	1	1	2	.234	Kozma, 3B	3	0	0	0	0	0	2	.216
Beck, P	0	0	0	0	0	0	0	.000	Additon, P	0	0	0	0	0	0	0	.083
Korecky, P	0	0	0	0	0	0	0	.000	Parise, C	0	0	0	0	0	0	0	.250
Totals	38	11	13	11	6	5	12	.310	Todd, P	0	0	0	0	0	0	0	.000
									Kopp, P	0	0	0	0	0	0	0	.000
									Totals	33	0	7	0	1	4	11	.271

BATTING

2B: Lane (15, Additon), Nix, J (9, Todd).
HR: Snider (4, 1st inning off Additon, 2 on, 1 out), Budde (7, 5th inning off Parise, 1 on, 1 out).
TB: Mastroianni 2; Hechavarria 2; Cooper; Snider 4; Nix, J 3; Woodward; Lane 2; Mayorson 2; Budde 4.
RBI: Snider 3 (42), Lane 2 (32), Mayorson (47), Mastroianni (18), Budde 2 (25), Nix, J 2 (18).
2-out RBI: Nix, J 2.
Runners left in scoring position, 2 out: Budde; Woodward.
SF: Mayorson.
GIDP: Hechavarria; Cooper.
Team RISP: 4-for-9.
Team LOB: 7.

FIELDING

DP: (Woodward-Mayorson-Cooper).

BATTING

2B: Hamilton (18, Korecky).
3B: Stavinoha (1, Beck).
TB: Chambers; Stavinoha 3; Hamilton 2; Greene; Cruz, T 2; Bynum.
Runners left in scoring position, 2 out: Hamilton; Kozma; Bynum; Cruz, T.
GIDP: Stavinoha.
Team RISP: 0-for-7.
Team LOB: 7.

FIELDING

E: Greene (13, fielding).
DP: 2 (Greene-Bynum-Hamilton, Hamilton-Greene-Todd).

Las Vegas	IP	H	R	ER	BB	SO	HR	ERA	Memphis	IP	H	R	ER	BB	SO	HR	ERA
Beck (W, 2-2)	7.1	6	0	0	1	3	0	5.34	Additon (L, 2-8)	2.1	6	7	7	5	2	1	4.92
Korecky	1.2	1	0	0	0	1	0	0.82	Parise	3.2	4	2	2	0	1	1	4.50
Totals	9.0	7	0	0	1	4	0	5.84	Todd	2.0	3	2	2	1	1	0	4.58
									Kopp	1.0	0	0	0	0	1	0	0.00
									Totals	9.0	13	11	11	6	5	2	4.14

Pitches-strikes: Beck 112-69, Korecky 24-15, Additon 72-40, Parise 33-24, Todd 33-20, Kopp 11-7.

Groundouts-flyouts: Beck 6-9, Korecky 3-0, Additon 2-2, Parise 4-4, Todd 2-1, Kopp 1-0.

Batters faced: Beck 29, Korecky 5, Additon 18, Parise 15, Todd 9, Kopp 3.

Inherited runners-scored: Korecky 2-0, Parise 2-1.

Umpires: HP: Dixon Stureman. 1B: Clint Fagan. 2B: . 3B: Stephen Barga.

Weather: 92 degrees, clear.

Wind: 3 mph, Out to CF.

T: 2:45.

Att: 4,296.

Altoona Curve (56-65) 5, New Hampshire Fisher Cats (67-55) 4
August 17, 2011

	1	2	3	4	5	6	7	8	9	R	H	E
New Hampshire	3	0	1	0	0	0	0	x	x	4	6	1
Altoona	0	3	0	0	0	2	x	x	x	5	7	1

New Hampshire	AB	R	H	RBI	BB	SO	LOB	AVG	Altoona	AB	R	H	RBI	BB	SO	LOB	AVG
Gose, CF	3	2	1	0	1	0	2	.255	Marte, CF	2	0	0	0	1	0	1	.328
Diaz, J, SS	2	0	1	0	0	0	0	.253	Holt, Br, SS	3	0	0	0	0	0	1	.284
Howard, K, 3B	2	1	1	2	1	0	0	.350	Rodriguez, 2B	3	0	0	0	0	1	2	.272
d'Arnaud, C	4	1	2	2	0	0	3	.324	Lambo, RF	3	1	1	0	0	0	0	.282
Sierra, RF	3	0	0	0	0	1	1	.264	Sanchez, T, C	2	2	1	1	1	0	0	.239
Perales, LF	3	0	0	0	0	0	0	.190	Curry, 1B	3	1	1	0	0	0	1	.257
Gomes, 1B	3	0	0	0	0	3	0	.237	Latimore, LF	3	1	3	2	0	0	0	.240
Tolisano, DH	2	0	0	0	1	0	0	.218	Sanchez, Y, 3B	3	0	1	2	0	0	2	.307
Stansberry, 2B	2	0	1	0	1	0	0	.199	Chalk, DH	3	0	0	0	0	0	2	.241
Jenkins, P	0	0	0	0	0	0	0	.000	McPherson, P	0	0	0	0	0	0	0	.000
Totals	24	4	6	4	4	4	6	.258	Krol, P	0	0	0	0	0	0	0	.000
									Totals	25	5	7	5	2	1	9	.261

BATTING

HR: d'Arnaud (18, 1st inning off McPherson, 1 on, 1 out).
TB: Gose; Diaz, J; Howard, K; d'Arnaud 5; Stansberry.
RBI: Howard, K 2 (7), d'Arnaud 2 (63).
Runners left in scoring position, 2 out: Gose; d'Arnaud 2.
SAC: Diaz, J 2.
SF: Howard, K.
Team RISP: 2-for-4.
Team LOB: 6.

BASERUNNING

SB: Gose 2 (54, 2nd base off McPherson/Sanchez, T, 3rd base off McPherson/Sanchez, T), Tolisano (6, 2nd base off McPherson/Sanchez, T).

FIELDING

E: Stansberry (3, fielding).
DP: (Stansberry-Diaz, J-Gomes).

BATTING

2B: Latimore 3 (28, Jenkins, Jenkins, Jenkins), Sanchez, T (12, Jenkins).
TB: Lambo; Sanchez, T 2; Curry; Latimore 6; Sanchez, Y.
RBI: Latimore 2 (51), Sanchez, Y 2 (14), Sanchez, T (41).
Runners left in scoring position, 2 out: Marte; Sanchez, Y; Chalk.
GIDP: Rodriguez.
Team RISP: 3-for-9.
Team LOB: 4.

FIELDING

E: Rodriguez (7, fielding).
Outfield assists: Lambo (Stansberry at home).

New Hampshire	IP	H	R	ER	BB	SO	HR	ERA	Altoona	IP	H	R	ER	BB	SO	HR	ERA
Jenkins (L, 5-5)	6.0	7	5	5	2	1	0	4.08	McPherson (W, 7-4)	6.0	4	4	3	2	4	1	3.15
Totals	6.0	7	5	5	2	1	0	3.76	Krol (S, 20)	1.0	2	0	0	2	0	0	4.40
									Totals	7.0	6	4	3	4	4	1	3.95

Pitches-strikes: Jenkins 87-60, McPherson 82-57, Krol 24-13.

Groundouts-flyouts: Jenkins 11-3, McPherson 7-2, Krol 1-1.

Batters faced: Jenkins 27, McPherson 25, Krol 6.

Umpires: HP: Scott Mahoney. 1B: Matt Cunningham. 2B: . 3B: Shaun Lampe.

Weather: 81 degrees, partly cloudy.

Wind: 4 mph, Varies.

T: 1:56

New Hampshire Fisher Cats (68-55) 6, Altoona Curve (56-66) 3
August 17, 2011

	1	2	3	4	5	6	7	8	9	R	H	E
New Hampshire	0	1	0	0	0	0	5	x	x	6	9	0
Altoona	0	3	0	0	0	0	0	x	x	3	3	0

New Hampshire	AB	R	H	RBI	BB	SO	LOB	AVG	Altoona	AB	R	H	RBI	BB	SO	LOB	AVG
Crabbe, 2B	3	1	0	0	1	1	0	.260	Marte, CF	3	0	0	0	0	1	1	.326
Perales, CF-LF	4	1	2	2	0	1	0	.209	Holt, Br, SS	2	0	1	0	1	0	0	.285
d'Arnaud, DH	4	0	1	2	0	0	1	.323	Rodriguez, 2B	3	0	0	0	0	1	3	.267
McDade, 1B	4	0	0	0	0	1	1	.287	Lambo, RF	3	0	0	0	0	2	1	.277
Sierra, RF	2	1	1	0	1	0	0	.265	Latimore, LF	3	0	0	0	0	0	0	.239
Gomes, C	3	1	3	1	0	0	0	.248	Curry, 1B	2	1	0	0	1	1	0	.255
Sobolewski, 3B	3	0	1	1	0	1	3	.264	Sanchez, Y, 3B	3	1	1	0	0	1	0	.308
1-Stansberry, PR-3B	0	1	0	0	0	0	0	.199	Watts, C	2	1	0	0	1	0	0	.247
Tolisano, LF	3	0	1	0	0	1	3	.219	Norman, DH	3	0	1	3	0	2	0	.294
2-Gose, PR-CF	0	1	0	0	0	0	0	.255	Sinkbeil, P	0	0	0	0	0	0	0	.000
Diaz, J, SS	3	0	0	0	0	0	2	.248	Welker, P	0	0	0	0	0	0	0	.000
LaMura, P	0	0	0	0	0	0	0	.000	Dubee, P	0	0	0	0	0	0	0	.000
Gailey, P	0	0	0	0	0	0	0	.000	Totals	24	3	3	3	3	8	5	.260
Everts, P	0	0	0	0	0	0	0	.000									
Totals	29	6	9	6	2	5	10	.259									

1-Ran for Sobolewski in the 7th. 2-Ran for Tolisano in the 7th.

BATTING

2B: Tolisano (20, Dubee), Perales (1, Dubee).
HR: Gomes (10, 7th inning off Dubee, 0 on, 0 out).
TB: Perales 3; d'Arnaud; Sierra; Gomes 6; Sobolewski; Tolisano 2.
RBI: Sobolewski (43), Gomes (35), Perales 2 (9), d'Arnaud 2 (65).
Runners left in scoring position, 2 out: Tolisano 2; d'Arnaud.
GIDP: McDade.
Team RISP: 2-for-8.
Team LOB: 4.

BATTING

2B: Holt, Br (27, LaMura).
3B: Norman (4, LaMura).
TB: Holt, Br 2; Sanchez, Y; Norman 3.
RBI: Norman 3 (9).
Runners left in scoring position, 2 out: Lambo; Rodriguez 2.
Team RISP: 1-for-5.
Team LOB: 3.

BASERUNNING

SB: Holt, Br (16, 2nd base off LaMura/Gomes).

FIELDING

DP: (Rodriguez-Holt, Br-Curry).

New Hampshire	IP	H	R	ER	BB	SO	HR	ERA	Altoona	IP	H	R	ER	BB	SO	HR	ERA
LaMura	4.0	3	3	3	3	4	0	3.89	Sinkbeil	5.0	4	1	1	1	5	0	1.80
Gailey (W, 1-4)	2.0	0	0	0	0	2	0	7.25	Welker (H, 1)	1.0	0	0	0	0	0	0	0.00
Everts (S, 5)	1.0	0	0	0	0	2	0	2.76	Dubee (BS, 4)(L, 2-5)	1.0	5	5	5	1	0	1	2.74
Totals	7.0	3	3	3	3	8	0	3.76	Totals	7.0	9	6	6	2	5	1	3.98

WP: LaMura.

Balk: Sinkbeil.

Pitches-strikes: LaMura 71-44, Gailey 21-15, Everts 15-12, Sinkbeil 74-49, Welker 9-7, Dubee 17-12.

Groundouts-flyouts: LaMura 2-2, Gailey 2-2, Everts 0-1, Sinkbeil 6-0, Welker 1-1, Dubee 1-1.

Batters faced: LaMura 18, Gailey 6, Everts 3, Sinkbeil 20, Welker 3, Dubee 8.

Umpires: HP: Matt Cunningham. 1B: Shaun Lampe. 2B: . 3B: Scott Mahoney.

Weather: 75 degrees, partly cloudy.

Wind: 3 mph, Varies.

T: 2:06.

Att: 3,946.

Dunedin Blue Jays (68-54) 10, Clearwater Threshers (64-56) 1
August 17, 2011

	1	2	3	4	5	6	7	8	9	R	H	E
Dunedin	0	2	0	0	2	0	4	2	0	10	12	0
Clearwater	0	0	0	0	1	0	0	0	0	1	4	1

Dunedin	AB	R	H	RBI	BB	SO	LOB	AVG	Clearwater	AB	R	H	RBI	BB	SO	LOB	AVG
Jackson, CF	4	1	0	1	1	2	3	.269	James, J, CF	4	0	0	0	0	1	0	.271
Jimenez, C	4	1	3	4	0	0	0	.300	Barnes, DH	4	0	0	0	0	2	0	.272
Ochinko, 1B	5	1	2	3	0	1	2	.255	Ruf, 1B	4	0	1	0	0	0	0	.314
Glenn, RF	4	0	0	0	0	3	2	.266	Tripp, RF	2	1	1	0	0	0	0	.329
McElroy, RF	1	0	0	0	0	0	0	.285	a-Dabbs, PH-RF	2	0	0	0	0	1	1	.212
Schimpf, 2B	3	1	1	1	2	1	0	.266	Valle, C	3	0	0	0	0	1	1	.300
Van Kirk, LF	3	1	0	0	1	3	1	.298	Hankerd, LF	2	0	1	1	1	1	0	.222
a-Nolan, K, PH-LF	1	0	0	0	0	0	1	.282	Mattair, 3B	3	0	0	0	0	0	2	.222
Ahrens, 3B	5	1	2	0	0	3	1	.243	Hanzawa, SS	3	0	1	0	0	1	0	.230
Bailli, DH	4	2	2	1	0	0	1	.429	Schoenberger, 2B	3	0	0	0	0	1	2	.176
Goins, SS	4	2	2	0	0	1	3	.283	May, P	0	0	0	0	0	0	0	.000
Wojciechowski, P	0	0	0	0	0	0	0	.000	Pettis, P	0	0	0	0	0	0	0	.000
Phillabaum, P	0	0	0	0	0	0	0	.000	Chapman, C, P	0	0	0	0	0	0	0	.000
Mozingo, P	0	0	0	0	0	0	0	.000	Lugo, P	0	0	0	0	0	0	0	.000
Totals	38	10	12	10	4	14	14	.261	Totals	30	1	4	1	1	8	6	.264

a-Popped out for Van Kirk in the 9th.

BATTING

2B: Jimenez 2 (25, May, Chapman, C), Goins (21, May).
3B: Goins (5, Pettis).
HR: Schimpf (10, 2nd inning off May, 0 on, 1 out), Ochinko (14, 7th inning off Pettis, 2 on, 1 out).
TB: Jimenez 5; Ochinko 5; Schimpf 4; Ahrens 2; Bailli 2; Goins 5.
RBI: Schimpf (34), Bailli (1), Jackson (23), Jimenez 4 (45), Ochinko 3 (67).
2-out RBI: Jimenez 2.
Runners left in scoring position, 2 out: Glenn; Ochinko.
SF: Jimenez.
Team RISP: 3-for-10.
Team LOB: 6.

FIELDING

DP: (Goins-Schimpf-Ochinko).

a-Flied out for Tripp in the 7th.

BATTING

2B: Tripp (8, Wojciechowski).
TB: Ruf; Tripp 2; Hankerd; Hanzawa.
RBI: Hankerd (6).
Runners left in scoring position, 2 out: Schoenberger.
GIDP: Mattair.
Team RISP: 1-for-3.
Team LOB: 3.

FIELDING

E: Schoenberger (4, throw).

Dunedin	IP	H	R	ER	BB	SO	HR	ERA	Clearwater	IP	H	R	ER	BB	SO	HR	ERA
Wojciechowski (W, 8-9)	7.0	2	1	1	0	4	0	4.90	May (L, 9-7)	6.0	6	4	4	1	11	1	3.34
Phillabaum	1.0	1	0	0	1	1	0	15.19	Pettis	1.0	3	4	4	2	1	1	3.40
Mozingo	1.0	1	0	0	0	3	0	3.29	Chapman, C	1.0	3	2	2	0	1	0	18.00
Totals	9.0	4	1	1	1	8	0	3.87	Lugo	1.0	0	0	0	1	1	0	4.61
									Totals	9.0	12	10	10	4	14	2	3.61

Groundouts-flyouts: Wojciechowski 8-6, Phillabaum 0-0, Mozingo 0-0, May 6-1, Pettis 1-1, Chapman, C 0-1, Lugo 0-1.

Batters faced: Wojciechowski 22, Phillabaum 5, Mozingo 4, May 25, Pettis 8, Chapman, C 6, Lugo 4.

Umpires: HP: Jonathan Bailey. 1B: Nick Lentz. 2B: . 3B: .

Weather: 87 degrees, partly cloudy.

Wind: 4 mph, R to L.

T: 2:32.

Att: 1,481.

Bowling Green Hot Rods (68-53) 3, Lansing Lugnuts (66-52) 2
August 17, 2011

	1	2	3	4	5	6	7	8	9	R	H	E
Lansing	0	0	0	0	0	1	0	0	1	2	7	1
Bowling Green	1	0	1	0	0	0	1	0	x	3	11	0

Lansing	AB	R	H	RBI	BB	SO	LOB	AVG	Bowling Green	AB	R	H	RBI	BB	SO	LOB	AVG
Marisnick, CF	4	0	0	0	1	2	2	.316	Rogers, Co, RF	3	0	1	0	0	1	3	.248
Brisker, RF	3	0	1	0	1	2	2	.232	Dietrich, SS	4	1	2	2	0	1	4	.292
Knecht, LF	4	0	0	0	0	4	3	.289	Wunderlich, 1B	4	1	1	0	0	0	1	.276
Hobson, 1B	4	1	2	0	0	1	0	.263	Cedeno, 3B	4	0	2	0	0	0	1	.251
Dominguez, 3B	3	0	0	0	1	2	2	.219	Price, 2B	4	0	0	0	0	0	3	.279
Nuzzo, 2B	4	0	1	0	0	2	2	.251	Schwaner, LF	4	0	3	1	0	1	0	.230
Murphy, C	3	1	2	2	1	0	0	.218	Acosta, C	4	0	0	0	0	1	4	.156
Namba, DH	3	0	0	0	1	1	1	.192	Glaesmann, DH	4	0	0	0	0	3	4	.236
Pena, SS	4	0	1	0	0	3	2	.211	Kiermaier, CF	3	1	2	0	0	0	0	.244
Powell, P	0	0	0	0	0	0	0	.000	Romero, E, P	0	0	0	0	0	0	0	.000
Griffith, P	0	0	0	0	0	0	0	.000	Garcia, N, P	0	0	0	0	0	0	0	.000
Strickland, P	0	0	0	0	0	0	0	.000	Hubbard, Au, P	0	0	0	0	0	0	0	.000
Marze, P	0	0	0	0	0	0	0	.000	Totals	34	3	11	3	0	7	20	.255
Totals	32	2	7	2	5	17	14	.252									

BATTING

2B: Pena (10, Romero, E), Hobson (22, Garcia, N).
HR: Murphy (1, 9th inning off Hubbard, Au, 0 on, 0 out).
TB: Brisker; Hobson 3; Nuzzo; Murphy 5; Pena 2.
RBI: Murphy 2 (20).
2-out RBI: Murphy.
Runners left in scoring position, 2 out: Brisker; Knecht 2; Nuzzo.
Team RISP: 1-for-8.
Team LOB: 8.

BASERUNNING

CS: Brisker (6, 2nd base by Garcia, N/Acosta).

FIELDING

E: Powell (2, fielding).
DP: (Strickland-Pena).

BATTING

2B: Wunderlich (29, Powell), Dietrich (29, Strickland).
HR: Dietrich (19, 1st inning off Powell, 0 on, 1 out).
TB: Rogers, Co; Dietrich 6; Wunderlich 2; Cedeno 2; Schwaner 3; Kiermaier 2.
RBI: Dietrich 2 (71), Schwaner (38).
2-out RBI: Schwaner.
Runners left in scoring position, 2 out: Dietrich 3; Glaesmann 2.
SAC: Rogers, Co.
Team RISP: 3-for-12.
Team LOB: 8.

BASERUNNING

SB: Rogers, Co (25, 2nd base off Powell/Murphy).

FIELDING

Outfield assists: Kiermaier (Dominguez at 3rd base).

Lansing	IP	H	R	ER	BB	SO	HR	ERA	Bowling Green	IP	H	R	ER	BB	SO	HR	ERA
Powell (L, 2-4)	5.0	7	2	2	0	3	1	4.62	Romero, E (W, 4-5)	5.0	2	0	0	5	10	0	4.44
Griffith	1.0	0	0	0	0	3	0	4.23	Garcia, N (H, 10)	2.0	3	1	1	0	2	0	4.02
Strickland	1.0	2	1	1	0	0	0	4.58	Hubbard, Au (S, 8)	2.0	2	1	1	0	5	1	1.99
Marze	1.0	2	0	0	0	1	0	4.46	Totals	9.0	7	2	2	5	17	1	3.88
Totals	8.0	11	3	3	0	7	1	3.81									

WP: Romero, E, Hubbard, Au.

Groundouts-flyouts: Powell 3-8, Griffith 0-0, Strickland 1-0, Marze 1-1, Romero, E 3-1, Garcia, N 0-2, Hubbard, Au 1-0.

Batters faced: Powell 23, Griffith 3, Strickland 4, Marze 5, Romero, E 21, Garcia, N 8, Hubbard, Au 8.

Umpires: HP: Carlos Martinez. 1B: John Silva. 2B: . 3B: .

Weather: 91 degrees, clear.

Wind: 6 mph, Out to LF.

T: 2:34.

Att: 2,993.

Vancouver Canadians (32-28) 4, Salem-Keizer Volcanoes (29-31) 1
August 17, 2011

	1	2	3	4	5	6	7	8	9	R	H	E
Salem-Keizer	0	0	1	0	0	0	0	0	0	1	6	1
Vancouver	0	1	0	0	0	0	0	3	x	4	7	0

Salem-Keizer	AB	R	H	RBI	BB	SO	LOB	AVG	Vancouver	AB	R	H	RBI	BB	SO	LOB	AVG
Galindo, CF	3	0	1	1	0	1	2	.282	Jones, J, CF	4	0	1	0	1	0	3	.277
Ochoa, L, LF	3	0	0	0	1	1	3	.267	Berti, 2B	3	1	0	0	1	0	3	.316
Panik, SS	4	0	0	0	0	0	3	.347	Baligod, RF	3	0	1	0	1	0	0	.272
Murray, DH	4	0	0	0	0	0	0	.344	Patterson, 1B	3	0	2	0	1	0	0	.227
Krill, RF	4	0	2	0	0	0	0	.331	1-Aponte, PR	0	1	0	0	0	0	0	.264
Staley, C	4	0	1	0	0	1	1	.293	Schwartz, 1B	0	0	0	0	0	0	0	.197
Buechele, 3B	2	1	0	0	2	1	1	.238	McQuail, DH	4	0	0	0	0	4	6	.185
Thomas, B, 1B	3	0	1	0	0	0	1	.227	Opitz, SS	3	2	1	1	1	0	3	.274
Eshleman, 2B	3	0	1	0	0	1	3	.223	Burns, 3B	4	0	1	0	0	0	2	.171
Flores, K, P	0	0	0	0	0	0	0	.000	Newman, LF	2	0	1	1	1	0	0	.237
Shackleford, P	0	0	0	0	0	0	0	.000	Schaeffer, C	3	0	0	1	1	0	2	.215
Bucardo, W, P	0	0	0	0	0	0	0	.000	White, P	0	0	0	0	0	0	0	.000
King, P	0	0	0	0	0	0	0	.000	Champlin, P	0	0	0	0	0	0	0	.000
Totals	30	1	6	1	3	5	14	.278	Brua, P	0	0	0	0	0	0	0	.000
									Permison, P	0	0	0	0	0	0	0	.000
									Totals	29	4	7	3	7	4	19	.249

BATTING

2B: Thomas, B (3, Champlin), Staley (8, Permison).
3B: Galindo (2, White).
TB: Galindo 3; Krill 2; Staley 2; Thomas, B 2; Eshleman.
RBI: Galindo (14).
2-out RBI: Galindo.
Runners left in scoring position, 2 out: Panik 2; Ochoa, L 2; Buechele.
SAC: Galindo.
GIDP: Staley.
Team RISP: 1-for-8.
Team LOB: 6.

BASERUNNING

CS: Krill (4, 2nd base by Brua/Schaeffer).

FIELDING

E: Panik (12, fielding).
DP: (Shackleford-Panik-Thomas, B).

1-Ran for Patterson in the 8th.

BATTING

2B: Burns (2, Flores, K).
TB: Jones, J; Baligod; Patterson 2; Opitz; Burns 2; Newman.
RBI: Newman (11), Opitz (21), Schaeffer (8).
2-out RBI: Schaeffer.
Runners left in scoring position, 2 out: McQuail; Berti; Jones, J 2.
SF: Newman.
GIDP: Berti.
Team RISP: 1-for-8.
Team LOB: 9.

BASERUNNING

CS: Newman (5, 2nd base by Shackleford/Staley).

FIELDING

DP: (Berti-Opitz-Patterson).

Salem-Keizer	IP	H	R	ER	BB	SO	HR	ERA	Vancouver	IP	H	R	ER	BB	SO	HR	ERA
Flores, K	2.0	3	1	1	2	1	0	4.85	White	4.0	2	1	1	2	1	0	4.91
Shackleford	5.0	2	0	0	2	2	0	4.35	Champlin	1.0	1	0	0	1	2	0	3.86
Bucardo, W (L, 0-1)	0.2	2	3	1	1	1	0	3.32	Brua	2.2	2	0	0	0	1	0	3.38
King	0.1	0	0	0	2	0	0	7.25	Permison (W, 1-0)	1.1	1	0	0	0	1	0	1.37
Totals	8.0	7	4	2	7	4	0	5.04	Totals	9.0	6	1	1	3	5	0	3.76

WP: White.

Groundouts-flyouts: Flores, K 1-4, Shackleford 2-7, Bucardo, W 2-0, King 1-0, White 4-5, Champlin 1-0, Brua 2-3, Permison 3-0.

Batters faced: Flores, K 11, Shackleford 17, Bucardo, W 6, King 3, White 15, Champlin 5, Brua 9, Permison 5.

Inherited runners-scored: King 2-1, Permison 1-0.

Umpires: HP: Derek Eaton. 1B: JJ January. 2B: . 3B: .

Weather: 72 degrees, partly cloudy.

Wind: 5 mph, Out to RF.

T: 2:24.

Att: 4,643.

GCL Blue Jays (22-27) 9, GCL Pirates (29-22) 8
August 17, 2011

	1	2	3	4	5	6	7	8	9	10	11	12	13	14	R	H	E
GCL Blue Jays	0	0	0	0	3	0	1	4	0	0	0	0	0	1	9	14	1
GCL Pirates	0	0	0	0	0	4	2	0	2	0	0	0	0	0	8	12	1

GCL Blue Jays	AB	R	H	RBI	BB	SO	LOB	AVG
Vega-Rosado, 2B-SS	5	1	2	2	1	0	0	.311
Anderson, RF	7	2	2	3	0	0	4	.286
Thon, SS	3	0	0	0	0	1	0	.250
Frias, C, 2B	4	0	1	1	0	0	2	.140
Arce, DH	4	1	0	0	2	2	1	.277
Conner, 1B	6	0	1	0	1	1	4	.280
Nessy, C	6	1	3	0	0	1	1	.300
Rodriguez, Al, C	1	0	0	0	0	0	1	.244
Garcia, M, CF	6	1	1	1	0	1	4	.188
Javier, S, LF	6	2	2	1	0	0	2	.221
Atkinson, 3B	5	1	2	1	1	0	0	.219
Musgrove, P	0	0	0	0	0	0	0	.000
Kelly, P	0	0	0	0	0	0	0	.000
Vargas, Jo, P	0	0	0	0	0	0	0	.000
Valdez, P	0	0	0	0	0	0	0	.000
Mendez, Lu, P	0	0	0	0	0	0	0	.000
Gabryszewski, P	0	0	0	0	0	0	0	.000
Ramirez, Al, P	0	0	0	0	0	0	0	.000
Carmona, Ju, P	0	0	0	0	0	0	0	.000
Roman, P	0	0	0	0	0	0	0	.000
Totals	53	9	14	9	5	6	19	.260

GCL Pirates	AB	R	H	RBI	BB	SO	LOB	AVG
Hanson, SS	7	2	4	2	0	0	1	.268
Aponte, F, 2B	6	1	2	2	1	0	5	.250
Farrell, DH	5	0	0	1	1	1	1	.083
Polanco, G, CF	5	1	0	1	2	4	2	.247
Garcia, W, RF	6	0	0	1	0	3	5	.273
Osuna, 1B	6	0	2	1	0	0	1	.313
Nivar, G, LF	6	1	1	0	0	1	3	.250
Hornback, C	5	0	1	0	1	0	1	.232
1-Carvajal, PR	0	0	0	0	0	0	0	.270
Schwind, C	0	0	0	0	0	0	0	.371
Bishop, 3B	4	3	2	0	2	0	2	.156
Lopez, C, P	0	0	0	0	0	0	0	.000
Almonte, B, P	0	0	0	0	0	0	0	.000
Trepagnier, P	0	0	0	0	0	0	0	.000
Lee, P	0	0	0	0	0	0	0	.000
Hernandez, Ji, P	0	0	0	0	0	0	0	.000
Lodge, P	0	0	0	0	0	0	0	.000
Totals	50	8	12	8	7	9	21	.261

1-Ran for Hornback in the 13th.

BATTING

2B: Vega-Rosado (9, Lee), Nessy (6, Hernandez, Ji), Frias, C (1, Lodge).
HR: Anderson (1, 5th inning off Almonte, B, 2 on, 2 out).
TB: Vega-Rosado 3; Anderson 5; Frias, C 2; Conner; Nessy 4; Garcia, M; Javier, S 2; Atkinson 2.
RBI: Anderson 3 (3), Vega-Rosado 2 (28), Garcia, M (2), Javier, S (8), Atkinson (4), Frias, C (4).
2-out RBI: Anderson 3.
Runners left in scoring position, 2 out: Javier, S; Frias, C; Anderson; Garcia, M; Rodriguez, Al.
SF: Vega-Rosado.
GIDP: Anderson; Conner.
Team RISP: 6-for-15.
Team LOB: 9.

FIELDING

E: Kelly (1, throw).
PB: Nessy (8).
DP: (Vega-Rosado-Frias, C).

BATTING

2B: Hanson (12, Valdez), Aponte, F (4, Mendez, Lu), Hornback (3, Roman).
TB: Hanson 5; Aponte, F 3; Osuna 2; Nivar, G; Hornback 2; Bishop 2.
RBI: Aponte, F 2 (8), Polanco, G (26), Garcia, W (32), Osuna (27), Hanson 2 (30), Farrell (1).
2-out RBI: Osuna.
Runners left in scoring position, 2 out: Garcia, W 2; Bishop; Aponte, F.
SF: Farrell.
Team RISP: 5-for-13.
Team LOB: 9.

BASERUNNING

SB: Bishop (1, 2nd base off Valdez/Nessy), Hanson (20, 3rd base off Mendez, Lu/Nessy).
CS: Hanson (6, 2nd base by Musgrove/Nessy), Aponte, F (2, 3rd base by Mendez, Lu/Nessy).

FIELDING

E: Lodge (1, pickoff).
DP: 2 (Hanson-Aponte, F-Osuna 2).

GCL Blue Jays	IP	H	R	ER	BB	SO	HR	ERA
Musgrove	3.0	1	0	0	0	2	0	4.82
Kelly	2.0	2	4	3	3	1	0	7.71
Vargas, Jo (BS, 2)	1.0	1	0	0	0	0	0	17.69
Valdez	0.1	2	2	2	0	0	0	21.60
Mendez, Lu	0.2	1	0	0	0	0	0	8.14
Gabryszewski (H, 1)	1.0	0	0	0	0	2	0	0.00
Ramirez, Al (BS, 2)	1.0	2	2	2	3	1	0	5.67
Carmona, Ju	2.0	1	0	0	1	0	0	6.66
Roman (W, 4-1)	3.0	2	0	0	0	3	0	5.68
Totals	14.0	12	8	7	7	9	0	5.28

GCL Pirates	IP	H	R	ER	BB	SO	HR	ERA
Lopez, C	4.0	3	0	0	1	3	0	3.29
Almonte, B	1.0	2	3	3	1	0	1	13.22
Trepagnier	0.0	0	0	0	1	0	0	6.04
Lee	2.0	2	1	1	1	0	0	4.26
Hernandez, Ji (BS, 1)	2.0	5	4	4	1	0	0	6.04
Lodge (L, 0-2)	5.0	2	1	1	0	3	0	6.15
Totals	14.0	14	9	9	5	6	1	4.71

Kelly pitched to 4 batters in the 6th.
Trepagnier pitched to 1 batter in the 6th.
WP: Ramirez, Al, Carmona, Ju, Lee.
HBP: Garcia, W (by Musgrove), Arce (by Hernandez, Ji).
Groundouts-flyouts: Musgrove 5-1, Kelly 3-2, Vargas, Jo 3-0, Valdez 0-1, Mendez, Lu 1-0, Gabryszewski 0-1, Ramirez, Al 1-1, Carmona, Ju 4-0, Roman 2-1, Lopez, C 6-1, Almonte, B 0-1, Trepagnier 0-0, Lee 4-1, Hernandez, Ji 2-2, Lodge 7-3.
Batters faced: Musgrove 10, Kelly 11, Vargas, Jo 4, Valdez 3, Mendez, Lu 2, Gabryszewski 3, Ramirez, Al 8, Carmona, Ju 7, Roman 11, Lopez, C 15, Almonte, B 6, Trepagnier 1, Lee 8, Hernandez, Ji 13, Lodge 17.
Inherited runners-scored: Vargas, Jo 3-3, Mendez, Lu 1-1, Lee 1-0.
Umpires: HP: Masa Ichiki. 1B: Drew Freed. 2B: . 3B: .
Weather: 87 degrees, cloudy.
Wind: 7 mph, In from CF.
T: 4:00.

Choose a highlighted category to sort. NOTE: Rate stats do not use qualifiers.

		GI																				---GAMES BY POSITION---									
BATTERS		AVG	G	AB	R	H	2B	3B	HR	RBI	TB	BB	IBB	SO	SB	CS	OBP	SLG	OPS	SF	SAC	HBP	DP	1B	2B	3B	SS	OF	C	E	
*	Budde, Ryan	.234	52	167	29	39	7	1	7	25	69	23	0	55	1	2	.332	.413	.745	3	0	3	6	1	2	0	0	0	49	6	
*	Cooper, David	.371	10	396	70	147	46	0	9	87	220	56	5	36	1	2	.444	.556	1.00	6	0	1	12	92	0	0	0	0	6		
	Diaz, Jonathan	.297	19	64	9	19	3	0	1	10	25	15	0	15	2	1	.425	.391	.816	1	0	0	1	0	6	0	13	0	2		
#	Dominguez, Oliver	.200	2	5	1	1	1	0	0	1	2	0	0	1	0	0	.200	.400	.600	0	0	0	0	0	2	0	0	0	0	0	
	Gomes, Yan	.214	4	14	1	3	1	0	0	1	4	1	0	4	0	0	.267	.286	.552	0	0	0	1	0	0	0	0	0	4	1	
	Hechavarria, Adeiny	.560	6	25	6	14	3	0	0	2	17	3	0	3	0	1	.607	.680	1.28	0	0	0	1	0	0	0	6	0	1		
*	Howard, Kevin	.291	35	127	20	37	2	0	5	18	54	9	1	19	3	3	.338	.425	.763	0	0	0	3	0	2	26	0	0	8		
*	Jeroloman, Brian	.243	76	263	29	64	9	0	2	25	79	36	0	68	3	3	.337	.300	.637	2	5	2	4	0	0	0	0	0	75	9	
	Lane, Jason	.299	53	187	34	56	15	0	6	32	89	23	0	30	0	2	.371	.476	.847	3	0	0	4	4	0	0	0	28	0	16	
*	Lawrie, Brett	.353	69	292	64	103	24	6	18	61	193	26	0	53	13	2	.415	.661	1.07	1	4	6	3	0	0	68	0	0	0	10	
*	Loewen, Adam	.310	11	451	72	140	42	3	16	79	236	54	2	116	8	7	.383	.523	.906	2	1	0	10	18	0	0	0	93	0	10	
	Mastroianni, Darin	.273	62	249	52	68	18	5	1	18	99	34	0	45	13	6	.363	.398	.760	0	3	1	4	0	0	0	0	58	0	2	
	Mayorson, Manny	.316	83	282	53	89	12	1	3	47	112	29	0	24	15	7	.378	.397	.775	3	5	1	12	0	70	0	9	0	7		
	McCoy, Mike	.311	38	148	33	46	6	0	2	20	58	33	0	23	14	5	.440	.392	.831	0	4	1	3	0	3	0	25	10	0	7	
*	Nanita, Ricardo	.359	33	128	25	46	8	0	6	23	72	10	1	10	4	4	.400	.563	.963	2	1	0	5	0	0	0	0	19	0	0	
*	Nix, Jayson	.274	25	106	19	29	9	2	4	18	54	7	0	23	1	0	.336	.509	.846	0	0	3	4	0	2	8	8	5	0	1	
*	Perales, Danny	.305	51	177	25	54	12	2	1	29	73	9	0	27	2	0	.330	.412	.742	7	0	1	3	0	0	0	0	42	0	2	
*	Podsednik, Scott	.254	14	59	12	15	2	2	0	6	21	10	0	9	3	0	.366	.356	.722	1	0	1	1	0	0	0	0	13	0	0	
#	Romero, Niuman	.160	8	25	1	4	0	0	0	0	4	2	0	9	2	0	.222	.160	.382	0	1	0	0	0	6	0	1	0	0	0	
	Shealy, Ryan	.260	50	181	29	47	11	0	7	39	79	27	1	53	0	1	.368	.436	.804	0	0	4	4	12	0	0	0	0	0	0	
*	Snider, Travis	.346	57	234	47	81	22	2	4	42	119	25	2	37	12	1	.414	.509	.923	1	0	3	4	0	0	0	0	44	0	5	
	Stansberry, Craig	.303	18	66	9	20	3	0	2	14	29	7	1	16	3	1	.360	.439	.799	2	0	0	1	0	8	9	1	0	0	4	
*	Thames, Eric	.352	53	210	38	74	25	4	7	45	128	23	5	41	5	2	.423	.610	1.03	3	0	5	4	0	0	0	0	52	0	3	
2 *	Vazquez, Ramon	.288	20	80	9	23	1	1	1	14	29	10	0	8	1	0	.367	.363	.729	0	0	0	2	0	7	0	13	0	0	4	
1 *	Wise, Dewayne	.338	31	133	28	45	10	3	4	19	73	6	1	21	8	3	.382	.549	.931	1	0	4	3	0	0	0	0	21	0	0	
	Woodward, Chris	.299	96	375	60	112	31	2	11	60	180	36	0	64	4	1	.356	.480	.836	6	1	1	11	0	23	16	52	0	0	19	
	Team Total	.310	12	4444	775	1376	32	34	117	735	2118	514	19	810	118	54	.382	.477	.859	44	25	37	10							122	

		PITCHERS																												
		W	L	ERA	G	GS	CG	SHO	SV	SVO	IP	H	R	ER	HR	HB	BB	IBB	SO	BK	WP	GO/AODP	WHIP	AVG	AB	TBF	SF	GF	HLD	
	Abreu, Winston	6	5	4.04	46	0	0	0	0	1	55.2	51	29	25	10	1	30	1	60	0	5	0.76	0	1.46	.241	212	246	3	16	6
	Beck, Chad	2	2	5.34	5	5	0	0	0	0	28.2	40	21	17	4	1	13	0	14	0	1	0.77	5	1.85	.328	122	137	1	0	0
	Boone, Randy	1	0	1.00	2	2	0	0	0	0	9.0	6	3	1	0	2	1	0	7	0	0	0.82	1	0.78	.182	33	36	0	0	0
*	Budde, Ryan	0	0	0.00	1	0	0	0	0	0	1.0	1	0	0	0	0	1	0	2	0	0	1.00	0	2.00	.250	4	5	0	0	0
*	Cecil, Brett	8	2	5.26	12	12	2	1	0	0	78.2	89	51	46	15	0	24	0	63	0	1	1.07	10	1.44	.283	314	345	3	0	0
	Collazo, Willie	1	2	4.98	14	6	0	0	0	0	47.0	52	28	26	5	2	14	0	26	0	0	1.12	6	1.40	.289	180	198	1	2	1
	Cordero, Chad	0	2	8.66	9	2	0	0	0	0	17.2	23	17	17	5	1	9	0	7	0	1	0.91	3	1.81	.329	70	82	2	5	0
	Drabek, Kyle	3	2	6.55	11	11	1	0	0	0	55.0	82	48	40	8	1	28	0	33	2	6	1.52	9	2.00	.355	231	265	3	0	0
	Everts, Clint	0	0	6.00	9	0	0	0	0	0	15.0	21	11	10	3	0	8	1	12	0	3	1.07	3	1.93	.344	61	72	2	4	0
	Farquhar, Danny	4	4	5.16	43	0	0	0	10	13	45.1	54	29	26	4	4	18	0	39	0	1	1.42	5	1.59	.295	183	207	1	34	3
T	Farquhar, Danny	4	4	4.39	47	0	0	0	11	14	53.1	61	30	26	4	6	21	1	48	0	1	1.61	5	1.54	.286	213	243	1	35	3
	Gaudin, Chad	1	0	3.38	2	2	0	0	0	0	8.0	8	3	3	0	0	2	0	3	0	0	1.86	1	1.25	.258	31	33	0	0	0
	Gonzalez, Reidier	2	3	11.69	5	5	0	0	0	0	22.1	45	29	29	3	0	13	0	9	0	1	1.32	5	2.60	.441	102	118	2	0	0
*	Henn, Sean	3	2	2.78	39	0	0	0	3	5	55.0	52	19	17	2	0	25	0	52	0	4	1.39	4	1.40	.250	208	239	4	10	5
*	Hinckley, Mike	0	0	5.68	5	0	0	0	0	0	6.1	7	5	4	0	1	3	0	4	0	0	2.50	3	1.58	.292	24	29	1	2	1
	Janssen, Casey	0	0	0.00	1	0	0	0	0	0	2.0	1	0	0	0	0	0	3	0	0	0	0.50	0	0.50	.143	7	7	0	0	1
	Korecky, Bobby	1	0	0.82	7	0	0	0	1	1	11.0	4	1	1	0	0	5	0	9	0	1	0.64	1	0.82	.114	35	41	0	3	2
*	LaMura, B.J.	0	0	67.50	2	0	0	0	0	0	2.0	11	15	15	3	0	5	0	1	0	1	3.00	0	8.00	.688	16	21	0	0	0
*	Lane, Jason	0	0	5.73	5	0	0	0	0	0	11.0	17	7	7	0	0	2	0	11	0	1	0.57	0	1.73	.340	50	52	0	4	0
*	Ledezma, Wil	1	1	4.50	36	0	0	0	3	4	48.0	49	32	24	6	2	19	0	64	0	7	1.05	1	1.42	.249	197	220	1	9	8
*	Lewis, Rommie	3	3	6.60	42	0	0	0	4	8	58.2	71	47	43	10	0	29	0	50	0	7	1.24	4	1.70	.296	240	273	3	19	3
	Litsch, Jesse	1	2	8.16	6	6	0	0	0	0	28.2	41	26	26	5	3	11	0	27	3	4	1.39	4	1.81	.333	123	137	0	0	0
*	MacDonald, Mike	6	6	6.79	26	17	1	1	0	0	111.1	166	87	84	8	14	32	0	51	1	4	1.61	18	1.78	.355	468	524	6	2	0
*	Mills, Brad	9	7	3.99	20	20	1	0	0	0	130.2	133	61	58	15	4	35	0	114	1	6	0.85	10	1.29	.267	499	548	6	0	0
*	Perales, Danny	0	0	0.00	2	0	0	0	0	0	2.0	2	0	0	0	0	1	0	3	0	0	2.00	1	1.50	.286	7	8	0	2	0
*	Perez, Luis	2	2	4.60	8	8	0	0	0	0	45.0	37	23	23	5	3	23	0	43	0	3	2.32	8	1.33	.230	161	189	0	0	0
	Pino, Yohan	0	0	10.80	1	0	0	0	0	0	1.2	2	2	2	0	0	2	0	0	0	0	0.25	0	2.40	.286	7	9	0	0	0
	Ray, Robert	1	3	7.22	6	6	0	0	0	0	33.2	41	30	27	9	2	7	0	30	0	1	1.45	4	1.43	.289	142	151	0	0	0

New Hampshire Fisher Cats

Individual Statistics As of: 08/17/2011 10:49 PM

W-L Record: 68-55

Choose a highlighted category to sort. NOTE: Rate stats do not use qualifiers.

																						GI		---GAMES BY POSITION---									
BATTERS		AVG	G	AB	R	H	2B	3B	HR	RBI	TB	BB	IBB	SO	SB	CS	OBP	SLG	OPS	SF	SAC	HBP	DP	1B	2B	3B	SS	OF	C	E			
*	<u>Bowen, Joe</u>	.000	4	4	1	0	0	0	0	0	0	1	0	1	0	0	.200	.000	.200	0	0	0	0	0	0	0	0	0	0	3	0		
1	<u>Calderone, Adam</u>	.171	10	35	1	6	2	1	1	8	13	3	0	7	1	0	.231	.371	.602	1	0	0	0	0	0	0	0	8	0	0			
#	<u>Crabbe, Callix</u>	.260	57	173	24	45	6	1	7	29	74	25	0	23	5	7	.353	.428	.781	2	5	1	5	0	41	3	0	0	0	2			
	<u>d'Arnaud, Travis</u>	.323	10	365	65	118	31	0	18	65	203	31	1	82	2	1	.389	.556	.945	0	0	8	4	0	0	0	0	0	85	5			
	<u>Davis, Rajai</u>	.300	4	10	1	3	1	0	0	4	4	2	0	2	0	2	.500	.400	.900	0	0	2	0	0	0	0	0	4	0	0			
	<u>Diaz, Jonathan</u>	.248	51	161	18	40	8	0	1	13	51	24	0	36	5	5	.363	.317	.680	0	4	5	4	0	37	5	10	0	0	3			
#	<u>Dominguez, Oliver</u>	.000	2	4	0	0	0	0	0	0	0	0	0	0	0	0	.000	.000	.000	0	0	0	1	0	1	1	0	0	0	1			
	<u>Gomes, Yan</u>	.248	62	210	25	52	13	0	10	35	95	21	1	57	0	0	.321	.452	.773	3	0	3	7	15	0	0	0	0	37	6			
*	<u>Gose, Anthony</u>	.255	11	439	69	112	17	6	13	50	180	54	0	133	54	15	.348	.410	.758	1	2	9	3	0	0	0	0	11	0	3			
*	<u>Hechavarria, Adeiny</u>	.235	11	464	58	109	22	6	6	46	161	25	2	78	19	13	.275	.347	.622	6	4	3	8	0	0	0	111	0	0	11			
*	<u>Howard, Kevin</u>	.350	6	20	1	7	1	0	0	7	8	3	0	6	0	1	.400	.400	.800	2	0	0	0	0	1	3	1	0	0	0			
	<u>Jackson, Justin</u>	.212	28	85	11	18	6	1	1	6	29	8	0	26	2	0	.280	.341	.621	0	2	0	1	0	2	0	2	21	0	1			
	<u>Mastroianni, Darin</u>	.254	44	169	29	43	8	3	1	13	60	22	2	24	14	3	.342	.355	.697	3	2	2	1	0	0	0	0	44	0	2			
#	<u>McDade, Mike</u>	.287	9	425	65	122	36	0	15	68	203	23	1	95	0	1	.328	.478	.806	4	0	5	7	104	0	0	0	0	0	7			
*	<u>Murphy, Jack</u>	.167	3	6	0	1	0	0	0	0	1	2	0	2	0	0	.375	.167	.542	0	0	0	0	0	0	0	0	0	3	0			
*	<u>Nanita, Ricardo</u>	.299	58	201	25	60	11	1	3	23	82	11	0	24	9	0	.341	.408	.749	2	0	3	4	0	0	0	0	11	0	0			
*	<u>Perales, Danny</u>	.209	18	67	6	14	1	0	2	9	21	6	0	10	2	1	.284	.313	.597	0	0	1	2	0	0	0	0	16	0	0			
	<u>Sierra, Moises</u>	.265	11	427	67	113	16	2	17	57	184	35	2	80	11	12	.335	.431	.766	3	0	12	8	0	0	0	0	11	0	4			
	<u>Sobolewski, Mark</u>	.264	99	349	41	92	16	0	6	43	126	30	1	85	0	0	.323	.361	.684	3	3	2	10	0	0	90	0	0	0	10			
	<u>Stansberry, Craig</u>	.199	56	136	23	27	9	0	3	14	45	23	0	44	6	4	.325	.331	.656	3	0	4	1	12	11	26	0	0	0	3			
#	<u>Tolisano, John</u>	.219	96	292	38	64	20	1	9	37	113	40	0	89	6	3	.315	.387	.702	3	0	2	3	0	34	1	0	43	0	7			
	Team Total	.259	12	4042	568	1046	22	22	113	523	1653	389	10	905	136	68	.331	.409	.739	36	22	62	69							79			
PITCHERS		W	L	ERA	G	GS	CG	SHO	SV	SVO	IP	H	R	ER	HR	HB	BB	IBB	SO	BK	WP	GO/AO	DP	WHIP	AVG	AB	TBF	SF	GF	HLD			
	<u>Alvarez, Henderson</u>	8	4	2.86	15	14	1	0	0	0	88.0	81	31	28	7	4	17	0	66	0	1	1.64	11	1.11	.245	331	353	1	0	0			
	<u>Beck, Chad</u>	7	4	3.69	22	14	0	0	0	0	95.0	92	41	39	7	3	28	0	70	0	2	0.77	9	1.26	.258	357	393	4	5	2			
*	<u>Carreno, Joel</u>	7	9	3.41	24	23	0	0	0	0	134.2	100	56	51	12	12	68	0	152	3	16	0.75	8	1.25	.208	480	563	1	0	0			
*	<u>Collazo, Willie</u>	1	0	0.00	1	1	0	0	0	0	5.2	2	0	0	0	0	0	0	4	0	0	0.44	0	0.35	.105	19	19	0	0	0			
*	<u>Crawford, Evan</u>	2	4	3.59	38	0	0	0	2	3	42.2	41	20	17	3	1	19	1	47	0	0	2.50	5	1.41	.258	159	185	2	12	7			
	<u>Daly, Matt</u>	4	0	6.25	29	0	0	0	0	1	36.0	39	26	25	2	3	28	1	29	0	5	1.14	3	1.86	.275	142	176	2	10	2			
	<u>Etheridge, Wes</u>	0	0	4.50	1	0	0	0	0	1	2.0	2	1	1	0	0	2	0	0	0	0	5.00	0	2.00	.286	7	9	0	0	0			
	<u>Everts, Clint</u>	0	1	2.76	34	0	0	0	5	5	42.1	30	17	13	2	1	17	0	51	0	7	0.97	4	1.11	.196	153	172	0	15	6			
*	<u>Farina, Alan</u>	2	1	1.56	17	0	0	0	6	6	17.1	15	3	2	0	7	0	16	0	2	0.50	0	1.27	.224	67	74	0	15	0				
*	<u>Gailey, Frank</u>	1	4	7.25	15	0	0	0	0	1	22.1	25	19	18	4	1	7	3	18	0	1	0.67	0	1.43	.291	86	101	3	8	1			
	<u>Garcia, Dumas</u>	0	0	3.00	2	0	0	0	0	0	3.0	2	2	1	0	0	1	0	2	0	0	1.33	1	1.00	.200	10	12	1	1	0			
*	<u>Gonzalez, Reidier</u>	7	1	3.12	22	11	0	0	0	0	89.1	99	39	31	1	1	21	2	48	0	3	1.30	6	1.34	.288	344	374	3	0	1			
*	<u>Hinckley, Mike</u>	1	0	5.68	18	0	0	0	0	0	12.2	11	9	8	1	0	7	1	8	2	2	0.67	0	1.42	.224	49	56	0	5	2			
	<u>Janssen, Casey</u>	0	0	0.00	5	0	0	0	0	0	5.0	1	0	0	0	0	1	0	7	0	0	3.00	0	0.40	.063	16	17	0	0	0			
	<u>Jenkins, Chad</u>	5	5	4.08	13	13	1	0	0	0	81.2	78	39	37	6	2	26	0	53	0	9	1.30	8	1.27	.253	308	341	5	0	0			
	<u>Korecky, Bobby</u>	3	2	2.34	31	0	0	0	10	11	34.2	26	9	9	2	2	9	1	35	0	0	1.39	4	1.01	.205	127	139	0	28	1			
	<u>LaMura, B.J.</u>	5	5	3.89	27	11	0	0	0	1	81.0	67	38	35	5	2	40	0	73	2	3	0.83	3	1.32	.226	297	343	4	7	0			
	<u>Litsch, Jesse</u>	0	0	1.04	2	2	0	0	0	0	8.2	6	1	1	0	1	0	0	9	0	1	0.78	0	0.69	.194	31	32	0	0	0			
	<u>McGowan, Dustin</u>	0	0	0.00	2	2	0	0	0	0	8.0	5	0	0	0	0	3	0	7	0	0	2.50	2	1.00	.192	26	29	0	0	0			
	<u>McGuire, Deck</u>	2	1	4.82	3	3	1	0	0	0	18.2	19	10	10	4	1	7	0	19	0	3	1.92	2	1.39	.264	72	81	0	0	0			
	<u>Molina, Nestor</u>	1	0	1.50	1	1	0	0	0	0	6.0	4	1	1	0	0	1	0	8	0	1	1.75	1	0.83	.182	22	24	0	0	0			
	<u>Perkins, Vince</u>	0	0	10.12	3	0	0	0	0	0	2.2	5	3	3	1	0	5	0	0	0	2	3.00	0	3.75	.417	12	18	0	0	0			
	<u>Pino, Yohan</u>	3	6	4.19	32	6	0	0	0	3	68.2	64	34	32	12	2	12	0	77	0	3	0.95	4	1.11	.242	264	278	0	8	5			
T	<u>Pino, Yohan</u>	3	6	4.11	34	6	0	0	0	3	70.0	66	34	32	12	2	12	0	79	0	3	0.94	4	1.11	.245	269	283	0	10	5			
	<u>Ray, Robert</u>	1	2	6.27	6	6	0	0	0	0	33.0	32	26	23	4	1	17	0	29	0	1	1.24	3	1.48									

Dunedin Blue Jays

Individual Statistics As of: 08/17/2011 10:06 PM

W-L Record: 68-54

Choose a highlighted category to sort. NOTE: Rate stats do not use qualifiers.

	BATTERS	AVG	G	AB	R	H	2B	3B	HR	RBI	TB	BB	IBB	SO	SB	CS	OBP	SLG	OPS	SF	SAC	HBP	DP	---GAMES BY POSITION---									
																								1B	2B	3B	SS	OF	C	E			
*	Ahrens, Kevin	.243	10	379	50	92	21	0	13	50	152	51	2	90	0	2	.336	.401	.737	5	0	5	7	0	0	92	0	0	0	15			
*	Bailli, Kenen	.429	2	7	3	3	0	0	0	1	3	1	0	1	0	0	.500	.429	.929	0	0	0	0	0	0	0	0	1	0	0			
#	Bowen, Joe	.135	17	52	5	7	0	0	0	3	7	9	0	20	0	0	.262	.135	.397	0	1	0	2	0	0	0	0	0	16	0			
#	Contreras, Ivan	.217	81	272	30	59	12	3	1	27	80	20	0	61	22	7	.269	.294	.563	4	9	1	4	0	79	0	0	0	18				
	Diaz, Jonathan	.400	3	10	3	4	1	0	0	1	5	3	0	3	0	0	.538	.500	1.03	0	0	0	0	0	0	3	0	0	0				
	Glenn, Brad	.266	95	361	50	96	21	1	23	70	188	27	1	111	0	0	.322	.521	.843	4	0	5	7	0	0	0	0	77	0	1			
*	Goins, Ryan	.283	85	300	41	85	21	5	3	44	125	28	0	57	1	1	.341	.417	.758	3	10	0	2	0	0	0	84	0	0	13			
*	Hawkins, Christopher	.000	2	4	0	0	0	0	0	0	0	0	0	2	0	0	.000	.000	.000	0	0	0	0	0	0	0	0	2	0	0			
	Hill, Aaron	.167	2	6	2	1	0	0	0	1	1	1	0	1	0	0	.375	.167	.542	0	0	1	0	0	2	0	0	0	0	1			
	Hopkins, Chris	.222	58	135	20	30	10	0	0	13	40	23	0	32	11	1	.348	.296	.644	0	5	3	3	0	0	0	0	50	0	1			
	Hurtado, Luis	1.00	2	2	0	2	0	0	0	0	2	0	0	0	0	0	1.00	1.00	2.00	0	0	0	0	0	0	0	0	1	0	0			
	Jackson, Justin	.269	79	283	61	76	16	2	3	23	105	35	0	75	7	5	.352	.371	.723	1	3	2	8	0	14	0	14	52	0	10			
	Jimenez, A.J.	.300	92	343	42	103	25	1	3	45	139	25	0	55	11	2	.350	.405	.756	3	7	3	9	0	0	0	0	0	88	6			
	Lawrie, Brett	.125	4	8	0	1	0	0	0	1	1	0	0	1	0	0	.364	.125	.489	0	0	3	0	0	4	0	0	0	0	0			
*	Lind, Adam	.600	3	10	2	6	3	0	0	4	9	2	0	1	2	0	.667	.900	1.56	0	0	0	0	1	0	0	0	0	0	0			
	Mahler, Tim	.000	1	1	1	0	0	0	0	1	0	0	0	0	0	0	.000	.000	.000	0	0	0	0	0	0	0	0	1	0	0			
	McDonald, John	.250	1	4	0	1	0	0	0	0	1	0	0	0	0	0	.250	.250	.500	0	0	0	0	0	0	1	0	0	0	0			
*	McElroy, Brad	.285	88	291	50	83	19	1	3	33	113	31	1	47	27	3	.369	.388	.757	1	9	8	1	0	0	0	0	86	0	1			
	Nix, Jayson	.083	3	12	0	1	0	0	0	2	1	1	0	3	0	0	.154	.083	.237	0	0	0	0	0	2	0	0	0	0	0			
	Nolan, Kevin	.282	64	216	29	61	18	0	4	16	91	31	1	39	2	2	.373	.421	.795	1	0	1	1	19	1	3	25	18	0	6			
	Ochinko, Sean	.255	10	400	59	102	31	1	14	67	177	35	0	61	1	2	.324	.443	.766	3	0	7	15	16	0	26	0	0	22	6			
*	Patterson, Corey	.333	4	15	1	5	0	0	0	0	5	1	0	4	3	0	.375	.333	.708	0	0	0	0	0	0	0	0	3	0	0			
*	Podsednik, Scott	.250	3	12	1	3	1	0	0	1	4	2	0	2	0	0	.357	.333	.690	0	0	0	1	0	0	0	0	2	0	0			
*	Schimpf, Ryan	.266	44	154	25	41	9	2	10	34	84	21	0	35	1	0	.372	.545	.917	2	0	6	2	0	29	0	0	0	4				
*	Talley, Jon	.236	88	331	48	78	19	1	14	45	141	33	0	86	0	1	.307	.426	.733	4	0	3	6	88	0	0	0	0	0	6			
	Van Kirk, Brian	.298	87	305	44	91	18	1	14	54	153	44	1	76	1	0	.388	.502	.890	2	0	2	11	0	0	0	0	60	0	3			
#	Wilson, Kenny	.201	48	164	21	33	8	2	0	10	45	16	0	52	17	4	.296	.274	.570	0	2	6	4	0	0	0	0	46	0	0			
*	Wise, Dewayne	.273	3	11	4	3	2	0	1	2	8	2	0	2	0	0	.385	.727	1.11	0	0	0	0	0	0	0	3	0	0				
	Team Total	.261	12	4088	592	1067	25	20	106	548	1680	442	6	917	106	30	.339	.411	.750	33	46	56	83							103			

	PITCHERS	W	L	ERA	G	GS	CG	SHO	SV	SVO	IP	H	R	ER	HR	HB	BB	IBB	SO	BK	WP	GO/AOP	DP	WHIP	AVG	AB	TBF	SF	GF	HLD
	Antolin, Dustin	1	0	0.00	1	0	0	0	0	0	1.2	0	0	0	0	0	1	0	3	0	0	2.00	0	0.60	.000	5	6	0	0	0
	Beck, Casey	0	0	3.00	9	0	0	0	0	0	9.0	10	6	3	1	1	4	0	5	0	1	1.75	2	1.56	.278	36	42	1	2	0
	Beck, Chad	0	0	1.69	1	1	0	0	0	0	5.1	4	1	1	1	1	1	0	7	0	0	1.33	0	0.94	.222	18	20	0	0	0
*	Bongiovanni, Vince	0	0	11.25	1	1	0	0	0	0	4.0	8	5	5	1	1	3	0	4	0	0	0.50	1	2.75	.471	17	22	1	0	0
	Collazo, Willie	0	0	6.00	1	1	0	0	0	0	3.0	5	2	1	0	0	0	4	0	0	0	1.00	0	1.67	.385	13	13	0	0	0
	Daly, Matt	0	0	8.10	4	0	0	0	1	2	6.2	8	6	6	1	0	6	0	6	0	1	0.30	0	2.10	.320	25	33	1	2	0
	Etheridge, Wes	1	1	1.89	46	0	0	0	32	32	47.2	40	11	10	1	2	7	0	38	0	1	3.57	2	0.99	.222	180	192	1	45	0
	Francisco, Frank	0	1	10.80	5	0	0	0	0	0	5.0	6	7	6	2	0	4	0	6	0	0	3.00	2	2.00	.300	20	24	0	0	0
*	Gailey, Frank	4	2	1.94	24	0	0	0	1	2	41.2	26	9	9	1	1	10	1	35	0	2	1.20	5	0.86	.176	148	160	0	4	6
	Garcia, Dumas	2	3	3.09	32	0	0	0	0	0	43.2	42	16	15	1	1	20	3	43	0	12	1.10	5	1.42	.256	164	190	2	10	7
	Gracey, Scott	1	2	3.98	27	1	0	0	1	4	43.0	40	22	19	4	2	14	2	35	0	1	1.71	4	1.26	.245	163	183	0	10	4
	Griffith, Shawn	0	0	0.00	3	0	0	0	0	0	5.1	3	0	0	0	0	2	0	3	0	0	1.00	0	0.94	.167	18	20	0	2	0
	Hutchison, Drew	4	3	2.83	10	9	0	0	0	0	57.1	41	19	18	2	4	13	1	60	0	1	1.56	5	0.94	.204	201	223	3	0	0
	Jenkins, Chad	4	5	3.07	11	11	0	0	0	0	67.1	71	33	23	3	0	14	1	44	0	2	2.04	7	1.26	.267	266	284	3	0	0
	Lawrence, Casey	2	0	2.84	2	2	0	0	0	0	12.2	14	4	4	2	0	0	7	0	0	2.33	1	1.11	.280	50	51	1	0	0	
*	Liebel, Andrew	2	1	5.14	4	4	0	0	0	0	21.0	29	12	12	3	0	8	0	11	0	1	0.92	4	1.76	.345	84	94	1	0	0
	Loup, Aaron	4	2	4.89	40	0	0	0	2	3	57.0	60	35	31	6	6	25	2	47	1	5	1.38	6	1.49	.276	217	252	1	11	7
	Malone, Chris	1	0	6.75	9	0	0	0	0	0	8.0	6	6	6	1	0	10	0	7	0	0	1.33	2	2.00	.231	26	37	1	1	2
	McGowan, Dustin	0	2	2.87	7	7	0	0	0	0	15.2	13	5	5	0	0	7	0	17	0	0	2.22	1	1.28	.228	57	66	2	0	0
	McGuire, Deck	7	4	2.75	19	18	0	0	0	0	104.2	89	38	32	9	6	38	0	102	0	1	0.76	6	1.21	.228	391	439	3	0	0
	Molina, Nestor	10	3	2.58	21	18	0	0	0	0	108.1	102	37	31	8	1	14	0	115	0	3	1.47	7	1.07	.248	411	432	1	1	0
	Morrow, Brandon	0	2	7.71	3	3	0	0	0	0	9.1	13	9	8	0	0	6	0	11	0	3	1.57	0	2.04	.310	42	48	0	0	0
	Mozingo, Harold	1	0	3.29	11	0	0	0	0	0	13.2	13	6	5	2	3	3	0	15	0	0	0.79	1	1.17	.245	53	59	0	6	2
	Phillabaum, Justin	0	0	15.19	5	0	0	0	0	0	5.1	13	11	9	1	0	5	0	7	0	0	0.43	0	3.38	.433	30	35	0	1	0
	Shopshire, Ryan	1	2	8.56	16	4	0	0	0	1	27.1	40	26	26	5	2	26	0	18	0	5									

Vancouver Canadians

Individual Statistics As of: 08/17/2011 06:58 PM

W-L Record: 32-28

Choose a highlighted category to sort. NOTE: Rate stats do not use qualifiers.

																		GI		---GAMES BY POSITION---										
BATTERS		AVG	G	AB	R	H	2B	3B	HR	RBI	TB	BB	IBB	SO	SB	CS	OBP	SLG	OPS	SF	SAC	HBP	DP	1B	2B	3B	SS	OF	C	E
*	<u>Aponte, Yeico</u>	.264	21	53	8	14	3	0	0	2	17	2	0	17	4	0	.291	.321	.612	0	0	0	0	0	0	0	0	12	0	0
*	<u>Baligod, Nicholas</u>	.272	55	184	25	50	10	1	1	21	65	32	0	30	2	1	.379	.353	.732	2	0	1	9	0	0	0	53	0	2	
	<u>Berti, Jonathon</u>	.316	45	155	28	49	2	4	1	18	62	17	0	30	17	5	.406	.400	.806	1	1	7	4	0	43	0	0	0	6	
*	<u>Boike, Eli</u>	.370	7	27	3	10	2	0	0	2	12	4	0	7	1	1	.452	.444	.896	0	0	0	0	0	0	0	5	0	1	
	<u>Burns, Andrew</u>	.171	9	35	0	6	2	0	0	3	8	1	0	6	0	1	.194	.229	.423	0	0	0	3	0	5	3	0	0	4	
	<u>Fuenmayor, Balbino</u>	.263	50	190	22	50	11	0	6	26	79	12	0	47	1	0	.319	.416	.735	1	0	4	1	16	0	28	0	0	10	
	<u>Hurtado, Luis</u>	.364	3	11	1	4	0	0	0	4	4	0	0	0	0	0	.333	.364	.697	1	0	0	1	0	0	0	0	0	3	1
	<u>Johnson, Matt</u>	.233	13	43	7	10	4	1	0	6	16	1	0	16	0	0	.277	.372	.649	1	0	2	0	0	0	11	1	0	0	1
	<u>Jones, Jonathan</u>	.277	59	235	28	65	13	1	1	23	83	26	1	42	16	3	.348	.353	.702	4	2	2	2	0	0	0	56	0	4	
*	<u>Kervin, Bryan</u>	.198	34	111	7	22	6	0	0	7	28	5	0	28	2	3	.231	.252	.483	1	4	0	5	0	13	0	19	0	0	4
	<u>Maines, Garrett</u>	.250	21	60	12	15	3	1	3	13	29	7	0	22	1	0	.324	.483	.807	3	0	1	0	0	0	0	0	11	1	4
	<u>McQuail, Stephen</u>	.185	49	178	24	33	5	0	10	25	68	17	0	73	1	1	.264	.382	.646	0	0	2	4	0	0	0	35	0	2	
*	<u>Newman, Matt</u>	.237	33	93	10	22	5	0	1	11	30	17	0	27	3	5	.342	.323	.665	4	1	0	2	0	0	0	30	0	3	
*	<u>Opitz, Shane</u>	.274	48	186	20	51	5	0	0	21	56	14	0	29	6	1	.322	.301	.623	2	0	0	2	0	5	0	41	0	0	12
*	<u>Patterson, Kevin</u>	.227	19	66	10	15	3	0	3	11	27	9	0	24	1	0	.333	.409	.742	1	0	2	1	16	0	0	0	0	0	5
	<u>Rankin, Pierce</u>	.226	30	106	20	24	3	0	3	5	36	14	0	31	2	4	.339	.340	.678	0	0	4	3	0	0	0	0	28	4	
	<u>Salas, Roan</u>	.252	32	119	16	30	8	1	3	13	49	4	0	23	1	0	.299	.412	.711	0	0	4	4	0	5	15	0	0	6	
	<u>Schaeffer, Chris</u>	.215	20	65	5	14	3	0	0	8	17	7	0	19	0	0	.301	.262	.563	0	0	1	0	0	0	0	0	19	2	
	<u>Schwartz, Randy</u>	.197	41	132	17	26	6	2	5	13	51	15	0	45	2	1	.289	.386	.675	0	0	2	0	33	0	4	0	0	3	
	Team Total	.249	60	2049	263	510	94	11	37	232	737	204	1	516	60	26	.324	.360	.683	21	8	32	41						82	

PITCHERS		W	L	ERA	G	GS	CG	SHO	SV	SVO	IP	H	R	ER	HR	HB	BB	IBB	SO	BK	WP	GO/AODP	WHIP	AVG	AB	TBF	SF	GF	HLD	
	<u>Breault, Zack</u>	1	1	4.92	12	12	0	0	0	0	56.2	63	35	31	3	8	23	0	40	0	3	1.70	6	1.52	.284	222	253	0	0	0
	<u>Brown, Eric</u>	0	1	5.30	14	0	0	0	0	0	18.2	18	15	11	3	0	6	0	24	1	4	2.20	1	1.29	.250	72	80	2	4	3
	<u>Brua, Philip</u>	5	1	3.38	21	0	0	0	4	7	32.0	25	16	12	3	1	3	0	17	0	0	2.17	2	0.88	.221	113	122	2	7	0
	<u>Champlin, Kramer</u>	0	1	3.86	3	2	0	0	0	0	7.0	8	3	3	0	0	2	0	7	0	0	2.25	1	1.43	.286	28	30	0	0	0
	<u>Cole, Taylor</u>	1	3	5.88	11	8	0	0	0	0	33.2	35	23	22	3	4	17	1	25	0	5	1.48	3	1.54	.276	127	148	0	0	1
*	<u>Davis, Shane</u>	0	0	7.13	15	0	0	0	0	0	17.2	26	21	14	2	0	14	1	14	1	4	1.73	3	2.26	.325	80	95	1	2	1
	<u>Escalante, Alesone</u>	1	2	1.29	13	0	0	0	1	1	28.0	19	7	4	1	2	5	0	22	1	1	0.68	2	0.86	.183	104	112	1	3	5
	<u>Garrett, Travis</u>	4	4	3.86	18	0	0	0	0	0	30.1	29	16	13	3	3	15	3	30	1	6	2.06	4	1.45	.269	108	129	1	5	2
	<u>Hernandez, Jesse</u>	2	3	4.15	12	12	0	0	0	0	60.2	63	34	28	1	4	21	0	40	0	3	1.98	7	1.38	.267	236	265	2	0	0
	<u>Kaye, Brandon</u>	1	2	3.50	12	0	0	0	0	0	18.0	12	10	7	0	1	13	0	12	0	0	2.42	1	1.39	.190	63	79	0	0	1
	<u>Longpre, Bryan</u>	4	2	1.42	17	0	0	0	2	3	31.2	23	10	5	0	2	11	1	29	0	0	0.66	2	1.07	.204	113	128	2	6	4
	<u>McFarland, Blake</u>	5	5	5.33	11	9	0	0	0	0	49.0	49	31	29	2	2	18	0	30	0	5	1.02	5	1.37	.261	188	214	4	1	1
*	<u>Nicolino, Justin</u>	5	1	1.14	11	8	1	0	0	0	47.1	26	9	6	0	1	11	0	61	3	1	1.53	2	0.78	.160	162	175	0	1	1
*	<u>Pepe, Alex</u>	0	0	2.79	19	0	0	0	1	2	19.1	18	6	6	2	5	19	0	15	0	4	1.44	4	1.91	.250	72	96	0	8	1
	<u>Permison, Drew</u>	1	0	1.37	24	0	0	0	11	12	26.1	18	5	4	0	1	7	0	22	0	0	4.00	6	0.95	.202	89	98	0	19	0
	<u>Purdy, Nicholas</u>	0	0	8.62	8	0	0	0	0	0	15.2	23	16	15	5	2	9	0	16	0	6	0.94	1	2.04	.348	66	81	2	2	0
*	<u>Rollins, David</u>	1	0	2.57	3	3	0	0	0	0	14.0	16	4	4	0	0	1	0	11	1	2	1.82	0	1.21	.276	58	59	0	0	0
	<u>Syndergaard, Noah</u>	1	2	2.77	3	3	0	0	0	0	13.0	15	5	4	0	0	3	0	14	0	1	1.18	1	1.38	.283	53	56	0	0	0
	<u>White, Ben</u>	0	0	4.91	5	3	0	0	0	0	14.2	16	10	8	2	2	6	0	6	0	2	0.90	2	1.50	.271	59	68	1	0	0
	Team Total	32	28	3.76	60	60	1	3	19	25	533.2	502	276	223	30	38	204	6	435	8	47	1.80	53	1.32	.249	2013	2288	18	58	20

KEY: * - left-handed hitter/pitcher, # - switch hitter

GCL Blue Jays

Individual Statistics As of: 08/18/2011 02:09 PM

W-L Record: 23-27

Choose a highlighted category to sort. NOTE: Rate stats do not use qualifiers.

		GI																				---GAMES BY POSITION---									
BATTERS		AVG	G	AB	R	H	2B	3B	HR	RBI	TB	BB	IBB	SO	SB	CS	OBP	SLG	OPS	SF	SAC	HBP	DP	1B	2B	3B	SS	OF	C	E	
	Abraham, Matt	.103	13	29	5	3	0	0	0	4	3	3	0	7	0	0	.250	.103	.353	1	1	3	1	0	0	4	7	0	0	2	
	Anderson, Jacob	.250	2	8	3	2	0	0	1	3	5	1	0	1	1	0	.400	.625	1.02	0	0	1	1	0	0	0	0	2	0	0	
*	Arce, Eric	.273	45	139	31	38	5	3	12	37	85	36	2	43	1	1	.447	.612	1.05	4	0	11	0	0	0	0	0	26	0	0	
	Atkinson, Justin	.219	9	32	4	7	2	0	0	4	9	2	0	3	0	0	.250	.281	.531	2	1	0	0	0	0	8	0	0	0	1	
*	Bailli, Kenen	.364	3	11	0	4	0	0	0	1	4	0	0	2	0	1	.364	.364	.727	0	0	0	1	0	0	0	0	2	0	0	
	Burns, Andrew	.625	5	16	5	10	0	0	1	7	13	2	0	0	0	1	.650	.813	1.46	1	0	1	0	0	0	3	2	0	0	1	
	Carroll, George	.114	13	35	3	4	2	0	0	3	6	3	0	11	0	0	.205	.171	.377	0	0	1	2	7	0	0	0	0	2	2	
#	Conner, Seth	.281	43	146	25	41	8	1	4	21	63	26	1	31	3	1	.404	.432	.836	1	2	5	4	15	0	28	0	0	0	9	
	Frias, Christian	.140	25	50	5	7	1	0	0	4	8	12	0	10	1	2	.323	.160	.483	1	3	2	1	0	24	0	1	0	0	3	
	Garcia, Melvin	.211	5	19	3	4	0	0	1	5	7	2	0	3	0	0	.318	.368	.687	0	0	1	0	0	0	0	0	5	0	0	
*	Goins, Ryan	.000	1	3	0	0	0	0	0	0	0	0	0	1	0	0	.000	.000	.000	0	0	0	1	0	0	0	1	0	0	0	
#	Gomez, Angel	.245	32	102	10	25	2	1	0	5	29	7	0	20	5	3	.297	.284	.582	1	1	1	2	0	0	0	0	32	0	0	
	Hernandez, Yudelmis	.156	20	64	9	10	4	0	1	4	17	8	0	36	0	0	.260	.266	.526	0	0	1	2	18	0	0	0	0	0	2	
	Javier, Sony	.221	20	68	6	15	1	0	1	8	19	2	0	12	2	0	.243	.279	.522	0	1	0	1	0	0	0	0	20	0	0	
	Mahler, Tim	.167	2	6	0	1	0	0	0	0	1	0	0	0	0	0	.167	.167	.333	0	0	0	0	0	0	0	0	0	0	0	0
*	Melendez, Ronald	.242	9	33	6	8	2	0	0	4	10	3	0	3	2	0	.306	.303	.609	0	1	0	0	0	0	0	0	9	0	1	
	Mooney, Peter	.300	3	10	2	3	1	1	0	1	6	2	0	2	0	0	.385	.600	.985	1	1	0	0	0	0	0	2	0	0	0	
*	Nessy, Santiago	.300	29	110	10	33	6	0	2	13	45	6	0	26	0	2	.339	.409	.748	1	0	1	2	0	0	0	0	0	29	11	
*	Newman, Matt	.167	2	6	1	1	0	0	0	0	1	0	0	2	0	0	.167	.167	.333	0	0	0	0	0	0	0	0	2	0	0	
*	Patterson, Kevin	.370	15	54	11	20	5	0	5	11	40	5	0	13	2	0	.424	.741	1.16	0	0	0	1	12	0	0	0	0	0	1	
	Peters, Chris	.240	35	104	9	25	4	3	0	11	35	12	0	25	2	0	.316	.337	.653	1	4	0	1	0	18	10	7	0	0	4	
#	Pompey, Dalton	.255	41	157	33	40	7	1	4	12	61	24	0	35	19	0	.357	.389	.746	0	1	1	2	0	0	0	0	41	0	0	
	Rodriguez, Alexys	.250	25	80	9	20	3	0	2	11	29	2	0	13	0	0	.307	.363	.669	1	3	5	3	0	0	0	0	0	25	4	
	Taylor, Nico	.324	24	74	15	24	6	0	2	11	36	12	0	18	2	2	.425	.486	.912	0	1	1	1	0	0	0	0	22	0	1	
	Thon, Dickie	.252	38	103	21	26	3	0	3	15	38	20	0	35	5	2	.389	.369	.758	0	2	3	1	0	0	0	24	0	0	3	
	Vega-Rosado, Jorge	.313	45	163	35	51	9	2	4	28	76	19	0	36	22	4	.385	.466	.851	3	2	2	3	0	23	0	33	0	0	10	
	Team Total	.260	50	1622	261	422	71	12	43	223	646	209	3	388	67	19	.355	.398	.753	18	24	40	30							62	
PITCHERS		W	L	ERA	G	GS	CG	SHO	SV	SVO	IP	H	R	ER	HR	HB	BB	IBB	SO	BK	WP	GO/AODP	WHIP	AVG	AB	TBF	SF	GF	HLD		
*	Adams, Zak	0	1	9.00	7	3	0	0	0	0	21.0	19	21	21	3	3	19	0	28	0	5	3.11	0	1.81	.232	82	106	1	1	0	
	Broussard, Colby	1	2	1.85	18	0	0	0	6	7	24.1	12	6	5	1	3	8	0	17	0	1	2.35	3	0.82	.145	83	97	1	16	0	
	Cardona, Adonys	1	3	4.55	10	7	0	0	0	0	31.2	31	17	16	2	2	12	0	35	0	2	1.86	1	1.36	.256	121	140	1	1	0	
	Carmona, Julio	3	2	6.66	20	0	0	0	1	2	24.1	17	20	18	1	3	20	0	26	0	6	0.74	0	1.52	.198	86	113	1	5	3	
	Champlin, Kramer	0	0	20.25	1	0	0	0	0	0	1.1	6	3	3	1	0	1	0	0	0	0	0.00	0	5.25	.600	10	11	0	0	0	
	Diaz, Misaul	1	0	3.86	3	1	0	0	0	0	7.0	6	3	3	1	0	1	0	9	0	1	0.83	1	1.00	.231	26	27	0	0	0	
	Estrada, Deivy	0	1	2.25	3	3	1	0	0	0	16.0	14	4	4	1	1	3	0	18	0	2	1.07	1	1.06	.233	60	65	0	0	0	
	Fields, Matt	0	0	0.00	1	0	0	0	0	0	2.0	0	0	0	0	0	0	0	1	0	0	0.67	0	0.00	.000	6	6	0	0	0	
	Gabryszewski, Jeremy	0	0	0.00	1	0	0	0	0	0	1.0	0	0	0	0	0	0	0	2	0	0	0.00	0	0.00	.000	3	3	0	0	1	
	Jensen, Tucker	2	1	1.45	6	6	0	0	0	0	31.0	22	5	5	0	0	2	0	32	0	2	1.03	1	0.77	.196	112	115	0	0	0	
	Kelly, Adaric	1	2	7.71	13	1	0	0	0	0	18.2	28	19	16	0	0	12	0	14	0	5	1.05	1	2.14	.359	78	93	3	3	0	
	Liebel, Andrew	0	1	2.40	4	4	0	0	0	0	15.0	13	6	4	0	2	4	0	15	0	3	1.42	1	1.13	.232	56	63	0	0	0	
*	Mella, Leandro	0	1	8.00	10	0	0	0	0	0	9.0	8	8	8	1	1	11	0	6	0	0	0.33	0	2.11	.250	32	46	2	5	1	
*	Mendez, Luis	1	1	8.14	16	0	0	0	0	1	21.0	23	21	19	4	4	12	0	15	0	2	1.56	3	1.67	.284	81	100	2	1	2	
*	Murphy, Griffin	1	2	5.09	9	9	0	0	0	0	35.1	43	27	20	6	3	14	0	35	0	5	1.13	5	1.61	.301	143	161	1	0	0	
*	Musgrove, Joseph	0	1	4.82	7	6	0	0	0	1	18.2	14	11	10	1	6	4	0	14	0	2	1.60	0	0.96	.212	66	77	0	0	0	
*	Navarette, Jorge	2	1	5.57	17	0	0	0	1	2	21.0	28	18	13	3	1	15	0	23	0	3	0.84	3	2.05	.326	86	102	0	6	1	
	Purdy, Nicholas	3	0	3.05	5	3	0	0	0	0	20.2	19	8	7	0	1	7	0	30	0	2	0.72	1	1.26	.241	79	88	1	0	0	
	Ramirez, Alex	2	1	5.67	16	0	0	0	0	2	27.0	27	18	17	2	5	19	0	27	0	7	1.00	1	1.70	.267	101	128	3	1	3	
	Roman, Chris	4	1	5.68	14	0	0	0	0	2	19.0	19	13	12	4	3	7	0	16	0	1	0.90	3	1.37	.264	72	83	1	3	0	
*	Santana, Kenlie	0	0	6.75	1	0	0	0	0	0	1.1	0	1	1	0	0	3	0	1	0	0	2.00	1	2.25	.000	3	6	0	0	0	
	Slover, Brian	0	1	10.38	4	0	0	0	0	0	4.1	4	5	5	0	2	4	0	3	0	1	3.50	0	1.85	.267	15	22	0	0	0	
	Thompson, Randal	1	1	3.32	16	4	0	0	1	3	38.0	37	23	14	3	1	12	0	36	0	1	1.31	3	1.29	.243	152	167	0	3	3	
	Valdez, Denny	0	1	21.60	2	0	0	0	0	0	1.2	3	4	4	0	0	2	0	1	0	1	0.33	0	3.00	.429	7	10	0	0	0	
*	Vargas, Jose	0	3	17.69	8	3	0	0	0	2	9.2	23	20	19	3	1	3	0	2	0	2	1.38	0	2.69	.426	54	60	2	3	0	
	Webb, Daniel	0	0	0.00	1	0	0	0	0	0	1.1	2	0	0	0	0	0	0	0	0	1	0.33	0	1.50	.333	6	6	0	1	0	
	Team Total	23	27	5.21	50	50	1	2	9	22	421.1	418	281	244	37	42	195	0	406	0	55	1.55	29	1.45	.258	1620	1895	19	49	14	

KEY: * - lefthanded hitter/pitcher, # - switch hitter