










## Toronto Blue Jays Minor League Report

Friday, August 19, 2011

MINOR LEAGUE ORGANIZATIONAL RECORD: 374-353 .514, 7<sup>th</sup> in MLB

TEAM	YESTERDAY	GAME RECAP	PLAYER OF THE GAME	NEXT 3 GAMES
	<b>L 3-0 at MEM</b> <b>W: Dickson (7-9)</b> <b>L: Walters (7-7)</b> <b>S: Marte (24)</b>  (63-63, 2 <sup>nd</sup> , 10.0 GB)	<b>RHP P.J. Walters</b> pitched four innings, allowed two runs on seven hits, walked three and struck out four... <b>CF Darin Mastroianni</b> was 2-for-4... <b>SS Adeiny Hechavarria</b> was 1-for-4 which extended his hitting streak to all seven games with Las Vegas (AAA)...Adeiny is hitting .517 (15-for-29) over that stretch.	<b>CF Darin Mastroianni: 2-for-4.</b> Mastroianni was the only member of the 51s to reach base multiple time last night...Is hitting .333 (20-for-60) in 14 games this August.	08/19: <b>RHP Kyle Drabek</b> (3-2, 6.55) 08/20: <b>RHP Chad Gaudin</b> (1-0, 3.38) 08/21: <b>RHP Robert Ray</b> (1-1, 7.22)
	<b>W 11-2 at ALT</b> <b>W: Crawford (3-4)</b> <b>L: Claggett (4-4)</b> <b>S: NONE</b>  (69-55, 1 <sup>st</sup> , 7.0 GA)	<b>RHP Nestor Molina</b> pitched five scoreless innings, allowed two hits and struck out nine... <b>1B Mike McDade</b> was 2-for-5 with a run scored, three RBI and hit his 37 <sup>th</sup> double... <b>RF Moises Sierra</b> was 3-for-4 with four runs scored, an RBI, walked once and hit his 17 <sup>th</sup> double... <b>DH Yan Gomes</b> was 3-for-5 with a run scored, two RBI, hit his 14 <sup>th</sup> double and his 11 <sup>th</sup> home run in the ninth inning... <b>C Travis d'Arnaud</b> was 2-for-5 with a run scored and hit his 1 <sup>st</sup> triple of the season.	<b>RHP Nestor Molina: 5.0IP, 2H, 9K.</b> The converted position player has made two starts with New Hampshire (AA) and has allowed just one earned run over 11IP and struck out 17 while just walking one.	08/19: <b>RHP Yohan Pino</b> (3-6, 4.11) 08/20: <b>LHP Willie Collazo</b> (1-0, 0.00) 08/21: <b>RHP Dustin McGowan</b> (0-0, 0.00)
	<b>L 6-1 vs. CLE</b> <b>W: Pettibone (9-10)</b> <b>L: Liebel (2-2)</b> <b>S: NONE</b>  2 <sup>nd</sup> Half Standings (29-24, 1 <sup>st</sup> , 1.5 GA)	<b>RHP Andrew Liebel</b> pitched four innings, allowed six runs on seven hits, walked two and struck out two... <b>C Sean Ochinko</b> was 2-for-4 with an RBI... <b>CF Brad McElroy</b> was 2-for-4 and is hitting .382 (21-for-55) in 14 games in August... <b>LHP Brian Tallet</b> pitched a scoreless inning of relief in his first rehab assignment.	<b>C Sean Ochinko: 2-for-4, RBI.</b> The 2010 Webster Award winner with Lansing has hit .305 (58-for-190) with 17-2B, 5-HR and 31-RBI in 49 games in the 2 <sup>nd</sup> half of the season.	08/19: <b>RHP Drew Hutchison</b> (4-3, 2.83) 08/20: <b>TBA</b> 08/21: <b>RHP Ryan Tepera</b> (10-6, 4.58)
	<b>L 3-2 at BG</b> <b>W: Lara (4-10)</b> <b>L: Smith (6-6)</b> <b>S: NONE</b>  2 <sup>nd</sup> Half Standings (28-23, T-3 <sup>rd</sup> , 7.0 GB)	<b>LHP Egan Smith</b> pitched 4.1 innings, allowed five runs on six hits, walked one and struck out three... <b>CF Jake Marisnick</b> was 2-for-4 with a run scored and hit his 21 <sup>st</sup> double... <b>LF Marcus Knecht</b> was 1-for-4 with a run scored, an RBI and hit his 31 <sup>st</sup> double of the season... <b>1B K.C. Hobson</b> was 2-for-4 with an RBI... <b>RHP Brandon Berl</b> pitched two innings, allowed one hit and struck out one.	<b>CF Jake Marisnick: 2-for-4, R, 2B, K.</b> The 2009 3 <sup>rd</sup> round pick is hitting .331 (85-for-257) with 12-2B, 4-3B, 8-HR and 42-RBI in 64 games since June 1.	08/19: <b>RHP Casey Lawrence</b> (10-8, 3.11) 08/20: <b>RHP Marcus Walden</b> (5-4, 3.19) 08/21: <b>LHP Sean Nolin</b> (2-3, 3.79)

	<p><b>L 3-2 vs. EVE</b>  <b>W: Griffin (3-0)</b>  <b>L: Longpre (4-3)</b>  <b>S: NONE</b></p> <p>2<sup>nd</sup> Half Standings  (8-15, 4<sup>th</sup>, 7.0 GB)</p>	<p><b>RHP Noah Syndergaard</b> pitched five scoreless innings, walked two, struck out eight and did not allow a hit...<b>3B Andrew Burns</b> was 1-for-4 with a run scored, an RBI and hit his 1<sup>st</sup> home run in the second inning...<b>DH Roan Salas</b> was 1-for-4, with a run scored and hit his 9<sup>th</sup> double...<b>SS Shane Opitz</b> was 2-for-4 with an RBI.</p>	<p><b>RHP Noah Syndergaard: 5.0IP, 2BB, 8K.</b>  The 2010 1<sup>st</sup> round pick (38<sup>th</sup> overall) is in his 2<sup>nd</sup> professional season and has the lowest ERA of qualifying pitchers on the Blue Jays short season Clubs at 1.62.</p>	<p>08/19:  <b>LHP Justin Nicolino</b>  (5-1, 1.14)  08/20:  <b>RHP Zach Breault</b>  (1-1, 4.92)  08/21:  <b>RHP Jesse Hernandez</b>  (2-3, 4.15)</p>
	<p><b>W 2-1 vs. BUR (5)</b>  <b>W: Jaye (3-3)</b>  <b>L: Murray (2-4)</b>  <b>S: NONE</b></p> <p>(33-23, 1<sup>st</sup>, 1.0 GA)</p>	<p><b>RHP Myles Jaye</b> pitched a complete game (five innings), allowed one run on two hits, walked one and struck out eight...<b>CF Dalton Pompey</b> was 1-for-2 with a run...<b>SS Peter Mooney</b> was 2-for-3 with an RBI and hit his 7<sup>th</sup> home run...<b>1B Art Charles</b> was 1-for-2 and hit his 18<sup>th</sup> double of the season.</p>	<p><b>RHP Myles Jaye: CG, W, 5.0IP, 2H, ER, BB, 8K.</b>  Has not allowed more than three earned runs in any of his 11 games (seven starts) this season.</p>	<p>08/19:  <b>RHP Ajay Meyer</b>  (3-2, 3.29)  08/20:  <b>LHP Tyler Ybarra</b>  (1-0, 2.75)  08/21:  <b>RHP Deivy Estrada</b>  (3-3, 6.04)</p>
	<p><b>W 5-1 vs. PIRATES (5)</b>  <b>W: Thompson (1-1)</b>  <b>L: Neverauskas (3-1)</b>  <b>S: NONE</b></p> <p>(23-27, 4<sup>th</sup>, 11.5 GB)</p>	<p><b>RHP Randall Thompson</b> pitched four innings, allowed one unearned run on one hit, walked one and struck out three...<b>CF Melvin Garcia</b> was 1-for-3 with a run scored, three RBI and hit his 1<sup>st</sup> home run in the fourth inning...<b>SS Dickie Thon</b> was 1-for-3 with an RBI and hit his 3<sup>rd</sup> double...<b>RHP Daniel Webb</b> pitched 1.1 scoreless innings of relief and allowed two hits.</p>	<p><b>RHP Randall Thompson: 4.0IP, H, BB, 3K.</b>  In four games as a starter this season with the GCL Blue Jays is 1-0 with a 0.68 ERA (13.1IP/1ER).</p>	<p>08/19:  <b>LHP Nicolas Purdy</b>  (3-0, 3.05)  08/20:  <b>LHP Griffin Murphy</b>  (1-2, 5.09)  08/21:  <b>RHP Adonys Cardona</b>  (1-3, 4.55)</p>

## ORGANIZATIONAL LEADERS

### BATTING

#### AVG (Full Season)

1. Cooper (LV)	.371
2. Lawrie (LV)	.347
3. d'Arnaud (NH)	.324

#### AVG (Short Season)

1. Pillar (BLU)	.323
2. Vega-Rosado (BLU)	.313
3. Berti (VAN)	.306

#### H

1. Cooper (LV)	148
2. Loewen (LV)	141
3. Marisnick (LAN)	127

#### R

1. Loewen (LV)	72
2. Jackson (DUN/NH)	72
3. Crouse (LAN)	71

#### RBI

1. Cooper (LV)	87
2. Loewen (LV)	79
3. 2 tied	71

#### 2B

1. Cooper (LV)	46
2. Loewen (LV)	42
3. McDade (NH)	37

#### 3B

1. Mastroianni (LV/NH)	8
2. Several tied	6

#### HR

1. Glenn (DUN)	23
2. Lawrie (LV)	18
3. d'Arnaud (NH)	18

#### BB

1. Hobson (LAN)	57
2. Knecht (LAN)	57
3. Cooper (LV)	57

#### SB

1. Gose (NH)	54
2. Crouse (LAN)	37
3. Marisnick (LAN)	32

### PITCHING

#### W

1. Lawrence (DUN)	12
2. Molina (DUN)	11
3. 2 tied	10

#### SV

1. Etheridge (DUN)	32
2. Turnbull (LAN)	15
3. Permison (LAN/VAN)	12

#### K

1. Carreno (NH)	152
2. Hutchison (LAN/DUN)	144
3. Molina (DUN/NH)	132

#### IP

1. Jenkins (DUN/NH)	149.0
2. Carreno (NH)	134.2
3. Mills (LV)	130.2

#### G

1. Etheridge (DUN/NH)	48
2. Abreu (LV)	47
3. 2 tied	43

#### ERA (Full Season)

1. Molina (DUN/NH)	2.41
2. Hutchison (LAN/NH)	2.71
3. McGuire (DUN/NH)	3.06

#### ERA (Short Season)

1. Syndergaard (BLU/VAN)	1.80
2. Taylor (BLU)	2.44
3. Jaye (BLU)	2.87

Memphis Redbirds (65-60) 3, Las Vegas 51s (63-63) 0  
August 18, 2011

	1	2	3	4	5	6	7	8	9	R	H	E
Las Vegas	0	0	0	0	0	0	0	0	0	0	5	0
Memphis	0	1	0	1	0	1	0	0	x	3	9	0

Las Vegas	AB	R	H	RBI	BB	SO	LOB	AVG	Memphis	AB	R	H	RBI	BB	SO	LOB	AVG
Mastroianni, CF	4	0	2	0	0	0	0	.277	Chambers, CF	4	1	1	0	0	1	2	.273
Hechavarria, SS	4	0	1	0	0	0	2	.517	Greene, SS	4	0	1	1	0	2	1	.332
Cooper, DH	3	0	1	0	1	0	1	.371	Stavinoha, RF	3	0	1	1	1	2	2	.261
Snider, LF	4	0	0	0	0	4	4	.340	Hamilton, 1B	4	0	1	0	0	1	0	.351
Loewen, 1B	4	0	1	0	0	0	2	.310	Carpenter, M, DH	3	0	1	0	1	0	0	.299
Nix, J, 3B	3	0	0	0	1	1	0	.266	Brown, A, LF	3	0	1	0	1	1	3	.281
Nanita, RF	3	0	0	0	1	2	2	.351	Bynum, 2B	4	0	1	0	0	2	3	.269
Woodward, 2B	4	0	0	0	0	1	3	.296	Anderson, C	3	2	1	1	1	1	3	.289
Jeroloman, C	3	0	0	0	0	2	0	.241	Kozma, 3B	4	0	1	0	0	0	1	.216
Walters, P	0	0	0	0	0	0	0	.120	Dickson, P	0	0	0	0	0	0	0	.171
Abreu, W, P	0	0	0	0	0	0	0	.000	Fick, P	0	0	0	0	0	0	0	.000
Johnson, D, P	0	0	0	0	0	0	0	.000	Marte, P	0	0	0	0	0	0	0	.000
Uviedo, P	0	0	0	0	0	0	0	.000	Totals	32	3	9	3	4	10	15	.271
Totals	32	0	5	0	3	10	14	.309									

**BATTING**

TB: Mastroianni 2; Hechavarria; Cooper; Loewen.  
Runners left in scoring position, 2 out: Loewen; Woodward 2; Snider.  
Team RISP: 0-for-5.  
Team LOB: 8.

**BASERUNNING**

SB: Nix, J (2, 2nd base off Dickson/Anderson), Loewen (9, 3rd base off Dickson/Anderson).

**FIELDING**

Outfield assists: Snider (Stavinoha at 2nd base).

**BATTING**

2B: Chambers (15, Walters).  
HR: Anderson (7, 6th inning off Abreu, W, 0 on, 0 out).  
TB: Chambers 2; Greene; Stavinoha; Hamilton; Carpenter, M; Brown, A; Bynum; Anderson 4; Kozma.  
RBI: Greene (29), Stavinoha (90), Anderson (34).  
2-out RBI: Greene; Stavinoha.  
Runners left in scoring position, 2 out: Brown, A 2; Stavinoha 2; Anderson.  
Team RISP: 3-for-9.  
Team LOB: 9.

**BASERUNNING**

SB: Greene (15, 2nd base off Walters/Jeroloman), Chambers (20, 3rd base off Walters/Jeroloman).

Las Vegas	IP	H	R	ER	BB	SO	HR	ERA	Memphis	IP	H	R	ER	BB	SO	HR	ERA
Walters (L, 7-7)	4.0	7	2	2	3	4	0	5.09	Dickson (W, 7-9)	7.0	4	0	0	1	7	0	3.85
Abreu, W	2.0	1	1	1	1	3	1	4.06	Fick (H, 13)	0.2	1	0	0	1	1	0	2.43
Johnson, D	1.0	0	0	0	0	2	0	0.00	Marte (S, 24)	1.1	0	0	0	1	2	0	1.63
Uviedo	1.0	1	0	0	0	1	0	6.04	Totals	9.0	5	0	0	3	10	0	4.11
Totals	8.0	9	3	3	4	10	1	5.83									

Pitches-strikes: Walters 79-46, Abreu, W 35-27, Johnson, D 13-8, Uviedo 14-9, Dickson 105-67, Fick 14-9, Marte 24-14.

Groundouts-flyouts: Walters 4-0, Abreu, W 1-0, Johnson, D 0-0, Uviedo 1-1, Dickson 8-4, Fick 1-0, Marte 2-0.

Batters faced: Walters 21, Abreu, W 8, Johnson, D 3, Uviedo 4, Dickson 26, Fick 4, Marte 5.

Inherited runners-scored: Marte 2-0.

Umpires: HP: Clint Fagan. 1B: Stephen Barga. 2B: . 3B: Dixon Stureman.

Weather: 83 degrees, partly cloudy.

Wind: 4 mph, L to R.

T: 2:52.

Att: 5,162.

New Hampshire Fisher Cats (69-55) 11, Altoona Curve (56-67) 2  
August 18, 2011

	1	2	3	4	5	6	7	8	9	R	H	E
New Hampshire	0	1	0	1	0	0	0	0	9	11	16	1
Altoona	0	0	0	0	0	2	0	0	0	2	6	0

New Hampshire	AB	R	H	RBI	BB	SO	LOB	AVG	Altoona	AB	R	H	RBI	BB	SO	LOB	AVG
Gose, CF	5	1	1	0	0	0	0	.255	Holt, Br, SS	4	1	2	0	0	1	0	.287
Howard, K, SS-3B	4	1	1	0	1	0	0	.333	Rodriguez, 2B	4	0	2	0	0	2	1	.272
McDade, 1B	5	1	2	3	0	0	1	.288	Curry, 1B	4	0	0	1	0	1	2	.251
d'Arnaud, C	5	1	2	0	0	2	1	.324	Lambo, RF	4	0	1	0	0	1	1	.277
Sierra, RF	4	4	3	1	1	0	1	.269	Sanchez, T, C	4	0	0	0	0	2	1	.236
Perales, LF	3	0	0	1	1	0	3	.200	Latimore, CF	3	0	0	0	0	2	1	.237
Sobolewski, 3B	4	0	2	2	0	0	0	.266	Sanchez, Y, DH	3	0	0	0	0	1	1	.299
1-Diaz, J, PR-SS	1	1	1	2	0	0	0	.253	Norman, LF	3	0	0	0	0	1	0	.282
Gomes, DH	5	1	3	2	0	1	1	.256	Picart, 3B	3	1	1	0	0	1	0	.228
Stansberry, 2B	4	1	1	0	0	0	3	.200	Pribanic, P	0	0	0	0	0	0	0	.154
Molina, P	0	0	0	0	0	0	0	.000	Claggett, P	0	0	0	0	0	0	0	1.000
Etheridge, P	0	0	0	0	0	0	0	.000	Alderson, P	0	0	0	0	0	0	0	.000
Crawford, P	0	0	0	0	0	0	0	.000	Totals	32	2	6	1	0	12	7	.259
Everts, P	0	0	0	0	0	0	0	.000									
Totals	40	11	16	11	3	3	10	.260									

1-Ran for Sobolewski in the 9th.

**BATTING**

**2B:** Sierra (17, Pribanic), Gomes (14, Pribanic), McDade (37, Alderson).  
**3B:** d'Arnaud (1, Pribanic).

**HR:** Gomes (11, 9th inning off Claggett, 1 on, 1 out).

**TB:** Gose; Howard, K; McDade 3; d'Arnaud 4; Sierra 4; Sobolewski 2; Diaz, J; Gomes 7; Stansberry.

**RBI:** Sobolewski 2 (45), Perales (10), Gomes 2 (37), McDade 3 (71), Sierra (58), Diaz, J 2 (15).

**2-out RBI:** Diaz, J 2.

**Runners left in scoring position, 2 out:** Stansberry 2; Sierra.

**SF:** Perales.

**GIDP:** McDade.

**Team RISP:** 8-for-12.

**Team LOB:** 6.

**BASERUNNING**

**SB:** Sierra (12, 3rd base off Pribanic/Sanchez, T).

**FIELDING**

**E:** Howard, K (1, throw).

**Outfield assists:** Sierra (Rodriguez at 1st base).

**DP:** (Sierra-McDade).

**BATTING**

**2B:** Lambo (14, Molina).

**TB:** Holt, Br 2; Rodriguez 2; Lambo 2; Picart.

**RBI:** Curry (36).

**Runners left in scoring position, 2 out:** Sanchez, Y; Rodriguez.

**Team RISP:** 1-for-6.

**Team LOB:** 3.

**BASERUNNING**

**SB:** Holt, Br (17, 2nd base off Crawford/d'Arnaud).

**FIELDING**

**Outfield assists:** Latimore (Perales at 3rd base).

**DP:** (Curry-Holt, Br-Pribanic).

New Hampshire	IP	H	R	ER	BB	SO	HR	ERA	Altoona	IP	H	R	ER	BB	SO	HR	ERA
Molina	5.0	2	0	0	0	9	0	0.82	Pribanic	7.0	6	2	2	2	1	0	4.07
Etheridge (BS, 2)	2.0	3	2	1	0	1	0	4.50	Claggett (L, 4-4)	1.1	5	5	5	1	1	1	4.22
Crawford (W, 3-4)	1.0	1	0	0	0	2	0	3.50	Alderson	0.2	5	4	4	0	1	0	4.34
Everts	1.0	0	0	0	0	0	0	2.70	Totals	9.0	16	11	11	3	3	1	4.04
Totals	9.0	6	2	1	0	12	0	3.74									

**WP:** Molina, Claggett.

**Pitches-strikes:** Molina 60-44, Etheridge 36-22, Crawford 22-13, Everts 13-7, Pribanic 79-46, Claggett 30-19, Alderson 32-24.

**Groundouts-flyouts:** Molina 2-0, Etheridge 4-0, Crawford 0-0, Everts 1-0, Pribanic 8-7, Claggett 2-1, Alderson 1-0.

**Batters faced:** Molina 16, Etheridge 9, Crawford 4, Everts 3, Pribanic 27, Claggett 10, Alderson 7.

**Inherited runners-scored:** Alderson 2-2.

**Umpires:** HP: Shaun Lampe. 1B: Scott Mahoney. 2B: . 3B: Matt Cunningham.

**Weather:** 78 degrees, sunny.

**Wind:** 2 mph, Varies.

**T:** 2:40.

**Att:** 3,590.

Clearwater Threshers (65-56) 6, Dunedin Blue Jays (68-55) 1  
August 18, 2011

	1	2	3	4	5	6	7	8	9	R	H	E
Clearwater	2	1	0	2	1	0	0	0	0	6	9	1
Dunedin	0	0	0	0	0	1	0	0	0	1	6	0

Clearwater	AB	R	H	RBI	BB	SO	LOB	AVG	Dunedin	AB	R	H	RBI	BB	SO	LOB	AVG
James, J, CF	5	1	1	1	0	0	1	.270	McElroy, CF	4	0	2	0	0	0	1	.288
Barnes, 3B	5	1	1	2	0	1	1	.271	Goins, SS	4	0	1	0	0	1	3	.283
Ruf, 1B	4	1	1	0	0	1	0	.313	Ochinko, C	4	0	2	1	0	1	1	.257
Tripp, DH	4	0	2	0	0	1	1	.337	Glenn, LF	4	0	0	0	0	2	3	.263
Valle, C	4	0	0	0	0	2	3	.296	Schimpf, DH	4	0	0	0	0	2	3	.259
Hankerd, RF	3	1	2	1	1	1	0	.250	Ahrens, 3B	4	0	0	0	0	0	0	.240
Myers, LF	4	1	1	1	0	1	3	.241	Talley, 1B	3	0	1	0	0	0	0	.237
Hanzawa, SS	4	0	0	0	0	0	1	.227	Nolan, K, RF	3	0	0	0	0	2	1	.279
Schoenberger, 2B	3	1	1	1	1	1	0	.183	Contreras, 2B	2	1	0	0	1	0	1	.215
Pettibone, P	0	0	0	0	0	0	0	.000	Liebel, P	0	0	0	0	0	0	0	.000
Loomis, P	0	0	0	0	0	0	0	.000	Gracey, P	0	0	0	0	0	0	0	.000
Sosa, J, P	0	0	0	0	0	0	0	.000	Tallet, P	0	0	0	0	0	0	0	.000
Whatcott, P	0	0	0	0	0	0	0	.000	Turnbull, P	0	0	0	0	0	0	0	.000
Totals	36	6	9	6	2	8	10	.264	Loup, P	0	0	0	0	0	0	0	.000
									Totals	32	1	6	1	1	8	13	.260

**BATTING**

**2B:** Hankerd (1, Liebel).  
**3B:** Myers (3, Liebel).  
**HR:** Barnes (8, 1st inning off Liebel, 1 on, 0 out), Schoenberger (1, 2nd inning off Liebel, 0 on, 1 out).  
**TB:** James, J; Barnes 4; Ruf; Tripp 2; Hankerd 3; Myers 3; Schoenberger 4.  
**RBI:** Barnes 2 (40), Schoenberger (6), Myers (7), James, J (31), Hankerd (7).  
**2-out RBI:** Hankerd.  
**Runners left in scoring position, 2 out:** Myers; Barnes.  
**Team RISP:** 2-for-7.  
**Team LOB:** 5.

**BASERUNNING**

**SB:** James, J (23, 2nd base off Liebel/Ochinko).

**FIELDING**

**E:** Ruf (8, fielding).  
**PB:** Valle (8).  
**Outfield assists:** Myers (Ochinko at 2nd base).  
**DP:** (Schoenberger-Hanzawa-Ruf).

**BATTING**

**TB:** McElroy 2; Goins; Ochinko 2; Talley.  
**RBI:** Ochinko (68).  
**Runners left in scoring position, 2 out:** McElroy; Schimpf.  
**GIDP:** Goins.  
**Team RISP:** 1-for-5.  
**Team LOB:** 5.

**BASERUNNING**

**SB:** Contreras (23, 2nd base off Pettibone/Valle).

Clearwater	IP	H	R	ER	BB	SO	HR	ERA	Dunedin	IP	H	R	ER	BB	SO	HR	ERA
Pettibone (W, 9-10)	5.2	3	1	1	1	4	0	3.08	Liebel (L, 2-2)	4.0	7	6	6	2	2	2	6.48
Loomis	0.1	0	0	0	0	1	0	1.16	Gracey	1.0	1	0	0	0	3	0	3.89
Sosa, J	2.0	3	0	0	0	1	0	3.54	Tallet	1.0	0	0	0	0	0	0	0.00
Whatcott	1.0	0	0	0	0	2	0	2.86	Turnbull	2.0	1	0	0	0	2	0	5.40
Totals	9.0	6	1	1	1	8	0	3.59	Loup	1.0	0	0	0	0	1	0	4.81
									Totals	9.0	9	6	6	2	8	2	3.89

Liebel pitched to 1 batter in the 5th.

**WP:** Gracey.

**Groundouts-flyouts:** Pettibone 6-3, Loomis 0-0, Sosa, J 3-0, Whatcott 0-0, Liebel 7-3, Gracey 0-0, Tallet 3-0, Turnbull 3-0, Loup 0-1.

**Batters faced:** Pettibone 22, Loomis 1, Sosa, J 7, Whatcott 3, Liebel 21, Gracey 4, Tallet 3, Turnbull 7, Loup 3.

**Inherited runners-scored:** Loomis 2-0, Gracey 1-1.

**Umpires:** HP: Jonathan Bailey. 1B: Nick Lentz. 2B: . 3B: .

**Weather:** 86 degrees, cloudy.

**Wind:** 5 mph, Varies.

**T:** 2:28.

**Att:** 666.

**Bowling Green Hot Rods (69-53) 6, Lansing Lugnuts (66-53) 2**  
**August 18, 2011**

	1	2	3	4	5	6	7	8	9	R	H	E
Lansing	0	0	2	0	0	0	0	0	0	2	8	2
Bowling Green	0	0	2	0	3	1	0	0	x	6	9	0

Lansing	AB	R	H	RBI	BB	SO	LOB	AVG	Bowling Green	AB	R	H	RBI	BB	SO	LOB	AVG
Marisnick, CF	4	1	2	0	0	1	1	.318	Rogers, Co, CF	4	2	2	4	1	0	0	.251
Brisker, RF	3	0	1	0	1	0	2	.233	Dietrich, SS	4	1	2	1	0	0	3	.294
Knecht, LF	4	1	1	1	0	2	3	.289	Wunderlich, 1B	3	0	1	0	0	0	1	.276
Hobson, 1B	4	0	2	1	0	0	1	.265	Cedeno, 3B	4	0	0	0	0	1	3	.246
Dominguez, 2B	4	0	1	0	0	1	2	.219	Price, 2B	4	0	1	0	0	1	0	.278
Nuzzo, DH	4	0	0	0	0	3	2	.246	Tinoco, RF	4	1	1	0	0	1	2	.269
Murphy, C	3	0	0	0	1	2	2	.213	Schwaner, DH	4	0	0	0	0	1	4	.227
Namba, 3B	4	0	1	0	0	1	3	.193	Acosta, C	4	1	2	0	0	0	0	.194
Pena, SS	4	0	0	0	0	2	2	.208	Kiermaier, LF	2	1	0	0	2	2	1	.243
Smith, E, P	0	0	0	0	0	0	0	.000	Lara, B, P	0	0	0	0	0	0	0	.000
Antolin, P	0	0	0	0	0	0	0	.000	Hiscock, P	0	0	0	0	0	0	0	.000
Escalante, P	0	0	0	0	0	0	0	.000	Rearick, P	0	0	0	0	0	0	0	.000
Berl, P	0	0	0	0	0	0	0	.000	Totals	33	6	9	5	3	6	14	.255
Totals	34	2	8	2	2	12	18	.252									

**BATTING**

**2B:** Marisnick (21, Lara, B), Knecht (31, Lara, B).  
**TB:** Marisnick 3; Brisker; Knecht 2; Hobson 2; Dominguez; Namba.  
**RBI:** Knecht (70), Hobson (49).  
**2-out RBI:** Knecht; Hobson.  
**Runners left in scoring position, 2 out:** Namba; Dominguez.  
**Team RISP:** 2-for-7.  
**Team LOB:** 7.

**BASERUNNING**

**CS:** Brisker (7, 2nd base by Lara, B/Acosta).  
**PO:** Brisker (1st base by Lara, B).

**FIELDING**

**E:** Marisnick (2, throw), Hobson (21, missed catch).  
**DP:** (Murphy-Pena).

**BATTING**

**3B:** Rogers, Co (10, Smith, E).  
**HR:** Rogers, Co (12, 5th inning off Smith, E, 1 on, 1 out), Dietrich (20, 5th inning off Smith, E, 0 on, 1 out).  
**TB:** Rogers, Co 7; Dietrich 5; Wunderlich; Price; Tinoco; Acosta 2.  
**RBI:** Rogers, Co 4 (48), Dietrich (72).  
**2-out RBI:** Rogers, Co.  
**Runners left in scoring position, 2 out:** Dietrich 2; Schwaner.  
**Team RISP:** 0-for-3.  
**Team LOB:** 7.

**BASERUNNING**

**CS:** Wunderlich (2, 2nd base by Antolin/Murphy).

**FIELDING**

**Pickoffs:** Lara, B (Brisker at 1st base).

Lansing	IP	H	R	ER	BB	SO	HR	ERA	Bowling Green	IP	H	R	ER	BB	SO	HR	ERA
Smith, E (L, 6-6)	4.1	6	5	5	1	3	2	3.86	Lara, B (W, 4-10)	5.0	7	2	2	0	7	0	5.02
Antolin	0.2	0	0	0	0	1	0	5.16	Hiscock (H, 7)	3.0	1	0	0	1	4	0	4.79
Escalante	1.0	2	1	1	2	1	0	4.26	Rearick	1.0	0	0	0	1	1	0	1.38
Berl	2.0	1	0	0	0	1	0	2.72	Totals	9.0	8	2	2	2	12	0	3.86
Totals	8.0	9	6	6	3	6	2	3.83									

**WP:** Lara, B.

**HBP:** Wunderlich (by Berl).

**Groundouts-flyouts:** Smith, E 9-2, Antolin 0-0, Escalante 1-0, Berl 3-2, Lara, B 5-1, Hiscock 2-2, Rearick 0-0.

**Batters faced:** Smith, E 21, Antolin 1, Escalante 7, Berl 8, Lara, B 21, Hiscock 11, Rearick 4.

**Inherited runners-scored:** Antolin 1-0.

**Umpires:** HP: John Silva. 1B: Carlos Martinez. 2B: . 3B: .

**Weather:** 86 degrees, partly cloudy.

**Wind:** 5 mph, In from LF.

**T:** 2:56.

**Att:** 3,576.

Everett AquaSox (31-30) 3, Vancouver Canadians (32-29) 2  
August 18, 2011

	1	2	3	4	5	6	7	8	9	R	H	E
Everett	0	0	0	0	0	0	0	2	1	3	4	0
Vancouver	0	1	0	0	0	1	0	0	0	2	8	3

Everett	AB	R	H	RBI	BB	SO	LOB	AVG	Vancouver	AB	R	H	RBI	BB	SO	LOB	AVG
Littlewood, SS	4	0	0	0	0	3	2	.234	Berti, 2B	5	0	0	0	0	1	2	.306
Melendres, LF-CF	4	0	0	0	0	1	1	.276	Jones, J, CF	4	0	2	0	0	0	0	.280
Yepez, RF	4	0	1	0	0	1	0	.315	Baligod, RF	3	0	1	0	1	0	2	.273
De Jesus, 1B	4	0	1	0	0	1	1	.316	Patterson, 1B	4	0	1	0	0	1	2	.229
1-Extrano, PR-1B	0	1	0	0	0	0	0	.220	Salas, R, DH	4	1	1	0	0	2	2	.252
Blash, DH	4	0	1	1	0	1	0	.287	Burns, 3B	4	1	1	1	0	0	1	.179
Morla, 3B	4	1	0	0	0	2	1	.285	Opitz, SS	4	0	2	1	0	0	0	.279
Gonzalez, C	3	0	0	0	1	0	2	.244	Rankin, C	2	0	0	0	2	0	1	.222
Agudelo, 2B	3	1	0	1	0	1	1	.194	Newman, LF	4	0	0	0	0	1	2	.227
Burgess, CF	0	0	0	0	0	0	0	.232	Syndergaard, P	0	0	0	0	0	0	0	.000
a-Wood, PH-LF	2	0	1	0	1	1	0	.263	Brown, P	0	0	0	0	0	0	0	.000
DiRocco, P	0	0	0	0	0	0	0	.000	Longpre, P	0	0	0	0	0	0	0	.000
Hunter, P	0	0	0	0	0	0	0	.000	Totals	34	2	8	2	3	5	12	.249
Griffin, P	0	0	0	0	0	0	0	.000									
Totals	32	3	4	2	2	11	8	.261									

a-Walked for Burgess in the 3rd.  
1-Ran for De Jesus in the 9th.

**BATTING**

**2B:** Blash (9, Longpre).  
**TB:** Yepez; De Jesus; Blash 2; Wood.  
**RBI:** Agudelo (18), Blash (32).  
**Runners left in scoring position, 2 out:** Melendres; Gonzalez.  
**GIDP:** De Jesus.  
**Team RISP:** 0-for-6.  
**Team LOB:** 4.

**BASERUNNING**

**CS:** Melendres (5, 2nd base by Syndergaard/Rankin).

**BATTING**

**2B:** Salas, R (9, Hunter).  
**HR:** Burns (1, 2nd inning off DiRocco, 0 on, 0 out).  
**TB:** Jones, J 2; Baligod; Patterson; Salas, R 2; Burns 4; Opitz 2.  
**RBI:** Burns (4), Opitz (22).  
**2-out RBI:** Opitz.  
**Runners left in scoring position, 2 out:** Salas, R; Berti; Baligod; Rankin; Patterson.  
**Team RISP:** 1-for-8.  
**Team LOB:** 8.

**BASERUNNING**

**CS:** Opitz (2, 2nd base by DiRocco/Gonzalez).

**FIELDING**

**E:** Rankin (5, throw), Burns (5, throw), Baligod (3, fielding).  
**DP:** (Brown-Opitz-Patterson).

Everett	IP	H	R	ER	BB	SO	HR	ERA	Vancouver	IP	H	R	ER	BB	SO	HR	ERA
DiRocco	4.2	5	1	1	2	1	1	3.98	Syndergaard	5.0	0	0	0	2	8	0	2.00
Hunter	2.1	3	1	1	1	2	0	0.73	Brown (BS, 1)	2.1	2	2	0	0	2	0	4.71
Griffin (W, 3-0)	2.0	0	0	0	0	2	0	2.51	Longpre (L, 4-3)	1.2	2	1	1	0	1	0	1.62
Totals	9.0	8	2	2	3	5	1	4.00	Totals	9.0	4	3	1	2	11	0	3.71

**WP:** DiRocco, Syndergaard, Brown.  
**Groundouts-flyouts:** DiRocco 3-7, Hunter 4-1, Griffin 3-1, Syndergaard 6-1, Brown 5-1, Longpre 1-2.  
**Batters faced:** DiRocco 20, Hunter 11, Griffin 6, Syndergaard 17, Brown 10, Longpre 7.  
**Inherited runners-scored:** Hunter 2-0, Longpre 1-0.  
**Umpires:** HP: JJ January. 1B: Derek Eaton. 2B: . 3B: .  
**Weather:** 71 degrees, clear.  
**Wind:** 5 mph, Varies.  
**T:** 2:32.  
**Att:** 5,157.



Bluefield Blue Jays (33-23) 2, Burlington Royals (20-36) 1  
August 18, 2011

	1	2	3	4	5	6	7	8	9	R	H	E
Burlington	0	1	0	0	0	x	x	x	x	1	2	1
Bluefield	1	0	0	0	1	x	x	x	x	2	6	0

Burlington	AB	R	H	RBI	BB	SO	LOB	AVG	Bluefield	AB	R	H	RBI	BB	SO	LOB	AVG
Adams, CF	2	0	0	0	0	2	0	.301	Pompey, CF	2	1	1	0	0	1	0	.233
Trapp, J, 2B	2	0	1	0	0	1	0	.282	Mooney, SS	3	0	2	1	0	0	1	.313
Antonio, SS	2	0	0	0	0	0	1	.270	Fermin, 3B	1	0	0	1	0	1	1	.264
Watts, 1B	2	0	0	0	0	2	1	.242	Charles, 1B	2	0	1	0	0	0	0	.238
Bonifacio, RF	1	1	0	0	1	0	0	.286	Pillar, RF	2	0	1	0	0	0	1	.323
Swab, C	2	0	1	0	0	1	0	.247	Hawkins, LF	1	0	0	0	1	0	1	.307
Bringas, 3B	2	0	0	0	0	1	2	.234	Pierre, DH	1	0	0	0	0	1	1	.250
Howard, A, LF	1	0	0	1	0	1	0	.153	a-Melendez, PH-DH	1	0	0	0	0	1	1	.000
Rodriguez, Js, DH	2	0	0	0	0	0	1	.261	Arcila, 2B	2	1	1	0	0	0	0	.240
Murray, P	0	0	0	0	0	0	0	.000	Munoz, A, C	1	0	0	0	0	0	0	.211
Totals	16	1	2	1	1	8	5	.253	Jaye, P	0	0	0	0	0	0	0	.000
									Totals	16	2	6	2	1	4	6	.258

a-Struck out for Pierre in the 4th.

**BATTING**

TB: Trapp, J; Swab.  
RBI: Howard, A (4).  
Runners left in scoring position, 2 out: Rodriguez, Js.  
SAC: Howard, A.  
Team RISP: 0-for-2.  
Team LOB: 2.

**FIELDING**

E: Murray (3, pickoff).  
DP: (Swab).

**BATTING**

2B: Charles (16, Murray), Mooney (7, Murray).  
TB: Pompey; Mooney 3; Charles 2; Pillar; Arcila.  
RBI: Fermin (26), Mooney (9).  
Runners left in scoring position, 2 out: Pillar; Fermin; Melendez.  
SAC: Munoz, A.  
SF: Fermin.  
Team RISP: 1-for-6.  
Team LOB: 5.

**BASERUNNING**

SB: Pompey (4, 2nd base off Murray/Swab), Pillar (5, 2nd base off Murray/Swab).

Burlington	IP	H	R	ER	BB	SO	HR	ERA	Bluefield	IP	H	R	ER	BB	SO	HR	ERA
Murray (L, 2-4)	4.1	6	2	2	1	4	0	3.40	Jaye (W, 3-3)	5.0	2	1	1	1	8	0	2.87
Totals	4.1	6	2	2	1	4	0	5.11	Totals	5.0	2	1	1	1	8	0	3.83

HBP: Pompey (by Murray).  
Groundouts-flyouts: Murray 3-4, Jaye 3-2.  
Batters faced: Murray 20, Jaye 18.  
Umpires: HP: Taylor Sampsell. 1B: Junior Valentine. 2B: . 3B: .  
Weather: 88 degrees, cloudy.  
Wind: 5 mph, R to L.  
T: 1:23 (:50 delay).  
Att: 846.

GCL Blue Jays (23-27) 5, GCL Pirates (29-23) 1  
August 18, 2011

	1	2	3	4	5	6	7	8	9	R	H	E
GCL Pirates	1	0	0	0	0	0	x	x	x	1	3	0
GCL Blue Jays	1	0	0	4	0	x	x	x	x	5	6	3

GCL Pirates	AB	R	H	RBI	BB	SO	LOB	AVG	GCL Blue Jays	AB	R	H	RBI	BB	SO	LOB	AVG
Hanson, SS	3	1	1	0	0	0	0	.269	Vega-Rosado, 2B	2	1	1	0	1	0	0	.313
Bishop, 2B	3	0	1	0	0	0	3	.164	Anderson, RF	1	1	0	0	1	1	1	.250
Farrell, 3B	2	0	1	1	1	0	0	.143	Thon, SS	3	0	1	1	0	2	3	.252
Garcia, W, DH	2	0	0	0	0	1	1	.269	Arce, DH	2	0	0	0	1	0	3	.273
Cayones, LF	2	0	0	0	0	1	1	.250	Conner, 3B	3	0	1	1	0	1	2	.281
Nivar, G, CF	2	0	0	0	0	0	1	.245	Rodriguez, AI, C	2	1	1	0	1	0	2	.250
Lakind, 1B	2	0	0	0	0	0	0	.150	Hernandez, Y, 1B	3	1	1	0	0	2	1	.156
Urena, Lu, RF	2	0	0	0	0	0	0	.250	Garcia, M, CF	3	1	1	3	0	0	1	.211
Hornback, C	2	0	0	0	0	1	1	.225	Gomez, A, LF	2	0	0	0	0	1	0	.245
Neverauskas, P	0	0	0	0	0	0	0	.000	Thompson, P	0	0	0	0	0	0	0	.000
Mateo, P	0	0	0	0	0	0	0	.000	Webb, P	0	0	0	0	0	0	0	.000
Totals	20	1	3	1	1	3	7	.259	Totals	21	5	6	5	4	7	13	.260

**BATTING**

**TB:** Hanson; Bishop; Farrell.

**RBI:** Farrell (2).

**Runners left in scoring position, 2 out:** Nivar, G.

**GIDP:** Bishop.

**Team RISP:** 0-for-5.

**Team LOB:** 4.

**BASERUNNING**

**SB:** Hanson (21, 2nd base off Thompson/Rodriguez, AI), Farrell (1, 2nd base off Thompson/Rodriguez, AI).

**BATTING**

**2B:** Hernandez, Y (4, Neverauskas), Thon (3, Mateo).

**HR:** Garcia, M (1, 4th inning off Neverauskas, 2 on, 0 out).

**TB:** Vega-Rosado; Thon 2; Conner; Rodriguez, AI; Hernandez, Y 2; Garcia, M 4.

**RBI:** Conner (21), Garcia, M 3 (5), Thon (15).

**2-out RBI:** Conner; Thon.

**Runners left in scoring position, 2 out:** Rodriguez, AI; Conner; Arce.

**Team RISP:** 2-for-8.

**Team LOB:** 6.

**BASERUNNING**

**SB:** Vega-Rosado 2 (22, 2nd base off Neverauskas/Hornback, 3rd base off Neverauskas/Hornback), Anderson (1, 2nd base off Neverauskas/Hornback).

**FIELDING**

**E:** Hernandez, Y (2, fielding), Thompson (2, throw), Conner (9, throw).

**DP:** (Thon-Vega-Rosado-Hernandez, Y).

GCL Pirates	IP	H	R	ER	BB	SO	HR	ERA	GCL Blue Jays	IP	H	R	ER	BB	SO	HR	ERA
Neverauskas (L, 3-1)	3.2	4	4	4	3	5	1	2.95	Thompson (W, 1-1)	4.0	1	1	0	1	3	0	3.32
Mateo	1.1	2	1	1	1	2	0	5.86	Webb	1.1	2	0	0	0	0	0	0.00
Totals	5.0	6	5	5	4	7	1	4.75	Totals	5.1	3	1	0	1	3	0	5.21

**WP:** Webb.

**HBP:** Anderson (by Neverauskas).

**Groundouts-flyouts:** Neverauskas 2-3, Mateo 2-0, Thompson 5-3, Webb 1-3.

**Batters faced:** Neverauskas 19, Mateo 7, Thompson 15, Webb 6.

**Umpires:** HP: Jason Starkovich. 1B: Nick Garvey. 2B: . 3B: .

**Weather:** 90 degrees, partly cloudy.

**Wind:** 4 mph, In from RF.

**T:** 1:28 (:30 delay).

Choose a highlighted category to sort. NOTE: Rate stats do not use qualifiers.

		GI																				---GAMES BY POSITION---								
BATTERS		AVG	G	AB	R	H	2B	3B	HR	RBI	TB	BB	IBB	SO	SB	CS	OBP	SLG	OPS	SF	SAC	HBP	DP	1B	2B	3B	SS	OF	C	E
*	Budde, Ryan	.234	52	167	29	39	7	1	7	25	69	23	0	55	1	2	.332	.413	.745	3	0	3	6	1	2	0	0	0	49	6
*	Cooper, David	.371	10	399	70	148	46	0	9	87	221	57	5	36	1	2	.445	.554	.999	6	0	1	12	92	0	0	0	0	6	
	Diaz, Jonathan	.297	19	64	9	19	3	0	1	10	25	15	0	15	2	1	.425	.391	.816	1	0	0	1	0	6	0	13	0	2	
#	Dominguez, Oliver	.200	2	5	1	1	1	0	0	1	2	0	0	1	0	0	.200	.400	.600	0	0	0	0	0	2	0	0	0	0	
	Gomes, Yan	.214	4	14	1	3	1	0	0	1	4	1	0	4	0	0	.267	.286	.552	0	0	0	1	0	0	0	0	4	1	
	Hechavarria, Adeiny	.517	7	29	6	15	3	0	0	2	18	3	0	3	0	1	.563	.621	1.18	0	0	0	1	0	0	0	7	0	1	
*	Howard, Kevin	.291	35	127	20	37	2	0	5	18	54	9	1	19	3	3	.382	.521	.963	0	0	0	3	0	2	26	0	0	8	
*	Jeroloman, Brian	.241	77	266	29	64	9	0	2	25	79	36	0	70	3	3	.333	.297	.630	2	5	2	4	0	0	0	0	76	9	
	Lane, Jason	.299	53	187	34	56	15	0	6	32	89	23	0	30	0	2	.371	.476	.847	3	0	0	4	4	0	0	0	28	0	0
*	Lawrie, Brett	.353	69	292	64	103	24	6	18	61	193	26	0	53	13	2	.415	.661	1.07	1	4	6	3	0	0	68	0	0	16	
*	Loewen, Adam	.310	11	455	72	141	42	3	16	79	237	54	2	116	9	7	.382	.521	.963	2	1	0	10	19	0	0	93	0	10	
	Mastroianni, Darin	.277	63	253	52	70	18	5	1	18	101	34	0	45	13	6	.365	.399	.764	0	3	1	4	0	0	0	59	0	2	
	Mayorson, Manny	.316	83	282	53	89	12	1	3	47	112	29	0	24	15	7	.378	.397	.775	3	5	1	12	0	70	0	9	0	7	
	McCoy, Mike	.311	38	148	33	46	6	0	2	20	58	33	0	23	14	5	.440	.392	.831	0	4	1	3	0	3	0	25	10	7	
*	Nanita, Ricardo	.351	34	131	25	46	8	0	6	23	72	11	1	12	4	4	.396	.550	.945	2	1	0	5	0	0	0	20	0	0	
*	Nix, Jayson	.266	26	109	19	29	9	2	4	18	54	8	0	24	2	0	.333	.495	.829	0	0	3	4	0	2	9	8	5	0	1
*	Perales, Danny	.305	51	177	25	54	12	2	1	29	73	9	0	27	2	0	.330	.412	.742	7	0	1	3	0	0	0	42	0	2	
*	Podsednik, Scott	.254	14	59	12	15	2	2	0	6	21	10	0	9	3	0	.366	.356	.722	1	0	1	1	0	0	0	13	0	0	
#	Romero, Niuman	.160	8	25	1	4	0	0	0	0	4	2	0	9	2	0	.222	.160	.382	0	1	0	0	0	6	0	1	0	0	
	Shealy, Ryan	.260	50	181	29	47	11	0	7	39	79	27	1	53	0	1	.368	.436	.804	0	0	4	4	12	0	0	0	0	0	
*	Snider, Travis	.340	58	238	47	81	22	2	4	42	119	25	2	41	12	1	.408	.500	.908	1	0	3	4	0	0	0	45	0	5	
	Stansberry, Craig	.303	18	66	9	20	3	0	2	14	29	7	1	16	3	1	.360	.439	.799	2	0	0	1	0	8	9	1	0	4	
*	Thames, Eric	.352	53	210	38	74	25	4	7	45	128	23	5	41	5	2	.423	.610	1.03	3	0	5	4	0	0	0	52	0	3	
2*	Vazquez, Ramon	.288	20	80	9	23	1	1	1	14	29	10	0	8	1	0	.367	.363	.729	0	0	0	2	0	7	0	13	0	4	
1*	Wise, Dewayne	.338	31	133	28	45	10	3	4	19	73	6	1	21	8	3	.382	.549	.931	1	0	4	3	0	0	0	21	0	0	
	Woodward, Chris	.296	97	379	60	112	31	2	11	60	180	36	0	65	4	1	.353	.475	.828	6	1	1	11	0	24	16	52	0	19	
	Team Total	.309	12	4476	775	1381	32	34	117	735	2123	517	19	820	120	54	.381	.474	.856	44	25	37	10						122	

PITCHERS		W	L	ERA	G	GS	CG	SHO	SV	SVO	IP	H	R	ER	HR	HB	BB	IBB	SO	BK	WP	GO/AO	DP	WHIP	AVG	AB	TBF	SF	GF	HLD
	Abreu, Winston	6	5	4.06	47	0	0	0	0	1	57.2	52	30	26	11	1	31	1	63	0	5	0.75	0	1.44	.237	219	254	3	16	6
	Beck, Chad	2	2	5.34	5	5	0	0	0	0	28.2	40	21	17	4	1	13	0	14	0	1	0.77	5	1.85	.328	122	137	1	0	0
	Boone, Randy	1	0	1.00	2	2	0	0	0	0	9.0	6	3	1	0	2	1	0	7	0	0	0.82	1	0.78	.182	33	36	0	0	0
*	Budde, Ryan	0	0	0.00	1	0	0	0	0	0	1.0	1	0	0	0	0	1	0	2	0	0	1.00	0	2.00	.250	4	5	0	0	0
*	Cecil, Brett	8	2	5.26	12	12	2	1	0	0	78.2	89	51	46	15	0	24	0	63	0	1	1.07	10	1.44	.283	314	345	3	0	0
*	Collazo, Willie	1	2	4.98	14	6	0	0	0	0	47.0	52	28	26	5	2	14	0	26	0	0	1.12	6	1.40	.289	180	198	1	2	1
	Cordero, Chad	0	2	8.66	9	2	0	0	0	0	17.2	23	17	17	5	1	9	0	7	0	1	0.91	3	1.81	.329	70	82	2	5	0
	Drabek, Kyle	3	2	6.55	11	11	1	0	0	0	55.0	82	48	40	8	1	28	0	33	2	6	1.52	9	2.00	.355	231	265	3	0	0
	Everts, Clint	0	0	6.00	9	0	0	0	0	0	15.0	21	11	10	3	0	8	1	12	0	3	1.07	3	1.93	.344	61	72	2	4	0
T	Farquhar, Danny	4	4	5.16	43	0	0	0	10	13	45.1	54	29	26	4	4	18	0	39	0	1	1.42	5	1.59	.295	183	207	1	34	3
	Farquhar, Danny	4	4	4.39	47	0	0	0	11	14	53.1	61	30	26	4	6	21	1	48	0	1	1.61	5	1.54	.286	213	243	1	35	3
	Gaudin, Chad	1	0	3.38	2	2	0	0	0	0	8.0	8	3	3	0	0	2	0	3	0	0	1.86	1	1.25	.258	31	33	0	0	0
*	Gonzalez, Reidier	2	3	11.69	5	5	0	0	0	0	22.1	45	29	29	3	0	13	0	9	0	1	1.32	5	2.60	.441	102	118	2	0	0
*	Henn, Sean	3	2	2.78	39	0	0	0	3	5	55.0	52	19	17	2	0	25	0	52	0	4	1.39	4	1.40	.250	208	239	4	10	5
*	Hinckley, Mike	0	0	5.68	5	0	0	0	0	0	6.1	7	5	4	0	1	3	0	4	0	0	2.50	3	1.58	.292	24	29	1	2	1
	Janssen, Casey	0	0	0.00	1	0	0	0	0	0	2.0	1	0	0	0	0	0	0	3	0	0	0.50	0	0.50	.143	7	7	0	0	1
	Johnson, David	0	0	0.00	1	0	0	0	0	0	1.0	0	0	0	0	0	0	0	2	0	0	0.00	0	0.00	.000	3	3	0	0	0
	Korecky, Bobby	1	0	0.82	7	0	0	0	1	1	11.0	4	1	1	0	0	5	0	9	0	1	0.64	1	0.82	.114	35	41	0	3	2
	LaMura, B.J.	0	0	67.50	2	0	0	0	0	0	2.0	11	15	15	3	0	5	0	1	0	1	3.00	0	8.00	.688	16	21	0	0	0
*	Lane, Jason	0	0	5.73	5	0	0	0	0	0	11.0	17	7	7	0	0	2	0	11	0	1	0.57	0	1.73	.340	50	52	0	4	0
*	Ledezma, Wil	1	1	4.50	36	0	0	0	3	4	48.0	49	32	24	6	2	19	0	64	0	7	1.05	1	1.42	.249	197	220	1	9	8
*	Lewis, Rommie	3	3	6.60	42	0	0	0	4	8	58.2	71	47	43	10	0	29	0	50	0	7	1.24	4	1.70	.296	240	273	3	19	3
	Litsch, Jesse	1	2	8.16	6	6	0	0	0	0	28.2	41	26	26	5	3	11	0	27	3	4	1.39	4	1.81	.333	123	137	0	0	0
*	MacDonald, Mike	6	6	6.79	26	17	1	1	0	0	111.1	166	87	84	8	14	32	0	51	1	4	1.61	18	1.78	.355	468	524	6	2	0
*	Mills, Brad	9	7	3.99	20	20	1	0	0	0	130.2	133	61	58	15	4	35	0	114	1	6	0.85	10	1.29	.267	499	548	6	0	0
*	Perales, Danny	0	0	0.00	2	0	0	0	0	0	2.0	2	0	0	0	0	1	0	3	0	0	2.00	1	1.50	.286	7	8	0	2	0
*	Perez, Luis	2	2	4.60	8	8	0	0	0	0	45.0	37	23	23	5	3	23	0	43	0	3	2.32	8	1.33	.230	161	189	0	0	0
	Pino, Yohan	0	0	10.80	1	0	0	0	0	0	1.2	2	2	2	0	0	2	0	0	0	0	0.25	0	2.40	.286	7	9	0	0	0
	Ray, Robert	1	3	7.22	6	6	0	0	0	0	33.2	41	30	27	9	2	7	0	30	0										

New Hampshire Fisher Cats

Individual Statistics As of: 08/18/2011 02:59 PM EDT

W-L Record: 69-55

Choose a highlighted category to sort. NOTE: Rate stats do not use qualifiers.

		GI																				---GAMES BY POSITION---								
BATTERS		AVG	G	AB	R	H	2B	3B	HR	RBI	TB	BB	IBB	SO	SB	CS	OBP	SLG	OPS	SF	SAC	HBP	DP	1B	2B	3B	SS	OF	C	E
*	<u>Bowen, Joe</u>	.000	4	4	1	0	0	0	0	0	0	1	0	1	0	0	.200	.000	.200	0	0	0	0	0	0	0	0	0	3	0
1	<u>Calderone, Adam</u>	.171	10	35	1	6	2	1	1	8	13	3	0	7	1	0	.231	.371	.602	1	0	0	0	0	0	0	8	0	0	
#	<u>Crabbe, Callix</u>	.260	57	173	24	45	6	1	7	29	74	25	0	23	5	7	.353	.428	.781	2	5	1	5	0	41	3	0	0	2	
	<u>d'Arnaud, Travis</u>	.324	10	370	66	120	31	1	18	65	207	31	1	84	2	1	.389	.559	.948	0	0	8	4	0	0	0	0	86	5	
	<u>Davis, Rajai</u>	.300	4	10	1	3	1	0	0	0	4	2	0	2	0	2	.500	.400	.900	0	0	2	0	0	0	0	4	0	0	
	<u>Diaz, Jonathan</u>	.253	52	162	19	41	8	0	1	15	52	24	0	36	5	5	.366	.321	.687	0	4	5	4	0	37	5	11	0	3	
#	<u>Dominguez, Oliver</u>	.000	2	4	0	0	0	0	0	0	0	0	0	1	0	0	.000	.000	.000	0	0	0	1	0	1	1	0	0	1	
	<u>Gomes, Yan</u>	.256	63	215	26	55	14	0	11	37	102	21	1	58	0	0	.326	.474	.801	3	0	3	7	15	0	0	0	37	6	
*	<u>Gose, Anthony</u>	.255	12	444	70	113	17	6	13	50	181	54	0	133	54	15	.346	.408	.754	1	2	9	3	0	0	0	12	0	3	
*	<u>Hechavarria, Adeiny</u>	.235	11	464	58	109	22	6	6	46	161	25	2	78	19	13	.275	.347	.622	6	4	3	8	0	0	0	111	0	11	
*	<u>Howard, Kevin</u>	.333	7	24	2	8	1	0	0	7	9	4	0	6	0	1	.400	.375	.775	2	0	0	0	0	1	4	2	0	1	
	<u>Jackson, Justin</u>	.212	28	85	11	18	6	1	1	6	29	8	0	26	2	0	.280	.341	.621	0	2	0	1	0	2	0	21	0	1	
	<u>Mastroianni, Darin</u>	.254	44	169	29	43	8	3	1	13	60	22	2	24	14	3	.342	.355	.697	3	2	2	1	0	0	0	44	0	2	
#	<u>McDade, Mike</u>	.288	0	430	66	124	37	0	15	71	206	23	1	95	0	1	.329	.479	.808	4	0	5	8	105	0	0	0	0	7	
*	<u>Murphy, Jack</u>	.167	3	6	0	1	0	0	0	0	1	2	0	2	0	0	.375	.167	.542	0	0	0	0	0	0	0	0	3	0	
*	<u>Nanita, Ricardo</u>	.299	58	201	25	60	11	1	3	23	82	11	0	24	9	0	.341	.408	.749	2	0	3	4	0	0	0	11	0	0	
*	<u>Perales, Danny</u>	.200	19	70	6	14	1	0	2	10	21	7	0	10	2	1	.278	.300	.578	1	0	1	2	0	0	0	17	0	0	
	<u>Sierra, Moises</u>	.269	11	431	71	116	17	2	17	58	188	36	2	80	12	12	.340	.436	.776	3	0	12	8	0	0	0	11	0	4	
	<u>Sobolewski, Mark</u>	.266	10	353	41	94	16	0	6	45	128	30	1	85	0	0	.325	.363	.687	3	3	2	10	0	0	91	0	0	10	
	<u>Stansberry, Craig</u>	.200	57	140	24	28	9	0	3	14	46	23	0	44	6	4	.324	.329	.652	3	0	4	1	12	12	26	0	0	3	
#	<u>Tolisano, John</u>	.219	96	292	38	64	20	1	9	37	113	40	0	89	6	3	.315	.387	.702	3	0	2	3	0	34	1	0	43	0	7
	Team Total	.260	12	4082	579	1062	22	23	114	534	1677	392	10	908	137	68	.332	.411	.742	37	22	62	70						80	
PITCHERS		W	L	ERA	G	GS	CG	SHO	SV	SVO	IP	H	R	ER	HR	HB	BB	IBB	SO	BK	WP	GO/AO	DP	WHIP	AVG	AB	TBF	SF	GF	HLD
	<u>Alvarez, Henderson</u>	8	4	2.86	15	14	1	0	0	0	88.0	81	31	28	7	4	17	0	66	0	1	1.64	11	1.11	.245	331	353	1	0	0
	<u>Beck, Chad</u>	7	4	3.69	22	14	0	0	0	0	95.0	92	41	39	7	3	28	0	70	0	2	0.77	9	1.26	.258	357	393	4	5	2
*	<u>Carreno, Joel</u>	7	9	3.41	24	23	0	0	0	0	134.2	100	56	51	12	12	68	0	152	3	16	0.75	8	1.25	.208	480	563	1	0	0
*	<u>Collazo, Willie</u>	1	0	0.00	1	1	0	0	0	0	5.2	2	0	0	0	0	0	0	4	0	0	0.44	0	0.35	.105	19	19	0	0	0
*	<u>Crawford, Evan</u>	3	4	3.50	39	0	0	0	2	3	43.2	42	20	17	3	1	19	1	49	0	0	2.39	5	1.40	.258	163	189	2	12	7
	<u>Daly, Matt</u>	4	0	6.25	29	0	0	0	0	1	36.0	39	26	25	2	3	28	1	29	0	5	1.14	3	1.86	.275	142	176	2	10	2
	<u>Etheridge, Wes</u>	0	0	4.50	2	0	0	0	0	2	4.0	5	3	2	0	0	2	0	1	0	0	9.00	0	1.75	.313	16	18	0	0	0
	<u>Everts, Clint</u>	0	1	2.70	35	0	0	0	5	5	43.1	30	17	13	2	1	17	0	51	0	7	0.95	4	1.08	.192	156	175	0	16	6
*	<u>Farina, Alan</u>	2	1	1.56	17	0	0	0	6	6	17.1	15	3	3	2	0	7	0	16	0	2	0.50	0	1.27	.224	67	74	0	15	0
*	<u>Gailey, Frank</u>	1	4	7.25	15	0	0	0	0	1	22.1	25	19	18	4	1	7	3	18	0	1	0.67	0	1.43	.291	86	101	3	8	1
	<u>Garcia, Dumas</u>	0	0	3.00	2	0	0	0	0	0	3.0	2	2	1	0	0	1	0	2	0	0	1.33	1	1.00	.200	10	12	1	1	0
*	<u>Gonzalez, Reidier</u>	7	1	3.12	22	11	0	0	0	0	89.1	99	39	31	1	1	21	2	48	0	3	1.30	6	1.34	.288	344	374	3	0	1
*	<u>Hinckley, Mike</u>	1	0	5.68	18	0	0	0	0	0	12.2	11	9	8	1	0	7	1	8	2	2	0.67	0	1.42	.224	49	56	0	5	2
	<u>Janssen, Casey</u>	0	0	0.00	5	0	0	0	0	0	5.0	1	0	0	0	0	1	0	7	0	0	3.00	0	0.40	.063	16	17	0	0	0
	<u>Jenkins, Chad</u>	5	5	4.08	13	13	1	0	0	0	81.2	78	39	37	6	2	26	0	53	0	9	1.30	8	1.27	.253	308	341	5	0	0
	<u>Korecky, Bobby</u>	3	2	2.34	31	0	0	0	10	11	34.2	26	9	9	2	2	9	1	35	0	0	1.39	4	1.01	.205	127	139	0	28	1
	<u>LaMura, B.J.</u>	5	5	3.89	27	11	0	0	0	1	81.0	67	38	35	5	2	40	0	73	2	3	0.83	3	1.32	.226	297	343	4	7	0
	<u>Litsch, Jesse</u>	0	0	1.04	2	2	0	0	0	0	8.2	6	1	1	0	1	0	0	9	0	1	0.78	0	0.69	.194	31	32	0	0	0
	<u>McGowan, Dustin</u>	0	0	0.00	2	2	0	0	0	0	8.0	5	0	0	0	0	3	0	7	0	0	2.50	2	1.00	.192	26	29	0	0	0
	<u>McGuire, Deck</u>	2	1	4.82	3	3	1	0	0	0	18.2	19	10	10	4	1	7	0	19	0	3	1.92	2	1.39	.264	72	81	0	0	0
	<u>Molina, Nestor</u>	1	0	0.82	2	2	0	0	0	0	11.0	6	1	1	0	0	1	0	17	0	2	1.29	1	0.64	.158	38	40	0	0	0
	<u>Perkins, Vince</u>	0	0	10.12	3	0	0	0	0	0	2.2	5	3	3	1	0	5	0	0	0	2	3.00	0	3.75	.417	12	18	0	0	0
T	<u>Pino, Yohan</u>	3	6	4.19	32	6	0	0	0	3	68.2	64	34	32	12	2	12	0	77	0	3	0.95	4	1.11	.242	264	278	0	8	5
	<u>Pino, Yohan</u>	3	6	4.11	34	6	0	0	0	3	70.0	66	34	32	12	2	12	0	79	0	3	0.94	4	1.11	.245	269	283	0	10	5
	<u>Ray, Robert</u>	1	2	6.27	6	6	0	0	0	0	33.0	32	26	23	4	1	17	0	29	0	1	1.24	3	1.48	.256	125	144	1	0	0
	<u>Stewart, Zach</u>	5	5	4.20	16	16	1	0	0	0	94.1	106	49	44	6	1	27	0	74	1	3	1.17	10	1.41	.286	371	403	2	0	0
	<u>Uviedo, Ronald</u>	3	1	4.28	24	0	0	0	1	2	33.2	35	16	16	2	0	13	0	39	1	3	0.64	2	1.43	.267	131	146	2	5	2
	Team Total	69	55	3.74	124	124	4	11	24	35	1076.	993	492	447	83	38	383	9	953	9	69	1.36	86	1.28	.246	4038	4514	31	120	29

KEY: \* - lefthanded hitter/pitcher, # - switch hitter



Lansing Lugnuts

Individual Statistics As of: 08/19/2011 10:48 AM

W-L Record: 66-53

Choose a highlighted category to sort. NOTE: Rate stats do not use qualifiers.

	BATTERS	AVG	G	AB	R	H	2B	3B	HR	RBI	TB	BB	IBB	SO	SB	CS	OBP	SLG	OPS	SF	SAC	GI		---GAMES BY POSITION---									
																						HBP	DP	1B	2B	3B	SS	OF	C	E			
*	<u>Boike, Eli</u>	.250	14	48	6	12	3	1	0	6	17	8	0	16	2	0	.351	.354	.705	1	0	0	0	0	0	0	0	0	0	0	10	0	0
*	<u>Bowen, Joe</u>	.333	4	12	3	4	1	0	0	4	5	2	0	4	0	0	.429	.417	.845	0	0	0	1	0	0	0	0	0	0	4	1	0	
	<u>Brisker, Markus</u>	.233	82	305	60	71	17	3	4	25	106	43	1	99	24	7	.344	.348	.691	1	0	9	2	0	0	0	0	0	56	0	4		
	<u>Crouse, Michael</u>	.266	96	353	71	94	26	5	13	54	169	39	2	108	37	8	.351	.479	.829	4	0	9	7	0	0	0	0	84	0	5			
#	<u>Dominguez, Oliver</u>	.219	82	269	51	59	11	6	2	33	88	46	0	62	12	6	.335	.327	.663	2	1	2	3	0	50	23	6	4	0	22			
*	<u>Durham, Lance</u>	.181	49	155	20	28	11	0	4	28	51	21	0	53	2	0	.275	.329	.604	2	0	0	3	6	0	0	0	0	0	1			
	<u>Fuenmayor, Balbino</u>	.287	29	94	10	27	5	1	0	11	34	8	0	19	0	1	.346	.362	.708	1	0	1	6	3	0	23	0	0	0	5			
*	<u>Hobson, K.C.</u>	.265	11	411	57	109	22	1	3	49	142	57	0	64	1	0	.356	.345	.701	2	0	2	9	108	0	0	0	0	0	0	21		
	<u>Hurtado, Luis</u>	.313	4	16	0	5	0	0	0	4	5	0	0	3	0	0	.313	.313	.625	0	0	0	0	0	0	0	0	0	0	3	0		
	<u>Jones, Jonathan</u>	.256	25	86	17	22	4	1	1	11	31	12	0	14	5	4	.363	.360	.723	1	0	3	0	0	1	0	0	17	0	0			
	<u>Knecht, Marcus</u>	.289	10	384	68	111	31	3	13	70	187	57	3	105	2	3	.388	.487	.875	8	0	10	4	0	0	0	96	0	6				
	<u>Marisnick, Jake</u>	.318	10	399	58	127	21	6	12	71	196	40	3	80	32	8	.392	.491	.883	4	0	11	9	0	0	0	93	0	2				
*	<u>Murphy, Jack</u>	.213	40	122	10	26	7	0	1	20	36	19	0	37	0	2	.322	.295	.617	1	0	1	2	1	0	0	0	34	4				
	<u>Namba, Bryson</u>	.193	80	259	35	50	12	2	6	32	84	32	0	95	1	0	.293	.324	.618	3	0	6	11	2	1	76	0	0	0	19			
	<u>Nolan, Kevin</u>	.319	24	91	20	29	6	0	3	19	44	12	0	15	2	1	.396	.484	.880	2	0	1	2	0	13	3	11	0	0	3			
	<u>Nuzzo, Matt</u>	.246	52	199	23	49	12	1	3	24	72	24	1	52	2	0	.326	.362	.688	3	0	1	1	0	50	0	0	0	0	7			
	<u>Pena, Garis</u>	.208	63	231	24	48	10	1	5	21	75	5	0	65	2	2	.225	.325	.550	3	0	1	8	0	11	0	54	0	0	13			
	<u>Perez, Carlos</u>	.267	82	333	53	89	15	5	3	39	123	33	1	64	6	2	.332	.369	.701	6	1	2	7	0	0	0	0	0	79	10			
	<u>Pierre, Gustavo</u>	.187	56	187	25	35	4	2	2	18	49	13	0	52	6	3	.244	.262	.506	0	1	1	7	0	0	53	0	0	36				
	Team Total	.252	11	3954	611	995	21	38	75	539	1514	471	11	100	136	47	.337	.383	.720	44	3	60	82							178			
	<b>PITCHERS</b>	<b>W</b>	<b>L</b>	<b>ERA</b>	<b>G</b>	<b>GS</b>	<b>CG</b>	<b>SHO</b>	<b>SV</b>	<b>SVO</b>	<b>IP</b>	<b>H</b>	<b>R</b>	<b>ER</b>	<b>HR</b>	<b>HB</b>	<b>BB</b>	<b>IBB</b>	<b>SO</b>	<b>BK</b>	<b>WP</b>	<b>GO/AODP</b>	<b>WHIP</b>	<b>AVG</b>	<b>AB</b>	<b>TBF</b>	<b>SF</b>	<b>GF</b>	<b>HLD</b>				
*	<u>Anderson, John</u>	1	1	3.52	5	5	0	0	0	0	15.1	13	8	6	0	2	6	0	14	0	2	1.75	1	1.24	.217	60	68	0	0	0			
	<u>Antolin, Dustin</u>	2	2	5.16	17	0	0	0	0	2	22.2	23	17	13	1	1	12	0	25	0	2	2.25	2	1.54	.271	85	101	1	1	5			
	<u>Barnes, Danny</u>	4	1	2.14	37	2	0	0	10	11	59.0	36	17	14	2	2	14	2	88	0	3	0.82	4	0.85	.170	212	229	0	20	3			
	<u>Berl, Brandon</u>	3	4	2.72	24	0	0	0	1	4	39.2	43	20	12	3	3	7	1	31	0	3	1.68	4	1.26	.265	162	175	0	15	3			
	<u>Diaz, Misaul</u>	1	3	5.63	12	7	0	0	0	0	38.1	41	33	24	5	3	24	0	33	1	6	1.34	1	1.70	.266	154	183	2	1	1			
	<u>Escalante, Alesone</u>	0	0	4.26	7	0	0	0	0	0	12.2	15	6	6	1	0	6	0	11	1	2	1.40	1	1.66	.313	48	56	1	2	1			
	<u>Fields, Matt</u>	0	0	0.00	1	0	0	0	0	0	2.0	1	1	0	0	0	1	0	0	0	0	1.67	0	1.00	.125	8	10	0	0	0			
	<u>Gracey, Scott</u>	4	1	1.44	15	0	0	0	0	1	25.0	13	4	4	1	0	5	0	27	0	1	1.09	2	0.72	.148	88	93	0	8	4			
	<u>Griffith, Shawn</u>	4	0	4.23	20	0	0	0	0	1	27.2	22	15	13	2	0	23	1	28	0	8	1.00	3	1.63	.218	101	127	1	10	2			
	<u>Hutchison, Drew</u>	6	2	2.63	14	14	0	0	0	0	72.0	68	29	21	1	3	19	0	84	0	2	1.39	7	1.21	.245	277	303	2	0	0			
	<u>Jensen, Tucker</u>	0	0	5.40	1	1	0	0	0	0	5.0	4	3	3	0	1	1	0	3	0	0	4.50	1	1.00	.222	18	20	0	0	0			
	<u>Lawrence, Casey</u>	10	8	3.11	21	20	2	0	0	0	118.2	118	55	41	7	1	21	0	93	2	1	1.91	7	1.17	.255	462	492	6	0	0			
	<u>Liebel, Andrew</u>	2	0	2.38	2	2	0	0	0	0	11.1	7	4	3	0	1	3	0	10	0	0	1.78	0	0.88	.171	41	46	0	0	0			
	<u>Litsch, Jesse</u>	0	0	9.00	1	1	0	0	0	0	2.0	3	3	2	0	0	1	0	3	0	1	4.00	0	2.00	.300	10	11	0	0	0			
	<u>Longpre, Bryan</u>	0	0	18.00	2	0	0	0	0	1	2.0	5	4	4	2	0	0	0	2	0	0	2.00	0	2.50	.500	10	10	0	1	0			
	<u>Marze, Dayton</u>	5	5	4.46	38	0	0	0	5	9	74.2	79	38	37	6	5	28	0	63	3	4	1.75	6	1.43	.271	292	329	2	15	4			
*	<u>Nolin, Sean</u>	2	3	3.79	22	18	0	0	1	1	90.1	89	51	38	8	2	28	0	91	1	3	0.89	3	1.30	.263	339	376	4	3	0			
*	<u>Pepe, Alex</u>	2	2	6.35	12	0	0	0	0	0	17.0	19	17	12	0	3	16	0	20	0	7	1.36	1	2.06	.275	69	91	1	6	0			
	<u>Permison, Drew</u>	0	0	12.00	4	0	0	0	1	1	6.0	10	8	8	2	0	4	0	4	0	1	2.00	1	2.33	.385	26	30	0	1	1			
	<u>Powell, Tyler</u>	2	4	4.62	17	5	0	0	0	0	50.2	51	26	26	3	3	15	0	30	1	7	0.84	6	1.30	.264	193	215	2	3	1			
*	<u>Smith, Egan</u>	6	6	3.86	21	21	1	0	0	0	100.1	121	60	43	8	2	22	0	81	0	2	1.39	4	1.43	.296	409	441	2	0	0			
*	<u>Strickland, Sam</u>	3	1	4.58	31	2	0	0	2	4	74.2	110	49	38	5	3	23	1	55	1	8	1.28	3	1.78	.340	324	355	3	6	1			
	<u>Turnbull, Steve</u>	0	1	2.13	25	0	0	0	15	16	25.1	18	8	6	0	1	7	0	28	0	1	2.00	1	0.99	.194	93	102	1	22	0			
	<u>Walden, Marcus</u>	5	4	3.19	24	9	0	0	0	0	79.0	67	38	28	1	6	21	0	40	2	2	1.81	3	1.11	.224	299	328	1	2	1			
	<u>Webb, Daniel</u>	4	5	5.97	12	12	0	0	0	0	57.1	72	46	38	6	6	23	0	45	0	3	2.16	10	1.66	.314	229	263	3	0	0			
	Team Total	66	53	3.83	119	119	3	7	35	51	1028.	104	560	438	64	48	330	5	909	12	69	1.77	71	1.34	.261								

Vancouver Canadians

Individual Statistics As of: 08/19/2011 02:11 AM

W-L Record: 32-29

Choose a highlighted category to sort. NOTE: Rate stats do not use qualifiers.

																					GI		---GAMES BY POSITION---									
<b>BATTERS</b>		AVG	G	AB	R	H	2B	3B	HR	RBI	TB	BB	IBB	SO	SB	CS	OBP	SLG	OPS	SF	SAC	HBP	DP	1B	2B	3B	SS	OF	C	E		
*	<u>Aponte, Yeico</u>	.264	21	53	8	14	3	0	0	2	17	2	0	17	4	0	.291	.321	.612	0	0	0	0	0	0	0	0	12	0	0		
*	<u>Baligod, Nicholas</u>	.273	56	187	25	51	10	1	1	21	66	33	0	30	2	1	.381	.353	.734	2	0	1	9	0	0	0	0	54	0	3		
	<u>Berti, Jonathon</u>	.306	46	160	28	49	2	4	1	18	62	17	0	31	17	5	.395	.388	.782	1	1	7	4	0	44	0	0	0	0	6		
*	<u>Boike, Eli</u>	.370	7	27	3	10	2	0	0	2	12	4	0	7	1	1	.452	.444	.896	0	0	0	0	0	0	0	0	5	0	1		
	<u>Burns, Andrew</u>	.179	10	39	1	7	2	0	1	4	12	1	0	6	0	1	.200	.308	.508	0	0	0	3	0	0	6	3	0	0	5		
	<u>Fuenmayor, Balbino</u>	.263	50	190	22	50	11	0	6	26	79	12	0	47	1	0	.319	.416	.735	1	0	4	1	16	0	28	0	0	0	10		
	<u>Hurtado, Luis</u>	.364	3	11	1	4	0	0	0	4	4	0	0	0	0	0	.333	.364	.697	1	0	0	1	0	0	0	0	0	3	1		
	<u>Johnson, Matt</u>	.233	13	43	7	10	4	1	0	6	16	1	0	16	0	0	.277	.372	.649	1	0	2	0	0	0	11	1	0	0	1		
	<u>Jones, Jonathan</u>	.280	60	239	28	67	13	1	1	23	85	26	1	42	16	3	.351	.356	.706	4	2	2	2	0	0	0	0	57	0	4		
*	<u>Kervin, Bryan</u>	.198	34	111	7	22	6	0	0	7	28	5	0	28	2	3	.231	.252	.483	1	4	0	5	0	13	0	19	0	0	4		
	<u>Maines, Garrett</u>	.250	21	60	12	15	3	1	3	13	29	7	0	22	1	0	.324	.483	.807	3	0	1	0	0	0	0	0	0	11	1		
	<u>McQuail, Stephen</u>	.185	49	178	24	33	5	0	10	25	68	17	0	73	1	1	.264	.382	.646	0	0	2	4	0	0	0	0	35	0	2		
	<u>Newman, Matt</u>	.227	34	97	10	22	5	0	1	11	30	17	0	28	3	5	.331	.309	.640	4	1	0	2	0	0	0	0	31	0	3		
*	<u>Opitz, Shane</u>	.279	49	190	20	53	5	0	0	22	58	14	0	29	6	2	.325	.305	.631	2	0	0	2	0	5	0	42	0	0	12		
*	<u>Patterson, Kevin</u>	.229	20	70	10	16	3	0	3	11	28	9	0	25	1	0	.329	.400	.729	1	0	2	1	17	0	0	0	0	0	5		
	<u>Rankin, Pierce</u>	.222	31	108	20	24	3	0	3	5	36	16	0	31	2	4	.344	.333	.677	0	0	4	3	0	0	0	0	0	29	5		
	<u>Salas, Roan</u>	.252	33	123	17	31	9	1	3	13	51	4	0	25	1	0	.298	.415	.712	0	0	4	4	0	5	15	0	0	0	6		
	<u>Schaeffer, Chris</u>	.215	20	65	5	14	3	0	0	8	17	7	0	19	0	0	.301	.262	.563	0	0	1	0	0	0	0	0	0	0	19	2	
	<u>Schwartz, Randy</u>	.197	41	132	17	26	6	2	5	13	51	15	0	45	2	1	.289	.386	.675	0	0	2	0	33	0	4	0	0	0	3		
	Team Total	.249	61	2083	265	518	95	11	38	234	749	207	1	521	60	27	.323	.360	.683	21	8	32	41							85		

<b>PITCHERS</b>		W	L	ERA	G	GS	CG	SHO	SV	SVO	IP	H	R	ER	HR	HB	BB	IBB	SO	BK	WP	GO/AODP	WHIP	AVG	AB	TBF	SF	GF	HLD	
	<u>Breault, Zack</u>	1	1	4.92	12	12	0	0	0	0	56.2	63	35	31	3	8	23	0	40	0	3	1.70	6	1.52	.284	222	253	0	0	0
	<u>Brown, Eric</u>	0	1	4.71	15	0	0	0	0	1	21.0	20	17	11	3	0	6	0	26	1	5	2.45	2	1.24	.244	82	90	2	4	3
	<u>Brua, Philip</u>	5	1	3.38	21	0	0	0	4	7	32.0	25	16	12	3	1	3	0	17	0	0	2.17	2	0.88	.221	113	122	2	7	0
	<u>Champlin, Kramer</u>	0	1	3.86	3	2	0	0	0	0	7.0	8	3	3	0	0	2	0	7	0	0	2.25	1	1.43	.286	28	30	0	0	0
*	<u>Cole, Taylor</u>	1	3	5.88	11	8	0	0	0	0	33.2	35	23	22	3	4	17	1	25	0	5	1.48	3	1.54	.276	127	148	0	0	1
	<u>Davis, Shane</u>	0	0	7.13	15	0	0	0	0	0	17.2	26	21	14	2	0	14	1	14	1	4	1.73	3	2.26	.325	80	95	1	2	1
	<u>Escalante, Alesone</u>	1	2	1.29	13	0	0	0	1	1	28.0	19	7	4	1	2	5	0	22	1	1	0.68	2	0.86	.183	104	112	1	3	5
	<u>Garrett, Travis</u>	4	4	3.86	18	0	0	0	0	0	30.1	29	16	13	3	3	15	3	30	1	6	2.06	4	1.45	.269	108	129	1	5	2
	<u>Hernandez, Jesse</u>	2	3	4.15	12	12	0	0	0	0	60.2	63	34	28	1	4	21	0	40	0	3	1.98	7	1.38	.267	236	265	2	0	0
	<u>Kaye, Brandon</u>	1	2	3.50	12	0	0	0	0	0	18.0	12	10	7	0	1	13	0	12	0	0	2.42	1	1.39	.190	63	79	0	0	1
	<u>Longpre, Bryan</u>	4	3	1.62	18	0	0	0	2	3	33.1	25	11	6	0	2	11	1	30	0	0	0.63	2	1.08	.208	120	135	2	7	4
	<u>McFarland, Blake</u>	5	5	5.33	11	9	0	0	0	0	49.0	49	31	29	2	2	18	0	30	0	5	1.02	5	1.37	.261	188	214	4	1	1
*	<u>Nicolino, Justin</u>	5	1	1.14	11	8	1	0	0	0	47.1	26	9	6	0	1	11	0	61	3	1	1.53	2	0.78	.160	162	175	0	1	1
*	<u>Pepe, Alex</u>	0	0	2.79	19	0	0	0	1	2	19.1	18	6	6	2	5	19	0	15	0	4	1.44	4	1.91	.250	72	96	0	8	1
	<u>Permison, Drew</u>	1	0	1.37	24	0	0	0	11	12	26.1	18	5	4	0	1	7	0	22	0	0	4.00	6	0.95	.202	89	98	0	19	0
	<u>Purdy, Nicholas</u>	0	0	8.62	8	0	0	0	0	0	15.2	23	16	15	5	2	9	0	16	0	6	0.94	1	2.04	.348	66	81	2	2	0
*	<u>Rollins, David</u>	1	0	2.57	3	3	0	0	0	0	14.0	16	4	4	0	0	1	0	11	1	2	1.82	0	1.21	.276	58	59	0	0	0
	<u>Syndergaard, Noah</u>	1	2	2.00	4	4	0	0	0	0	18.0	15	5	4	0	0	5	0	22	0	2	1.58	1	1.11	.221	68	73	0	0	0
	<u>White, Ben</u>	0	0	4.91	5	3	0	0	0	0	14.2	16	10	8	2	2	6	0	6	0	2	0.90	2	1.50	.271	59	68	1	0	0
	Team Total	32	29	3.71	61	61	1	3	19	26	542.2	506	279	224	30	38	206	6	446	8	49	1.81	54	1.31	.247	2045	2322	18	59	20

KEY: \* - lefthanded hitter/pitcher, # - switch hitter

Bluefield Blue Jays

Individual Statistics As of: 08/18/2011 09:41 PM EDT

W-L Record: 33-23

Choose a highlighted category to sort. NOTE: Rate stats do not use qualifiers.

BATTERS		AVG	G	AB	R	H	2B	3B	HR	RBI	TB	BB	IBB	SO	SB	CS	OBP	SLG	OPS	SF	SAC	GI	---GAMES BY POSITION---									
																						HBP	DP	1B	2B	3B	SS	OF	C	E		
*	<u>Abraham, Matt</u>	.250	2	4	2	1	0	0	0	0	1	4	0	1	0	0	.625	.250	.875	0	0	0	0	0	0	1	0	1	0	0	0	
	<u>Arcila, Daniel</u>	.240	44	171	34	41	10	3	9	29	84	19	0	42	2	3	.326	.491	.818	0	5	3	2	0	43	0	0	0	0	3		
	<u>Bartlett, Cody</u>	.205	24	83	9	17	7	0	1	15	27	10	0	22	2	1	.290	.325	.616	0	2	0	4	0	10	0	13	0	0	9		
*	<u>Boike, Eli</u>	.304	9	23	2	7	2	1	0	8	11	2	0	8	1	0	.385	.478	.863	0	0	1	0	0	0	0	0	7	0	0		
*	<u>Charles, Art</u>	.238	56	210	40	50	16	2	11	51	103	30	0	77	1	1	.341	.490	.832	2	0	4	2	53	0	0	0	0	0	6		
*	<u>Fermin, Andy</u>	.264	49	182	35	48	15	0	5	26	78	31	0	31	1	1	.367	.429	.796	4	1	1	3	0	3	46	0	0	0	11		
	<u>Garcia, Melvin</u>	.167	26	78	9	13	2	0	0	5	15	7	0	26	2	1	.241	.192	.434	1	0	1	2	0	0	0	0	24	0	1		
*	<u>Hawkins, Christopher</u>	.307	56	205	37	63	11	6	5	44	101	15	1	40	12	4	.356	.493	.849	1	2	1	3	0	0	0	0	52	0	2		
	<u>Hernandez, Leo</u>	.300	21	70	7	21	4	0	1	5	28	2	0	7	0	0	.315	.400	.715	1	0	0	0	0	0	0	0	0	17	2		
	<u>Hernandez, Yudelmis</u>	.250	9	32	5	8	2	0	1	5	13	2	0	12	0	0	.333	.406	.740	0	0	2	0	3	0	0	0	0	0	1		
	<u>Johnson, Matt</u>	.220	15	59	8	13	2	0	1	7	18	2	0	14	3	2	.281	.305	.586	0	0	3	0	0	0	1	13	0	0	7		
	<u>Mahler, Tim</u>	.400	4	5	0	2	0	0	0	0	2	0	0	0	0	0	.400	.400	.800	0	0	0	1	0	0	0	0	0	1	0		
	<u>Melendez, Ronald</u>	.000	1	1	0	0	0	0	0	0	0	0	0	1	0	0	.000	.000	.000	0	0	0	0	0	0	0	0	0	0	0		
*	<u>Mooney, Peter</u>	.313	13	48	12	15	7	2	1	9	29	10	0	7	0	0	.424	.604	.8	1	0	0	0	0	0	0	12	0	0	1		
	<u>Munoz, Aaron</u>	.211	39	109	7	23	3	0	0	18	26	10	0	22	0	0	.296	.239	.535	2	4	4	2	0	0	0	0	0	39	2		
	<u>Pierre, Gustavo</u>	.250	53	216	38	54	10	3	5	17	85	21	0	69	8	5	.319	.394	.713	0	0	1	1	0	0	0	17	0	0	7		
	<u>Pillar, Kevin</u>	.323	48	189	34	61	13	2	6	28	96	6	0	32	5	4	.347	.508	.855	2	4	2	2	0	0	0	0	46	0	2		
#	<u>Pompey, Dalton</u>	.233	8	30	8	7	2	0	1	2	12	5	0	8	4	0	.378	.400	.778	0	0	2	0	0	0	0	0	7	0	1		
	<u>Ramirez, Carlos</u>	.220	35	100	15	22	6	2	1	7	35	7	0	34	2	0	.278	.350	.628	0	0	1	0	0	0	0	0	33	0	0		
	<u>Schaeffer, Chris</u>	.378	10	37	6	14	4	0	1	7	21	1	0	5	0	0	.385	.568	.952	1	1	0	0	0	0	0	0	0	8	0		
*	<u>Sweeney, Kellen</u>	.114	9	35	4	4	1	0	0	1	5	9	0	17	1	0	.295	.143	.438	0	0	0	0	0	0	9	0	0	0	1		
*	<u>Williams, Javan</u>	.333	23	39	5	13	0	0	1	5	16	2	0	8	5	0	.395	.410	.806	0	0	2	0	0	0	0	0	14	0	0		
	Team Total	.258	56	1926	317	497	11	21	50	289	806	195	1	483	49	22	.333	.418	.751	15	19	28	22							63		
PITCHERS		W	L	ERA	G	GS	CG	SHO	SV	SVO	IP	H	R	ER	HR	HB	BB	IBB	SO	BK	WP	GO/AO	DP	WHIP	AVG	AB	TBF	SF	GF	HLD		
	<u>Berryhill, Thomas</u>	0	0	3.52	5	0	0	0	0	0	7.2	9	3	3	0	1	5	1	5	0	3	0.80	0	1.83	.300	30	38	2	1	0		
	<u>Diaz, Misaul</u>	1	0	1.69	3	0	0	0	0	0	5.1	2	1	1	1	0	2	0	8	0	0	1.00	0	0.75	.111	18	20	0	1	1		
*	<u>Duvall, Myles</u>	1	1	5.82	10	0	0	0	1	1	17.0	23	12	11	2	1	5	0	19	0	2	0.88	1	1.65	.319	72	80	1	3	2		
	<u>Elliott, Drew</u>	0	0	1.59	4	0	0	0	0	0	5.2	5	3	1	0	0	2	0	6	0	0	2.33	1	1.24	.238	21	23	0	1	2		
	<u>Estrada, Deivy</u>	3	3	6.04	7	7	0	0	0	0	28.1	35	20	19	3	3	9	0	22	1	0	1.90	2	1.55	.304	115	127	0	0	0		
	<u>Jaye, Myles</u>	3	3	2.87	11	7	1	0	1	1	47.0	41	19	15	6	0	15	0	42	0	3	1.00	2	1.19	.232	177	194	0	3	0		
	<u>Jensen, Tucker</u>	0	1	8.38	3	3	0	0	0	0	9.2	19	13	9	2	2	5	0	12	1	0	1.29	0	2.48	.404	47	54	0	0	0		
	<u>Kadish, Ian</u>	2	3	3.42	18	0	0	0	6	8	23.2	22	11	9	0	3	9	1	27	0	2	0.85	0	1.31	.237	93	109	2	15	0		
	<u>Lucas, Jonathan</u>	3	2	2.20	17	0	0	0	0	1	28.2	21	7	7	2	1	4	0	17	0	2	0.83	2	0.87	.206	102	109	0	8	4		
	<u>Meyer, Ajay</u>	3	2	3.29	10	10	0	0	0	0	52.0	52	21	19	3	0	10	0	41	1	1	1.11	1	1.19	.255	204	215	1	0	0		
*	<u>Rollins, David</u>	3	0	1.25	4	4	0	0	0	0	21.2	12	3	3	2	0	2	0	18	0	0	1.42	0	0.65	.158	76	78	0	0	0		
*	<u>Sanchez, Aaron</u>	3	2	5.48	11	6	0	0	1	1	42.2	45	27	26	4	1	18	0	43	0	2	1.59	2	1.48	.269	167	190	1	3	0		
*	<u>Santana, Kenlie</u>	0	0	15.58	9	0	0	0	0	0	8.2	13	16	15	1	0	20	0	12	1	2	0.40	1	3.81	.333	39	59	0	1	1		
	<u>Santana, Milciades</u>	1	1	4.79	14	0	0	0	1	2	20.2	14	13	11	2	2	10	0	23	0	7	0.95	2	1.16	.194	72	86	2	7	0		
	<u>Sikula, Andrew</u>	1	1	2.92	15	0	0	0	1	2	24.2	31	9	8	2	1	8	0	28	0	2	1.56	2	1.58	.316	98	109	1	6	0		
	<u>Syndergaard, Noah</u>	4	0	1.41	7	5	0	0	0	0	32.0	23	5	5	1	0	11	0	37	0	0	1.32	1	1.06	.198	116	129	1	1	0		
*	<u>Taylor, Mitchell</u>	3	1	2.44	11	6	0	0	0	0	48.0	36	15	13	3	3	13	0	52	1	3	1.38	3	1.02	.208	173	192	1	2	1		
*	<u>Vargas, Jose</u>	0	1	10.22	4	4	0	0	0	0	12.1	16	15	14	3	2	11	0	8	0	2	1.25	1	2.19	.320	50	65	0	0	0		
*	<u>Williams, Les</u>	1	2	5.72	14	1	0	0	0	2	28.1	38	22	18	2	0	10	2	18	0	7	1.54	2	1.69	.314	121	133	0	3	0		
*	<u>Ybarra, Tyler</u>	1	0	2.75	12	3	0	0	0	2	36.0	29	12	11	2	1	11	0	42	2	5	1.23	0	1.11	.209	139	152	0	0	1		
	Team Total	33	23	3.83	56	56	1	2	11	20	500.0	486	247	213	41	21	180	4	480	7	43	1.50	23	1.33	.252	1930	2162	12	55	12		

KEY: \* - lefthanded hitter/pitcher, # - switch hitter



