



# Game Information

AT&T Park, 24 Willie Mays Plaza, San Francisco, CA 94107 • sfgiants.com/sfgigantes.com

Game #71

SAN FRANCISCO GIANTS MEDIA NOTES

June 22, 2012

Road Game #36 (17-18)

San Francisco Giants (38-32) at Oakland Athletics (34-36) Oakland-Alameda County Coliseum

**TONIGHT'S GAME...**The San Francisco Giants visit the Oakland Athletics in the 1st game of this 3-game series...Giants' right-hander **Tim Lincecum** (2-8, 6.19) will face A's right-hander **Jarrod Parker** (3-3, 2.82).

## PROBABLES AND BROADCAST SCHEDULE FOR THIS SERIES AND UPCOMING SET VS. LOS ANGELES (ALL TIMES PDT):

- **Saturday, June 23 at Oakland (4:15):** RHP Tyson Ross (2-6, 6.11) vs. LHP Madison Bumgarner (8-4, 2.92) - FOX
  - **Sunday, June 24 at Oakland (1:05):** RHP Brandon McCarthy (6-3, 2.54) vs. RHP Matt Cain (9-2, 2.34) - CSN Bay Area
  - **Monday, June 25 vs. Los Angeles (7:15):** RHP Nathan Eovaldi (0-3, 2.35) vs. LHP Barry Zito (5-5, 4.35) - NBC Bay Area
  - **Tuesday, June 26 vs. Los Angeles (7:15):** LHP Clayton Kershaw (5-3, 2.73) vs. RHP Ryan Vogelsong (6-3, 2.41) - CSN Bay Area
  - **Wednesday, June 27 vs. Los Angeles (12:45):** RHP Chad Billingsley (pitching tonight) vs. RHP Tim Lincecum (tonight) - CSN Bay Area
- note: all games broadcast on KNBR radio (English)/68 home games and 2 road contests broadcast on KTRB 860 ESPN Deportes (Spanish)*

**THE GIANTS...**enjoyed an off day yesterday after combining to go 2-4 at Seattle and at Anaheim...this 10-day, 9-game road trip continues tonight with the 1st of 3 at Oakland.

- Have lost 2-straight and 5 of their last 7 games...the Giants have not lost 3-consecutive road games since losing their 1st 3 games of the season at Arizona from April 6-8.
- Enter tonight's game in 2nd place in the NL West, 4.0 games behind 1st-place LA.

**INSIDE THE SERIES...** Since Interleague Play began in 1997, the A's and Giants have faced one another every year twice...Oakland owns the upper hand, having gone 46-43 (.517) against San Francisco in the all-time series...however, the Giants have won 8 of their last 12 games against the A's.

**AT THE COLISEUM...**The Giants have been swept in each of their past two series here at Oakland-Alameda County Coliseum and enter tonight's game with a 6-game losing streak in this facility...during this current 6-game losing streak, SF has been outscored by a 21-6 margin, scoring 2 runs-or-fewer in all 6 contests...the Giants haven't won on this side of the Bay since June 24, 2009.

**IN NEED OF A W...**RHP **Tim Lincecum** has gone 9 consecutive starts without a victory, his longest winless streak of his career (his last win came April 28 vs. San Diego)...the Giants are just 2-12 in his starts this season, having lost the last 9 times that he's taken the hill.

**THE GOOD NEWS...**Lincecum has gone 5-2 with a 1.92 ERA (12er, 56.1ip) and 3 complete games in 8 starts against the A's...his 1.92 figure is the 2nd-lowest of his career against any opponent (min. of 3 starts)...in 3 career starts here at Oakland-Alameda County Coliseum, Lincecum is 2-1 with a 1.23 ERA (3er, 22.0ip).

**WIN THE 1ST ONE...**The Giants have won the 1st game of a series in 8 of their last 10 sets.

**BRANDON BELTING...IF Brandon Belt** enters tonight's game having hit safely in a career-best 9 games, batting .414 (12-for-29) with 2 2Bs, 3 HRs and 7 RBI during this stretch...he has reached base safely via hit or walk in 18 of his 35 plate appearances during this time.

**IMADE THE TEAM!...**Rosters for the 14th annual All-Star Futures Game were announced yesterday by Major League Baseball...representing the Giants will be double-A prospect **Tommy Joseph**, one of just two catchers selected to the U.S. roster...Joseph is batting .248 (50-for-202) with 11 2Bs, 3 HRs, and 15 RBI in 52 games for the Richmond Flying Squirrels this season.

**CATCH US IF YOU CAN...**San Francisco has been successful in 15 of their last 16 stolen base attempts...SF's 54 stolen bases overall are the 3rd-most in the NL.

**GETTING BETTER...**The Giants' 59 errors this season are the most in the National League and 3rd-most in the Majors behind Baltimore and Tampa Bay (each with 60)...SF committed 50 errors in their 1st 48 games, but have been much better with the gloves recently, committing just 9 miscues in their past 22 contests.

**CLOSE ONES...**San Francisco has 14 one-run wins this season, tied with the Nationals and Twins for the 3rd-most in the Majors...only the Dodgers (18) and Pirates (17) have more such victories.

**ON TAP...**Following this 3-game series with the A's, the Giants will return home for the start of a 7-game homestand against a pair of 1st-place teams, the Dodgers (Monday-Wednesday) and Reds (Thursday-Sunday).

## THIS DATE IN GIANTS HISTORY

**June 22, 1950** - The Giants shut out the Cardinals twice in a doubleheader, as **Larry Jansen** won the 1st game, 3-0, and **Dave Koslo** picked up the 2nd win in a 5-0 victory.

### HIGHEST BATTING AVG. NL LEADERS OVER LAST 10 DAYS

Rk	Player, Team	AVG
1	Andrelton Simmons, ATL	.444 (12x27)
2	Joey Votto, CIN	.441 (15x34)
3	Carlos Beltran, STL	.419 (13x31)
4	Andrew McCutchen, PIT	.417 (15x36)
5	<b>Brandon Belt, SF</b>	<b>.414 (12x29)</b>

### LINCECUM'S LOWEST CAREER ERA VS. AN OPPONENT (min. of 3 starts)

Rk	Team	ERA
1	Houston	1.14
2	<b>Oakland</b>	<b>1.92</b>
3	San Diego	2.03

### HIGHEST TEAM AVG. ON ROAD IN NL

Rk	Team	AVG
1	<b>San Francisco</b>	<b>.269</b>
2	New York	.267
3	Philadelphia	.266

### GIANTS ON THIS ROAD TRIP TO SEATTLE, LOS ANGELES-ALAND OAKLAND

Games: 6  
Record: 2-4

Avg.: .276 (59-for-214)  
Avg. w/RISP: .246 (14-for-57)  
Runs Per Game: 3.2 (19 total)  
Home Runs: 2  
Stolen Bases: 7

ERA: 5.72 (32er, 50.1ip)  
Starters W-L: 2-4  
Starters ERA: 5.60 (22er, 35.1ip)  
Relievers W-L: 0-1  
Relievers ERA: 6.00 (10er, 15.0ip)  
Saves/Opportunities: 2/2

### MISCELLANEOUS RECORD

1st Game of Series: 12-11  
Last Game of Series: 10-12  
Rubber Game: 6-4  
Get-Away Day: 10-7  
Orange Jerseys: 2-3  
Interleague Play: 5-7  
At AT&T Park: 21-14  
On Road: 17-18

## GIANTS' RECORD WHEN THEY...

Score first	24-9	Lead after 7	33-1	Comeback wins	14
Score 4 or more	29-12	Tied after 7	4-2	Lineups Used	56
Score less than 4	9-20	Trail after 7	1-29	Last at-bat	8-5
Out-hit opp.	29-9	Lead after 8	34-0	Extra Innings	4-1
Out-hit by opp.	6-21	Tied after 8	3-3	Series Sweeps	1-2
Commit No Errors	24-13	Trail after 8	1-29	Series (W-L-S)	13-7-3
Commit Error	14-19	Hit at least 1 HR	18-11	1-game series	0-0
One-run games	14-11	Hit no HRs	20-21	2-game series	0-0-2
				3-game series	11-7-0
				4-game series	2-0-1



1905 • 1921 • 1922  
1933 • 1954 • 2010



1904 • 1905 • 1911 • 1912 • 1913 • 1917  
1921 • 1922 • 1923 • 1924 • 1933 • 1936 • 1937  
1951 • 1954 • 1962 • 1989 • 2002 • 2010



1971 • 1987 • 1989 • 1997  
2000 • 2003 • 2010



• Most wins in ML History  
• Most players in the Hall of Fame (29)

#55 TIM LINCECUM RHP

Breakdown table with columns: W-L, ERA, G, IP, H, R, ER, BB, SO. Rows include 2012 San Francisco, Career (6th season), 2012 vs. Oakland, and Career vs. Oakland.

LINCECUM AT A GLANCE

- 2-time NL Cy Young winner (2008, 2009) and 4-time NL All-Star (2008-11) takes hill for his 15th start of the 2012 season...will mark his 171st career appearance as well as his 170th start.

LAST TIME OUT

- Took his 8th loss of the season in his most recent outing last Saturday as Seattle beat SF 7-4...allowed 5 runs for the 2nd-straight start on 5 hits with 2 walks and 6 strikeouts in 5.0 frames.

SNAP THAT STREAK

- Currently has a career-high 6-game losing streak, which began on May 9... has gone 0-6 with a 6.55 ERA (33er, 45.1ip) in those 8 games...his previous 5-game losing streak came Aug. 5-27 in 2010.

BIG INNINGS

- Has been susceptible to allowing big innings this season, giving up 3-or-more runs in a single frame 3 times, 4-or-more runs 4 times and 5-or-more runs 1 time...half of his runs allowed this season have come in the 1st and 4th innings, giving up 27 (14 runs in the 1st inning and 13 in the 4th inning) of his 55 runs allowed in those frames.

RISPY BUSINESS

- Opponents are hitting .337 (29-for-86) with RISP this season off Lincecum, which is the highest figure in the NL.

HEART OF THE ORDER

- The 4 and 5 hitters in the opposing lineup have combined for a .397 avg. (27-for-68) with 6 2Bs and 5 HRs off Lincecum...collectively, the other batters in the lineup are hitting .226 (53-for-234) with 16 2Bs and 3 HRs off him.

VS. OAKLAND

- Is scheduled to make his 9th career start against Athletics...is 5-2 with a 1.92 ERA (12er, 56.1ip) and 3 complete games (2 SHO) in his 1st 8 outings...has made 1 start this season vs. Oakland allowing 4 runs on 5 hits and 3 walks with 5 strikeouts in 4.0 innings as SF loss 6-2.

UN-LINCECUM LIKE

- Has allowed 4-or-more-runs in 10 games this season after allowing 4-plus in just 8 contests all of last year.

WALK THIS WAY

- Lincecum has allowed the 3rd-most walks in the NL this season (41)...has walked 3-or-more batters in 8 of his 14 starts.

AT THE PLATE

- Is 2-for-19 (.105) at the plate with 2 RBI and 2 sacrifices this season.

CAREER NOTES

- Has gone 55-7 (.887) with a 2.86 ERA (192er, 603.2ip) when the Giants score at least 3 runs of support for him (91 starts).

TOMORROW'S STARTER: Madison Bumgarner

- 22-year-old is schedule to make his 15th start of the season tomorrow... received a no-decision in his last outing at Seattle, as he tossed 8.0 innings, allowing 1 ER on 3 hits and 1 BB with 4 Ks... the lefty threw 21 1st-pitch strikes to the 29 hitters he faced and retired 18-consecutive batters from the 2nd to the 8th inning.

Breakdown table for Madison Bumgarner with columns: W-L, ERA, G, IP, H, R, ER, BB, SO. Rows include 2012 San Francisco, Career (4th season), and Career vs. Oakland.

LINCECUM'S 2012 STARTS table with columns: Date, OPP, DEC, SCORE, IP, H, R, ER, BB, SO, HR, #P. Lists 14 starts with various opponents and outcomes.

LINCECUM'S 2012 STATISTICAL BREAKDOWN table with columns: Category, DEC, ERA, IP, H, R, ER, BB, SO, HR. Includes Home, Road, Day, Night, and various month breakdowns.

LINCECUM'S HISTORY table with sections for Last Win, Last Loss, Last CG, Last Shutout, 2012 Highs, Career Highs, Low-Hit CG, Innings, Strikeouts, Win Streak, and Loss Streak.

LINCECUM AT THE PLATE table with columns: AVG, AB, H, 2B, 3B, HR, RBI, BB, SO, SH. Shows 2012 and Career stats.

RUN SUPPORT and RUNS BY INNING tables. Run Support shows runs scored during appearance. Runs by Inning shows runs allowed by inning.

ATHLETICS' CAREER BATTING VS. LINCECUM table with columns: Player, AVG, AB, H, HR, RBI, BB, SO. Lists batters like Daric Barton, Collin Cowgill, etc.

LINCECUM'S STARTS VS. OAKLAND table with columns: Date, H/R, DEC, SCORE, IP, H, R, ER, BB, SO, HR, #P. Lists 8 starts against Oakland.



BATTING VS. OAKLAND															
PLAYER	CAREER					2012					CAREER VS. PARKER				
	AVG	AB	H	HR	RBI	AVG	AB	H	HR	RBI	AVG	AB	H	HR	RBI
Joaquin Arias	.175	40	7	0	3	.100	10	1	0	2	----	--	--	--	--
Brandon Belt	.111	9	1	0	3	.111	9	1	0	3	1.000	1	1	0	2
Gregor Blanco	.214	28	6	0	2	.273	11	3	0	0	.000	1	0	0	0
Emmanuel Burriss	.278	36	10	0	2	.200	10	2	0	0	.000	1	0	0	0
Melky Cabrera	.304	135	41	3	11	.727	11	8	0	1	.500	2	1	0	0
Justin Christian	----	--	--	--	--	----	--	--	--	--	----	--	--	--	--
Brandon Crawford	.227	22	5	0	1	.308	13	4	0	0	.500	2	1	0	1
Angel Pagan	.238	21	5	0	2	.400	10	4	0	2	----	--	--	--	--
Buster Posey	.207	29	6	0	4	.200	5	1	0	2	----	--	--	--	--
Hector Sanchez	.667	3	2	0	2	.667	3	2	0	2	1.000	1	1	0	0
Pablo Sandoval	.264	53	14	2	5	----	--	--	--	--	----	--	--	--	--
Nate Schierholtz	.308	39	12	3	8	.000	1	0	0	0	----	--	--	--	--
Ryan Theriot	.077	13	1	0	0	----	--	--	--	--	----	--	--	--	--
<b>GIANTS TOTALS</b>						<b>.289</b>	<b>90</b>	<b>26</b>	<b>0</b>	<b>14</b>					
<b>ATHLETICS TOTALS</b>						<b>.194</b>	<b>98</b>	<b>19</b>	<b>2</b>	<b>11</b>					

**#13 JOAQUIN ARIAS** (.253, 1 HR, 13 RBI) **Current streak:** Hitless last game (0x1)  
**Roadtrip** (.375, 6x16, 0 HR, 1 RBI) **Last HR:** 5/22/12 at MIL, off Shaun Marcum (ABs since: 84)

- **Is hitting .302 (26-for-86) on the road this season**, compared to a .194 clip (14-for-72) at AT&T Park.
- Is just 5-for-his-last-40 (.125) against right-handed pitching...has a .313 avg. (21-for-67) vs. LHP.
- **Is 1-for-his-last-29 (.034) with RISP...**is hitting .167 (7-for-42) overall in those situations.
- After having his contract purchased from triple-A Fresno on April 25, he has started 42 of SF's 53 games (30 at 3rd base, 10 at shortstop, 2 at 2nd) and has hit safely in 30 of 42 starts.

**#9 BRANDON BELT** (.262, 3 HR, 24 RBI) **Current streak:** 9 games (12x29)  
**Roadtrip** (.421, 8x19, 0 HR, 0 RBI) **Last HR:** 6/14/12 vs. HOU, off Wandy Rodriguez (L) (ABs since: 21)

- **Is in the midst of a career-high 9 game hitting streak, batting .414 (12-for-29) with 2 2Bs, 3 HRs and 7 RBI with 6 walks and 5 strikeouts during the stretch.**
- Leads the team with 28 walks (Blanco has the 2nd-most with 27).
- **His 1.036 OPS ranks as the 3rd-highest among NL 1st baseman during the month of June.**
- Is just 10-for-45 (.222) with RISP this season and 13-for-75 (.173) in his career in those situations.
- Has made 40 starts (all at 1st base), hitting safely in 26 of those contests.

**#7 GREGOR BLANCO** (.254, 4 HR, 15 RBI) **Current streak:** Hitless last 3 games (0x12)  
**Roadtrip** (.120, 3x25, 0 HR, 0 RBI) **Last HR:** 6/13/12 vs. HOU, off Rhiner Cruz (ABs since: 29)

- Is batting just .122 (5-for-41) over his last 10 games with a .182 OBP, 3 walks and 11 Ks...his avg. has dropped from .291 to its current mark of .254 during that span.
- **Is seeing 4.06 pitches/PA, which is 2nd on the club behind Posey (4.08).**
- Is hitting .280 (21-for-75) vs. left-handers, compared to .237 (27-for-114) vs. righties.
- **Has 2nd-most walks on the club with 27 (Belt leads with 28).**
- Has 4 HRs on the season...entered the 2012 season with 3 career home runs in his 1st 3 big league seasons and has already passed that figure.
- Has appeared in 60 of the Giants' 70 games, making 44 starts (34 in RF, 4 in LF, 5 in CF and 1 as DH)...**has started 41 of SF's last 47 games.**

**#2 EMMANUEL BURRISS** (.212, 0 HR, 5 RBI) **Current streak:** 1 game (1x4)  
**Roadtrip** (.250, 1x4, 0 HR, 0 RBI) **Last HR:** 8/31/08 at CIN, off Bronson Arroyo (ABs since: 486)

- **Has started just once in SF's last 21 games...**has appeared in 6 games during that span.
- Is just 9-for-55 (.164) in his last 20 games.
- Has made 30 starts this year (27 at 2nd base, 2 at 3rd and 1 short).
- Dating back to 2010, 52 of his last 54 hits have been singles, including 23 of 24 this season.

**#53 MELKY CABRERA** (.363, 6 HR, 35 RBI) **Current streak:** Hitless last game (0x4)  
**Roadtrip** (.370, 10x27, 1 HR, 4 RBI) **Last HR:** 6/15/12 at SEA, off Justin Vargas (L) (ABs since: 23)

- Ranks 2nd in NL with a .363 batting avg. and leads Majors with 101 hits and 33 multi-hit games.
- His .474 avg. (18-for-38) during Interleague Play ranks 3rd among Major Leaguers.
- Went 8-for-11 (.727) against the A's earlier this year at AT&T Park.
- Has reached base safely via hit or walk in 60 of his 67 games.
- **Owens the 2nd-highest avg. vs. LHP in the NL, hitting .434 (36-for-83).**
- **His 5 outfield assists are tied for the 4th-most in the NL.**
- His 51 hits in the month of May tied **Randy Winn** (51 in Sept. 2005) for the most in SF-era history.

CABRERA'S RANKS IN NL	
Stat	Rank
Hits (101)	1st
3B (7)	T1st
Multi-Hit Gms (33)	1st
Avg. (.363)	2nd
Runs (48)	T2nd
OBP (.405)	6th

MULTI-HIT GAMES					
Player	2H	3H	4H	5H	TOT
Arias	5	3			8
Belt	9				9
Blanco	9	5			14
Burriss	2	1			3
Cabrera	23	7	3		33
Crawford	11				11
Christian					0
Pagan	20	2			22
Posey	15	3			18
H. Sanchez	6				6
Sandoval	10	1			11
Schierholtz	5	3			8
Theriot	5	4	1		10

MULTI-RBI GAMES					
Player	2	3	4	5+	TOT
Arias	2				2
Belt	5	2			7
Blanco	1	2			3
Burriss					0
Cabrera	6		1		7
Crawford	5	1			6
Christian					0
Pagan	2	1	1		4
Posey	6	2			8
H. Sanchez	2	2			4
Sandoval	4				4
Schierholtz		2			2
Theriot	3	1			4

RBI			
Player	2-OUT	GA	GW
Arias	6	3	2
Belt	6	4	2
Blanco	7		
Burriss			
Cabrera	10	10	9
Crawford	3	4	1
Christian			
Pagan	8	7	3
Posey	6	8	7
H. Sanchez	6	3	3
Sandoval	4	4	3
Schierholtz	5	1	
Theriot	5	4	2

**#35 BRANDON CRAWFORD** (.234, 1 HR, 21 RBI) **Current streak:** 5 games (7x17)  
**Roadtrip** (.357, 5x14, 0 HR, 0 RBI) **Last HR:** 4/12/12 at COL, off Jeremy Guthrie (ABs since: 192)

- **Has hit safely in 10 of his last 12 games at a .279 clip (12-for-43).**
- Has 2nd-most 2Bs on club (14), behind only **Cabrera** (15).
- Is hitting just .188 (12-for-64) vs. lefties this season.
- **Owens a .264 avg. (29-for-110) on the road**, compared to just .202 (20-for-99) at home this season.
- Is batting just .200 (12-for-60) with RISP, including .065 (2-for-31) with RISP and 2 outs.
- Is tied for the 2nd-most errors by a SS in the Majors this season (12).
- SF's Opening Day shortstop has started 58 of 70 games overall.

OUTFIELD ASSISTS	
PLAYER	ASSISTS
Blanco	1
Cabrera	5
Christian	--
Pagan	1
Schierholtz	--

ERRORLESS STREAKS		
PLAYER	GAMES	LAST ERROR
Arias	9	6/8/12 vs. TEX
Belt	11	6/7/12 at SD
Blanco	17	5/30/12 vs. AZ
Burriss	3	5/26/12 at MIA
Cabrera	1	6/19/12 at LAA
Crawford	2	6/17/12 at SEA
Christian	37	6/21/08 at PIT
Pagan	11	6/7/12 at SD
Posey	20	5/24/12 at MIA
H. Sanchez	11	5/11/12 at AZ
Sandoval	13	4/27/12 at SD
Schierholtz	19	4/25/12 at CIN
Theriot	11	6/7/12 at SD

#51 JUSTIN CHRISTIAN (.000, 0 HR, 0 RBI)  
Roadtrip (.000, 0x4, 0 HR, 0 RBI)

**Current streak:** Hitless last 2 games (0x4)  
**Last HR:** No Career Home Runs (ABs since: 91)

- Has appeared in 3 games this season, going 0-for-4.
- Had his contract purchased from triple-A Fresno last Friday, taking roster spot of **Aubrey Huff**.
- Was batting .364 (91-for-250) with 7 HRs and 31 RBI in 60 games for the Grizzlies.
- 32-year-old was leading the PCL with 91 hits and was leading the Grizzlies with 29 multi-hit games.
- Owns a .244 avg. (22-for-90) in 43 games played at the Major League level.

#17 AUBREY HUFF (.155, 1 HR, 5 RBI)

**ON 15-DAY DL W/RIGHT KNEE SPRAIN**

- Was placed on the 15-day DL last Friday with a right knee sprain...suffered injury after jumping over dugout railing while trying to celebrate with team on **Matt Cain's** perfect game.
- Marks the 2nd time he has been placed on the D. L. this season...also missed 13 games with an anxiety disorder.

#16 ANGEL PAGAN (.300, 5 HR, 25 RBI)  
Roadtrip (.160, 4x25, 0 HR, 2 RBI)

**Current streak:** Hitless last game (0x4)  
**Last HR:** 6/7/12 at SD, off Brian Brach (ABs since: 44)

- Is batting just .167 (6-for-36) over his last 9 games with no extra base hits and 8 Ks.
- Has struggled vs. lefties as of late, going 8-for-his-last-37 (.216).
- **His 4 3Bs are tied for the 8th-most in the NL...**had just 4 triples all of last season with the Mets.
- Has had 3-separate hit streaks of 11-or-more games this season (11 game, 15 game and a 20 game)...the last Giants player with 3-or-more double-digit hit streaks in a single campaign was **Randy Winn** in 2007.
- Leads the club with 12 stolen bases this season.
- Has started 65 of SF's 70 games (all in CF).

#28 BUSTER POSEY (.293, 8 HR, 36 RBI)  
Roadtrip (.292, 7x24, 1 HR, 3 RBI)

**Current streak:** 8 games (10x32)  
**Last HR:** 6/15/12 at SEA, off Justin Vargas (L) (ABs since: 23)

- Is hitting .313 (10-for-32) with a 2B, HR and 3 RBI during his current 8-game hitting streak.
- **Leads the club with 8 HRs and 36 RBI.**
- Is 5-for-his-last-22 (.227) with RISP, however is still 19-for-67 (.284) this season in those situations.
- Is 11-for-45 (24.4%) this season throwing out attempted basestealers...**his 34 stolen bases allowed is tied for the 4th-most in the NL.**
- **Is hitting .338 (23-for-68) with 2 HRs and 12 RBI against left-handed pitchers**, compared to a .274 clip (43-for-157) with 6 HRs and 24 RBI against right-handers.
- Has a .317 avg. (33-for-104) at home this season, compared to a .273 clip (33-for-121) on the road.
- Has appeared in 62 games overall, making 59 starts (49 at catcher, 8 at 1st base, 2 at DH).

#21 FREDDY SANCHEZ (---, 0 HR, 0 RBI) **ON 15-DAY DL W/RIGHT SHOULDER DISLOCATION**

- Has started the season on the disabled list, recovering from right shoulder surgery.
- Was placed on rehab assignment with Class A Advanced San Jose on April 23 and appeared in just 3 games before being taken off rehab on April 27 after feeling strain in his shoulder during pre-game warmups.
- Also dealt with a lower back problem that forced him to stop his rehab.

#29 HECTOR SANCHEZ (.261, 2 HR, 18 RBI)  
Roadtrip (.125, 1x8, 0 HR, 0 RBI)

**Current streak:** 1 game (1x4)  
**Last HR:** 5/21/12 at MIL, off Jose Veras (L) (ABs since: 28)

- Has hit safely in 18 of 29 games this season, making 21 starts (all at C).
- 9 of his 18 RBI this season have come in his last 11 contests.
- Has thrown out 7 of 18 (38.8%) attempted base thieves this year, **9 of 30 (30.0%) in his career.**
- **Is 4-for-5 with 8 RBI with the bases loaded this season.**
- Is 1-for-6 as a pinch-hitter.

#48 PABLO SANDOVAL (.304, 5 HR, 19 RBI)  
Roadtrip (.238, 5x21, 0 HR, 1 RBI)

**Current streak:** Hitless last game (0x3)  
**Last HR:** 5/1/12 vs. MIA, off Ricky Nolasco (ABs since: 42)

- Has gone 11-for-40 (.275) with 4 RBI in 10 games since being activated from the 15-day DL on June 9.
- Overall, is batting .304 (41-for-135) with 7 2Bs, 5 HRs and 19 RBI in 35 games this season.
- **Is seeing a career-high 3.69 P/PA this season...his career avg. is 3.44.**
- Was placed on the 15-day DL on May 3 with a fracture to his left hamate bone and had successful surgery on May 4...had the same injury last year to his right hand and missed 40 games.

#12 NATE SCHIERHOLTZ (.256, 3 HR, 11 RBI)  
Roadtrip (.200, 1x5, 0 HR, 0 RBI)

**Current streak:** Hitless last 3 games (0x4)  
**Last HR:** 4/23/12 at NYM, off Miguel Batista (ABs since: 82)

- Is hitting .400 (6-for-15) over his last 8 games with a 2B, 3B and 1 RBI.
- Has started 5 of SF's last 12 games after starting only 5 of the Giants' previous 35 contests.
- **Is 3-for-27 (.111) against left-handers, however entered the season, batting .317 off them.**
- Is 3-for-19 (.158) as a pinch-hitter this season.

#5 RYAN THERIOT (.275, 0 HR, 15 RBI)  
Roadtrip (.364, 8x22, 0 HR, 3 RBI)

**Current streak:** 4 games (8x17)  
**Last HR:** 6/9/11 at HOU, off Fernando Rodriguez (ABs since: 367)

- **Has hit .333 (31-for-93) with 4 2Bs, 3B and 13 RBI in 23 games since being activated from the 15-day DL on May 24.**
- **Is batting .347 (26-for-75) this month, which is the 6th-highest clip in the NL.**
- Has recorded a multi-hit game in 8 of his last 19 contests.
- Is 9-for-his-last-20 (.450) with runners in scoring position, and is 11-for-39 (.282) overall.
- Is batting .321 (27-for-84) vs. righties and just .215 (14-for-65) vs. lefties.
- Has started 36 games, all at 2nd base.

#### HOME RUN BREAKDOWN

Player	vs.		Home	Road
	LHP	RHP		
Arias		1		1
Belt	3		3	
Blanco	3	1	2	2
Burriss				
Cabrera	3	3	1	5
Crawford		1		1
Christian				
Pagan	3	2	1	5
Posey	2	6	1	7
H. Sanchez	1	1		2
Sandoval	1	4	2	4
Schierholtz		3		3
Theriot				

#### RUNNERS ON

Player	0	1	2	3
Arias		1		
Belt		3		
Blanco	3	1		
Burriss				
Cabrera	3	3		
Crawford	1			
Christian				
Pagan	3	1	1	
Posey	4	3		1
H. Sanchez	1	1		
Sandoval	2	3		
Schierholtz	1	1	1	
Theriot				

#### MULTI-HR

Player (Career #)	Date/Opp
Nate Schierholtz (2)	4/11 at COL

#### BACK-TO-BACK

Players	Date/Opp (Inn)
Schierholtz/Crawford	4/11 at COL (4th)

#### GAME ENDING

Player (Career #)	Date/Opp
-------------------	----------

#### GRAND SLAMS

Player (Career #)	Date/Opp
-------------------	----------

#### LEADOFF


Player (Career #)	Date/Opp
Angel Pagan (#4)	4/27 vs. SD

#### PINCH-HIT

Player (Career #)	Date/Opp
Brett Pill (#1)	4/7 at AZ


#### INSIDE THE PARK

Player (Career #)	Date/Opp
-------------------	----------



**GIANTS VS. A'S**  
SINCE 1997: 43-46

**2012 MEETINGS** (SF leads season series, 2-1)



**AT&T PARK**  
(2-1 in 2012, 23-16 all-time)

D	W/L	SC	WINNER/LOSER	D	W/L	SC	WINNER/LOSER
5/18	W	8-6	Zito/Parker	6/22			
5/19	W	4-0	Vogelsong/Ross	6/23			
5/20	L	2-6	Colon/Lincecum	6/24			

**O.co Coliseum**  
(0-0 in 2012, 17-26 all-time)

**SERIES NOTES...**SF took 2 of 3 games from Oakland last month.

- The Giants and A's split their season series last year, 3-3, with each team winning 3 games at their home park.
- Since Interleague Play began in 1997, the A's and Giants have faced one another every year twice...Oakland owns the upper hand, having gone 46-43 (.517) against San Francisco in the all-time series.
- The Giants have won 8 of the last 12 games against the A's.**
- SF has lost 6-straight games to Oakland here at the Coliseum and have not won here since June 24, 2009.

**GIANTS HITTERS CAREER AT OAKLAND COLISEUM**

PLAYER	AVG	AB	H	HR	RBI
Arias	.190	21	4	0	2
Belt	----	--	--	--	--
Blanco	.167	6	1	0	1
Burriss	.308	13	4	0	0
Cabrera	.203	59	12	1	5
Christian	----	--	--	--	--
Crawford	.111	9	1	0	0
Pagan	----	--	--	--	--
Posey	----	--	--	--	--
Sanchez	----	--	--	--	--
Sandoval	.229	35	8	0	2
Schierholtz	.333	21	7	1	2
Theriot	----	--	--	--	--

**GIANTS PITCHERS CAREER AT OAKLAND COLISEUM**

*STARTERS*

PITCHER	W-L-S	ERA	G	IP	H	ER
Bumgarner	-----	---	--	--	--	--
Cain	1-2-0	1.19	4	30.1	15	4
Lincecum	<b>2-1-0</b>	<b>1.23</b>	<b>3</b>	<b>22.0</b>	<b>17</b>	<b>3</b>
Vogelsong	0-0-0	13.50	1	4.0	8	6
Zito	51-32-0	3.77	112	723.2	632	303

*BULLPEN*

PITCHER	W-L-S	ERA	G	IP	H	ER
Affeldt	0-1-0	3.68	7	7.1	7	3
Casilla	3-2-2	4.22	73	81.0	78	38
Hensley	-----	---	--	--	--	--
Kontos	-----	---	--	--	--	--
Lopez	0-1-0	11.25	6	4.0	4	5
Loux	1-0-0	1.29	1	7.0	5	1
Romo	0-0-0	3.00	3	3.0	2	1

**CATCHER'S CORNER**

CATCHER	G	CS	SBA	PCT	PB	ERA	(ER/IP)
Posey	49	11	45	24.4%	1	3.18	154/435.1
H. Sanchez	23	7	18	38.9%	1	4.15	87/188.2

**GIANTS MONTHLY BREAKDOWN**

MONTH	W-L	AVG	R	R/G	HR	ERA	IP	H	BB	SO
April	12-10	.261	90	4.1	20	3.38	294.2	178	63	159
May	15-14	.259	114	3.9	11	3.38	263.0	235	97	222
<b>June</b>	<b>11-8</b>	<b>.271</b>	<b>73</b>	<b>3.8</b>	<b>12</b>	<b>3.73</b>	<b>166.1</b>	<b>153</b>	<b>49</b>	<b>140</b>
July	---	----	--	--	--	----	--	--	--	--
August	---	----	--	--	--	----	--	--	--	--
Sept.	---	----	--	--	--	----	--	--	--	--
October	---	----	--	--	--	----	--	--	--	--

**THE DISABLED AND BEREAVEMENT LIST**

PLAYER	INJURY	DL TYPE	PLACED (RETRO)	REINSTATED/ELIGIBLE	GAMES MISSED	SF'S W-L
<i>Dan Runzler</i>	<i>left latissimus dorsi strain</i>	<i>15-day</i>	<i>March 30 (March 26)</i>	<i>April 10</i>	<i>70</i>	<i>38-32</i>
<i>Freddy Sanchez</i>	<i>right shoulder dislocation</i>	<i>15-day</i>	<i>March 30 (March 26)</i>	<i>April 10</i>	<i>70</i>	<i>38-32</i>
<i>Eric Surkamp</i>	<i>left elbow strain</i>	<i>15-day</i>	<i>March 30 (March 26)</i>	<i>April 10</i>	<i>70</i>	<i>38-32</i>
<i>Brian Wilson</i>	<i>right elbow sprain</i>	<i>60-day</i>	<i>April 15 (April 13)</i>	<i>April 27</i>	<i>62</i>	<i>34-28</i>
<i>Aubrey Huff</i>	<i>right knee sprain</i>	<i>15-day</i>	<i>June 14 (June 13)</i>	<i>June 28</i>	<i>6</i>	<i>2-4</i>
Jeremy Affeldt	right knee sprain	15-day	May 1 (April 28)	May 13	14	6-8
Aubrey Huff	Anxiety disorder	15-day	April 25 (April 22)	May 7	14	7-7
Pablo Sandoval	left hamate fracture	15-day	May 3	June 9	35	21-14
Ryan Theriot	right elbow strain	15-day	May 11 (May 9)	May 24	13	8-5
Ryan Vogelsong	lower back strain	15-day	March 30 (March 27)	April 11	8	4-4

Note: Players in italics are currently on DL/BL

**2012 TRANSACTIONS**

Date	Player	Transaction	Date	Player	Transactions
1/11	Ryan Vogelsong	Signed 2-year contract	4/28	Eric Hacker	Optioned to triple-A Fresno
1/16	Angel Pagan	Signed (avoids arbitration)		Steve Edlefsen	Recalled from triple-A Fresno
1/17	Nate Schierholtz	Signed (avoids arbitration)	4/29	Jeremy Affeldt	Placed on 15-day DL
	Yusmeiro Petit	Signed to minor lg contract		Travis Blackley	Contract purchased from triple-A
	Santiago Casilla	Signed (avoids arbitration)	5/3	Conor Gillaspie	Recalled from triple-A Fresno
	Melky Cabrera	Signed (avoids arbitration)		Pablo Sandoval	Placed on 15-day DL
1/18	Pablo Sandoval	Signed (3-year extension)	5/7	Guillermo Mota	Suspended by Commissioners Office
	Brian Burres	Signed minor lg contract		Aubrey Huff	Reinstated from 15-day DL
1/20	Sergio Romo	Signed (avoids arbitration)	5/11	Shane Loux	Contract purchased from triple-A
1/27	Tim Lincecum	Signed (avoids arbitration)		Ryan Theriot	Placed on 15-day DL
1/31	Clay Hensley	Signed as free agent (1-year)	5/13	Jeremy Affeldt	Reinstated from 15-day DL
2/7	Guillermo Mota	Signed as free agent (1-year)		Travis Blackley	Designated for assignment
2/8	Ryan Theriot	Signed as free agent (1-year)		Conor Gillaspie	Optioned to triple-A
2/8	Justin Christian	Designated for assignment		Charlie Culberson	Recalled from triple-A
2/13	Justin Christian	Released	5/15	Travis Blackley	Claimed off waivers by Oakland
2/15	Ramon Ortiz	Signed to minor lg contract	5/18	Brad Penny	Agreed to terms on minor lg deal
2/15	Justin Christian	Cleared waivers, free agent	5/23	Charlie Culberson	Optioned to triple-A
	Justin Christian	Signed minor lg contract	5/24	Ryan Theriot	Reinstated from 15-day DL
	Travis Blackley	Signed minor lg contract	6/8	Brett Pill	Optioned to triple-A
3/26	Ramon Ortiz	Released	6/9	Pablo Sandoval	Reinstated from 15-day DL
3/30	Dan Runzler	Placed on 15-day DL	6/9	Steve Edlefsen	Optioned to triple-A
	Freddy Sanchez	Placed on 15-day DL	6/9	George Kontos	Recalled from triple-A
	Eric Surkamp	Placed on 15-day DL	6/15	Jason Christian	Contract purchased from triple-A
	Ryan Vogelsong	Placed on 15-day DL		Aubrey Huff	Placed on 15-day DL
	Mike Fontenot	Released			
4/2	Matt Cain	Signed to 5-year extension			
4/3	Mike Fontenot	Cleared release waivers			
4/4	Gregor Blanco	Purchased contract from triple-A			
	Steve Edlefsen	Optioned to triple-A			
	Eli Whiteside	Optioned to triple-A			
	Joaquin Arias	Reassigned to triple-A			
	Justin Christian	Reassigned to triple-A			
	Jean Machi	Reassigned to triple-A			
	Chris Stewart	Traded to Yankees for RHP			
	George Kontos				
4/6	Angel Villalona	Placed on restricted list			
4/15	Brian Wilson	Placed on 15-day DL			
	Ryan Vogelsong	Reinstated from 15-day DL			
4/16	Madison Bumgarner	Signed 5-year extension			
4/25	Joaquin Arias	Contract purchased from triple-A			
	Aubrey Huff	Placed on 15-day DL			
4/27	Eric Hacker	Contract purchased from triple-A			
	Dan Otero	Optioned to triple-A			
	Brian Wilson	Transferred to 60-day DL			

HIGH AND LOWS

LAST TIME IT HAPPENED (SINCE 1958)

TEAM MISCELLANEOUS

Most Games Over .500..... 9 (2x), last: 6/15 (37-28)
Most Games Under .500..... 3, 4/11 (0-3)
Longest Winning Streak:..... 4, 6/1-4
Longest Losing Streak:..... 4 (2x), last: 5/1-5/4
Longest Home Winning Streak:..... 4, 6/1-6/4
Longest Road Winning Streak:..... 4, 5/12-5/22
Longest Home Losing Streak:..... 4, 5/1-5/4
Longest Road Losing Streak:..... 3, 4/6-4/8
Biggest Winning Margin:..... 10: 6/13 vs. HOU (10-0)
Biggest Losing Margin:..... 9, 4/11 at COL (8-17)
Largest Comeback:..... 6, 4/11 at COL (lost, 8-17)
Largest Comeback Win:.. 2 (3x), last: 6/4 vs. CHC (trailed 2-0, won 3-2)
Largest Lead Surrendered:..... 6, 4/8 at AZ (lost 7-6)
Walk-off Wins:..... 4/14 vs. PIT (Cabrera, FC; Barmes, E)
..... 4/18 vs. PHI (Cabrera, 1B)
..... 5/6 vs. MIL (H. Sanchez, 1B)
Walk-off Losses:..... 4/21 at NYM (Posey, Error)
..... 6/5 at SD (Forsythe, HR)
..... 6/17 at SEA (Smoak, 1B)
Longest Game, Extra Innings:..... 14, 5/21 at MIL (W, 4-3)
Longest Game, Time:..... 4:34, 5/21 at MIL
Longest Game, Time - 9 Innings:..... 3:54, 5/24 at MIA
Quickest Game:..... 2:10, 4/13 vs. PIT
Largest Crowd, Home:..... 42,418, 6/10 vs. TEX
Smallest Crowd, Home :..... 41,082, 5/4 vs. MIL
Sellouts, Home:..... 35, last: 6/14 vs. HOU
Largest Crowd, Road:..... 49,282, 4/9 at COL

TEAM BATTING

Runs, Game, SF:..... 14, 5/24 at MIA
Runs, Game, Opponents:..... 17, 4/11 at COL
Runs, Inning, SF:..... 7, 4/11 at COL (4th)
Runs, Inning, SF at home..... 4 (2x), last: 5/19 vs. OAK (7th)
Runs, Inning, SF on road..... 7, 4/11 at COL (4th)
Runs, Inning, Opponents:..... 7, 4/11 at COL (5th)
Most Hits, Game, SF:..... 15 (3x), last: 6/13 vs. HOU
Fewest Hits, Game, SF:..... 3, 6/10 vs. TEX
Most Hits, Game, Opponents:..... 22, 4/11 at COL
Fewest Hits, Game, Opponents:..... 0: 6/13 vs. HOU
Hits, Inning, SF:..... 6, 4/11 at COL (4th)
Hits, Inning, Opponents:..... 7, 4/11 at COL (5th)
Home Runs, Game, SF:..... 3 (3x), last: 6/13 vs. HOU
Home Runs, Game, Opponents:..... 3, 6/5 at SD
Steals, Game, SF:..... 4, 5/24 at MIA
Steals, Game, Opponents:..... 4, 5/3 vs. MIA

INDIVIDUAL BATTING

Most At-Bats, Game:..... 6, Arias, Blanco, May 21 at MIL
Runs, Game:..... 3 (4x), last: Cabrera, 5/27 at MIA
Runs, Inning:..... 1, several players
Hits, Game:..... 4 (4x), last: Theriot, 6/7 at SD
Hits, Inning:..... 1, several players
Doubles, Game:..... 2 (8x), last: Blanco, 5/28 vs. ARI
Triples, Game:..... 1 (24x), last: Crawford, 6/18 at LAA
Home Runs, Game:..... 2, Schierholtz, 4/11 at COL
Extra Base Hits:..... 2 (18x), last: Schierholtz, 6/9 vs. TEX
RBI, Game:..... 4 (2x), last: Cabrera, Pagan, 5/24 at MIA
Totals Bases, Game:..... 8 (2x), last: Schierholtz, 4/23 at NYM (GMI)
Walks, Game:..... 4, Posey, 6/4 vs. CHC
Strikeouts, Game:..... 3 (12x), last: Vogelsong, 6/4 vs. CHC
Steals, Game:..... 2 (2x), last: Theriot, 6/16 at SEA
Most Ground Into Doubleplay, Game: 2 (3x), last: H. Sanchez, 6/19 at LAA

TEAM PITCHING

Runs Allowed, Game:..... 17, 4/11 at COL
Fewest Runs Allowed, Game:..... 0 (6x), last: 6/13 vs. HOU
Runs Allowed, Inning:..... 7, 4/11 at COL (5th)
Hits Allowed, Game:..... 22, 4/11 at COL
Fewest Hits Allowed, Game:..... 0: 6/13 vs. HOU
Hits Allowed, Inning:..... 7, 4/11 at COL (5th)
Strikeouts, Game, SF:..... 17, 5/21 at MIL
Strikeouts, Game, Opponents:..... 15, 5/23 at MIL
Walks Allowed, Game, SF:..... 10, 5/2 vs. MIA
Walks Allowed, Game, Opponents:..... 10, 5/15 vs. COL
Scoreless Innings Streak, SF:..... 17.0, 4/18-4/20

INDIVIDUAL PITCHING

Strikeouts, Starter:..... 14, Cain, 6/13 vs. HOU
Strikeouts, Reliever:..... 4, Kontos, 6/19 at LAA
Strikeouts, Opponent:..... 10, Friedrich, 5/14 vs. COL
Fewest Hits Allowed, CG, SF:..... 0, Cain, 6/13 vs. HOU
Fewest Hits Allowed, CG, Opp.:..... 5, Harrison, 6/8 vs. TEX
Walks:..... 7, Zito, 5/2 vs. MIA
Walks, Opponent:..... 5 (2x), last: Samardzija, 6/4 vs. CHC
Home Runs Allowed:..... 2 (9x), last: Loux, 6/20 at LAA
Home Runs Allowed, Opponent:..... 2 (7x), last: Vargas, 6/15 at SEA
Innings, Starter:..... 9.0 (4x), last: Cain, 6/13 vs. HOU
Innings, Reliever:..... 3.0, Loux, 5/20 vs. OAK
Fewest Innings, Starter:..... 2.1, Lincecum, 4/11 at COL
Scoreless Innings Streak, Starter:..... 18.0, Cain, 4/13-4/18
Scoreless Innings Streak, Reliever:..... 10.1, Romo, 4/8-5/14
Winning Streak:..... 8, Cain, 5/12-present
Losing Streak:..... 6, Lincecum, 5/9-present

TEAM & INDIVIDUAL FIELDING

Errors, Game, Team:..... 4, 6/7 at SD
Errors, Game, Opponent:..... 5, 4/8 at AZ
Errors, Game, Individual:..... 2 (4x), last: Crawford, 5/3 vs. MIA
Errors, Consecutive Games, Team:..... 5, 5/23-5/27
Errors, Consecutive Games Without, Team:..... 6, 6/1-6/6
Double Plays, Turned, Game, Team:..... 4, 5/8 at LAD
Opponents Double Plays, Turned, Game, Team: 4 (2x), last: 5/19 vs. OAK

EJECTIONS

Player/Coach Date Inn. Umpire Reason
Bruce Bochy 4/8 at AZ B7 Mike DiMuro Arguing call at plate

GIANTS PLAYERS

Perfect game:..... Matt Cain, 6/13/12 vs HOU (W, 10-0)
No-hitter..... Matt Cain, 6/13/12 vs HOU (W, 10-0)
Complete game, one-hitter:..... Matt Cain, 4/13/12 vs. PIT (W, 5-0)
Complete-game, 2-hitter:..... Tim Lincecum, 6/29/09 at STL (W, 10-0)
Shutout:..... Matt Cain, 6/13/12 vs HOU (W, 10-0)
10 or more Ks, one game:..... Matt Cain, 6/13/12 vs HOU (14) (W, 10-0)
4 strikeouts, one inning:..... Jerry Spradlin, 7/22/99 vs. SD, 7th
10-plus innings pitched:..... Mike LaCoss, 8/16/87 vs. LAD (W, 1-0)
Consecutive CG shutouts:.. Livan Hernandez, 8/19/02 at FLA (W, 3-0);
Jason Schmidt, 8/20/02 vs. NYM (W, 1-0)
Consecutive shutouts, same pitcher:..... Livan Hernandez, 8/18/00 vs. ATL (W, 2-0); 8/23/00 vs. FLA (W, 5-0)
Two consecutive complete games, same pitcher:..... Matt Cain, 5/22/10 at OAK (L, 2-4); 5/28/10 vs. FLA (W, 5-0)
Inside-the-park HR:..... Conor Gillaspie, 9/27/11 vs. COL
Leadoff HR to begin game:..... Andres Torres, 8/18/10 at PHI
Leadoff HR to begin Giants 1st inning:..... Angel Pagan, 4/27/12 vs. SD
Pitcher hits HR:..... Madison Bumgarner, 6/12/12 vs. HOU (3rd)
HRs, both sides of the plate:..... Randy Winn, 8/30/08 at CIN
3 HRs, one game:..... Aubrey Huff, 6/2/11 at STL
4 HRs, one game:..... Willie Mays, 4/30/61 at MIL
Back-to-back HRs:..... Nate Schierholtz, Brandon Crawford, 4/11/12 at COL (4th)
Back-to-back-to-back HRs:..... Barry Bonds, Ray Durham, Pedro Feliz, 7/20/06 vs. SD (8th)
Two grand slams:..... Never
Pinch-hit grand slam:..... Rich Aurilia, 6/12/03 at CWS (9th)
2 HRs, same inning:..... Pablo Sandoval, 9/18/11 at COL (4th)
5 hits, one game:..... Nate Schierholtz, 4/28/10 vs. PHI
6 hits, one game:..... Mike Benjamin, 6/14/95 at CHC
3 doubles, one game:..... Pablo Sandoval, 9/11/11 vs. LAD
3 triples, one game:..... Willie Mays, 9/15/60 at PHI
4 or more steals, one game:..... Never
Steal of home:..... Gregor Blanco, 5/28/12 vs. ARI (1st)
Hit for cycle:..... Pablo Sandoval, 9/15/11 at COL
Multi-hit game by pitcher:..... Matt Cain (2), 5/12/12 at ARI
20+ Game Hit Streak:..... Pablo Sandoval (20), 4/6-4/27, 2012
..... Angel Pagan (20), 4/14-5/6, 2012
Hit Into A Triple Play:..... Aaron Rowand, 9/6/09 (5-4-3) at MIL (6th)

GIANTS TEAM

20+ Runs, Game:..... 23, 6/8/90 at ATL
10+ Runs, Inning:..... 10, 9/7/08 vs. PIT (4th)
20+ Hits, Game:..... 22, 5/13/07 at COL
10+ Hits, Inning:..... 10, 6/29/67 at STL (1st)
8+ Home Runs, Game:..... 8, 4/30/61 at MIL
5+ Home Runs, Inning:..... 8/23/61 at CIN (9th)
6+ Stolen Bases, Game:..... 7/17/11 at SD
4+ Stolen Bases, Inning:..... 6/27/84 vs. CIN (3rd)
Turn A Triple Play:..... 5/30/08 (5-4-3) vs. SD (8th)

RECORD BY BATTING ORDER POSITION

1st: Blanco (25-19), Pagan (12-13), Schierholtz (1-0)
2nd: Arias (2-1), Belt (1-1), Burriss (0-1), Cabrera (12-11), Crawford (8-3), Culberson, (0-1), Gillaspie (1-2), Pagan (0-1), Sandoval (0-1), Theriot (14-10)
3rd: Cabrera (25-18), Pagan (0-2), Sandoval (13-12)
4th: Huff (2-1), Pagan (2-1), Pill (1-0), Posey (32-27), H. Sanchez (0-2), Sandoval (0-1), Schierholtz (1-0)
5th: Belt (1-3), Huff (2-5), Pagan (20-13), Pill (7-5), H. Sanchez (4-3), Sandoval (1-1), Schierholtz (3-2)
6th: Arias (4-5), Belt (11-14), Huff (3-1), H. Sanchez (5-2), Sandoval (3-3), Schierholtz (5-6), Theriot (1-0), Pagan (1-0), Pill (5-1)
7th: Arias (15-9), Belt (5-4), Burriss (5-4), Crawford (5-6), Culberson (2-0), H. Sanchez (1-3), Schierholtz (3-3), Theriot (2-3)
8th: Arias (2-2), Bumgarner (0-1), Burriss (9-9), Crawford (20-15), Culberson (2-0), Gillaspie (1-1), H. Sanchez (0-1), Schierholtz (0-1), Theriot (4-2)
9th: Arias (1-1), Bumgarner (9-3), Burriss (0-2), Cain (10-3), Christian (1-0), Crawford (0-2), Hacker (0-1), Lincecum (2-11), Vogelsong (8-3), Zito (7-6)

RECORD BY STARTING POSITION

C: Posey (28-21), H. Sanchez (10-11)
1B: Belt (18-22), Huff (7-3), Pill (9-3), Posey (4-4)
2B: Arias (0-2), Burriss (13-14), Culberson (4-1), Theriot (21-15)
3B: Arias (19-11), Burriss (1-1), Gillaspie (2-3), Sandoval (16-17)
SS: Arias, (5-5), Burriss (0-1), Crawford (33-26)
LF: Blanco (1-3), Cabrera (33-22), Huff (0-4), Pill (4-3)
CF: Blanco (3-2), Pagan (35-30)
RF: Blanco (21-13), Cabrera (4-7), Schierholtz (13-12)
P: Bumgarner (9-5), Cain (11-3), Hacker (0-1), Lincecum (2-12), Vogelsong (9-4), Zito (7-7)
DH: Blanco (0-1), Christian (1-0), Posey (0-2), Sandoval (1-1)

GIANTS SCORING BY INNINGS

Table with columns for Innings 1-9, EXTRA, and TOTAL. Rows for Giants and Opp.

GIANTS STATS BY POSITION

Table with columns for C, 1B, 2B, 3B, SS, LF, CF, RF, P, DH, PH. Rows for HRs and RBI.


GIANTS STATS BY ORDER


Table with columns for 1st, 2nd, 3rd, 4th, 5th, 6th, 7th, 8th, 9th. Rows for HRs and RBI.








# Minor League Report


FRESNO GRIZZLIES	PACIFIC COAST LEAGUE (AAA)	PACIFIC SOUTHERN DIVISION	45-28, 2nd PLACE, -0.5GB
	<b>WP:</b> Daniel Straily (SAC) (1-0, 0.00) <b>LP:</b> Matt Yourkin (FRE) (1-4, 8.76) <b>SV:</b> None	<b>Game Recap:</b> Fresno dropped a 6-0 contest to Sacramento last night and are now a 0.5 game behind of the 1st-place River Cats in the Pacific Coast League's Pacific Southern Division... <b>LHP Matt Yourkin</b> (1-4, 8.76) started and surrendered 6 ERs on 5 hits and 4 BBs with 2 Ks in only 4.0 innings... <b>CF Skyler Stromsmoe</b> (.267) was the only Grizzly with a multi-hit game, going 3-for-4 with 2 stolen bases.	
	<b>Home Runs:</b> <b>SAC:</b> Stephen Parker (5), Brandon Hicks (13) <b>FRE:</b> None  <b>Today's Game:</b> 7:05 p.m. (PT) at Sacramento		

RICHMOND FLYING SQUIRRELS	EASTERN LEAGUE (AA)	WESTERN DIVISION	36-36, T3rd PLACE, -9.0 GB
	<b>WP:</b> Micahel Kickham (RIC) (5-5, 2.82) <b>LP:</b> Adam Miller (TRE) (0-2, 4.37) <b>SV:</b> None	<b>Game Recap:</b> Richmond won by a 7-2 margin last night over Trenton to bring their record to .500... <b>RHP Michael Kickham</b> (5-5, 2.82) earned the win as he worked through 5.2 innings, allowing 1 run on 4 hits and 6 walks with 5 strikeouts... <b>CF Gary Brown</b> (.247) had a multi-hit game as he went 3-for-6 with his 11th 2B, 2 RBI and his 19th stolen base of the season.	
	<b>Home Runs:</b> <b>TRE:</b> None <b>RIC:</b> None  <b>Today's Game:</b> 4:05 p.m. (PT) vs. New Britain		

SAN JOSE GIANTS	CALIFORNIA LEAGUE (HIGH-A)	NORTH DIVISION	1-0, T1st PLACE, +1.0 GA
	<b>WP:</b> Taylor Rogers (SJ) (4-6, 4.38) <b>LP:</b> Raymond Hernandez (VIS) (5-4, 4.76) <b>SV:</b> None	<b>Game Recap:</b> The Giants beat Visalia 11-1 in the 2nd half opener last night... <b>RHP Taylor Rogers</b> (4-6, 4.38) started and earned the win as he allowed just 1 run on 5 hits (1 HR) and 2 walks with 3 strikeouts... <b>SS Joe Panik</b> (.264) had a 3-for-5 night as he hit his 3rd home run of the season and drove in 3 runs... <b>CF Chris Lofton</b> (.254) also had a big night as he went 3-for-4 with a 2B and a 3-run HR.	
	<b>Home Runs:</b> <b>VIS:</b> Michael Freeman (2) <b>SJ:</b> Joe Panik (3), Jarrod Parker (7), Chris Lofton (3)  <b>Next game:</b> 7:00 p.m. (PT) at Visalia		

AUGUSTA GREENJACKETS	SOUTH ATLANTIC LEAGUE (LOW-A)	SOUTH DIVISION	1-0, T1st PLACE, +1.0 GA
	<b>WP:</b> Clayton Blackburn (AUG) (4-2, 3.17) <b>LP:</b> Logan Verrett (SAV) (2-1, 2.40) <b>SV:</b> Cody Hall (AUG) (11)	<b>Game Recap:</b> The GreenJackets beat Savannah last night 9-8 as they overcame Savannah's 4 run 9th inning to hold on to the victory... <b>RHP Clayton Blackburn</b> (4-2, 3.17) started and earned the win as he allowed 4 runs on 8 hits and no walks with 8 strikeouts in 6.0 frames... <b>3B Jose Flores</b> (.308) went 3-for-5 with 2 2Bs and 3 runs scored as <b>C Jeff Arnold</b> (.273) went 3-for-4 with 2 RBI.	
	<b>Home Runs:</b> <b>AUG:</b> None <b>SAV:</b> None  <b>Next Game:</b> 4:05 p.m. (PT) at Savannah		

SALEM-KEIZER VOLCANOES	NORTHWEST LEAGUE (SHORT-SEASON)	WEST DIVISION	5-2, 1ST PLACE, +1.0 GA
	<b>WP:</b> Mason McVay (SK) (1-0, 3.00) <b>LP:</b> Enrique Burgos (YAK) (0-1, 9.82) <b>SV:</b> Tyler Mizenko (SK) (2)	<b>Game Recap:</b> Salem-Keizer improved to 5-2 as they beat Yakima 6-4 last night... <b>RHP Joan Gregorio</b> (0-0, 3.75) started for the Volcanoes and tossed 6.0innings while allowing 3 runs on 5 hits with 2 strikeouts... <b>RF Andrew Cain</b> (.350) went 2-for-5 with his 1st HR of the season.	
	<b>Home Runs:</b> <b>SK:</b> Andrew Cain (1) <b>YAK:</b> Josh Parr (1)  <b>Today's Game:</b> 7:05 p.m. (PT) at Yakima		

ARIZONA GIANTS	ARIZONA LEAGUE (ROOKIE)	EAST DIVISION	0-2, T11TH PLACE, -1.5 GB
	<b>WP:</b> Karl Triana (ARI) (1-0, 0.00) <b>LP:</b> Renzo Freite (GIA) (0-1, 81.00) <b>SV:</b> Donald Medlinger (ARI) (1)	<b>Game Recap:</b> The Arizona Giants' fell to the Arizona Diamondbacks last night 4-2...Giants were aggressive on the basepaths as they stole 6 bases... <b>RHP Luis Angeles</b> (0-0, 0.00) had a great 1st outing as he tossed 4.0-scoreless frames, allowing just 1 hit and 1 walk with 5 strikeouts... <b>CF Randy Ortiz</b> (.333) was lone Giant to have a multi-hit game, going 2-for-4 with 2 stolen bases.	
	<b>Home Runs:</b> <b>GIA:</b> None <b>ARI:</b> None  <b>Today's Game:</b> 7:00 p.m. (PT) at AZL-Cubs		