



Game Information

AT&T Park, 24 Willie Mays Plaza, San Francisco, CA 94107 • sfgiants.com/sfgigantes.com

Game #72

SAN FRANCISCO GIANTS MEDIA NOTES

June 23, 2012

Road Game #37 (18-18)

San Francisco Giants (39-32) at Oakland Athletics (34-37) Oakland-Alameda County Coliseum

TODAY'S GAME...The San Francisco Giants visit the Oakland Athletics in the middle game of this 3-game series...Giants' left-hander Madison Bumgarner (8-4, 2.92) will face A's right-hander Tyson Ross (2-6, 6.11).

PROBABLES AND BROADCAST SCHEDULE FOR THIS SERIES AND UPCOMING SET VS. LOS ANGELES (ALL TIMES PDT):

- **Sunday, June 24 at Oakland (1:05):** RHP Brandon McCarthy (6-3, 2.54) vs. RHP Matt Cain (9-2, 2.34) - CSN Bay Area
 - **Monday, June 25 vs. Los Angeles (7:15):** RHP Nathan Eovaldi (0-3, 2.35) vs. LHP Barry Zito (5-5, 4.35) - NBC Bay Area
 - **Tuesday, June 26 vs. Los Angeles (7:15):** LHP Clayton Kershaw (5-3, 2.73) vs. RHP Ryan Vogelsong (6-3, 2.41) - CSN Bay Area
 - **Wednesday, June 27 vs. Los Angeles (12:45):** RHP Chad Billingsley (4-6, 4.15) vs. RHP Tim Lincecum (2-8, 6.07) - CSN Bay Area
- note: all games broadcast on KNBR radio (English)/68 home games and 2 road contests broadcast on KTRB 860 ESPN Deportes (Spanish)*

THE GIANTS...came from behind to defeat the A's 5-4 last night...it marked SF's 15th come-from-behind win this season and just the 2nd time that they won a game when trailing after 8.0 innings (also: April 26 at Cincinnati).

- Are now 3-4 on this 10-day, 9-game road trip to SEA (1-2), LAA (1-2) and OAK (1-0).
- Despite last night's win, have still lost 5 of their last 8 games.
- Enter today's game in 2nd place in the NL West, 3.0 games behind 1st-place LA.

INSIDE THE SERIES... Since Interleague Play began in 1997, the A's and Giants have faced one another every year twice...Oakland owns the upper hand, having gone 46-44 (.511) against San Francisco in the all-time series...however, **the Giants have won 9 of their last 13 games against the A's.**

ON THE MOUND...LHP Madison Bumgarner enters today's game having won his last 3 decisions...in his last 4 starts, the southpaw has gone 3-0 with a 2.43 ERA (8er, 29.2ip).

LET'S PUT TOGETHER A STREAK...The Giants haven't won 2 consecutive games since defeating Houston in the 1st 2 games of that series from June 12-13.

A GIANT HAPPY BIRTHDAY...Happy Birthday to Giants hitting coach Hensley (Bam Bam) Meulens, who turns 45 years old today.

BRANDON BELTING...IF Brandon Belt enters today's game having hit safely in a career-best 10 games, batting .419 (13-for-31) with 3 2Bs, 3 HRs and 9 RBI during this stretch.

CASILLA CLOSING...RHP Santiago Casilla sealed his 20th save of the season last night...he's now just 1 save shy of the NL lead, currently held by Atlanta's Craig Kimbrel (21)...Casilla has gone 20-for-21 in save chances this season and has converted each of his last 15 opportunities.

CATCH US IF YOU CAN...San Francisco stole a season-high 4 bases last night (2nd time this year with 4 stolen bases in a game)...**SF has been successful in 19 of their last 21 stolen base attempts...**their 58 stolen bases overall are the 3rd-most in the NL...the Giants are just 27 stolen bases away from matching their season total from last year (85).

DID YOU KNOW?...Giants pitchers have allowed the 2nd-fewest amount of home runs in the Majors this season, surrendering 54 clouts in 71 games (Nationals have allowed the fewest with 50).

WITH RISP...The Giants are hitting just .222 (143-for-645) with runners in scoring position this year, the 3rd-lowest figure in the NL...however, they've been much better as of late, batting .271 (39-for-144) in their last 15 games.

WITH THE GLOVES...The Giants' 60 errors this season are the most in the National League and tied with the Rays for the 2nd-most in the Majors behind Baltimore (62).

CLOSE ONES...San Francisco has 15 one-run wins this season, tied with the Twins for the 3rd-most in the Majors...only the Dodgers (18) and Pirates (17) have more such victories.

ON TAP...Following this 3-game series with the A's, the Giants will return home for the start of a 7-game homestand against a pair of 1st-place teams, the Dodgers (Monday-Wednesday) and Reds (Thursday-Sunday).

THIS DATE IN GIANTS HISTORY

June 23, 2007 - In a 4 hour and 34 minute game, Nate Schierholtz provided the game-winning run against the Yankees in the 13th inning with a bloop single to have the Giants pull ahead 6-5.

LONGEST ACTIVE HIT STREAK IN NL

Rk	Player, Team	Streak
1	Ryan Braun, MIL	16
2	David Wright, NYM	12
3t	Brandon Belt, SF	10
3t	Chris Denorfia, SD	10

LOWEST OPPONENTS AVG. W/RISP IN NL

Rk	Player, Team	AVG
1	Jordan Zimmermann, WAS	.120
2	Matt Cain, SF	.148
3	Chris Capuano, LAD	.151
4	Wade Miley, ARI	.154
5	Ryan Dempster, CHC	.162
6t	Madison Bumgarner, SF	.167

HIGHEST TEAM AVG. ON ROAD IN NL

Rk	Team	AVG
1	San Francisco	.269
2	New York	.267
3	Philadelphia	.266

GIANTS ON THIS ROAD TRIP TO SEATTLE, LOS ANGELES-AL AND OAKLAND

Games:	7
Record:	3-4
Avg.:	.271 (67-for-247)
Avg. w/RISP:	.271 (19-for-70)
Runs Per Game:	3.4 (24 total)
Home Runs:	2
Stolen Bases:	11
ERA:	5.46 (36er, 59.1ip)
Starters W-L:	2-4
Starters ERA:	5.60 (25er, 41.1ip)
Relievers W-L:	1-1
Relievers ERA:	5.50 (11er, 18.0ip)
Saves/Opportunities:	3/3

MISCELLANEOUS RECORD

1st Game of Series:	13-11
Last Game of Series:	10-12
Rubber Game:	6-4
Get-Away Day:	10-7
Orange Jerseys:	2-3
Interleague Play:	6-7
At AT&T Park:	21-14
On Road:	18-18

GIANTS' RECORD WHEN THEY...

Score first	24-9	Lead after 7	33-1	Comeback wins	15
Score 4 or more	30-12	Tied after 7	4-2	Lineups Used	57
Score less than 4	9-20	Trail after 7	2-29	Last at-bat	9-5
Out-hit opp.	30-9	Lead after 8	34-0	Extra Innings	4-1
Out-hit by opp.	6-21	Tied after 8	3-3	Series Sweeps	1-2
Commit No Errors	24-13	Trail after 8	2-29	Series (W-L-S)	13-7-3
Commit Error	15-19	Hit at least 1 HR	18-11	1-game series	0-0
One-run games	15-11	Hit no HRs	21-21	2-game series	0-0-2
				3-game series	11-7-0
				4-game series	2-0-1



1905 • 1921 • 1922
1933 • 1954 • 2010



1904 • 1905 • 1911 • 1912 • 1913 • 1917
1921 • 1922 • 1923 • 1924 • 1933 • 1936 • 1937
1961 • 1964 • 1962 • 1989 • 2002 • 2010



1971 • 1987 • 1989 • 1997
2000 • 2003 • 2010



• Most wins in NL history
• Most players in the Hall of Fame (25)

#40 MADISON BUMGARNER LHP

Breakdown	W-L	ERA	G	IP	H	R	ER	BB	SO
2012 San Francisco	8-4	2.92	14	95.2	83	36	31	19	78
Career (4th season)	28-23	3.05	69	421.1	412	160	143	94	365
Career vs. Oakland	- Has never faced the Athletics in the regular season -								

BUMGARNER AT A GLANCE

- 22-year-old will be making his 15th start of the 2012 season...will mark his 67th start and 70th career appearance.
- His 8 wins are tied for the 7th-most in the National League.
- Has won his last 3 decisions.

MOST RECENT OUTING

- Received a no-decision in his last outing at Seattle last Sunday, as he tossed 8.0 innings, allowing 1 ER on 3 hits and 1 BB with 4 Ks.
- Threw 21 1st-pitch strikes to the 29 hitters he faced and retired 18-consecutive batters from the 2nd to the 8th inning.

CATCHING HIS BREATH

- Has gone 5-1 with a 2.08 ERA (10er, 43.1ip) in 6 outings this season when starting on 5 days of rest.

MAY VS. JUNE

- Is 3-0 with a 2.43 ERA (8er, 29.2ip) in 4 starts this month after going 1-3 with a 3.71 ERA (14er, 34.0ip) in 5 May assignments.

IN INTERLEAGUE

- In his last 3 Interleague starts he's 1-0 while fashioning a 1.21 ERA (3er, 22.1ip)...overall, he's gone 1-2 with a 4.55 figure (15er, 29.2ip) in 5 starts.

INNING EATER

- Has tossed at least 6.0 innings in all but 1 start this season (his very 1st start of 2012 he logged 4.0 innings).
- His 95.2 innings pitched are tied for the 5th-most the NL this season.
- Owns 9 quality starts.

TOUGH ON SOUTHPAWS

- Ranks 3rd among NL starters holding by left-handed batters to a .157 clip (13-for-83) with just 3 extra base hits (2 2Bs and 1 3B) this season.
- Lefties are slugging only .205 off him this year, which is 2nd-best among NL starters.
- Over his last 5 games, left-handed hitters are just 3-for-41 (.073) off him.

WITH RISP

- Is tied for 7th in the NL by holding opponents to a .167 clip (13-for-78) w/RISP...opponents are just 5-for-33 (.152) off him with RISP in his last 7 games.

VS. OAKLAND

- Has never faced the Athletics during the regular season.

AT THE PLATE

- Is 3-for-32 (.125) in 2012...hit his 1st career home run on June 12 vs. Houston.
- Batted in the 8th spot in the order on May 16 vs. St. Louis, just the 2nd time in Giants franchise history that the starting pitcher had batted in the 8th spot in the order (also: May 20, 2010 at AZ; Lincecum).
- Owns a lifetime .136 avg. (18-for-132) with 6 2Bs, HR, 8 RBI and 18 sacrifices.

CAREER NOTES

- Has gone 25-2 (.926) with a 2.18 ERA (54er, 222.2ip) when the Giants score at least 3 runs of support for him (32 starts)...SF is 27-5 (.844) in those contests.
- Has recorded 7 double-digit strikeout games in his career including career-high 13 Sept. 5, 2011 at San Diego.

TOMORROW'S STARTER: Matt Cain

- 2-time NL All-Star (2009 and 2011) will be making his 15th start of the 2012 season...has won his last 8 starts, a new career-high and the longest such win streak in Giants history since Rick Reuschel won 8 consecutive starts in 1989...hasn't had a losing decision since May 1 vs. Miami...pitching for the 1st time since his perfect game last Monday night against the Angels in Anaheim, Cain had his shortest start of the season, working 5.0 innings while allowing 3 runs on 6 hits with 4 walks and 4 strikeouts...however, earned his 9th-straight win in SF's 5-3 victory
- vs. Oakland: Will make his 10th career start against the A's...has gone 3-5 with a 2.19 ERA (16er, 65.2ip) and 3 complete games vs. Oakland...in his last 4 starts against the A's, Cain has gone 2-1 with a 0.87 ERA (3er, 31.0ip) and .183 avg. against (20-for-109).

Breakdown	W-L	ERA	G	IP	H	R	ER	BB	SO
2012 San Francisco	9-2	2.34	14	100.0	71	30	26	20	100
Career (8th season)	78-75	3.28	218	1417.1	1173	553	517	493	1185
2012 vs. Oakland	0-0	1.29	1	7.0	3	1	1	0	5
Career vs. Oakland	3-5	2.19	9	65.2	43	17	16	19	60

BUMGARNER'S 2012 STARTS												
Date	OPP	DEC	SCORE	IP	H	R	ER	BB	SO	HR	#P	
4/7	at ARI	L (0-1)	L, 4-5	4.0	7	4	4	2	3	2	80	
4/12	at COL	W (1-1)	W, 4-2	7.1	4	1	1	2	2	0	117	
4/17	vs. PHI	W (2-1)	W, 4-2	6.0	7	2	2	1	2	1	96	
4/23	at NYM	W (3-1)	W, 7-2	7.0	3	1	1	2	4	0	107	
4/29	vs. SD	W (4-1)	W, 4-1	7.2	6	1	1	1	6	0	117	
5/5	vs. MIL	W (5-1)	W, 5-2	7.0	6	1	1	1	5	0	110	
5/11	at ARI	L (5-2)	L, 1-5	6.0	7	5	4	2	5	2	100	
5/16	vs. STL	L (5-3)	L, 1-4	7.1	7	4	4	0	3	1	104	
5/21	at MIL	ND	W, 4-3(14)	7.2	5	4	3	1	10	1	110	
5/26	at MIA	L (5-4)	L, 3-5	6.0	7	5	4	2	7	0	96	
6/1	CHC	W (6-4)	W, 4-3	8.0	8	2	2	0	11	0	102	
6/6	at SD	W (7-4)	W, 6-5	6.0	7	4	4	4	4	1	101	
6/12	HOU	W (8-4)	W, 6-3	7.2	6	2	1	0	12	0	98	
6/17	at SEA	ND	L, 1-2	8.0	3	1	1	1	4	0	111	
Totals (14 starts)	8-4		2.92	95.2	83	36	31	19	78	8	149	

BUMGARNER'S 2012 STATISTICAL BREAKDOWN										
Category	DEC	ERA	IP	H	R	ER	BB	SO	HR	
Home	5-1	2.27	43.2	40	12	11	3	39	2	
Road	3-3	3.46	52.0	43	24	20	16	39	6	
Day	4-2	3.13	46.0	40	17	16	13	31	3	
Night	4-2	2.72	49.2	43	19	15	6	47	5	
April	4-1	2.53	32.0	27	9	9	8	17	3	
May	1-3	3.71	34.0	32	18	14	6	30	4	
June	3-0	2.43	29.2	24	9	8	5	31	1	
Pre-ASB	8-4	2.92	95.2	83	36	31	19	78	8	
Post-ASB	---	---	--	--	--	--	--	--	--	
Category	AVG.	AB	H	2B	3B	HR	BB	SO	OBP	SLG
LHH	.157	83	13	2	1	0	4	24	.193	.205
RHH	.253	277	70	16	1	8	15	54	.295	.404
Totals	.231	360	83	18	2	8	19	78	.272	.358

BUMGARNER'S HISTORY	
Last Win:	6/12/12 vs. HOU (vs. Norris)
Last Loss:	5/26/12 at MIA (vs. Buehrle)
Last CG:	No Complete Games
Last Shutout:	None
2012 Highs	Career Highs
Low-Hit CG: None	None
Innings: 8.0 (2x), last: 6/17 at SEA	8.2, 5/19/11 at LAD
Strikeouts: 12, 6/12 vs. HOU	13, 9/5/11 at SD
Win Streak: 5, 4/12-5/5	5 (2x), last: 4/12/12-5/5/12
Loss Streak: 3, 5/11-5/26	6, 4/5/11-5/13/11

BUMGARNER AT THE PLATE										
	AVG.	AB	H	2B	3B	HR	RBI	BB	SO	SH
2012	.125	32	4	1	0	1	2	0	10	4
Career	.136	132	18	6	0	1	8	7	40	18
Last Home Run: June 12, 2012 vs. HOU (off Bud Norris)										

RUN SUPPORT				RUNS BY INNING			
(runs during appearance)							
Runs Scored	Times	Inning	Games	Runs	Avg.		
0 runs	--	1st	14	6	0.43		
1 run	4	2nd	14	5	0.36		
2 runs	1	3rd	14	5	0.36		
3 runs	1	4th	14	1	0.07		
4 runs	6	5th	13	5	0.38		
5 runs	--	6th	13	6	0.46		
6 runs	1	7th	10	1	0.10		
7 runs	1	8th	6	5	0.83		
8 runs	--	9th	1	2	2.00		
9 runs	--						
10+ runs	--						
Run Support AVG.	4.33						

ATHLETICS' CAREER BATTING VS. BUMGARNER							
Player	AVG	AB	H	HR	RBI	BB	SO
Jonny Gomes	1.000	5	5	1	3	0	0
Brandon Inge	.000	2	0	0	0	1	1
Seth Smith	.000	3	0	0	0	0	1

BUMGARNER'S STARTS VS. OAKLAND										
Date	H/R	DEC	SCORE	IP	H	R	ER	BB	SO	HR#P
-- Has never faced the Athletics in regular season play --										

BULLPEN VS. OAKLAND												
PITCHER	CAREER						2012					
	W-L-S	ERA	G	IP	H	ER	W-L-S	ERA	G	IP	H	ER
Jeremy Affeldt	0-2-0	6.91	16	14.1	21	11	0-0-0	0.00	2	1.2	0	0
Santiago Casilla	0-0-3	1.93	6	4.2	3	1	0-0-2	4.50	2	2.0	2	1
Clay Hensley	2-0-0	1.17	3	7.2	6	1	1-0-0	0.00	3	1.2	1	0
George Kontos	0-0-0	0.00	1	0.1	0	0	0-0-0	0.00	1	0.1	0	0
Javier Lopez	1-1-0	4.35	15	10.1	8	5	0-0-0	0.00	3	2.1	0	0
Shane Loux	1-0-0	2.30	4	15.2	11	4	0-0-0	6.00	1	3.0	2	2
Sergio Romo	1-0-0	1.23	7	7.1	3	1	0-0-0	0.00	1	1.0	0	0
GIANTS TOTALS							1-0-2	3.29	4	13.2	10	5
ATHLETICS TOTALS							0-1-0	4.80	4	15.0	13	8

#41 JEREMY AFFELDT (0-1, 2.77, 1 SV)

Last Win: 8/27/11 vs. HOU Last Loss: 4/8/12 at AZ Last Save: 6/4/12 vs. CHC
1st BF/Retired: 25/15 (60.0%) IR/IRsc: 15/8 (53.3%) Save Op. (1/1)

- Has struggled on the road with a 3.68 ERA (6er, 14.2ip) and .295 (18-for-61) opp. avg. against, compared to a 1.59 ERA (2er, 11.1ip) and .175 (7-for-40) avg. at home.
- Left-handed batters are hitting .256 (10-for-39) off him, but are 4-for-their-last-23.
- Was reinstated from DL on May 13 (right knee sprain) and has allowed 3 runs in 15.0 innings (1.80 ERA) since being reinstated.

#46 SANTIAGO CASILLA (1-2, 1.59, 20 SV)

Last Win: 5/21/12 at MIL Last Loss: 5/15/12 vs. COL Last Save: 6/22/12 at OAK
1st BF/Retired: 31/27 (87.1%) IR/IRsc: 10/2 (20.0%) Save Op. (20/21)

- Allowed a solo HR to Josh Reddick last night, but held on to record his 20th save this season...marked 1st homer he has surrendered to a left-handed batter since July 17, 2010 (NYM's Ike Davis).
- Is now 20-for-21 in save chances with his 20 saves ranking as the 2nd-most in the NL.
- Has gone 15-for-his-last-15 in save opportunities.
- Opponents are 2-for-19 (.105) off him this season with RISP.

#34 CLAY HENSLEY (2-3, 3.62, 1 SV)

Last Win: 6/22/12 at OAK Last Loss: 5/4/12 vs. MIL Last Save: 4/20/12 at NYM
1st BF/Retired: 31/20 (64.5%) IR/IRsc: 14/2 (14.3%) Save Op. (1/2)

- Earned his 2nd victory this season last night tossing a 0.1 of an inning.
- Has given up 7 ERs and 7 BBs in his last 6.0 innings pitched (6 appearances).
- Has struggled in Interleague play with a 9.00 ERA (4ers, 4.0ip) in 5 games.
- Left-handed batters are hitting .135 (5-for-37) off him and are just 1-for-their-last-17.

#70 GEORGE KONTOS (0-0, 1.50, 0 SV)

Last Win: None Last Loss: None Last Save: None
1st BF/Retired: 4/2 (50.0%) IR/IRsc: 5/3 (60.0%) Save Op. (0/0)

- Since being promoted from triple-A Fresno on June 9, has made 4 appearances with SF throwing 6.0 innings.
- In 23 relief outings for Fresno this season, he went 2-0 with a 1.71 ERA (6er, 31.2ip).

#49 JAVIER LOPEZ (3-0, 2.93, 1 SV)

Last Win: 5/6/12 vs. MIL Last Loss: 8/16/11 at ATL Last Save: 6/1/12 vs. CHC
1st BF/Retired: 31/21 (67.7%) IR/IRsc: 28/5 (17.9%) Save Op. (1/3)

- Left-handed batters are 4-for-their-last-31 (.129) off Lopez and 9-for-42 (.214) overall.
- Has been unscored upon in 25 of his 31 efforts on the season.
- Has stranded 23 of 28 runners he has inherited...since 2009, has allowed only 20 of 129 (15.5%) IRs to score, which is the lowest pct. in the Majors.

#61 SHANE LOUX (0-0, 3.14, 0 SV)

Last Win: 5/5/09 at OAK Last Loss: 5/16/09 at TEX Last Save: None
1st BF/Retired: 9/7 (77.7%) IR/IRsc: 0/0 (0.0%) Save Op. (0/0)

- Had a rough outing on Wednesday night at LAA as he allowed 3 runs on 4 hits (2 HRs) in 1.0 inning.
- Has allowed 6 runs (5er) in 14.1ip in 9 relief outings.
- Was having outstanding season for Grizzlies as he was 3-1 with 0.43 ERA (1er, 21.0ip) and 12 strikeouts to just 3 walks in 13 games of relief.

**#59 GUILLERMO MOTA (0-1, 5.06, 0 SV)
ON THE RESTRICTED LIST**

- Received 100-game suspension on May 7 after testing positive for substance in violation of MLB's Joint Drug Prevention and Treatment Program.

#54 SERGIO ROMO (2-1, 0.93, 3 SV)

Last Win: 4/20/12 at NYM Last Loss: 6/17/12 at SEA Last Save: 6/6/12 at SD
1st BF/Retired: 26/23 (88.5%) IR/IRsc: 20/4 (20.0%) Save Op. (3/3)

- His 0.93 ERA (2er, 19.1ip) ranks as the 2nd-lowest among NL relievers (min. 19.0ip).
- Opponents are hitting .149 (10-for-67) off him this year, 5th-lowest among NL relievers.
- Has been unscored upon in 24 of 26 games this year and in 53 of his last 56 outings dating back to last year.
- Among active career leaders as a relief pitcher, Romo has the highest strikeout-walk ratio, with a 5.56 figure.

**#45 DAN RUNZLER (0-0, ---, 0 SV)
ON DISABLED LIST WITH A LEFT LATISSIMUS DORSI STRAIN**

- Has started season on DL with strain to his left latissimus dorsi muscle, which he aggravated in spring training...made his 1st rehab appearance with triple-A Fresno Tuesday night and allowed 2 ERs on 3 hits in 1.0 inning of relief.

**#38 BRIAN WILSON (0-0, 9.00, 1 SV)
ON DISABLED LIST WITH A RIGHT ELBOW SPRAIN**

- Was placed on 15-day DL April 16 after undergoing his 2nd Tommy John surgery...procedure was performed by Dr. James Andrews on April 19 in Florida.

GIANTS BULLPEN - BY MONTH

Month	W-L	ERA	SV-OPP	IP	H	R	ER
April	4-4	3.71	6-9	53.1	65	33	22
May	4-3	2.74	10-11	82.0	69	30	25
June	1-2	4.01	11-12	42.2	45	19	19
July	--	--	--	--	--	--	--
Aug.	--	--	--	--	--	--	--
Sept.	--	--	--	--	--	--	--
Oct.	--	--	--	--	--	--	--

GIANTS BULLPEN LINES - LAST 3 SERIES

DATE	OPP	W-L-S	IP	H	R	ER	BB	SO	HR
6/15-17	at SEA	0-1-1	5.1	11	3	3	0	3	0
6/18-20	at LAA	0-0-1	9.2	7	7	7	3	8	2
6/22-24	at OAK	1-0-1	3.0	2	1	1	3	5	1

INDIVIDUALS - LAST 5 OUTINGS

JEREMY AFFELDT

DATE	OPP	DEC	IP	H	R	ER	BB	SO	HR
06/10	TEX	ND	1.1	0	0	0	0	1	0
06/14	HOU	ND	1.0	1	0	0	0	1	0
06/16	at SEA	ND	1.0	4	2	2	0	0	0
06/18	at LAA	ND	0.2	0	0	0	0	0	0
06/22	at OAK	ND	0.2	0	0	0	1	1	0
Totals	0-0-0		3.86	4.2	5	2	2	1	3

SANTIAGO CASILLA

DATE	OPP	DEC	IP	H	R	ER	BB	SO	HR
06/09	TEX	SV	0.1	0	0	0	0	1	0
06/12	HOU	SV	0.1	0	0	0	0	0	0
06/15	at SEA	SV	1.0	0	0	0	0	1	0
06/18	at LAA	SV	1.0	0	0	0	0	1	0
06/22	at OAK	SV	1.0	1	1	1	0	2	1
Totals	0-0-5		2.45	3.2	1	1	1	0	5

CLAY HENSLEY

DATE	OPP	DEC	IP	H	R	ER	BB	SO	HR
06/09	TEX	ND	0.2	1	1	1	1	0	1
06/12	HOU	ND	0.1	0	1	1	1	0	0
06/14	HOU	ND	1.0	1	1	1	1	0	0
06/19	at LAA	ND	1.2	3	3	3	2	1	0
06/22	at OAK	W	0.1	1	0	0	1	1	0
Totals	1-0-0		13.50	4.0	6	6	6	2	1

GEORGE KONTOS

DATE	OPP	DEC	IP	H	R	ER	BB	SO	HR
06/10	TEX	ND	1.0	1	0	0	0	1	0
06/16	at SEA	ND	2.0	3	0	0	0	2	0
06/19	at LAA	ND	2.2	2	1	1	0	4	0
06/22	at OAK	ND	0.1	0	0	0	0	0	0
Totals	0-0-0		1.50	6.0	6	1	1	0	7

JAVIER LOPEZ

DATE	OPP	DEC	IP	H	R	ER	BB	SO	HR
06/12	HOU	ND	0.0	1	0	0	0	0	0
06/15	at SEA	ND	0.1	1	0	0	0	0	0
06/17	at SEA	ND	0.1	1	0	0	0	0	0
06/19	at LAA	ND	0.1	0	0	0	1	0	0
06/22	at OAK	ND	0.2	0	0	0	1	1	0
Totals	0-0-0		0.00	1.2	3	0	0	2	1

SHANE LOUX

DATE	OPP	DEC	IP	H	R	ER	BB	SO	HR
06/08	TEX	ND	2.0	3	0	0	1	1	0
06/10	TEX	ND	1.0	1	0	0	0	1	0
06/14	HOU	ND	2.0	1	0	0	0	0	0
06/18	at LAA	ND	1.0	0	0	0	0	1	0
06/20	at LAA	ND	1.0	4	3	3	0	0	2
Totals	0-0-0		3.86	7.0	9	3	1	3	2

SERGIO ROMO

DATE	OPP	DEC	IP	H	R	ER	BB	SO	HR
06/09	TEX	ND	0.1	0	0	0	0	0	0
06/12	HOU	ND	0.1	0	0	0	0	1	0
06/15	at SEA	ND	0.2	0	0	0	0	0	0
06/17	at SEA	L	0.0	2	1	1	0	0	0
06/18	at LAA	ND	1.1	0	0	0	0	1	0
Totals	0-1-0		3.38	2.2	2	1	1	0	2

BATTING VS. OAKLAND															
PLAYER	CAREER					2012					CAREER VS. ROSS				
	AVG	AB	H	HR	RBI	AVG	AB	H	HR	RBI	AVG	AB	H	HR	RBI
Joaquin Arias	.171	41	7	0	3	.091	11	1	0	2	.000	3	0	0	0
Brandon Belt	.182	11	2	0	5	.182	11	2	0	5	.000	2	0	0	0
Gregor Blanco	.250	32	8	0	4	.333	15	5	0	2	.500	2	1	0	0
Emmanuel Burriss	.278	36	10	0	2	.200	10	2	0	0	.333	3	1	0	0
Melky Cabrera	.300	140	42	3	11	.563	16	9	0	1	.500	6	3	0	0
Justin Christian	.500	2	1	0	0	.500	2	1	0	0	----	--	--	--	--
Brandon Crawford	.208	24	5	0	1	.267	15	4	0	0	.667	3	2	0	0
Angel Pagan	.238	21	5	0	2	.400	10	4	0	2	.333	3	1	0	0
Buster Posey	.188	32	6	0	4	.125	8	1	0	2	.333	3	1	0	1
Hector Sanchez	.571	7	4	0	3	.571	7	4	0	3	1.000	1	1	0	0
Pablo Sandoval	.268	56	15	2	5	.333	3	1	0	0	----	--	--	--	--
Nate Schierholtz	.293	41	12	3	8	.000	3	0	0	0	.000	1	0	0	0
Ryan Theriot	.056	18	1	0	0	.000	5	0	0	0	.000	1	0	0	0
GIANTS TOTALS						.276	123	34	0	19					
ATHLETICS TOTALS						.182	132	24	3	15					

#13 JOAQUIN ARIAS (.252, 1 HR, 13 RBI) **Current streak:** Hitless last 2 games (0x2)
Roadtrip (.353, 6x17, 0 HR, 1 RBI) **Last HR:** 5/22/12 at MIL, off Shaun Marcum (ABs since: 85)

- **Is hitting .299 (26-for-87) on the road this season**, compared to a .194 clip (14-for-72) at AT&T Park.
- Is just 5-for-his-last-41 (.122) against right-handed pitching...has a .313 avg. (21-for-67) vs. LHP.
- **Is 1-for-his-last-30 (.033) with RISP...**is hitting .163 (7-for-43) overall in those situations.
- After having his contract purchased from triple-A Fresno on April 25, he has started 42 of SF's 54 games (30 at 3rd base, 10 at shortstop, 2 at 2nd) and has hit safely in 30 of 42 starts.

#9 BRANDON BELT (.265, 3 HR, 26 RBI) **Current streak:** 10 games (13x31)
Roadtrip (.429, 9x21, 0 HR, 2 RBI) **Last HR:** 6/14/12 vs. HOU, off Wandy Rodriguez (L) (ABs since: 23)

- **Is in the midst of a career-high 10 game hitting streak, batting .419 (13-for-31) with 3 2Bs, 3 HRs and 9 RBI with 7 walks and 5 strikeouts during the stretch.**
- Leads the team with 29 walks (Blanco has the 2nd-most with 28).
- **His 1.075 OPS ranks as the 3rd-highest among NL 1st baseman during the month of June.**
- Is just 11-for-46 (.239) with RISP this season and 14-for-76 (.184) in his career in those situations.
- Has made 41 starts (all at 1st base), hitting safely in 27 of those contests.

#7 GREGOR BLANCO (.259, 4 HR, 17 RBI) **Current streak:** 1 game (2x4)
Roadtrip (.172, 5x29, 0 HR, 2 RBI) **Last HR:** 6/13/12 vs. HOU, off Rhiner Cruz (ABs since: 33)

- Went 2-for-4 last night with a BB and 2 RBI.
- **Leads the club seeing 4.12 pitches per plate appearance.**
- Is hitting .289 (22-for-76) vs. left-handers, compared to .239 (28-for-117) vs. righties.
- **Has 2nd-most walks on the club with 28 (Belt leads with 29).**
- Has 4 HRs on the season...entered the 2012 season with 3 career home runs in his 1st 3 big league seasons and has already passed that figure.
- Has appeared in 61 of the Giants' 71 games, making 45 starts (34 in RF, 4 in LF, 6 in CF and 1 as DH)...**has started 42 of SF's last 48 games.**

#2 EMMANUEL BURRISS (.212, 0 HR, 5 RBI) **Current streak:** 1 game (1x4)
Roadtrip (.250, 1x4, 0 HR, 0 RBI) **Last HR:** 8/31/08 at CIN, off Bronson Arroyo (ABs since: 486)

- **Has started just once in SF's last 22 games...**has appeared in 6 games during that span.
- Is just 9-for-55 (.164) in his last 20 games.
- Has made 30 starts this year (27 at 2nd base, 2 at 3rd and 1 short).
- Dating back to 2010, 52 of his last 54 hits have been singles, including 23 of 24 this season.

#53 MELKY CABRERA (.360, 6 HR, 35 RBI) **Current streak:** 1 game (1x5)
Roadtrip (.344, 11x32, 1 HR, 4 RBI) **Last HR:** 6/15/12 at SEA, off Justin Vargas (L) (ABs since: 28)

- Ranks 3rd in NL with a .360 batting avg. and is tied for NL lead with 7 triples...leads Majors with 102 hits and 33 multi-hit games.
- His .442 avg. (19-for-43) during Interleague Play ranks 4th among Major Leaguers.
- Is 9-for-16 (.563) in 4 games against the A's this year.
- Has reached base safely via hit or walk in 61 of his 68 games.
- **Owns the 2nd-highest avg. vs. LHP in the NL, hitting .429 (36-for-84).**
- **His 5 outfield assists are tied for the 4th-most in the NL.**
- His 51 hits in the month of May tied **Randy Winn** (51 in Sept. 2005) for the most in SF-era history.

CABRERA'S RANKS IN NL	
Stat	Rank
Hits (102)	1st
3B (7)	T1st
Multi-Hit Gms (33)	1st
Avg. (.360)	3rd
Runs (48)	T2nd
OBP (.396)	8th

MULTI-HIT GAMES					
Player	2H	3H	4H	5H	TOT
Arias	5	3			8
Belt	9				9
Blanco	10	5			15
Burriss	2	1			3
Cabrera	23	7	3		33
Crawford	11				11
Christian					0
Pagan	20	2			22
Posey	15	3			18
H. Sanchez	7				7
Sandoval	10	1			11
Schierholtz	5	3			8
Theriot	5	4	1		10

MULTI-RBI GAMES					
Player	2	3	4	5+	TOT
Arias	2				2
Belt	6	2			8
Blanco	2	2			4
Burriss					0
Cabrera	6		1		7
Crawford	5	1			6
Christian					0
Pagan	2	1	1		4
Posey	6	2			8
H. Sanchez	2	2			4
Sandoval	4				4
Schierholtz		2			2
Theriot	3	1			4

RBI			
Player	2-OUT	GA	GW
Arias	6	3	2
Belt	6	4	2
Blanco	7		
Burriss			
Cabrera	10	10	9
Crawford	3	4	1
Christian			
Pagan	8	7	3
Posey	6	8	7
H. Sanchez	6	4	4
Sandoval	4	4	3
Schierholtz	5	1	
Theriot	5	4	2

OUTFIELD ASSISTS	
PLAYER	ASSISTS
Blanco	1
Cabrera	5
Christian	--
Pagan	1
Schierholtz	--

ERRORLESS STREAKS		
PLAYER	GAMES	LAST ERROR
Arias	10	6/8/12 vs. TEX
Belt	12	6/7/12 at. SD
Blanco	18	5/30/12 vs. AZ
Burriss	3	5/26/12 at MIA
Cabrera	2	6/19/12 at LAA
Crawford	3	6/17/12 at SEA
Christian	38	6/21/08 at PIT
Pagan	11	6/7/12 at. SD
Posey	20	5/24/12 at MIA
H. Sanchez	12	5/11/12 at AZ
Sandoval	14	4/27/12 at SD
Schierholtz	20	4/25/12 at CIN
Theriot	0	6/22/12 at OAK

#35 BRANDON CRAWFORD (.232, 1 HR, 21 RBI) **Current streak:** Hitless last game (0x2)
Roadtrip (.313, 5x16, 0 HR, 0 RBI) **Last HR:** 4/12/12 at COL, off Jeremy Guthrie (ABs since: 194)

- **Has hit safely in 10 of his last 13 games at a .267 clip (12-for-45).**
- Has 2nd-most 2Bs on club (14), behind only **Cabrera** (15).
- Is hitting just .188 (12-for-64) vs. lefties this season.
- **Owns a .259 avg. (29-for-112) on the road**, compared to just .202 (20-for-99) at home this season.
- Is batting just .200 (12-for-60) with RISP, including .065 (2-for-31) with RISP and 2 outs.
- Is tied for the 2nd-most errors by a SS in the Majors this season (12).
- SF's Opening Day shortstop has started 59 of 71 games overall.

#51 JUSTIN CHRISTIAN (.167, 0 HR, 0 RBI)
Roadtrip (.167, 1x6, 0 HR, 0 RBI)

Current streak: 1 game (1x2)
Last HR: No Career Home Runs (ABs since: 93)

- Has appeared in 4 games this season, going 1-for-6.
- Had his contract purchased from triple-A Fresno on June 15, taking roster spot of **Aubrey Huff**.
- Was batting .364 (91-for-250) with 7 HRs and 31 RBI in 60 games for the Grizzlies.
- 32-year-old was leading the PCL with 91 hits and was leading the Grizzlies with 29 multi-hit games.
- Owns a .244 avg. (22-for-90) in 43 games played at the Major League level.

#17 AUBREY HUFF (.155, 1 HR, 5 RBI)

ON 15-DAY DL W/RIGHT KNEE SPRAIN

- Was placed on the 15-day DL on June 15 with a right knee sprain...suffered injury after jumping over dugout railing while trying to celebrate with team on **Matt Cain's** perfect game.
- Marks the 2nd time he has been placed on the D. L. this season...also missed 13 games with an anxiety disorder.

#16 ANGEL PAGAN (.300, 5 HR, 25 RBI)

Current streak: Hitless last game (0x4)

Roadtrip (.160, 4x25, 0 HR, 2 RBI) **Last HR:** 6/7/12 at SD, off Brian Brach (ABs since: 44)

- Sat out last night's game with an abdominal strain.
- Is batting just .167 (6-for-36) over his last 9 games with no extra base hits and 8 Ks.
- Has struggled vs. lefties as of late, going 8-for-his-last-37 (.216).
- **His 4 3Bs are tied for the 8th-most in the NL...**had just 4 triples all of last season with the Mets.
- Has had 3-separate hit streaks of 11-or-more games this season (11 game, 15 game and a 20 game)...the last Giants player with 3-or-more double-digit hit streaks in a single campaign was **Randy Winn** in 2007.
- Leads the club with 12 stolen bases this season.
- Has started 65 of SF's 71 games (all in CF).

#28 BUSTER POSEY (.289, 8 HR, 36 RBI)

Current streak: Hitless last game (0x3)

Roadtrip (.259, 7x27, 1 HR, 3 RBI) **Last HR:** 6/15/12 at SEA, off Justin Vargas (L) (ABs since: 26)

- **Leads the club with 8 HRs and 36 RBI.**
- Is 5-for-his-last-22 (.227) with RISP, however is still 19-for-67 (.284) this season in those situations.
- Is 11-for-45 (24.4%) this season throwing out attempted basestealers...**his 34 stolen bases allowed is tied for the 4th-most in the NL.**
- **Is hitting .338 (23-for-68) with 2 HRs and 12 RBI against left-handed pitchers**, compared to a .269 clip (43-for-160) with 6 HRs and 24 RBI against right-handers.
- Has a .317 avg. (33-for-104) at home this season, compared to a .266 clip (33-for-124) on the road.
- Has appeared in 63 games overall, making 60 starts (49 at catcher, 8 at 1st base, 3 at DH).

#21 FREDDY SANCHEZ (---, 0 HR, 0 RBI) **ON 15-DAY DL W/RIGHT SHOULDER DISLOCATION**

- Has started the season on the disabled list, recovering from right shoulder surgery.
- Was placed on rehab assignment with Class A Advanced San Jose on April 23 and appeared in just 3 games before being taken off rehab on April 27 after feeling strain in his shoulder during pre-game warmups.
- Also dealt with a lower back problem that forced him to stop his rehab.

#29 HECTOR SANCHEZ (.271, 2 HR, 19 RBI)

Current streak: 2 games (3x8)

Roadtrip (.250, 3x12, 0 HR, 1 RBI) **Last HR:** 5/21/12 at MIL, off Jose Veras (L) (ABs since: 32)

- Went 2-for-4 with a RBI last night...has hit safely in 19 of 30 games this season, making 22 starts (all at C).
- 10 of his 19 RBI this season have come in his last 12 contests.
- Has thrown out 7 of 20 (35.0%) attempted base thieves this year, **9 of 32 (28.1%) in his career.**
- **Is 4-for-5 with 8 RBI with the bases loaded this season.**
- Is 1-for-6 as a pinch-hitter.

#48 PABLO SANDOVAL (.304, 5 HR, 19 RBI)

Current streak: 1 game (1x3)

Roadtrip (.250, 6x24, 0 HR, 1 RBI) **Last HR:** 5/1/12 vs. MIA, off Ricky Nolasco (ABs since: 45)

- Has gone 12-for-43 (.279) with 4 RBI in 11 games since being activated from the 15-day DL on June 9.
- Overall, is batting .304 (42-for-138) with 7 2Bs, 5 HRs and 19 RBI in 36 games this season.
- **Is seeing a career-high 3.66 P/PA this season...his career avg. is 3.44.**
- Was placed on the 15-day DL on May 3 with a fracture to his left hamate bone and had successful surgery on May 4...had the same injury last year to his right hand and missed 40 games.

#12 NATE SCHIERHOLTZ (.252, 3 HR, 11 RBI)

Current streak: Hitless last 4 games (0x6)

Roadtrip (.143, 1x7, 0 HR, 0 RBI) **Last HR:** 4/23/12 at NYM, off Miguel Batista (ABs since: 84)

- Is hitting .353 (6-for-17) over his last 9 games with a 2B, 3B and 1 RBI.
- Has started 6 of SF's last 13 games after starting only 5 of the Giants' previous 35 contests.
- **Is 3-for-27 (.111) against left-handers, however entered the season, batting .317 off them.**
- Is 3-for-19 (.158) as a pinch-hitter this season.

#5 RYAN THERIOT (.266, 0 HR, 15 RBI)

Current streak: Hitless last game (0x5)

Roadtrip (.296, 8x27, 0 HR, 3 RBI) **Last HR:** 6/9/11 at HOU, off Fernando Rodriguez (ABs since: 372)

- **Has hit .316 (31-for-98) with 4 2Bs, 3B and 13 RBI in 24 games since being activated from the 15-day DL on May 24.**
- Has recorded a multi-hit game in 8 of his last 20 contests.
- Is 4-for-his-last-7 with runners in scoring position, and is 11-for-41 (.268) overall.
- Is batting .307 (27-for-88) vs. righties and just .212 (14-for-66) vs. lefties.
- Has started 37 games, all at 2nd base.

HOME RUN BREAKDOWN

Player	vs. LHP	vs. RHP	Home	Road
Arias		1		1
Belt	3		3	
Blanco	3	1	2	2
Burriss				
Cabrera	3	3	1	5
Crawford		1		1
Christian				
Pagan	3	2	1	5
Posey	2	6	1	7
H. Sanchez	1	1		2
Sandoval	1	4	2	4
Schierholtz		3		3
Theriot				

RUNNERS ON

Player	0	1	2	3
Arias		1		
Belt		3		
Blanco	3	1		
Burriss				
Cabrera	3	3		
Crawford	1			
Christian				
Pagan	3	1	1	
Posey	4	3		1
H. Sanchez	1	1		
Sandoval	2	3		
Schierholtz	1	1	1	
Theriot				

MULTI-HR

Player (Career #)	Date/Opp
Nate Schierholtz (2)	4/11 at COL

BACK-TO-BACK

Players	Date/Opp (Inn)
Schierholtz/Crawford	4/11 at COL (4th)

GAME ENDING

Player (Career #)	Date/Opp
-------------------	----------

GRAND SLAMS

Player (Career #)	Date/Opp
-------------------	----------

LEADOFF



Player (Career #)	Date/Opp
Angel Pagan (#4)	4/27 vs. SD

PINCH-HIT

Player (Career #)	Date/Opp
Brett Pill (#1)	4/7 at AZ

INSIDE THE PARK

Player (Career #)	Date/Opp
-------------------	----------

		GIANTS VS. A'S SINCE 1997: 44-46					
2012 MEETINGS (SF leads season series, 3-1)							
AT&T PARK (2-1 in 2012, 23-16 all-time)			O.co Coliseum (1-0 in 2012, 18-26 all-time)				
D	W/L	SC	WINNER/LOSER	D	W/L	SC	WINNER/LOSER
5/18	W	8-6	Zito/Parker	6/22	W	5-4	Hensley/Cook
5/19	W	4-0	Vogelsong/Ross	6/23			
5/20	L	2-6	Colon/Lincecum	6/24			
SERIES NOTES... SF took 2 of 3 games from Oakland last month.							
<ul style="list-style-type: none"> The Giants and A's split their season series last year, 3-3, with each team winning 3 games at their home park. Since Interleague Play began in 1997, the A's and Giants have faced one another every year twice...Oakland owns the upper hand, having gone 46-44 against San Francisco in the all-time series. The Giants have won 9 of the last 13 games against the A's. SF snapped a 6 game losing streak to Oakland here at the Coliseum last night, their 1st win here since June 24, 2009. 							

CATCHER'S CORNER						
CATCHER	G	CS	SBA	PCT	PB	ERA (ER/IP)
Posey	49	11	45	24.4%	1	3.18 154/435.1
H. Sanchez	24	7	20	35.0%	1	4.14 91/197.2

GIANTS MONTHLY BREAKDOWN										
MONTH	W-L	AVG	R	R/G	HR	ERA	IP	H	BB	SO
April	12-10	.261	90	4.1	20	3.38	294.2	178	63	159
May	15-14	.259	114	3.9	11	3.38	263.0	235	97	222
June	12-8	.270	78	3.9	12	3.75	175.1	158	56	153
July	---	---	--	--	--	---	--	--	--	--
August	---	---	--	--	--	---	--	--	--	--
Sept.	---	---	--	--	--	---	--	--	--	--
October	---	---	--	--	--	---	--	--	--	--

GIANTS HITTERS CAREER AT OAKLAND COLISEUM					
PLAYER	AVG	AB	H	HR	RBI
Arias	.190	21	4	0	2
Belt	---	--	--	--	--
Blanco	.167	6	1	0	1
Burriss	.308	13	4	0	0
Cabrera	.203	59	12	1	5
Christian	---	--	--	--	--
Crawford	.111	9	1	0	0
Pagan	---	--	--	--	--
Posey	---	--	--	--	--
Sanchez	---	--	--	--	--
Sandoval	.229	35	8	0	2
Schierholtz	.333	21	7	1	2
Theriot	---	--	--	--	--

GIANTS PITCHERS CAREER AT OAKLAND COLISEUM						
STARTERS						
PITCHER	W-L-S	ERA	G	IP	H	ER
Bumgarner	----	---	--	--	--	--
Cain	1-2-0	1.19	4	30.1	15	4
Lincecum	2-1-0	1.93	4	28.0	20	6
Vogelsong	0-0-0	13.50	1	4.0	8	6
Zito	51-32-0	3.77	112	723.2	632	303
BULLPEN						
PITCHER	W-L-S	ERA	G	IP	H	ER
Affeldt	0-1-0	3.38	8	8.0	7	3
Casilla	3-2-3	4.28	74	82.0	79	39
Hensley	0-0-0	0.00	1	0.1	1	0
Kontos	0-0-0	0.00	1	0.1	0	0
Lopez	0-1-0	9.64	7	4.2	4	5
Loux	1-0-0	1.29	1	7.0	5	1
Romo	0-0-0	3.00	3	3.0	2	1

THE DISABLED AND BEREAVEMENT LIST						
PLAYER	INJURY	DL TYPE	PLACED (RETRO)	REINSTATED/ELIGIBLE	GAMES MISSED	SF'S W-L
<i>Dan Runzler</i>	<i>left latissimus dorsi strain</i>	<i>15-day</i>	<i>March 30 (March 26)</i>	<i>April 10</i>	<i>71</i>	<i>39-32</i>
<i>Freddy Sanchez</i>	<i>right shoulder dislocation</i>	<i>15-day</i>	<i>March 30 (March 26)</i>	<i>April 10</i>	<i>71</i>	<i>39-32</i>
<i>Eric Surkamp</i>	<i>left elbow strain</i>	<i>15-day</i>	<i>March 30 (March 26)</i>	<i>April 10</i>	<i>71</i>	<i>39-32</i>
<i>Brian Wilson</i>	<i>right elbow sprain</i>	<i>60-day</i>	<i>April 15 (April 13)</i>	<i>April 27</i>	<i>63</i>	<i>35-28</i>
<i>Aubrey Huff</i>	<i>right knee sprain</i>	<i>15-day</i>	<i>June 14 (June 13)</i>	<i>June 28</i>	<i>7</i>	<i>3-4</i>
Jeremy Affeldt	right knee sprain	15-day	May 1 (April 28)	May 13	14	6-8
Aubrey Huff	Anxiety disorder	15-day	April 25 (April 22)	May 7	14	7-7
Pablo Sandoval	left hamate fracture	15-day	May 3	June 9	35	21-14
Ryan Theriot	right elbow strain	15-day	May 11 (May 9)	May 24	13	8-5
Ryan Vogelsong	lower back strain	15-day	March 30 (March 27)	April 11	8	4-4
Note: Players in italics are currently on DL/BL						

2012 TRANSACTIONS					
Date	Player	Transaction	Date	Player	Transactions
1/11	Ryan Vogelsong	Signed 2-year contract	4/28	Eric Hacker	Optioned to triple-A Fresno
1/16	Angel Pagan	Signed (avoids arbitration)		Steve Edlefsen	Recalled from triple-A Fresno
1/17	Nate Schierholtz	Signed (avoids arbitration)	4/29	Jeremy Affeldt	Placed on 15-day DL
	Yusmeiro Petit	Signed to minor lg contract		Travis Blackley	Contract purchased from triple-A
	Santiago Casilla	Signed (avoids arbitration)	5/3	Conor Gillaspie	Recalled from triple-A Fresno
	Melky Cabrera	Signed (avoids arbitration)		Pablo Sandoval	Placed on 15-day DL
1/18	Pablo Sandoval	Signed (3-year extension)	5/7	Guillermo Mota	Suspended by Commissioners Office
	Brian Burres	Signed minor lg contract		Aubrey Huff	Reinstated from 15-day DL
1/20	Sergio Romo	Signed (avoids arbitration)	5/11	Shane Loux	Contract purchased from triple-A
1/27	Tim Lincecum	Signed (avoids arbitration)		Ryan Theriot	Placed on 15-day DL
1/31	Clay Hensley	Signed as free agent (1-year)	5/13	Jeremy Affeldt	Reinstated from 15-day DL
2/7	Guillermo Mota	Signed as free agent (1-year)		Travis Blackley	Designated for assignment
2/8	Ryan Theriot	Signed as free agent (1-year)		Conor Gillaspie	Optioned to triple-A
2/8	Justin Christian	Designated for assignment		Charlie Culberson	Recalled from triple-A
2/13	Justin Christian	Released	5/15	Travis Blackley	Claimed off waivers by Oakland
2/15	Ramon Ortiz	Signed to minor lg contract	5/18	Brad Penny	Agreed to terms on minor lg deal
2/15	Justin Christian	Cleared waivers, free agent	5/23	Charlie Culberson	Optioned to triple-A
	Justin Christian	Signed minor lg contract	5/24	Ryan Theriot	Reinstated from 15-day DL
	Travis Blackley	Signed minor lg contract	6/8	Brett Pill	Optioned to triple-A
3/26	Ramon Ortiz	Released	6/9	Pablo Sandoval	Reinstated from 15-day DL
3/30	Dan Runzler	Placed on 15-day DL	6/9	Steve Edlefsen	Optioned to triple-A
	Freddy Sanchez	Placed on 15-day DL	6/9	George Kontos	Recalled from triple-A
	Eric Surkamp	Placed on 15-day DL	6/15	Jason Christian	Contract purchased from triple-A
	Ryan Vogelsong	Placed on 15-day DL		Aubrey Huff	Placed on 15-day DL
	Mike Fontenot	Released			
4/2	Matt Cain	Signed to 5-year extension			
4/3	Mike Fontenot	Cleared release waivers			
4/4	Gregor Blanco	Purchased contract from triple-A			
	Steve Edlefsen	Optioned to triple-A			
	Eli Whiteside	Optioned to triple-A			
	Joaquin Arias	Reassigned to triple-A			
	Justin Christian	Reassigned to triple-A			
	Jean Machi	Reassigned to triple-A			
	Chris Stewart	Traded to Yankees for RHP			
	George Kontos				
4/6	Angel Villalona	Placed on restricted list			
4/15	Brian Wilson	Placed on 15-day DL			
	Ryan Vogelsong	Reinstated from 15-day DL			
4/16	Madison Bumgarner	Signed 5-year extension			
4/25	Joaquin Arias	Contract purchased from triple-A			
	Aubrey Huff	Placed on 15-day DL			
4/27	Eric Hacker	Contract purchased from triple-A			
	Dan Otero	Optioned to triple-A			
	Brian Wilson	Transferred to 60-day DL			

HIGH AND LOWS

LAST TIME IT HAPPENED (SINCE 1958)

TEAM MISCELLANEOUS

Most Games Over .500..... 9 (2x), last: 6/15 (37-28)
Most Games Under .500..... 3, 4/11 (0-3)
Longest Winning Streak:..... 4, 6/1-4
Longest Losing Streak:..... 4 (2x), last: 5/1-5/4
Longest Home Winning Streak:..... 4, 6/1-6/4
Longest Road Winning Streak:..... 4, 5/12-5/22
Longest Home Losing Streak:..... 4, 5/1-5/4
Longest Road Losing Streak:..... 3, 4/6-4/8
Biggest Winning Margin:..... 10: 6/13 vs. HOU (10-0)
Biggest Losing Margin:..... 9, 4/11 at COL (8-17)
Largest Comeback:..... 6, 4/11 at COL (lost, 8-17)
Largest Comeback Win:..... 3, 6/22 at OAK (trailed 3-0, won 5-4)
Largest Lead Surrendered:..... 6, 4/8 at AZ (lost 7-6)
Walk-off Wins:..... 4/14 vs. PIT (Cabrera, FC; Barmes, E)
..... 4/18 vs. PHI (Cabrera, 1B)
..... 5/6 vs. MIL (H. Sanchez, 1B)
Walk-off Losses:..... 4/21 at NYM (Posey, Error)
..... 6/5 at SD (Forsythe, HR)
..... 6/17 at SEA (Smoak, 1B)
Longest Game, Extra Innings:..... 14, 5/21 at MIL (W, 4-3)
Longest Game, Time:..... 4:34, 5/21 at MIL
Longest Game, Time - 9 Innings:..... 3:54, 5/24 at MIA
Quickest Game:..... 2:10, 4/13 vs. PIT
Largest Crowd, Home:..... 42,418, 6/10 vs. TEX
Smallest Crowd, Home :..... 41,082, 5/4 vs. MIL
Sellouts, Home:..... 35, last: 6/14 vs. HOU
Largest Crowd, Road:..... 49,282, 4/9 at COL

TEAM BATTING

Runs, Game, SF:..... 14, 5/24 at MIA
Runs, Game, Opponents:..... 17, 4/11 at COL
Runs, Inning, SF:..... 7, 4/11 at COL (4th)
Runs, Inning, SF at home..... 4 (2x), last: 5/19 vs. OAK (7th)
Runs, Inning, SF on road..... 7, 4/11 at COL (4th)
Runs, Inning, Opponents:..... 7, 4/11 at COL (5th)
Most Hits, Game, SF:..... 15 (3x), last: 6/13 vs. HOU
Fewest Hits, Game, SF:..... 3, 6/10 vs. TEX
Most Hits, Game, Opponents:..... 22, 4/11 at COL
Fewest Hits, Game, Opponents:..... 0: 6/13 vs. HOU
Hits, Inning, SF:..... 6, 4/11 at COL (4th)
Hits, Inning, Opponents:..... 7, 4/11 at COL (5th)
Home Runs, Game, SF:..... 3 (3x), last: 6/13 vs. HOU
Home Runs, Game, Opponents:..... 3, 6/5 at SD
Steals, Game, SF:..... 4 (2x), last: 6/22 at OAK
Steals, Game, Opponents:..... 4, 5/3 vs. MIA

INDIVIDUAL BATTING

Most At-Bats, Game:..... 6, Arias, Blanco, May 21 at MIL
Runs, Game:..... 3 (4x), last: Cabrera, 5/27 at MIA
Runs, Inning:..... 1, several players
Hits, Game:..... 4 (4x), last: Theriot, 6/7 at SD
Hits, Inning:..... 1, several players
Doubles, Game:..... 2 (8x), last: Blanco, 5/28 vs. ARI
Triples, Game:..... 1 (24x), last: Crawford, 6/18 at LAA
Home Runs, Game:..... 2, Schierholtz, 4/11 at COL
Extra Base Hits:..... 2 (18x), last: Schierholtz, 6/9 vs. TEX
RBI, Game:..... 4 (2x), last: Cabrera, Pagan, 5/24 at MIA
Totals Bases, Game:..... 8 (2x), last: Schierholtz, 4/23 at NYM (GMI)
Walks, Game:..... 4, Posey, 6/4 vs. CHC
Strikeouts, Game:..... 3 (12x), last: Vogelsong, 6/4 vs. CHC
Steals, Game:..... 3, Blanco, 6/22 at OAK
Most Ground Into Doubleplay, Game: 2 (3x), last: H. Sanchez, 6/19 at LAA

TEAM PITCHING

Runs Allowed, Game:..... 17, 4/11 at COL
Fewest Runs Allowed, Game:..... 0 (6x), last: 6/13 vs. HOU
Runs Allowed, Inning:..... 7, 4/11 at COL (5th)
Hits Allowed, Game:..... 22, 4/11 at COL
Fewest Hits Allowed, Game:..... 0: 6/13 vs. HOU
Hits Allowed, Inning:..... 7, 4/11 at COL (5th)
Strikeouts, Game, SF:..... 17, 5/21 at MIL
Strikeouts, Game, Opponents:..... 15, 5/23 at MIL
Walks Allowed, Game, SF:..... 10, 5/2 vs. MIA
Walks Allowed, Game, Opponents:..... 10, 5/15 vs. COL
Scoreless Innings Streak, SF:..... 17.0, 4/18-4/20

INDIVIDUAL PITCHING

Strikeouts, Starter:..... 14, Cain, 6/13 vs. HOU
Strikeouts, Reliever:..... 4, Kontos, 6/19 at LAA
Strikeouts, Opponent:..... 10, Friedrich, 5/14 vs. COL
Fewest Hits Allowed, CG, SF:..... 0, Cain, 6/13 vs. HOU
Fewest Hits Allowed, CG, Opp:..... 5, Harrison, 6/8 vs. TEX
Walks:..... 7, Zito, 5/2 vs. MIA
Walks, Opponent:..... 5 (2x), last: Samardzija, 6/4 vs. CHC
Home Runs Allowed:..... 2 (9x), last: Loux, 6/20 at LAA
Home Runs Allowed, Opponent:..... 2 (7x), last: Vargas, 6/15 at SEA
Innings, Starter:..... 9.0 (4x), last: Cain, 6/13 vs. HOU
Innings, Reliever:..... 3.0, Loux, 5/20 vs. OAK
Fewest Innings, Starter:..... 2.1, Lincecum, 4/11 at COL
Scoreless Innings Streak, Starter:..... 18.0, Cain, 4/13-4/18
Scoreless Innings Streak, Reliever:..... 10.1, Romo, 4/8-5/14
Winning Streak:..... 8, Cain, 5/12-present
Losing Streak:..... 6, Lincecum, 5/9-present

TEAM & INDIVIDUAL FIELDING

Errors, Game, Team:..... 4, 6/7 at SD
Errors, Game, Opponent:..... 5, 4/8 at AZ
Errors, Game, Individual:..... 2 (4x), last: Crawford, 5/3 vs. MIA
Errors, Consecutive Games, Team:..... 5, 5/23-5/27
Errors, Consecutive Games Without, Team:..... 6, 6/1-6/6
Double Plays, Turned, Game, Team:..... 4, 5/8 at LAD
Opponents Double Plays, Turned, Game, Team: 4 (2x), last: 5/19 vs. OAK

EJECTIONS

Player/Coach Date Inn. Umpire Reason
Bruce Bochy 4/8 at AZ B7 Mike DiMuro Arguing call at plate

GIANTS PLAYERS

Perfect game:..... Matt Cain, 6/13/12 vs HOU (W, 10-0)
No-hitter..... Matt Cain, 6/13/12 vs HOU (W, 10-0)
Complete game, one-hitter:..... Matt Cain, 4/13/12 vs. PIT (W, 5-0)
Complete-game, 2-hitter:..... Tim Lincecum, 6/29/09 at STL (W, 10-0)
Shutout:..... Matt Cain, 6/13/12 vs HOU (W, 10-0)
10 or more Ks, one game:..... Matt Cain, 6/13/12 vs HOU (14) (W, 10-0)
4 strikeouts, one inning:..... Jerry Spradlin, 7/22/99 vs. SD, 7th
10-plus innings pitched:..... Mike LaCoss, 8/16/87 vs. LAD (W, 1-0)
Consecutive CG shutouts:..... Livan Hernandez, 8/19/02 at FLA (W, 3-0);
Jason Schmidt, 8/20/02 vs. NYM (W, 1-0)
Consecutive shutouts, same pitcher:..... Livan Hernandez, 8/18/00 vs. ATL (W, 2-0); 8/23/00 vs. FLA (W, 5-0)
Two consecutive complete games, same pitcher:..... Matt Cain, 5/22/10 at OAK (L, 2-4); 5/28/10 vs. FLA (W, 5-0)
Inside-the-park HR:..... Conor Gillaspie, 9/27/11 vs. COL
Leadoff HR to begin game:..... Andres Torres, 8/18/10 at PHI
Leadoff HR to begin Giants 1st inning:..... Angel Pagan, 4/27/12 vs. SD
Pitcher hits HR:..... Madison Bumgarner, 6/12/12 vs. HOU (3rd)
HRs, both sides of the plate:..... Randy Winn, 8/30/08 at CIN
3 HRs, one game:..... Aubrey Huff, 6/2/11 at STL
4 HRs, one game:..... Willie Mays, 4/30/61 at MIL
Back-to-back HRs:..... Nate Schierholtz, Brandon Crawford, 4/11/12 at COL (4th)
Back-to-back-to-back HRs:..... Barry Bonds, Ray Durham, Pedro Feliz, 7/20/06 vs. SD (8th)

Two grand slams:..... Never
Pinch-hit grand slam:..... Rich Aurilia, 6/12/03 at CWS (9th)
2 HRs, same inning:..... Pablo Sandoval, 9/18/11 at COL (4th)
5 hits, one game:..... Nate Schierholtz, 4/28/10 vs. PHI
6 hits, one game:..... Mike Benjamin, 6/14/95 at CHC
3 doubles, one game:..... Pablo Sandoval, 9/11/11 vs. LAD
3 triples, one game:..... Willie Mays, 9/15/60 at PHI
4 or more steals, one game:..... Never
Steal of home:..... Gregor Blanco, 5/28/12 vs. ARI (1st)
Hit for cycle:..... Pablo Sandoval, 9/15/11 at COL
Multi-hit game by pitcher:..... Matt Cain (2), 5/12/12 at ARI
20+ Game Hit Streak:..... Pablo Sandoval (20), 4/6-4/27, 2012
..... Angel Pagan (20), 4/14-5/6, 2012
Hit Into A Triple Play:..... Aaron Rowand, 9/6/09 (5-4-3) at MIL (6th)

GIANTS TEAM

20+ Runs, Game:..... 23, 6/8/90 at ATL
10+ Runs, Inning:..... 10, 9/7/08 vs. PIT (4th)
20+ Hits, Game:..... 22, 5/13/07 at COL
10+ Hits, Inning:..... 10, 6/29/67 at STL (1st)
8+ Home Runs, Game:..... 8, 4/30/61 at MIL
5+ Home Runs, Inning:..... 8/23/61 at CIN (9th)
6+ Stolen Bases, Game:..... 7/17/11 at SD
4+ Stolen Bases, Inning:..... 6/27/84 vs. CIN (3rd)
Turn A Triple Play:..... 5/30/08 (5-4-3) vs. SD (8th)

RECORD BY BATTING ORDER POSITION

1st: Blanco (26-19), Pagan (12-13), Schierholtz (1-0)
2nd: Arias (2-1), Belt (1-1), Burriss (0-1), Cabrera (12-11), Crawford (8-3), Culberson, (0-1), Gillaspie (1-2), Pagan (0-1), Sandoval (0-1), Theriot (15-10)
3rd: Cabrera (26-18), Pagan (0-2), Sandoval (13-12)
4th: Huff (2-1), Pagan (2-1), Pill (1-0), Posey (33-27), H. Sanchez (0-2), Sandoval (0-1), Schierholtz (1-0)
5th: Belt (1-3), Huff (2-5), Pagan (20-13), Pill (7-5), H. Sanchez (4-3), Sandoval (2-1), Schierholtz (3-2)
6th: Arias (4-5), Belt (12-14), Huff (3-1), H. Sanchez (5-2), Sandoval (3-3), Schierholtz (5-6), Theriot (1-0), Pagan (1-0), Pill (5-1)
7th: Arias (15-9), Belt (5-4), Burriss (5-4), Crawford (5-6), Culberson (2-0), H. Sanchez (1-3), Schierholtz (4-3), Theriot (2-3)
8th: Arias (2-2), Bumgarner (0-1), Burriss (9-9), Crawford (20-15), Culberson (2-0), Gillaspie (1-1), H. Sanchez (1-1), Schierholtz (0-1), Theriot (4-2)
9th: Arias (1-1), Bumgarner (9-3), Burriss (0-2), Cain (10-3), Christian (1-0), Crawford (1-2), Hacker (0-1), Lincecum (2-11), Vogelsong (8-3), Zito (7-6)

RECORD BY STARTING POSITION

C: Posey (28-21), H. Sanchez (11-11)
1B: Belt (19-22), Huff (7-3), Pill (9-3), Posey (4-4)
2B: Arias (0-2), Burriss (13-14), Culberson (4-1), Theriot (22-15)
3B: Arias (19-11), Burriss (1-1), Gillaspie (2-3), Sandoval (17-17)
SS: Arias, (5-5), Burriss (0-1), Crawford (34-26)
LF: Blanco (1-3), Cabrera (34-22), Huff (0-4), Pill (4-3)
CF: Blanco (4-2), Pagan (35-30)
RF: Blanco (21-13), Cabrera (4-7), Schierholtz (14-12)
P: Bumgarner (9-5), Cain (11-3), Hacker (0-1), Lincecum (3-12), Vogelsong (9-4), Zito (7-7)
DH: Blanco (0-1), Christian (1-0), Posey (1-2), Sandoval (1-1)

GIANTS SCORING BY INNINGS

Table with 10 columns: Innings (1-9), EXTRA, TOTAL. Rows for Giants and Opp.







GIANTS STATS BY POSITION

Table with 11 columns: Position (C, 1B, 2B, 3B, SS, LF, CF, RF, P, DH, PH). Rows for HRs and RBI.

GIANTS STATS BY ORDER

Table with 9 columns: Order (1st-9th). Rows for HRs and RBI.

Minor League Report

<p>FRESNO GRIZZLIES</p> 	<p>PACIFIC COAST LEAGUE (AAA)</p> <p>WP: Danny Farquhar (SAC) LP: Dan Otero (FRE) (L, 3-3, 3.72) 2.2ip, 3h, 1r, 1er, 0bb, 0so, 1hr SV: None</p> <p>Home Runs: SAC: Anthony Recker (3) FRE: None</p> <p>Today's Game: 7:05 p.m. (PT) vs. Tucson</p>	<p>PACIFIC SOUTHERN DIVISION</p> <p>45-29, 2nd PLACE, -1.5 GB</p> <p>Game Recap: The Grizzlies lost a 2-1 decision in 12 innings to host Sacramento last night...RHP Dan Otero (3.72) suffered the relief loss after giving up 3 hits, including a home run...RHP Yusmeiro Petit (2.92) started and lasted 7.0 innings while allowing 1 run on 4 hits with 9 strikeouts...C Jackson Williams (.271) went 2-for-4.</p>
<p>RICHMOND FLYING SQUIRRELS</p> 	<p>EASTERN LEAGUE (AA)</p> <p>WP: Daniel Sattler (NB) LP: Tom Vessella (RIC) (L, 2-2, 2.78) 0.1ip, 1h, 2r, 0er, 0bb, 0so, 0hr SV: None</p> <p>Home Runs: NB: Evan Bigley (9) RIC: Mark Minicozzi (3), Ryan Cavan (7)</p> <p>Today's Game: 3:35 p.m. (PT) vs. New Britain</p>	<p>WESTERN DIVISION</p> <p>36-37, 3rd PLACE, -10.0 GB</p> <p>Game Recap: The Flying Squirrels fell to visiting New Britain last night by a score of 9-8...Richmond plated 5 runs in the 6th inning to overcome a 4-1 deficit, but the Rock Cats rallied for 3 in the 7th and 2 in the 9th to earn the win...RHP Justin Fitzgerald (4.34) started the contest and lasted 6.0 innings, allowing 4 runs (3er) on 5 hits...DH Mark Minicozzi (.316) led the offense by going 3-for-4 with a 2B, HR and 1 RBI.</p>
<p>SAN JOSE GIANTS</p> 	<p>CALIFORNIA LEAGUE (HIGH-A)</p> <p>WP: Jack Snodgrass (SJ) (7-2, 3.47) 5.2ip, 5h, 2r, 2er, 2bb, 3so, 0hr LP: Taylor Siemens (VIS) SV: None</p> <p>Home Runs: VIS: None SJ: Joe Panik (4), Ricky Oropesa (8)</p> <p>Next game: 7:00 p.m. (PT) at Visalia</p>	<p>NORTH DIVISION</p> <p>2-0, T1st PLACE, +1.0 GA</p> <p>Game Recap: The San Jose Giants defeated the Visalia Oaks by a 7-2 count last night...SS Joe Panik (.271) went 3-for-4 with a HR and 4 RBI and 1B Ricky Oropesa (.281) collected 3 hits, including a 2B and HR...LHP Jack Snodgrass (7-2, 3.47) started and earned the victory after allowing 2 runs on 5 hits in 5.2 innings.</p>
<p>AUGUSTA GREENJACKETS</p> 	<p>SOUTH ATLANTIC LEAGUE (LOW-A)</p> <p>WP: Jacob DeGrom (SAV) LP: Christopher Marlowe (AUG) (1-4, 3.40) 3.0ip, 5h, 4r, 3er, 5bb, 3so, 0hr SV: None</p> <p>Home Runs: AUG: None SAV: None</p> <p>Next Game: 3:05 p.m. (PT) at Savannah</p>	<p>SOUTH DIVISION</p> <p>1-1, 3RD PLACE, -1.0 GB</p> <p>Game Recap: The GreenJackets lost 5-1 to Savannah last night...RHP Christopher Marlowe (1-4, 3.40) started and pitched just 3.0 innings while allowing 4 runs (3er) on 5 hits to suffer the defeat...DH Ben Thomas (.260) went 3-for-4 as did RF Brett Krill (.225).</p>
<p>SALEM-KEIZER VOLCANOES</p> 	<p>NORTHWEST LEAGUE (SHORT-SEASON)</p> <p>WP: Alexander Carreras (YAK) LP: Raymundo Montero (SK) (0-1, 4.50) 5.0ip, 4h, 3r, 3er, 4bb, 3so, 1hr SV: Victor Capellan (YAK) (1)</p> <p>Home Runs: SK: None YAK: Henry Zabala (2)</p> <p>Today's Game: 7:05 p.m. (PT) at Yakima</p>	<p>WEST DIVISION</p> <p>5-3, 1ST PLACE, -1.0 GB</p> <p>Game Recap: The Volcanoes dropped a 4-2 decision to host Yakima yesterday...RHP Raymundo Montero (0-1, 4.50) started and received the loss after giving up 3 runs on 4 hits in 5.0 innings of work...DH Rafael Rodriguez (.333) went 3-for-3 with a 2B...1B Joseph Rapp (.190) went 2-for-4 with a 2B.</p>
<p>ARIZONA GIANTS</p> 	<p>ARIZONA LEAGUE (ROOKIE)</p> <p>WP: Kyle Hurst (ANG) LP: Randall Zeigler (GIA) (0-2, 3.86) 1.2ip, 2h, 1r, 1er, 0bb, 1so, 0hr SV: Robert Powell (ANG) (1)</p> <p>Home Runs: GIA: None ANG: Cody Eaves (1)</p> <p>Next Game (June 24): 7:05 p.m. (PT) at AZL-Angels</p>	<p>EAST DIVISION</p> <p>0-3, 13TH PLACE, -3.0 GB</p> <p>Game Recap: The Giants dropped to 0-3 on the young season with a 7-6 loss in 11 innings against the Angels yesterday...RHP Brandon Allen (3.00) started and allowed 1 run on 1 hit in 3.0 innings...LHP Randall Zeigler (0-2, 3.86) suffered the relief loss, allowing 1 run on 2 hits in 1.2 frames...LF Eldred Barnett drove in 3 runs...C Ryan Honeycutt (.500) went 2-for-3 with 1 RBI.</p>