



# Game Information

AT&T Park, 24 Willie Mays Plaza, San Francisco, CA 94107 • sfgiants.com/sfgigantes.com

Game #73

SAN FRANCISCO GIANTS MEDIA NOTES

June 24, 2012

Road Game #38 (19-18)

San Francisco Giants (40-32) at Oakland Athletics (34-38) Oakland-Alameda County Coliseum

**TODAY'S GAME...**The San Francisco Giants visit the Oakland Athletics in the final game of this 3-game series...Giants' right-hander **Matt Cain** (9-2, 2.34) will face A's right-hander **A.J. Griffin** (Major League Debut).

### PROBABLES AND BROADCAST SCHEDULE FOR UPCOMING SERIES VS. LOS ANGELES (ALL TIMES PDT):

- Monday, June 25 vs. Los Angeles (7:15): RHP Nathan Eovaldi (0-3, 2.35) vs. LHP Barry Zito (5-5, 4.35) - NBC Bay Area
  - Tuesday, June 26 vs. Los Angeles (7:15): LHP Clayton Kershaw (5-3, 2.73) vs. RHP Ryan Vogelsong (6-3, 2.41) - CSN Bay Area
  - Wednesday, June 27 vs. Los Angeles (12:45): RHP Chad Billingsley (4-6, 4.15) vs. RHP Tim Lincecum (2-8, 6.07) - CSN Bay Area
- note: all games broadcast on KNBR radio (English)/68 home games and 2 road contests broadcast on KTRB 860 ESPN Deportes (Spanish)*

**THE GIANTS...**came from behind for the 2nd-straight day to defeat the A's 9-8 yesterday.

- Are now 4-4 on this 10-day, 9-game road trip to SEA (1-2), LAA (1-2) and OAK (2-0).
- Have won 3 of their last 5 games.
- Enter today's game in 2nd place in the NL West, 3.0 games behind 1st-place LA.

**A FIRST FOR EVERYTHING...**A victory for the Giants today and they can sweep the A's here in Oakland, which would be the club's 1st sweep of 3-or-more games here at Oakland-Alameda Coliseum...the Giants have broomed just one opponent this season, sweeping the Cubs in a 4-game series at AT&T Park to kick off this month (June 1-4).

**KEEP IT GOING...**RHP **Matt Cain** enters today's game having won **his last 8 starts**, a **new career-high** and the longest such win streak in Giants history since **Rick Reuschel** won 8 consecutive starts in 1989...**no pitcher in SF-era history has ever won 9-straight starts in a single season...**the last pitcher in Giants franchise history with 9 consecutive winning starts in a single campaign was **Sal Maglie** in 1952.

**CAIN VS. THE A'S...**In his 1st 5 career starts against the A's, **Matt Cain** went 1-4 with a 3.38 ERA (13er, 34.2ip) and 1 complete game...in his last 4 starts against them, he's 2-1 with a 0.87 ERA (3er, 31.0ip) and 2 complete games.

**BRANDON BELTING...IF Brandon Belt** enters today's game with a career-best 11 game hitting streak, the 3rd-longest active streak in the National League...during this stretch, he's raised his batting avg. 49 points from .224 to his current .273 figure, while batting .441 (15-for-34) with 3 2Bs, 4 HRs and 12 RBI.

**40 WINS...**The Giants reached the 40-win plateau yesterday and are now 1 of only 3 NL teams with 40-or-more wins this season, joining the Dodgers (43) and Nationals (41).

**CAN YOU MAKE IT THREE?...**The Giants haven't won 3 consecutive games since the start of this month when they swept the Cubs at home in a 4-game series, June 1-4.

**TOO CLOSE...**San Francisco has 16 one-run wins this season, the 3rd-most in the Majors...only the Dodgers (18) and Pirates (17) have more such victories.

**TIGHT ONES...**Of the Giants' 72 games this season, 53 of have been decided by 3 runs-or-fewer, including 15 of 21 contests this month...only the Nationals have played more games overall this season that have been decided by that many runs (55 games).

**LEADING THE WAY...**The Giants lead the Majors with **28 saves this season** and rank 3rd overall with a 84.8 save percentage (28-for-33 in saves chances)...6 different Giants pitchers have earned at least 1 save this year (Casilla with 20, Romo with 3, Hensley with 2, Affeldt, Lopez and Wilson all with 1).

**CATCH US IF YOU CAN...SF has been successful in 19 of their last 21 stolen base attempts...**their 58 stolen bases overall are the 3rd-most in the NL...the Giants are just 27 stolen bases away from matching their season total from last year (85).

**DID YOU KNOW?...**LHP **Madison Bumgarner** earned his 9th win yesterday despite allowing 11 hits in 6.0 innings pitched...the last Giants pitcher to win a game despite allowing at least 11 hits in no more than 6.0 innings was **Noah Lowry** on Aug. 24, 2007 (he gave up 12 hits in 5.0 innings in an 11-6 Giants win over the Brewers) (*Elias*).

**ON TAP...**Following today's game with the A's, the Giants will return home for the start of a 7-game homestand against a pair of 1st-place teams, the Dodgers (Monday-Wednesday) and Reds (Thursday-Sunday).

### THIS DATE IN GIANTS HISTORY

**June 24, 1960 - Willie Mays** hit 2 home runs, singles, steals home and makes 10 putouts to lead the Giants past Cincinnati, 5-3...Mays also drives in 3 runs and scores 3 times.

### LONGEST ACTIVE HIT STREAK IN NL

Rk	Player, Team	Streak
1	Ryan Braun, MIL	17
2	David Wright, NYM	13
3	Brandon Belt, SF	11

### LONGEST ACTIVE WIN STREAK IN NL

Rk	Player, Team	Streak
1	R.A. Dickey, NYM	9
2	<b>Matt Cain, SF</b>	<b>8</b>
3	A.J. Burnett, PIT	7

### HIGHEST WIN PCT. THIS MONTH IN NL

Rk	Team	Pct. (W-L)
1t	Arizona	.650 (13-7)
1t	Pittsburgh	.650 (13-7)
3	Washington	.632 (12-7)
4	<b>San Francisco</b>	<b>.619 (13-8)</b>

### GIANTS ON THIS ROAD TRIP TO SEATTLE, LOS ANGELES-AL AND OAKLAND

Games: 8  
Record: 4-4

Avg.: .266 (75-for-282)  
Avg. w/RISP: .273 (21-for-77)  
Runs Per Game: 4.1 (33 total)  
Home Runs: 4  
Stolen Bases: 11

ERA: 5.80 (44er, 68.1ip)  
Starters W-L: 3-4  
Starters ERA: 5.60 (29er, 47.1ip)  
Relievers W-L: 1-1  
Relievers ERA: 5.50 (15er, 21.0ip)  
Saves/Opportunities: 4/4

### MISCELLANEOUS RECORD

1st Game of Series: 13-11  
Last Game of Series: 10-12  
Rubber Game: 6-4  
Get-Away Day: 10-7  
Orange Jerseys: 2-3  
Interleague Play: 7-7  
At AT&T Park: 21-14  
On Road: 19-18

### GIANTS' RECORD WHEN THEY...

Score first	24-9	Lead after 7	34-1	Comeback wins	16
Score 4 or more	31-12	Tied after 7	4-2	Lineups Used	57
Score less than 4	9-20	Trail after 7	2-29	Last at-bat	9-5
Out-hit opp.	30-9	Lead after 8	35-0	Extra Innings	4-1
Out-hit by opp.	7-21	Tied after 8	3-3	Series Sweeps	1-2
Commit No Errors	25-13	Trail after 8	2-29	Series (W-L-S)	14-7-3
Commit Error	15-19	Hit at least 1 HR	19-11	1-game series	0-0
One-run games	16-11	Hit no HRs	21-21	2-game series	0-0-2
				3-game series	12-7-0
				4-game series	2-0-1



1905 • 1921 • 1922  
1933 • 1954 • 2010



1904 • 1905 • 1911 • 1912 • 1913 • 1917  
1921 • 1922 • 1923 • 1924 • 1933 • 1936 • 1937  
1961 • 1964 • 1962 • 1989 • 2002 • 2010



1971 • 1987 • 1989 • 1997  
2000 • 2003 • 2010



• Most wins in NL History  
• Most players in the Hall of Fame (25)

#18 **MATT CAIN** RHP

Breakdown	W-L	ERA	G	IP	H	R	ER	BB	SO
2012 San Francisco	9-2	2.34	14	100.0	71	30	26	20	100
Career (8th season)	78-75	3.28	218	1417.1	1173	553	517	493	1185
2012 vs. Oakland	0-0	1.29	1	7.0	3	1	1	0	5
Career vs. Oakland	3-5	2.19	9	65.2	43	17	16	19	60

**CAIN AT A GLANCE**

- 2-time NL All-Star (2009 and 2011) will be making his 15th start of the 2012 season...will mark his 219th career appearance and his 218th start.
- SF has won his last 9 starts and are 11-3 overall in his outings this year.
- Signed a 5-year extension with a club/vesting player option for the 2018 season on April 2.

**CAIN CRUISING**

- Has won his last 8 starts, a new career-high and the longest such win streak in Giants history since Rick Reuschel won 8 consecutive starts in 1989.
- No pitcher in SF-era history has ever won 9-straight starts in a single season...the last pitcher in Giants franchise history with 9 consecutive winning starts in a single campaign was Sal Maglie in 1952.
- The record since 1919 is 11 consecutive wins by starter Hal Schumacher from May 19-July 10, 1935.
- Cain hasn't had a losing decision since May 1 vs. Miami.

**ON THE LEADERBOARD**

- Cain's 9 wins are tied for the 4th-most in the NL...only NYM's R.A. Dickey (11 wins), PHI's Cole Hamels (10) and STL's Lance Lynn (10) have more.
- Is 2nd in the NL with an opponents avg. against with RISP of .148...also ranks 4th in the league with 100 strikeouts, 4th in innings pitched, 5th in opponents avg. against (.199) and 7th with a 2.34 ERA.

**LAST TIME OUT**

- Pitching for the 1st time since his perfect game last Monday night against the Angels in Anaheim, Cain had his shortest start of the season, working 5.0 innings while allowing 3 runs on 6 hits with 4 walks and 4 strikeouts... however, earned his 9th-straight win in SF's 5-3 victory.
- His 1st hit allowed came to his 1st batter faced, Mike Trout, snapping his consecutive batters faced streak at 32.

**PERFECT START**

- Tossed the 22nd perfect game in Major League Baseball history on June 13 vs. Houston...it was the 1st perfect game in the 130th-season history of the Giants franchise.
- It was the 2nd perfect game of 2012, joining Chicago White Sox starter Philip Humber's perfecto on April 21 at Seattle, marking just the 3rd time in ML history that two perfect games have been recorded in the same season (1880 - Monte Ward, Lee Richmond; and 2010 - Roy Halladay, Dallas Braden).

**INNINGS EATER**

- Snapped his streak of working at least 6.0 innings in each of his 1st 13 starts this season after tossing 5.0 frames in his last outing at Anaheim...it was the longest such streak to start a campaign by a Giants pitcher since Atlee Hammaker started the 1983 season with 21-straight starts of at least 6.0 innings in each start.

**VS. OAKLAND**

- Will make his 10th career start against the A's...has gone 3-5 with a 2.19 ERA (16er, 65.2ip) and 3 complete games vs. Oakland.
- In his last 4 starts against the A's, Cain has gone 2-1 with a 0.87 ERA (3er, 31.0ip) and .183 avg. against (20-for-109).
- Has allowed 1 earned run or fewer in 6 of his 9 starts.

**THIS AND THAT**

- Has crested the 30-start barrier in each of his 1st 6 full seasons.
- Has never missed a start due to injury and has been skipped in rotation just once (May, 2006).
- Has received the 2nd-lowest run support avg. in Majors since his 1st full season in 2006, averaging 4.00 runs per game (John Lannan, 3.98).
- Has gone 66-9 (.880) when the Giants score at least 3 runs of support for him (106 starts).

**TOMORROW'S STARTER: Barry Zito**

- 2002 AL Cy Young Award winner and 3-time AL All-Star (2002-03, 2006) will be making his 15th start of the season...has posted a 5-5 record with a 4.35 ERA (39er, 80.2ip) and 1 complete game in 14 starts this season... earned his 3rd-consecutive loss on Tuesday night against the Angels in Anaheim in SF's 12-5 defeat...was tagged for 8 runs on 9 hits in just 3.1 innings, his 2nd-shortest outing of 2012...gave up 4 runs in the 1st, including a 3-run HR to Albert Pujols, and allowed 3 runs in the 4th.
- vs. Los Angeles: Will make his 23rd career appearance vs. Los Angeles, his 22nd start...has posted a 6-9 record with a 3.99 ERA (59er, 133.0ip) in his 22 outings...faced the Dodgers once already this season on May 7 in LA and suffered the loss after giving up 3 runs on 8 hits in 6.0 innings.

Breakdown	W-L	ERA	G	IP	H	R	ER	BB	SO
2012 San Francisco	5-5	4.35	14	80.2	78	45	39	36	45
Career (13th season)	150-129	3.93	382	2332.2	2088	1106	1018	970	1728
2012 vs. Los Angeles	0-1	4.50	1	6.0	8	3	3	4	3
Carer vs. Los Angeles	6-9	3.99	22	133.0	116	60	59	46	100

CAIN'S 2012 STARTS												
Date	OPP	DEC	SCORE	IP	H	R	ER	BB	SO	HR	#P	
4/8	at AZ	ND	L, 6-7	6.0	6	5	5	2	4	2	97	
4/13	PIT	W	W, 5-0	9.0	1	0	0	0	11	0	106	
4/18	PHI	ND	W, 1-0(11)	9.0	2	0	0	1	4	0	91	
4/24	at CIN	L	L, 2-9	6.1	5	3	3	2	7	2	116	
5/1	MIA	L	L, 1-2	8.0	6	2	2	1	4	1	102	
5/6	MIL	ND	W, 4-3(11)	7.0	6	2	2	1	10	0	106	
5/12	at ARI	W	W, 5-2	6.0	3	1	1	2	8	0	109	
5/17	STL	W	W, 7-5	6.0	8	4	4	1	6	1	112	
5/22	at MIL	W	W, 6-4	7.0	11	4	4	0	8	0	115	
5/27	at MIA	W	W, 3-2	6.2	5	2	1	3	4	0	103	
6/2	CHC	W	W, 2-1	8.0	5	1	1	2	7	1	117	
6/8	at SD	W	W, 8-3	7.0	7	3	0	1	9	0	116	
*6/13	HOU	W	W, 10-0	9.0	0	0	0	0	14	0	125	
6/18	at LAA	W	W, 5-3	5.0	6	3	3	4	4	1	100	
Totals (14gms)	9-2	2.34		100.0	71	30	26	20	100	8	1515	

CAIN'S 2012 STATISTICAL BREAKDOWN												
Category	DEC	ERA	IP	H	R	ER	BB	SO	HR			
Home	4-1	1.45	56.0	28	9	9	6	56	3			
Road	5-1	3.48	44.0	43	21	17	14	44	5			
Day	5-0	2.36	49.2	38	17	13	10	51	4			
Night	4-2	2.32	50.1	33	13	13	10	49	4			
April	1-1	2.37	30.1	14	8	8	5	26	4			
May	4-1	3.10	40.2	39	15	14	8	40	2			
June	4-0	1.24	29.0	18	7	4	7	34	2			
Pre-ASB	9-2	2.34	100.0	71	30	26	20	100	8			
Post-ASB	---	---	--	--	--	--	--	--	--			
Category	AVG.	AB	H	2B	3B	HR	BB	SO	OBP	SLG		
LHH	.237	169	40	9	1	2	12	51	.287	.337		
RHH	.166	187	31	9	2	6	8	49	.210	.332		
Totals	.199	356	71	18	3	8	20	100	.246	.334		

CAIN'S HISTORY	
Last Win:	6/18/12 at LAA (vs. Williams)
Last Loss:	5/1/12 vs. MIA (vs. Nolasco)
Last CG:	6/13/12 vs. HOU (vs. Happ)
Last Shutout:	6/13/12 vs. HOU (vs. Happ)
2012 Highs	Career Highs
Low-Hit CG:	0, 6/13/12 vs. HOU
Innings:	9.0 (3x), 6/13/12 vs. HOU
Strikeouts:	14, 6/13/12 vs. HOU
Win Streak:	8, 5/12-present
Loss Streak:	2, 4/24-5/1

CAIN AT THE PLATE										
	AVG.	AB	H	2B	3B	HR	RBI	BB	SO	SH
2012	.188	32	6	2	0	0	2	1	13	3
Career	.123	415	51	10	1	5	20	16	207	52

Last Home Run: 9/18/11 at COL (off Esmil Rogers)

RUN SUPPORT		RUNS BY INNING			
(runs during appearance)		Inning	Games	Runs	Avg.
Runs Scored	Times	1st	14	6	0.43
0 runs	2	2nd	14	1	0.07
1 run	1	3rd	14	6	0.43
2 runs	1	4th	14	7	0.50
3 runs	2	5th	14	2	0.14
4 runs	3	6th	13	4	0.31
5 runs	2	7th	10	4	0.40
6 runs	1	8th	5	0	0.00
7 runs	1	9th	3	0	0.00
8 runs	--				
9 runs	--				
10+ runs	1				
Run Support AVG.	5.13				

A'S CAREER BATTING VS. CAIN										
Player	AVG	AB	H	HR	RBI	BB	SO			
Daric Barton	.100	10	1	0	1	0	2			
Coco Crisp	.250	8	2	0	2	0	1			
Jonny Gomes	.000	1	0	0	0	0	0			
Brandon Moss	.222	9	2	1	1	0	3			
Cliff Pennington	.222	9	2	0	0	0	2			
Adam Rosales	.286	14	4	1	2	0	3			
Seth Smith	.083	24	2	0	2	2	2			
Kurt Suzuki	.333	9	3	0	0	0	1			
Jemile Weeks	.667	3	2	0	0	0	1			

CAIN'S STARTS VS. OAKLAND												
Date	H/R	DEC	SCORE	IP	H	R	ER	BB	SO	HR#P		
5/21/06	R	W	W, 6-0	9.0	1	0	0	3	5	0	120	
6/25/06	H	L	L, 4-10	4.1	5	6	6	6	5	0	105	
5/19/07	R	L	L, 2-4	6.1	6	3	3	4	9	1	119	
6/10/07	H	L	L, 0-2	8.0	5	1	1	3	8	1	123	
6/14/08	H	L	L, 0-4	7.0	6	3	3	1	11	0	108	
6/14/09	H	W	W, 7-1	9.0	4	1	1	0	9	1	119	
5/22/10	R	L	L, 0-1	8.0	5	1	0	1	4	0	113	
6/13/10	H	W	W, 6-2	7.0	8	1	1	1	4	0	116	
6/19/11	R	ND	L, 1-2	7.0	3	1	1	0	5	0	106	
Totals (9 starts)	3-5	2.19		65.2	43	17	16	19	60	3	1029	

ADDITIONAL INFO ON CAIN'S PERFECT GAME												
• Cain fanned 14 batters and threw 125 pitches (86 strikes) in the game... the 14 strikeouts were a career-high for Cain and tied the record for most strikeouts in a perfect game, set by Sandy Koufax (Sept. 9, 1965).												
• It was also the highest strikeout total in a no-hitter since Nolan Ryan fanned 16 Blue Jays on May 1, 1991.												
• His 125 pitches were the most ever in a perfect game.												
• Cain threw a one-baserunner game earlier this year against Pittsburgh where the only baserunner was the opposing pitcher...Cain's the 2nd pitcher ever to have a perfect game and a 'nearly perfect' game in the same year (Roy Halladay did it in 2010, if you count his postseason no-hitter as the 1-baserunner game).												
• Cain's performance marked the 5th no-hitter of the 2012 season, joining Humber, Jered Weaver (May 2), Johan Santana (June 1) and the combined Mariners no-hitter (June 8).												
• Cain's perfect game marked the 14th no-hitter in Giants' franchise history, the 6th in SF-era history (since 1958).												



BULLPEN VS. OAKLAND												
PITCHER	CAREER						2012					
	W-L-S	ERA	G	IP	H	ER	W-L-S	ERA	G	IP	H	ER
Jeremy Affeldt	0-2-0	6.46	17	15.1	21	11	0-0-0	0.00	3	2.2	0	0
Santiago Casilla	0-0-3	3.86	7	4.2	5	2	0-0-2	9.00	3	2.0	4	2
Clay Hensley	2-0-1	1.00	4	9.0	6	1	1-0-1	0.00	4	2.0	1	0
George Kontos	0-0-0	0.00	1	0.1	0	0	0-0-0	0.00	1	0.1	0	0
Javier Lopez	1-1-0	4.35	16	10.1	8	5	0-0-0	0.00	4	2.1	0	0
Shane Loux	1-0-0	3.86	5	16.1	13	7	0-0-0	12.27	2	3.2	4	5
Sergio Romo	1-0-0	1.08	8	8.1	3	1	0-0-0	0.00	2	2.0	0	0
<b>GIANTS TOTALS</b>							<b>1-0-3</b>	<b>4.86</b>	<b>5</b>	<b>16.2</b>	<b>14</b>	<b>9</b>
<b>ATHLETICS TOTALS</b>							<b>0-1-0</b>	<b>5.79</b>	<b>5</b>	<b>18.2</b>	<b>17</b>	<b>12</b>

**#41 JEREMY AFFELDT (0-1, 2.67, 1 SV)**

Last Win: 8/27/11 vs. HOU Last Loss: 4/8/12 at AZ Last Save: 6/4/12 vs. CHC  
 1st BF/Retired: 26/16 (61.5%) IR/IRsc: 15/8 (53.3%) Save Op. (1/1)

- Has a 3.44 ERA (6er, 15.2ip) and .281 (18-for-64) opp. avg. against, compared to a 1.59 ERA (2er, 11.1ip) and .175 (7-for-40) avg. at home.
- Left-handed batters are hitting .244 (10-for-41) off him, and are 4-for-their-last-25.
- Was reinstated from DL on May 13 (right knee sprain) and has allowed 3 runs in 16.0 innings (1.69 ERA) since being reinstated.

**#46 SANTIAGO CASILLA (1-2, 1.91, 20 SV)**

Last Win: 5/21/12 at MIL Last Loss: 5/15/12 vs. COL Last Save: 6/22/12 at OAK  
 1st BF/Retired: 32/27 (84.3%) IR/IRsc: 12/4 (33.3%) Save Op. (20/21)

- Allowed 1 run on 2 hits with 1 walk last night.
- Is 20-for-21 in save chances with his 20 saves ranking as the 2nd-most in the NL.
- Has gone 15-for-his-last-15 in save opportunities.
- Opponents are 4-for-21 (.190) off him this season with RISP.

**#34 CLAY HENSLEY (2-3, 3.58, 2 SV)**

Last Win: 6/22/12 at OAK Last Loss: 5/4/12 vs. MIL Last Save: 6/23/12 at OAK  
 1st BF/Retired: 32/21 (65.6%) IR/IRsc: 17/2 (8.5%) Save Op. (2/3)

- Earned his 2nd save last night retiring his only batter faced with the bases loaded.
- Has still given up 7 ERs and 7 BBs in his last 6.1 innings pitched (7 appearances).
- Has struggled in Interleague play with a 8.37 ERA (4ers, 4.1ip) in 6 games.
- Left-handed batters are hitting .132 (5-for-38) of him and are just 1-for-their-last-18.

**#70 GEORGE KONTOS (0-0, 1.50, 0 SV)**

Last Win: None Last Loss: None Last Save: None  
 1st BF/Retired: 4/2 (50.0%) IR/IRsc: 5/3 (60.0%) Save Op. (0/0)

- Since being promoted from triple-A Fresno on June 9, has made 4 appearances with SF throwing 6.0 innings.
- In 23 relief outings for Fresno this season, he went 2-0 with a 1.71 ERA (6er, 31.2ip).

**#49 JAVIER LOPEZ (3-0, 2.93, 1 SV)**

Last Win: 5/6/12 vs. MIL Last Loss: 8/16/11 at ATL Last Save: 6/1/12 vs. CHC  
 1st BF/Retired: 32/21 (65.6%) IR/IRsc: 30/5 (16.7%) Save Op. (1/3)

- Left-handed batters are 4-for-their-last-31 (.129) off Lopez and 9-for-42 (.214) overall.
- Has been unscored upon in 26 of his 32 efforts on the season.
- Has stranded 25 of 30 runners he has inherited...since 2009, has allowed only 20 of 131 (15.2%) IRs to score, which is the lowest pct. in the Majors.

**#61 SHANE LOUX (0-0, 4.80, 0 SV)**

Last Win: 5/5/09 at OAK Last Loss: 5/16/09 at TEX Last Save: None  
 1st BF/Retired: 10/8 (80.0%) IR/IRsc: 0/0 (0.0%) Save Op. (0/0)

- Had a rough outing last night at OAK as he allowed 3 runs on 2 hits and 1 walk in just 0.2 innings.
- Has allowed 6 runs in his last 1.2ip (32.40 ERA).
- Was having outstanding season for Grizzlies as he was 3-1 with 0.43 ERA (1er, 21.0ip) and 12 strikeouts to just 3 walks in 13 games of relief.

**#59 GUILLERMO MOTA (0-1, 5.06, 0 SV)**

**ON THE RESTRICTED LIST**

- Received 100-game suspension on May 7 after testing positive for substance in violation of MLB's Joint Drug Prevention and Treatment Program.

**#54 SERGIO ROMO (2-1, 0.89, 3 SV)**

Last Win: 4/20/12 at NYM Last Loss: 6/17/12 at SEA Last Save: 6/6/12 at SD  
 1st BF/Retired: 27/24 (89.0%) IR/IRsc: 21/4 (19.0%) Save Op. (3/3)

- His 0.89 ERA (2er, 20.1ip) ranks as the 2nd-lowest among NL relievers (min. 20.0ip).
- Opponents are hitting .143 (10-for-70) off him this year, 5th-lowest among NL relievers.
- Has been unscored upon in 25 of 27 games this year and in 54 of his last 57 outings dating back to last year.
- Among active career leaders as a relief pitcher, Romo has the highest strikeout-walk ratio, with a 5.50 figure.

**#45 DAN RUNZLER (0-0, ---, 0 SV)**

**ON DISABLED LIST WITH A LEFT LATISSIMUS DORSI STRAIN**

- Has started season on DL with strain to his left latissimus dorsi muscle, which he aggravated in spring training...made his 1st rehab appearance with triple-A Fresno Tuesday night and allowed 2 ERs on 3 hits in 1.0 inning of relief.

**#38 BRIAN WILSON (0-0, 9.00, 1 SV)**

**ON DISABLED LIST WITH A RIGHT ELBOW SPRAIN**

- Was placed on 15-day DL April 16 after undergoing his 2nd Tommy John surgery...procedure was performed by Dr. James Andrews on April 19 in Florida.

**GIANTS BULLPEN - BY MONTH**

Month	W-L	ERA	SV-OPP	IP	H	R	ER
April	4-4	3.71	6-9	53.1	65	33	22
May	4-3	2.74	10-11	82.0	69	30	25
June	1-2	4.53	12-13	45.2	49	23	23
July	--	---	--	--	--	--	--
Aug.	--	---	--	--	--	--	--
Sept.	--	---	--	--	--	--	--
Oct.	--	---	--	--	--	--	--

**GIANTS BULLPEN LINES - LAST 3 SERIES**

DATE	OPP	W-L-S	IP	H	R	ER	BB	SO	HR
6/15-17	at SEA	0-1-1	5.1	11	3	3	0	3	0
6/18-20	at LAA	0-0-1	9.2	7	7	7	3	8	2
6/22-24	at OAK	1-0-2	6.0	6	5	5	7	10	1

**INDIVIDUALS - LAST 5 OUTINGS**

**JEREMY AFFELDT**

DATE	OPP	DEC	IP	H	R	ER	BB	SO	HR
06/14	HOU	ND	1.0	1	0	0	0	1	0
06/16	at SEA	ND	1.0	4	2	2	0	0	0
06/18	at LAA	ND	0.2	0	0	0	0	0	0
06/22	at OAK	ND	0.2	0	0	0	1	1	0
06/23	at OAK	ND	1.0	0	0	0	0	1	0
Totals	0-0-0	4.15	4.1	5	2	2	1	3	0

**SANTIAGO CASILLA**

DATE	OPP	DEC	IP	H	R	ER	BB	SO	HR
06/12	HOU	SV	0.1	0	0	0	0	0	0
06/15	at SEA	SV	1.0	0	0	0	0	1	0
06/18	at LAA	SV	1.0	0	0	0	0	1	0
06/22	at OAK	SV	1.0	1	1	1	0	2	1
06/23	at OAK	ND	0.0	2	1	1	1	0	0
Totals	0-0-4	5.40	3.1	3	2	2	0	4	1

**CLAY HENSLEY**

DATE	OPP	DEC	IP	H	R	ER	BB	SO	HR
06/12	HOU	ND	0.1	0	1	1	1	0	0
06/14	HOU	ND	1.0	1	1	1	1	0	0
06/19	at LAA	ND	1.2	3	3	3	2	1	0
06/22	at OAK	W	0.1	1	0	0	1	1	0
06/23	at OAK	S	0.1	0	0	0	0	0	0
Totals	1-0-1	11.25	4.0	5	5	5	5	2	0

**GEORGE KONTOS**

DATE	OPP	DEC	IP	H	R	ER	BB	SO	HR
06/10	TEX	ND	1.0	1	0	0	0	1	0
06/16	at SEA	ND	2.0	3	0	0	0	2	0
06/19	at LAA	ND	2.2	2	1	1	0	4	0
06/22	at OAK	ND	0.1	0	0	0	0	0	0
Totals	0-0-0	1.50	6.0	6	1	1	0	7	0

**JAVIER LOPEZ**

DATE	OPP	DEC	IP	H	R	ER	BB	SO	HR
06/15	at SEA	ND	0.1	1	0	0	0	0	0
06/17	at SEA	ND	0.1	1	0	0	0	0	0
06/19	at LAA	ND	0.1	0	0	0	1	0	0
06/22	at OAK	ND	0.2	0	0	0	1	1	0
06/23	at OAK	ND	0.0	0	0	0	1	0	0
Totals	0-0-0	0.00	1.2	3	0	0	3	1	0

**SHANE LOUX**

DATE	OPP	DEC	IP	H	R	ER	BB	SO	HR
06/10	TEX	ND	1.0	1	0	0	0	1	0
06/14	HOU	ND	2.0	1	0	0	0	0	0
06/18	at LAA	ND	1.0	0	0	0	0	1	0
06/20	at LAA	ND	1.0	4	3	3	0	0	2
06/23	at OAK	ND	0.2	2	3	3	1	1	0
Totals	0-0-0	9.53	5.2	8	6	6	1	3	2

**SERGIO ROMO**

DATE	OPP	DEC	IP	H	R	ER	BB	SO	HR
06/12	HOU	ND	0.1	0	0	0	0	1	0
06/15	at SEA	ND	0.2	0	0	0	0	0	0
06/17	at SEA	L	0.0	2	1	1	0	0	0
06/18	at LAA	ND	1.1	0	0	0	0	1	0
06/23	at OAK	ND	1.0	0	0	0	1	3	0
Totals	0-1-0	2.70	3.1	2	1	1	1	5	0

BATTING VS. OAKLAND															
PLAYER	CAREER					2012					CAREER VS. GRIFFIN				
	AVG	AB	H	HR	RBI	AVG	AB	H	HR	RBI	AVG	AB	H	HR	RBI
Joaquin Arias	.171	41	7	0	3	.091	11	1	0	2	----	--	--	--	--
Brandon Belt	.182	11	2	0	5	.182	11	2	0	5	----	--	--	--	--
Gregor Blanco	.250	32	8	0	4	.333	15	5	0	2	----	--	--	--	--
Emmanuel Burriss	.278	36	10	0	2	.200	10	2	0	0	----	--	--	--	--
Melky Cabrera	.300	140	42	3	11	.563	16	9	0	1	----	--	--	--	--
Justin Christian	.500	2	1	0	0	.500	2	1	0	0	----	--	--	--	--
Brandon Crawford	.208	24	5	0	1	.267	15	4	0	0	----	--	--	--	--
Angel Pagan	.238	21	5	0	2	.400	10	4	0	2	----	--	--	--	--
Buster Posey	.188	32	6	0	4	.125	8	1	0	2	----	--	--	--	--
Hector Sanchez	.571	7	4	0	3	.571	7	4	0	3	----	--	--	--	--
Pablo Sandoval	.268	56	15	2	5	.333	3	1	0	0	----	--	--	--	--
Nate Schierholtz	.293	41	12	3	8	.000	3	0	0	0	----	--	--	--	--
Ryan Theriot	.056	18	1	0	0	.000	5	0	0	0	----	--	--	--	--
<b>GIANTS TOTALS</b>						<b>.266</b>	<b>158</b>	<b>42</b>	<b>2</b>	<b>25</b>					
<b>ATHLETICS TOTALS</b>						<b>.224</b>	<b>174</b>	<b>39</b>	<b>5</b>	<b>23</b>					

**#13 JOAQUIN ARIAS** (.252, 1 HR, 13 RBI) **Current streak:** Hitless last 2 games (0x2)  
**Roadtrip** (.353, 6x17, 0 HR, 1 RBI) **Last HR:** 5/22/12 at MIL, off Shaun Marcum (ABs since: 85)

- **Is hitting .299 (26-for-87) on the road this season**, compared to a .194 clip (14-for-72) at AT&T Park.
- Is just 5-for-his-last-41 (.122) against right-handed pitching...has a .313 avg. (21-for-67) vs. LHP.
- **Is 1-for-his-last-30 (.033) with RISP...**is hitting .163 (7-for-43) overall in those situations.
- After having his contract purchased from triple-A Fresno on April 25, he has started 42 of SF's 55 games (30 at 3rd base, 10 at shortstop, 2 at 2nd) and has hit safely in 30 of 42 starts.

**#9 BRANDON BELT** (.273, 4 HR, 29 RBI) **Current streak:** 11 games (15x34)  
**Roadtrip** (.458, 11x24, 1 HR, 5 RBI) **Last HR:** 6/23/12 at OAK, off Jeremy Blevins (L) (ABs since: 1)

- **Is in the midst of a career-high 11 game hitting streak, batting .441 (15-for-34) with 3 2Bs, 4 HRs and 12 RBI with 9 walks and 5 strikeouts during the stretch.**
- Leads the club with 31 walks and a .395 OBP.
- **His 1.164 OPS ranks as the 3rd-highest among NL 1st baseman during the month of June.**
- Is tied with **Buster Posey** for team lead with 9 multi-RBI games this season.
- Is 9-for-his-last-18 with 2 2Bs and 4 HRs against left-handed pitching.
- Has made 41 starts (all at 1st base), hitting safely in 27 of those contests.

**#7 GREGOR BLANCO** (.254, 4 HR, 17 RBI) **Current streak:** Hitless last game (0x4)  
**Roadtrip** (.152, 5x33, 0 HR, 2 RBI) **Last HR:** 6/13/12 vs. HOU, off Rhiner Cruz (ABs since: 37)

- Is batting just .143 (7-for-49) over his last 12 games with a .222 OBP, 4 walks and 14 Ks...his avg. has dropped from .291 to its current mark of .254 during that span.
- **Leads the club seeing 4.12 pitches per plate appearance.**
- Is hitting .282 (22-for-78) vs. left-handers, compared to .235 (28-for-119) vs. righties.
- **Has 2nd-most walks on the club with 28 (Belt leads with 29).**
- Has 4 HRs on the season...entered the 2012 season with 3 career home runs in his 1st 3 big league seasons and has already passed that figure.
- Has appeared in 62 of the Giants' 72 games, making 46 starts (34 in RF, 4 in LF, 7 in CF and 1 as DH)...has started 43 of SF's last 49 games.

**#2 EMMANUEL BURRISS** (.212, 0 HR, 5 RBI) **Current streak:** 1 game (1x4)  
**Roadtrip** (.250, 1x4, 0 HR, 0 RBI) **Last HR:** 8/31/08 at CIN, off Bronson Arroyo (ABs since: 486)

- **Has started just once in SF's last 23 games...**has appeared in 6 games during that span.
- Is just 9-for-55 (.164) in his last 20 games.
- Has made 30 starts this year (27 at 2nd base, 2 at 3rd and 1 short).
- Dating back to 2010, 52 of his last 54 hits have been singles, including 23 of 24 this season.

**#53 MELKY CABRERA** (.355, 6 HR, 35 RBI) **Current streak:** Hitless last game (0x4)  
**Roadtrip** (.306, 11x36, 1 HR, 4 RBI) **Last HR:** 6/15/12 at SEA, off Justin Vargas (L) (ABs since: 32)

- Ranks 3rd in NL with a .355 batting avg. and is tied for NL lead with 7 triples...leads Majors with 102 hits and 33 multi-hit games.
- His .404 avg. (19-for-47) during Interleague Play ranks 8th among Major Leaguers.
- Is 9-for-20 (.450) in 5 games against the A's this year.
- Has reached base safely via hit or walk in 62 of his 69 games.
- **Owns the 2nd-highest avg. vs. LHP in the NL, hitting .424 (36-for-85).**
- **His 5 outfield assists are tied for the 4th-most in the NL.**
- His 51 hits in the month of May tied **Randy Winn** (51 in Sept. 2005) for the most in SF-era history.

CABRERA'S RANKS IN NL	
Stat	Rank
Hits (102)	1st
3B (7)	T1st
Multi-Hit Gms (33)	1st
Avg. (.360)	3rd
Runs (48)	T2nd
OBP (.396)	8th

**#35 BRANDON CRAWFORD** (.227, 1 HR, 21 RBI) **Current streak:** Hitless last 2 games (0x7)  
**Roadtrip** (.238, 5x21, 0 HR, 0 RBI) **Last HR:** 4/12/12 at COL, off Jeremy Guthrie (ABs since: 199)

- Is 3-for-his-last 17 (.176) at the plate.
- Has 2nd-most 2Bs on club (14), behind only **Cabrera** (15).
- Is hitting just .182 (12-for-66) vs. lefties this season.
- **Owns a .248 avg. (29-for-117) on the road**, compared to just .202 (20-for-99) at home this season.
- Is batting just .194 (12-for-62) with RISP, including .065 (2-for-31) with RISP and 2 outs.
- Is tied for the 2nd-most errors by a SS in the Majors this season (12).
- SF's Opening Day shortstop has started 60 of 72 games overall.

MULTI-HIT GAMES					
Player	2H	3H	4H	5H	TOT
Arias	5	3			8
Belt	10				10
Blanco	10	5			15
Burriss	2	1			3
Cabrera	23	7	3		33
Crawford	11				11
Christian					0
Pagan	20	2			22
Posey	16	3			19
H. Sanchez	7				7
Sandoval	11	1			12
Schierholtz	5	3			8
Theriot	5	4	1		10

MULTI-RBI GAMES					
Player	2	3	4	5+	TOT
Arias	2				2
Belt	6	3			9
Blanco	2	2			4
Burriss					0
Cabrera	6		1		7
Crawford	5	1			6
Christian					0
Pagan	2	1	1		4
Posey	7	2			9
H. Sanchez	2	2			4
Sandoval	4				4
Schierholtz		2			2
Theriot	3	1			4

RBI			
Player	2-OUT	GA	GW
Arias	6	3	2
Belt	6	5	3
Blanco	7		
Burriss			
Cabrera	10	10	9
Crawford	3	4	1
Christian			
Pagan	8	7	3
Posey	6	8	7
H. Sanchez	6	4	4
Sandoval	4	4	3
Schierholtz	5	1	
Theriot	5	4	2

OUTFIELD ASSISTS	
PLAYER	ASSISTS
Blanco	1
Cabrera	5
Christian	--
Pagan	1
Schierholtz	--

ERRORLESS STREAKS		
PLAYER	GAMES	LAST ERROR
Arias	10	6/8/12 vs. TEX
Belt	13	6/7/12 at SD
Blanco	19	5/30/12 vs. AZ
Burriss	3	5/26/12 at MIA
Cabrera	3	6/19/12 at LAA
Crawford	4	6/17/12 at SEA
Christian	38	6/214/08 at PIT
Pagan	11	6/7/12 at SD
Posey	21	5/24/12 at MIA
H. Sanchez	12	5/11/12 at AZ
Sandoval	15	4/27/12 at SD
Schierholtz	21	4/25/12 at CIN
Theriot	1	6/22/12 at OAK

**#51 JUSTIN CHRISTIAN** (.167, 0 HR, 0 RBI)  
**Roadtrip** (.167, 1x6, 0 HR, 0 RBI)

**Current streak:** 1 game (1x2)  
**Last HR:** No Career Home Runs (ABs since: 93)

- Has appeared in 4 games this season, going 1-for-6.
- Had his contract purchased from triple-A Fresno on June 15, taking roster spot of **Aubrey Huff**.
- Was batting .364 (91-for-250) with 7 HRs and 31 RBI in 60 games for the Grizzlies.
- 32-year-old was leading the PCL with 91 hits and was leading the Grizzlies with 29 multi-hit games.
- Owns a .244 avg. (22-for-90) in 43 games played at the Major League level.

**#17 AUBREY HUFF** (.155, 1 HR, 5 RBI)

**ON 15-DAY DL W/RIGHT KNEE SPRAIN**

- Was placed on the 15-day DL on June 15 with a right knee sprain...suffered injury after jumping over dugout railing while trying to celebrate with team on **Matt Cain's** perfect game.
- Marks the 2nd time he has been placed on the D. L. this season...also missed 13 games with an anxiety disorder.

**#16 ANGEL PAGAN** (.300, 5 HR, 25 RBI)

**Roadtrip** (.179, 5x28, 0 HR, 2 RBI)

**Current streak:** 1 game (1x3)  
**Last HR:** 6/7/12 at SD, off Brian Brach (ABs since: 47)

- Is batting just .179 (7-for-39) over his last 10 games with no extra base hits and 9 Ks.
- Has struggled vs. lefties as of late, going 8-for-his-last-37 (.216).
- **His 4 3Bs are tied for the 8th-most in the NL...**had just 4 triples all of last season with the Mets.
- Has had 3-separate hit streaks of 11-or-more games this season (11 game, 15 game and a 20 game)...the last Giants player with 3-or-more double-digit hit streaks in a single campaign was **Randy Winn** in 2007.
- Leads the club with 12 stolen bases this season.
- Has started 66 of SF's 72 games (65 in CF and 1 as DH).

**#28 BUSTER POSEY** (.294, 9 HR, 38 RBI)

**Roadtrip** (.300, 9x30, 2 HR, 5 RBI)

**Current streak:** 1 game (2x3)  
**Last HR:** 6/23/12 at OAK, off Brian Fuentes (L) (ABs since: 1)

- **Leads the club with 9 HRs and 38 RBI.**
- Is tied with **Brandon Belt** for team lead with 9 multi-RBI games this season.
- **Is hitting .357 (25-for-70) with 3 HRs and 14 RBI against left-handed pitchers**, compared to a .267 clip (43-for-161) with 6 HRs and 24 RBI against right-handers.
- Has a .317 avg. (33-for-104) at home this season, compared to a .276 clip (35-for-127) on the road.
- Is 11-for-45 (24.4%) this season throwing out attempted basestealers...**his 34 stolen bases allowed is tied for the 4th-most in the NL.**
- Has appeared in 64 games overall, making 61 starts (50 at catcher, 8 at 1st base, 3 at DH).

**#21 FREDDY SANCHEZ** (---, 0 HR, 0 RBI)

**ON 15-DAY DL W/RIGHT SHOULDER DISLOCATION**

- Has started the season on the disabled list, recovering from right shoulder surgery.
- Was placed on rehab assignment with Class A Advanced San Jose on April 23 and appeared in just 3 games before being taken off rehab on April 27 after feeling strain in his shoulder during pre-game warmups.
- Also dealt with a lower back problem that forced him to stop his rehab.

**#29 HECTOR SANCHEZ** (.271, 2 HR, 19 RBI)

**Roadtrip** (.250, 3x12, 0 HR, 1 RBI)

**Current streak:** 2 games (3x8)  
**Last HR:** 5/21/12 at MIL, off Jose Veras (L) (ABs since: 32)

- Has hit safely in 19 of 30 games this season, making 22 starts (all at C).
- 10 of his 19 RBI this season have come in his last 12 contests.
- Has thrown out 7 of 20 (35.0%) attempted base thieves this year, **9 of 32 (28.1%) in his career.**
- **Is 4-for-5 with 8 RBI with the bases loaded this season.**
- Is 1-for-6 as a pinch-hitter.

**#48 PABLO SANDOVAL** (.308, 5 HR, 19 RBI)

**Roadtrip** (.276, 8x29, 0 HR, 1 RBI)

**Current streak:** 2 games (3x8)  
**Last HR:** 5/1/12 vs. MIA, off Ricky Nolasco (ABs since: 50)

- Has gone 14-for-48 (.292) with 4 RBI in 12 games since being activated from the 15-day DL on June 9.
- Overall, is batting .308 (44-for-143) with 7 2Bs, 5 HRs and 19 RBI in 37 games this season.
- **Is seeing a career-high 3.63 P/PA this season...his career avg. is 3.44.**
- Was placed on the 15-day DL on May 3 with a fracture to his left hamate bone and had successful surgery on May 4...had the same injury last year to his right hand and missed 40 games.

**#12 NATE SCHIERHOLTZ** (.246, 3 HR, 12 RBI)

**Roadtrip** (.100, 1x10, 0 HR, 0 RBI)

**Current streak:** Hitless last 5 games (0x9)  
**Last HR:** 4/23/12 at NYM, off Miguel Batista (ABs since: 87)

- Is hitting .300 (6-for-20) over his last 10 games with a 2B, 3B and 2 RBI.
- Has started 7 of SF's last 14 games after starting only 5 of the Giants' previous 35 contests.
- **Is 3-for-29 (.103) against left-handers, however entered the season, batting .317 off them.**
- Is 3-for-19 (.158) as a pinch-hitter this season.

**#5 RYAN THERIOT** (.264, 0 HR, 15 RBI)

**Roadtrip** (.281, 9x32, 0 HR, 3 RBI)

**Current streak:** 1 game (1x5)  
**Last HR:** 6/9/11 at HOU, off Fernando Rodriguez (ABs since: 377)

- **Has hit .311 (32-for-103) with 4 2Bs, 3B and 13 RBI in 25 games since being activated from the 15-day DL on May 24.**
- Has recorded a multi-hit game in 8 of his last 21 contests.
- Is 4-for-his-last-7 with runners in scoring position, and is 11-for-41 (.268) overall.
- Is batting .308 (28-for-91) vs. righties and just .206 (14-for-68) vs. lefties.
- Has started 38 games, all at 2nd base.

#### HOME RUN BREAKDOWN

Player	vs. LHP	vs. RHP	Home	Road
Arias		1		1
Belt	4		3	1
Blanco	3	1	2	2
Burriss				
Cabrera	3	3	1	5
Crawford		1		1
Christian				
Pagan	3	2	1	5
Posey	3	6	1	8
H. Sanchez	1	1		2
Sandoval	1	4	2	4
Schierholtz		3		3
Theriot				

#### RUNNERS ON

Player	0	1	2	3
Arias		1		
Belt		4		
Blanco	3	1		
Burriss				
Cabrera	3	3		
Crawford	1			
Christian				
Pagan	3	1	1	
Posey	4	4		1
H. Sanchez	1	1		
Sandoval	2	3		
Schierholtz	1	1	1	
Theriot				

#### MULTI-HR

Player (Career #)	Date/Opp
Nate Schierholtz (2)	4/11 at COL

#### BACK-TO-BACK

Players	Date/Opp (Inn)
Schierholtz/Crawford	4/11 at COL (4th)

#### GAME ENDING

Player (Career #)	Date/Opp
-------------------	----------

#### GRAND SLAMS

Player (Career #)	Date/Opp
-------------------	----------

#### LEADOFF

Player (Career #)	Date/Opp
Angel Pagan (#4)	4/27 vs. SD



#### PINCH-HIT

Player (Career #)	Date/Opp
Brett Pill (#1)	4/7 at AZ

#### INSIDE THE PARK

Player (Career #)	Date/Opp
-------------------	----------



		<b>GIANTS VS. A'S</b> SINCE 1997: 45-46					
<b>2012 MEETINGS</b> (SF leads season series, 4-1)							
<b>AT&amp;T PARK</b> (2-1 in 2012, 23-16 all-time)			<b>O.co Coliseum</b> (2-0 in 2012, 19-26 all-time)				
D	W/L	SC	WINNER/LOSER	D	W/L	SC	WINNER/LOSER
5/18	W	8-6	Zito/Parker	6/22	W	5-4	Hensley/Cook
5/19	W	4-0	Vogelsong/Ross	6/23	W	9-8	Bumgarner/Ross
5/20	L	2-6	Colon/Lincecum	6/24			
<b>SERIES NOTES...</b> SF took 2 of 3 games from Oakland last month.							
<ul style="list-style-type: none"> <li>The Giants and A's split their season series last year, 3-3, with each team winning 3 games at their home park.</li> <li>Since Interleague Play began in 1997, the A's and Giants have faced one another every year twice...Oakland owns the upper hand, having gone 46-45 against San Francisco in the all-time series.</li> <li><b>The Giants have won 10 of the last 14 games against the A's.</b></li> <li>SF snapped a 6 game losing streak to Oakland here at the Coliseum on Friday night, their 1st win here since June 24, 2009.</li> </ul>							

CATCHER'S CORNER						
CATCHER	G	CS	SBA	PCT	PB	ERA (ER/IP)
Posey	50	11	46	23.9%	1	3.28 162/444.1
H. Sanchez	24	7	20	35.0%	1	4.14 91/197.2

GIANTS MONTHLY BREAKDOWN										
MONTH	W-L	AVG	R	R/G	HR	ERA	IP	H	BB	SO
April	12-10	.261	90	4.1	20	3.38	294.2	178	63	159
May	15-14	.259	114	3.9	11	3.38	263.0	235	97	222
<b>June</b>	<b>13-8</b>	<b>.268</b>	<b>87</b>	<b>4.1</b>	<b>14</b>	<b>3.95</b>	<b>184.1</b>	<b>173</b>	<b>61</b>	<b>164</b>
July	---	---	--	--	--	---	--	--	--	--
August	---	---	--	--	--	---	--	--	--	--
Sept.	---	---	--	--	--	---	--	--	--	--
October	---	---	--	--	--	---	--	--	--	--

GIANTS HITTERS CAREER AT OAKLAND COLISEUM					
PLAYER	AVG	AB	H	HR	RBI
Arias	.182	22	4	0	2
Belt	.600	5	3	1	5
Blanco	.214	14	3	0	3
Burriss	.308	13	4	0	0
Cabrera	.191	68	13	1	5
Christian	.500	2	1	0	0
Crawford	.063	16	1	0	0
Pagan	.333	3	1	0	0
Posey	.333	6	2	1	2
Sanchez	.500	4	2	0	1
Sandoval	.256	43	11	0	2
Schierholtz	.269	26	7	1	3
Theriot	.100	10	1	0	0

GIANTS PITCHERS CAREER AT OAKLAND COLISEUM						
STARTERS						
PITCHER	W-L-S	ERA	G	IP	H	ER
Bumgarner	1-0-0	6.00	1	6.0	11	4
<b>Cain</b>	<b>1-2-0</b>	<b>1.19</b>	<b>4</b>	<b>30.1</b>	<b>15</b>	<b>4</b>
Lincecum	2-1-0	1.93	4	28.0	20	6
Vogelsong	0-0-0	13.50	1	4.0	8	6
Zito	51-32-0	3.77	112	723.2	632	303
BULLPEN						
PITCHER	W-L-S	ERA	G	IP	H	ER
Affeldt	0-1-0	3.00	9	9.0	7	3
Casilla	3-2-3	4.39	75	82.0	81	40
Hensley	0-0-1	0.00	2	0.2	1	0
Kontos	0-0-0	0.00	1	0.1	0	0
Lopez	0-1-0	9.64	8	4.2	4	5
Loux	1-0-0	4.70	2	7.2	7	4
Romo	0-0-0	2.25	4	4.0	2	1

THE DISABLED AND BEREAVEMENT LIST						
PLAYER	INJURY	DL TYPE	PLACED (RETRO)	REINSTATED/ELIGIBLE	GAMES MISSED	SF'S W-L
<i>Dan Runzler</i>	<i>left latissimus dorsi strain</i>	<i>15-day</i>	<i>March 30 (March 26)</i>	<i>April 10</i>	<i>72</i>	<i>40-32</i>
<i>Freddy Sanchez</i>	<i>right shoulder dislocation</i>	<i>15-day</i>	<i>March 30 (March 26)</i>	<i>April 10</i>	<i>72</i>	<i>40-32</i>
<i>Eric Surkamp</i>	<i>left elbow strain</i>	<i>15-day</i>	<i>March 30 (March 26)</i>	<i>April 10</i>	<i>72</i>	<i>40-32</i>
<i>Brian Wilson</i>	<i>right elbow sprain</i>	<i>60-day</i>	<i>April 15 (April 13)</i>	<i>April 27</i>	<i>64</i>	<i>36-28</i>
<i>Aubrey Huff</i>	<i>right knee sprain</i>	<i>15-day</i>	<i>June 14 (June 13)</i>	<i>June 28</i>	<i>8</i>	<i>4-4</i>
Jeremy Affeldt	right knee sprain	15-day	May 1 (April 28)	May 13	14	6-8
Aubrey Huff	Anxiety disorder	15-day	April 25 (April 22)	May 7	14	7-7
Pablo Sandoval	left hamate fracture	15-day	May 3	June 9	35	21-14
Ryan Theriot	right elbow strain	15-day	May 11 (May 9)	May 24	13	8-5
Ryan Vogelsong	lower back strain	15-day	March 30 (March 27)	April 11	8	4-4
Note: Players in italics are currently on DL/BL						

2012 TRANSACTIONS					
Date	Player	Transaction	Date	Player	Transactions
1/11	Ryan Vogelsong	Signed 2-year contract	4/28	Eric Hacker	Optioned to triple-A Fresno
1/16	Angel Pagan	Signed (avoids arbitration)		Steve Edlefsen	Recalled from triple-A Fresno
1/17	Nate Schierholtz	Signed (avoids arbitration)	4/29	Jeremy Affeldt	Placed on 15-day DL
	Yusmeiro Petit	Signed to minor lg contract		Travis Blackley	Contract purchased from triple-A
	Santiago Casilla	Signed (avoids arbitration)	5/3	Conor Gillaspie	Recalled from triple-A Fresno
	Melky Cabrera	Signed (avoids arbitration)		Pablo Sandoval	Placed on 15-day DL
1/18	Pablo Sandoval	Signed (3-year extension)	5/7	Guillermo Mota	Suspended by Commissioners Office
	Brian Burres	Signed minor lg contract		Aubrey Huff	Reinstated from 15-day DL
1/20	Sergio Romo	Signed (avoids arbitration)	5/11	Shane Loux	Contract purchased from triple-A
1/27	Tim Lincecum	Signed (avoids arbitration)		Ryan Theriot	Placed on 15-day DL
1/31	Clay Hensley	Signed as free agent (1-year)	5/13	Jeremy Affeldt	Reinstated from 15-day DL
2/7	Guillermo Mota	Signed as free agent (1-year)		Travis Blackley	Designated for assignment
2/8	Ryan Theriot	Signed as free agent (1-year)		Conor Gillaspie	Optioned to triple-A
2/8	Justin Christian	Designated for assignment		Charlie Culberson	Recalled from triple-A
2/13	Justin Christian	Released	5/15	Travis Blackley	Claimed off waivers by Oakland
2/15	Ramon Ortiz	Signed to minor lg contract	5/18	Brad Penny	Agreed to terms on minor lg deal
2/15	Justin Christian	Cleared waivers, free agent	5/23	Charlie Culberson	Optioned to triple-A
	Justin Christian	Signed minor lg contract	5/24	Ryan Theriot	Reinstated from 15-day DL
	Travis Blackley	Signed minor lg contract	6/8	Brett Pill	Optioned to triple-A
3/26	Ramon Ortiz	Released	6/9	Pablo Sandoval	Reinstated from 15-day DL
3/30	Dan Runzler	Placed on 15-day DL	6/9	Steve Edlefsen	Optioned to triple-A
	Freddy Sanchez	Placed on 15-day DL	6/9	George Kontos	Recalled from triple-A
	Eric Surkamp	Placed on 15-day DL	6/15	Jason Christian	Contract purchased from triple-A
	Ryan Vogelsong	Placed on 15-day DL		Aubrey Huff	Placed on 15-day DL
	Mike Fontenot	Released			
4/2	Matt Cain	Signed to 5-year extension			
4/3	Mike Fontenot	Cleared release waivers			
4/4	Gregor Blanco	Purchased contract from triple-A			
	Steve Edlefsen	Optioned to triple-A			
	Eli Whiteside	Optioned to triple-A			
	Joaquin Arias	Reassigned to triple-A			
	Justin Christian	Reassigned to triple-A			
	Jean Machi	Reassigned to triple-A			
	Chris Stewart	Traded to Yankees for RHP			
	George Kontos				
4/6	Angel Villalona	Placed on restricted list			
4/15	Brian Wilson	Placed on 15-day DL			
	Ryan Vogelsong	Reinstated from 15-day DL			
4/16	Madison Bumgarner	Signed 5-year extension			
4/25	Joaquin Arias	Contract purchased from triple-A			
	Aubrey Huff	Placed on 15-day DL			
4/27	Eric Hacker	Contract purchased from triple-A			
	Dan Otero	Optioned to triple-A			
	Brian Wilson	Transferred to 60-day DL			

HIGH AND LOWS

LAST TIME IT HAPPENED (SINCE 1958)

TEAM MISCELLANEOUS

Most Games Over .500 ..... 9 (2x), last: 6/15 (37-28)
Most Games Under .500 ..... 3, 4/11 (0-3)
Longest Winning Streak: ..... 4, 6/1-4
Longest Losing Streak: ..... 4 (2x), last: 5/1-5/4
Longest Home Winning Streak: ..... 4, 6/1-6/4
Longest Road Winning Streak: ..... 4, 5/12-5/22
Longest Home Losing Streak: ..... 4, 5/1-5/4
Longest Road Losing Streak: ..... 3, 4/6-4/8
Biggest Winning Margin: ..... 10: 6/13 vs. HOU (10-0)
Biggest Losing Margin: ..... 9, 4/11 at COL (8-17)
Largest Comeback: ..... 6, 4/11 at COL (lost, 8-17)
Largest Comeback Win: ..... 3, 6/22 at OAK (trailed 3-0, won 5-4)
Largest Lead Surrendered: ..... 6, 4/8 at AZ (lost 7-6)
Walk-off Wins: ..... 4/14 vs. PIT (Cabrera, FC; Barmes, E)
..... 4/18 vs. PHI (Cabrera, 1B)
..... 5/6 vs. MIL (H. Sanchez, 1B)
Walk-off Losses: ..... 4/21 at NYM (Posey, Error)
..... 6/5 at SD (Forsythe, HR)
..... 6/17 at SEA (Smoak, 1B)
Longest Game, Extra Innings: ..... 14, 5/21 at MIL (W, 4-3)
Longest Game, Time: ..... 4:34, 5/21 at MIL
Longest Game, Time - 9 Innings: ..... 4:15, 6/23 at OAK
Quickest Game: ..... 2:10, 4/13 vs. PIT
Largest Crowd, Home: ..... 42,418, 6/10 vs. TEX
Smallest Crowd, Home: ..... 41,082, 5/4 vs. MIL
Sellouts, Home: ..... 35, last: 6/14 vs. HOU
Largest Crowd, Road: ..... 49,282, 4/9 at COL

TEAM BATTING

Runs, Game, SF: ..... 14, 5/24 at MIA
Runs, Game, Opponents: ..... 17, 4/11 at COL
Runs, Inning, SF: ..... 7, 4/11 at COL (4th)
Runs, Inning, SF at home ..... 4 (2x), last: 5/19 vs. OAK (7th)
Runs, Inning, SF on road ..... 7, 4/11 at COL (4th)
Runs, Inning, Opponents: ..... 7, 4/11 at COL (5th)
Most Hits, Game, SF: ..... 15 (3x), last: 6/13 vs. HOU
Fewest Hits, Game, SF: ..... 3, 6/10 vs. TEX
Most Hits, Game, Opponents: ..... 22, 4/11 at COL
Fewest Hits, Game, Opponents: ..... 0: 6/13 vs. HOU
Hits, Inning, SF: ..... 6, 4/11 at COL (4th)
Hits, Inning, Opponents: ..... 7, 4/11 at COL (5th)
Home Runs, Game, SF: ..... 3 (3x), last: 6/13 vs. HOU
Home Runs, Game, Opponents: ..... 3, 6/5 at SD
Steals, Game, SF: ..... 4 (2x), last: 6/22 at OAK
Steals, Game, Opponents: ..... 4, 5/3 vs. MIA

INDIVIDUAL BATTING

Most At-Bats, Game: ..... 6, Arias, Blanco, May 21 at MIL
Runs, Game: ..... 3 (4x), last: Cabrera, 5/27 at MIA
Runs, Inning: ..... 1, several players
Hits, Game: ..... 4 (4x), last: Theriot, 6/7 at SD
Hits, Inning: ..... 1, several players
Doubles, Game: ..... 2 (8x), last: Blanco, 5/28 vs. ARI
Triples, Game: ..... 1 (24x), last: Crawford, 6/18 at LAA
Home Runs, Game: ..... 2, Schierholtz, 4/11 at COL
Extra Base Hits: ..... 2 (18x), last: Schierholtz, 6/9 vs. TEX
RBI, Game: ..... 4 (2x), last: Cabrera, Pagan, 5/24 at MIA
Totals Bases, Game: ..... 8 (2x), last: Schierholtz, 4/23 at NYM (GMI)
Walks, Game: ..... 4, Posey, 6/4 vs. CHC
Strikeouts, Game: ..... 3 (12x), last: Vogelsong, 6/4 vs. CHC
Steals, Game: ..... 3, Blanco, 6/22 at OAK
Most Ground Into Doubleplay, Game: 2 (3x), last: H. Sanchez, 6/19 at LAA

TEAM PITCHING

Runs Allowed, Game: ..... 17, 4/11 at COL
Fewest Runs Allowed, Game: ..... 0 (6x), last: 6/13 vs. HOU
Runs Allowed, Inning: ..... 7, 4/11 at COL (5th)
Hits Allowed, Game: ..... 22, 4/11 at COL
Fewest Hits Allowed, Game: ..... 0: 6/13 vs. HOU
Hits Allowed, Inning: ..... 7, 4/11 at COL (5th)
Strikeouts, Game, SF: ..... 17, 5/21 at MIL
Strikeouts, Game, Opponents: ..... 15, 5/23 at MIL
Walks Allowed, Game, SF: ..... 10, 5/2 vs. MIA
Walks Allowed, Game, Opponents: ..... 10, 5/15 vs. COL
Scoreless Innings Streak, SF: ..... 17.0, 4/18-4/20

INDIVIDUAL PITCHING

Strikeouts, Starter: ..... 14, Cain, 6/13 vs. HOU
Strikeouts, Reliever: ..... 4, Kontos, 6/19 at LAA
Strikeouts, Opponent: ..... 10, Friedrich, 5/14 vs. COL
Fewest Hits Allowed, CG, SF: ..... 0, Cain, 6/13 vs. HOU
Fewest Hits Allowed, CG, Opp.: ..... 5, Harrison, 6/8 vs. TEX
Walks: ..... 7, Zito, 5/2 vs. MIA
Walks, Opponent: ..... 5 (2x), last: Samardzija, 6/4 vs. CHC
Home Runs Allowed: ..... 2 (10x), last: Bumgarner, 6/23 at OAK
Home Runs Allowed, Opponent: ..... 2 (7x), last: Vargas, 6/15 at SEA
Innings, Starter: ..... 9.0 (4x), last: Cain, 6/13 vs. HOU
Innings, Reliever: ..... 3.0, Loux, 5/20 vs. OAK
Fewest Innings, Starter: ..... 2.1, Lincecum, 4/11 at COL
Scoreless Innings Streak, Starter: ..... 18.0, Cain, 4/13-4/18
Scoreless Innings Streak, Reliever: ..... 10.1, Romo, 4/8-5/14
Winning Streak: ..... 8, Cain, 5/12-present
Losing Streak: ..... 6, Lincecum, 5/9-present

TEAM & INDIVIDUAL FIELDING

Errors, Game, Team: ..... 4, 6/7 at SD
Errors, Game, Opponent: ..... 5, 4/8 at AZ
Errors, Game, Individual: ..... 2 (4x), last: Crawford, 5/3 vs. MIA
Errors, Consecutive Games, Team: ..... 5, 5/23-5/27
Errors, Consecutive Games Without, Team: ..... 6, 6/1-6/6
Double Plays, Turned, Game, Team: ..... 4, 5/8 at LAD
Opponents Double Plays, Turned, Game, Team: 4 (2x), last: 5/19 vs. OAK

EJECTIONS

Player/Coach Date Inn. Umpire Reason
Bruce Bochy 4/8 at AZ B7 Mike DiMuro Arguing call at plate

GIANTS PLAYERS

Perfect game: ..... Matt Cain, 6/13/12 vs HOU (W, 10-0)
No-hitter: ..... Matt Cain, 6/13/12 vs HOU (W, 10-0)
Complete game, one-hitter: ..... Matt Cain, 4/13/12 vs. PIT (W, 5-0)
Complete-game, 2-hitter: ..... Tim Lincecum, 6/29/09 at STL (W, 10-0)
Shutout: ..... Matt Cain, 6/13/12 vs HOU (W, 10-0)
10 or more Ks, one game: ..... Matt Cain, 6/13/12 vs HOU (14) (W, 10-0)
4 strikeouts, one inning: ..... Jerry Spradlin, 7/22/99 vs. SD, 7th
10-plus innings pitched: ..... Mike LaCoss, 8/16/87 vs. LAD (W, 1-0)
Consecutive CG shutouts: Livan Hernandez, 8/19/02 at FLA (W, 3-0);
Jason Schmidt, 8/20/02 vs. NYM (W, 1-0)
Consecutive shutouts, same pitcher: Livan Hernandez, 8/18/00 vs. ATL (W, 2-0); 8/23/00 vs. FLA (W, 5-0)
Two consecutive complete games, same pitcher: Matt Cain, 5/22/10 at OAK (L, 2-4); 5/28/10 vs. FLA (W, 5-0)
Inside-the-park HR: ..... Conor Gillaspie, 9/27/11 vs. COL
Leadoff HR to begin game: ..... Andres Torres, 8/18/10 at PHI
Leadoff HR to begin Giants 1st inning: ..... Angel Pagan, 4/27/12 vs. SD
Pitcher hits HR: ..... Madison Bumgarner, 6/12/12 vs. HOU (3rd)
HRs, both sides of the plate: ..... Randy Winn, 8/30/08 at CIN
3 HRs, one game: ..... Aubrey Huff, 6/2/11 at STL
4 HRs, one game: ..... Willie Mays, 4/30/61 at MIL
Back-to-back HRs: ..... Nate Schierholtz, Brandon Crawford, 4/11/12 at COL (4th)
Back-to-back-to-back HRs: Barry Bonds, Ray Durham, Pedro Feliz, 7/20/06 vs. SD (8th)

Two grand slams: Never
Pinch-hit grand slam: ..... Rich Aurilia, 6/12/03 at CWS (9th)
2 HRs, same inning: ..... Pablo Sandoval, 9/18/11 at COL (4th)
5 hits, one game: ..... Nate Schierholtz, 4/28/10 vs. PHI
6 hits, one game: ..... Mike Benjamin, 6/14/95 at CHC
3 doubles, one game: ..... Pablo Sandoval, 9/11/11 vs. LAD
3 triples, one game: ..... Willie Mays, 9/15/60 at PHI
4 or more steals, one game: Never
Steal of home: ..... Gregor Blanco, 5/28/12 vs. ARI (1st)
Hit for cycle: ..... Pablo Sandoval, 9/15/11 at COL
Multi-hit game by pitcher: ..... Matt Cain (2), 5/12/12 at ARI
20+ Game Hit Streak: ..... Pablo Sandoval (20), 4/6-4/27, 2012
..... Angel Pagan (20), 4/14-5/6, 2012
Hit Into A Triple Play: ..... Aaron Rowand, 9/6/09 (5-4-3) at MIL (6th)

GIANTS TEAM

20+ Runs, Game: ..... 23, 6/8/90 at ATL
10+ Runs, Inning: ..... 10, 9/7/08 vs. PIT (4th)
20+ Hits, Game: ..... 22, 5/13/07 at COL
10+ Hits, Inning: ..... 10, 6/29/67 at STL (1st)
8+ Home Runs, Game: ..... 8, 4/30/61 at MIL
5+ Home Runs, Inning: ..... 8/23/61 at CIN (9th)
6+ Stolen Bases, Game: ..... 7/17/11 at SD
4+ Stolen Bases, Inning: ..... 6/27/84 vs. CIN (3rd)
Turn A Triple Play: ..... 5/30/08 (5-4-3) vs. SD (8th)

RECORD BY BATTING ORDER POSITION

1st: Blanco (27-19), Pagan (12-13), Schierholtz (1-0)
2nd: Arias (2-1), Belt (1-1), Burriss (0-1), Cabrera (12-11), Crawford (8-3), Culberson, (0-1), Gillaspie (1-2), Pagan (0-1), Sandoval (0-1), Theriot (16-10)
3rd: Cabrera (27-18), Pagan (0-2), Sandoval (13-12)
4th: Huff (2-1), Pagan (2-1), Pill (1-0), Posey (34-27), H. Sanchez (0-2), Sandoval (0-1), Schierholtz (1-0)
5th: Belt (1-3), Huff (2-5), Pagan (21-13), Pill (7-5), H. Sanchez (4-3), Sandoval (2-1), Schierholtz (3-2)
6th: Arias (4-5), Belt (12-14), Huff (3-1), H. Sanchez (5-2), Sandoval (4-3), Schierholtz (5-6), Theriot (1-0), Pagan (1-0), Pill (5-1)
7th: Arias (15-9), Belt (6-4), Burriss (5-4), Crawford (5-6), Culberson (2-0), H. Sanchez (1-3), Schierholtz (4-3), Theriot (2-3)
8th: Arias (2-2), Bumgarner (0-1), Burriss (9-9), Crawford (20-15), Culberson (2-0), Gillaspie (1-1), H. Sanchez (1-1), Schierholtz (1-1), Theriot (4-2)
9th: Arias (1-1), Bumgarner (9-3), Burriss (0-2), Cain (10-3), Christian (1-0), Crawford (2-2), Hacker (0-1), Lincecum (2-11), Vogelsong (8-3), Zito (7-6)

RECORD BY STARTING POSITION

C: Posey (29-21), H. Sanchez (11-11)
1B: Belt (20-22), Huff (7-3), Pill (9-3), Posey (4-4)
2B: Arias (0-2), Burriss (13-14), Culberson (4-1), Theriot (23-15)
3B: Arias (19-11), Burriss (1-1), Gillaspie (2-3), Sandoval (18-17)
SS: Arias, (5-5), Burriss (0-1), Crawford (35-26)
LF: Blanco (1-3), Cabrera (35-22), Huff (0-4), Pill (4-3)
CF: Blanco (5-2), Pagan (35-30)
RF: Blanco (21-13), Cabrera (4-7), Schierholtz (15-12)
P: Bumgarner (10-5), Cain (11-3), Hacker (0-1), Lincecum (3-12), Vogelsong (9-4), Zito (7-7)
DH: Blanco (0-1), Christian (1-0), Posey (2-2), Sandoval (1-1)

GIANTS SCORING BY INNINGS

Table with 10 columns: Innings (1-9), EXTRA, TOTAL. Rows for Giants and Opp.

GIANTS STATS BY POSITION

Table with 11 columns: Position (C, 1B, 2B, 3B, SS, LF, CF, RF, P, DH, PH). Rows for HRs and RBI.

GIANTS STATS BY ORDER

Table with 9 columns: Order (1st-9th). Rows for HRs and RBI.



#	Date	D/N	Opp	Winner/Loser	W/L	Score	Rec	Pos.	GB	Club
1	4/6	D	at AZ	Kennedy/Lincecum	L	4-5	0-1	T4th	-1.0	AZ/CO/LA
2	4/7	D	at AZ	Hudson/Bumgarner	L	4-5	0-2	4th	-2.5	LAD
3	4/8	D	at AZ	Miley/Afeldt	L	6-7	0-3	5th	-3.0	AZ
4	4/9	D	at COL	ZITO/Chacin	W	7-0	1-3	T3rd	-2.5	AZ
	4/10			OFF DAY						
5	4/11	N	at COL	Reynolds/Mota	L	8-17	1-4	5th	-3.5	LAD
6	4/12	D	at COL	Bumgarner/Moyer	W	4-2	2-4	T3rd	-3.5	LAD
7	4/13	D	PIT	CAIN/McDonald	W	5-0	3-4	T3rd	-3.5	LAD
8	4/14	N	PIT	Lopez/Resop	W	4-3	4-4	T3rd	-3.5	LAD
9	4/15	D	PIT	Correia/Vogelsong	L	1-4	4-5	T3rd	-4.5	LAD
10	4/16	N	PHI	Halladay/Lincecum	L	2-5	4-6	T3rd	-5.0	LAD
11	4/17	N	PHI	Bumgarner/Blanton	W	4-2	5-6	T3rd	-4.0	LAD
12	4/18	N	PHI	Hensley/Bastardo	W	1-0(11)	6-6	T3rd	-3.0	LAD
	4/19			OFF DAY						
13	4/20	N	at NYM	Romo/Francisco	W	4-3(10)	7-6	T2nd	-3.5	LAD
14	4/21	D	at NYM	Rauch/Hensley	L	4-5	7-7	T2nd	-4.5	LAD
	4/22	D	at NYM	POSTPONED - RAIN	(MADE UP 4/23)			4th	-4.0	LAD
15	4/23	D	at NYM	Lincecum/Batista	W	6-1	8-7	T3rd	-3.5	LAD
16	4/23	N	at NYM	Bumgarner/Gee	W	7-2	9-7	2nd	-3.5	LAD
17	4/24	N	at CIN	Latos/Cain	L	2-9	9-8	2nd	-3.5	LAD
18	4/25	N	at CIN	Arredondo/Hensley	L	2-4	9-9	T2nd	-3.5	LAD
19	4/26	D	at CIN	Lopez/Marshall	W	6-5	10-9	2nd	-3.0	LAD
20	4/27	N	SD	Luebke/Hacker	L	3-5	10-10	T3rd	-4.0	LAD
21	4/28	N	SD	Linecum/BASS	W	2-1	11-10	2nd	-4.0	LAD
22	4/29	D	SD	Bumgarner/Richard	W	4-1	12-10	2nd	-4.0	LAD
	4/30			OFF DAY						
23	5/1	N	MIA	Nolasco/Cain	L	1-2	12-11	3rd	-4.5	LAD
24	5/2	N	MIA	Cishek/Casilla	L	2-3(10)	12-12	T3rd	-4.5	LAD
25	5/3	D	MIA	Sanchez/Vogelsong	L	2-3	12-13	4th	-5.0	LAD
26	5/4	N	MIL	Loe/Hensley	L	4-6	12-14	4th	-5.0	LAD
27	5/5	D	MIL	Bumgarner/Wolf	W	5-2	13-14	3rd	-5.0	LAD
28	5/6	D	MIL	Lopez/Dillard	W	4-3(11)	14-14	2nd	-4.0	LAD
29	5/7	N	at LAD	Lilly/Zito	L	1-9	14-15	2nd	-5.0	LAD
30	5/8	N	at LAD	Vogelsong/Kershaw	W	2-1	15-15	2nd	-4.0	LAD
31	5/9	N	at LAD	Wright/Lincecum	L	2-6	15-16	2nd	-5.0	LAD
	5/10			OFF DAY						
32	5/11	N	at AZ	Corbin/Bumgarner	L	1-5	15-17	2nd	-6.0	LAD
33	5/12	N	at AZ	Cain/Cahill	W	5-2	16-17	2nd	-6.0	LAD
34	5/13	D	at AZ	Zito/Saunders	W	7-3	17-17	2nd	-6.0	LAD
35	5/14	N	COL	Romo/Brothers	W	3-2	18-17	2nd	-6.0	LAD
36	5/15	N	COL	Brothers/Casilla	L	4-5	18-18	2nd	-6.0	LAD
37	5/16	N	STL	Garcia/Bumgarner	L	1-4	18-19	2nd	-6.0	LAD
38	5/17	D	STL	Cain/Wainwright	W	7-5	19-19	2nd	-6.0	LAD
39	5/18	N	OAK	Zito/Parker	W	8-6	20-19	2nd	-6.0	LAD
40	5/19	D	OAK	Vogelsong/Ross	W	4-0	21-19	2nd	-6.0	LAD
41	5/20	D	OAK	Colon/Lincecum	L	2-6	21-20	2nd	-7.0	LAD
42	5/21	N	at MIL	Casilla/Perez	W	4-3(14)	22-20	2nd	-7.0	LAD
43	5/22	N	at MIL	Cain/Marcum	W	6-4	23-20	2nd	-7.0	LAD
44	5/23	D	at MIL	Veras/Zito	L	5-8	23-21	2nd	-7.0	LAD
45	5/24	N	at MIA	Vogelsong/Sanchez	W	14-7	24-21	2nd	-6.5	LAD
46	5/25	N	at MIA	Jennings/Lincecum	L	6-7	24-22	2nd	-6.5	LAD
47	5/26	D	at MIA	Buehrle/Bumgarner	L	3-5	24-23	2nd	-7.5	LAD
48	5/27	D	at MIA	Cain/Nolasco	W	3-2	25-23	2nd	-7.5	LAD
49	5/28	D	AZ	Zito/Cahill	W	4-2	26-23	2nd	-6.5	LAD
50	5/29	N	AZ	Hensley/Shaw	W	3-1	27-23	2nd	-5.5	LAD
51	5/30	N	AZ	Kennedy/Lincecum	L	1-4	27-24	2nd	-5.5	LAD
	5/31			OFF DAY						
52	6/1	N	CHC	Bumgarner/Maholm	W	4-3	28-24	2nd	-4.0	LAD
53	6/2	D	CHC	Cain/Garza	W	2-1	29-24	2nd	-4.0	LAD
54	6/3	D	CHC	Zito/Wood	W	2-0	30-24	2nd	-3.0	LAD
55	6/4	D	CHC	Vogelsong/Marmol	W	3-2	31-24	2nd	-3.0	LAD
56	6/5	N	at SD	Street/Edlefsen	L	5-6	31-25	2nd	-4.0	LAD
57	6/6	D	at SD	Bumgarner/Richard	W	6-5	32-25	2nd	-4.0	LAD
58	6/7	D	at SD	Cain/Marquis	W	8-3	33-25	2nd	-4.0	LAD
59	6/8	N	TEX	HARRISON/Zito	L	0-5	33-26	2nd	-4.0	LAD
60	6/9	D	TEX	Vogelsong/Feldman	W	5-2	34-26	2nd	-4.0	LAD
61	6/10	D	TEX	Ross/Lincecum	L	5-0	34-27	2nd	-5.0	LAD
	6/11			OFF DAY						
62	6/12	N	HOU	Bumgarner/Norris	W	6-3	35-27	2nd	-4.5	LAD
63	6/13	N	HOU	CAIN/Happ	W	10-0	36-27	2nd	-3.5	LAD
64	6/14	D	HOU	Rodriguez/Zito	L	3-6	36-28	2nd	-4.0	LAD
65	6/15	N	at SEA	Vogelsong/Vargas	W	4-2	37-28	2nd	-4.0	LAD
66	6/16	N	at SEA	Iwakuma/Lincecum	L	4-7	37-29	2nd	-4.0	LAD
67	6/17	D	at SEA	Wilhelmsen/Romo	L	1-2	37-30	2nd	-5.0	LAD
68	6/18	N	at LAA	Cain/Williams	W	5-3	38-30	2nd	-4.5	LAD
69	6/19	N	at LAA	Wilson/Zito	L	5-12	38-31	2nd	-4.5	LAD
70	6/20	N	at LAA	Weaver/Vogelsong	L	0-6	38-32	2nd	-4.5	LAD
	6/21			OFF DAY						
71	6/22	N	at OAK	Hensley/Cook	W	5-4	39-32	2nd	-3.0	LAD
72	6/23	D	at OAK	Bumgarner/Ross	W	9-8	40-32	2nd	-3.0	LAD
73	6/24	D	at OAK							
74	6/25	N	LAD							
75	6/26	N	LAD							
76	6/27	D	LAD							
77	6/28	N	CIN							
78	6/29	N	CIN							
79	6/30	D	CIN							
80	7/1	D	CIN							
	7/2			OFF DAY						
81	7/3	N	at WSH							
82	7/4	D	at WSH							
83	7/5	N	at WSH							
84	7/6	N	at PIT							
85	7/7	D	at PIT							
86	7/8	D	at PIT							
	7/9			ALL-STAR BREAK						
	7/10			ALL-STAR GAME IN KANSAS CITY						
	7/11			ALL-STAR BREAK						
	7/12			ALL-STAR BREAK						


ALL-STAR BREAK 2012 RECORD:


2012 DAY-BY-DAY STANDINGS INFO	
Days in 1st Place:	0
Last Day in 1st Place:	8/9/2011
Last Day out of 1st Place:	6/23/2012
Most Consecutive Days in 1st:	0
Most Games Ahead/Team/Date:	0
Most Games Behind/Team/Date:	7.5, most recent: 5/27, LAD
Days in 2nd Place:	58
Days in 3rd Place:	15
Days in 4th Place:	5
Days in 5th Place:	2


#	Date	D/N	Opp	Winner/Loser	W/L	Score	Rec	Pos.	GB	Club
87	7/13	N	HOU							
88	7/14	N	HOU							
89	7/15	D	HOU							
	7/16			OFF DAY						
90	7/17	N	at ATL							
91	7/18	N	at ATL							
92	7/19	D	at ATL							
93	7/20	N	at PHI							
94	7/21	D	at PHI							
95	7/22	D	at PHI							
96	7/23	N	SD							
97	7/24	N	SD							
98	7/25	D	SD							
	7/26			OFF DAY						
99	7/27	N	LAD							
100	7/28	N	LAD							
101	7/29	D	LAD							
102	7/30	N	NYM							
103	7/31	N	NYM							
104	8/1	N	NYM							
105	8/2	D	NYM							
106	8/3	N	at COL							
107	8/4	N	at COL							
108	8/5	D	at COL							
109	8/6	N	at STL							
110	8/7	N	at STL							
111	8/8	N	at STL							
112	8/9	D	at STL							
113	8/10	N	COL							
114	8/11	D	COL							
115	8/12	D	COL							
116	8/13	N	WSH							
117	8/14	N	WSH							
118	8/15	D	WSH							
	8/16			OFF DAY						
119	8/17	N	at SD							
120	8/18	D	at SD							
121	8/19	D	at SD							
122	8/20	N	at LAD							
123	8/21	N	at LAD							
124	8/22	N	at LAD							
125	8/23	N	ATL							
126	8/24	N	ATL							
127	8/25	D	ATL							
128	8/26	D	ATL							
	8/27			OFF DAY						
129	8/28	N	at HOU							
130	8/29	N	at HOU							
131	8/30	N	at HOU							
132	8/31	D	at CHC							
133	9/1	D	at CHC							
134	9/2	D	at CHC							
135	9/3	D	at AZ							
136	9/4	N	at AZ							
137	9/5	N	at AZ							
	9/6			OFF DAY						
138	9/7	N	LAD							
139	9/8	N	LAD							
140	9/9	D	LAD							
141	9/10	N	at COL							
142	9/11	N	at COL							
143	9/12	N	at COL							





# Minor League Report


FRESNO GRIZZLIES	PACIFIC COAST LEAGUE (AAA)	PACIFIC SOUTHERN DIVISION	46-29, 2nd PLACE, -0.5 GB
	<b>WP:</b> Jason Stevenson (FRE) (2-1, 4.55) <b>LP:</b> Bear Bay (SAC) (1-4, 5.62) <b>SV:</b> Heath Hembree (FRE) (13)	<b>Game Recap:</b> The Grizzlies beat the RiverCats 4-3 last night... <b>RHP Jason Stevenson</b> (4.55) earned the win as he allowed 3 runs (1er) on 7 hits and 2 walks with 3 strikeouts in 5.2 innings... <b>LF Brett Pill</b> (.350) hit 2 home runs as he went 2-for-3 with 1 walk and 3 RBI.	
	<b>Home Runs:</b> SAC: None FRE: Brett Pill 2 (2)		
	<b>Today's Game:</b> 2:05 p.m. (PT) vs. Tucson		

RICHMOND FLYING SQUIRRELS	EASTERN LEAGUE (AA)	WESTERN DIVISION	36-38, 4th PLACE, -10.0 GB
	<b>WP:</b> Luis Perdomo (NB) <b>LP:</b> Andy Reichard (RIC) (L, 1-3, 5.09) <b>SV:</b> None	<b>Game Recap:</b> The Flying Squirrels fell to visiting New Britain last night by a score of 6-1... <b>RHP Andy Reichard</b> (5.09) started the contest and lasted only 3.2 innings, allowing 5 runs (4er) on 4 hits and 2 walks with 1 strikeout... <b>CF Gary Brown</b> (.254) was lone Squirrel that had a multi-hit game, going 2-for-4 with a 2B, RBI and a stolen base.	
	<b>Home Runs:</b> NB: Chris Colabello (11), Nathan Hanson (2), Aaron Hicks (7) RIC: None		
	<b>Today's Game:</b> 11:05 p.m. (PT) vs. New Britain		

SAN JOSE GIANTS	CALIFORNIA LEAGUE (HIGH-A)	NORTH DIVISION	2-1, 2nd PLACE, -1.0 GA
	<b>WP:</b> DJ Johnson (VIS) <b>LP:</b> Jose Valdez (SJ) (4-3, 3.18) <b>SV:</b> Bo Schultz (VIS) (10)	<b>Game Recap:</b> The San Jose Giants fell to the Visalia Oaks by a 5-3 count last night... <b>RF Ryan Lollis</b> (.304) went 1-for-3 with a HR, 1 RBI and a walk... <b>RHP Justin Schumer</b> (4.73) started and went only 0.2 innings, allowing 1 run on 1 hit and 3 walks with 1 strikeout.	
	<b>Home Runs:</b> VIS: Bobby Borchering (13) SJ: Ryan Lollis (3)		
	<b>Next game:</b> 2:00 p.m. (PT) at Visalia		

AUGUSTA GREENJACKETS	SOUTH ATLANTIC LEAGUE (LOW-A)	SOUTH DIVISION	2-1, T2nd PLACE, -1.0 GB
	<b>WP:</b> Kyle Crick (AUG) (3-4, 2.79) <b>LP:</b> Michael Fulmer (SAV) <b>SV:</b> Cody Hall (AUG) (12)	<b>Game Recap:</b> The GreenJackets won 1-0 to Savannah last night... <b>RHP Kyle Crick</b> (3-4, 2.79) started and tossed 6.0 innings while allowing 0 runs on 2 hits and 4 walks with 8 Ks to earn the win... <b>1B Ben Thomas</b> (.263) went 2-for-4 with a 2B and an RBI.	
	<b>Home Runs:</b> AUG: None SAV: None		
	<b>Next Game:</b> 2:05 p.m. (PT) at Savannah		

SALEM-KEIZER VOLCANOES	NORTHWEST LEAGUE (SHORT-SEASON)	WEST DIVISION	6-3, 3rd PLACE, -1.0 GB
	<b>WP:</b> Franklin Noel (SK) (1-1, 0.00) <b>LP:</b> Jose Jose (YAK) <b>SV:</b> Tyler Mizenko (SK) (3)	<b>Game Recap:</b> The Volcanoes earned a 5-3 decision to host Yakima yesterday... <b>RHP Kendry Flores</b> (1.64) started and earned a no-decision, allowing 3 runs (2ER) on 6 hits and 1 walk with 3 Ks in 6.0 frames... <b>CF Kentrell Hill</b> (.227) went 2-for-4 with a 2B... <b>DH Charles Jones</b> (.290) went 2-for-5 with a stolen base.	
	<b>Home Runs:</b> SK: None YAK: None		
	<b>Today's Game:</b> 5:35 p.m. (PT) at Yakima		

ARIZONA GIANTS	ARIZONA LEAGUE (ROOKIE)	EAST DIVISION	0-3, 5TH PLACE, -3.0 GB
	<b>WP:</b> <b>LP:</b> <b>SV:</b>	<b>Game Recap:</b> The Giants did not play yesterday.	
	<b>Home Runs:</b> GIA: ANG:		
	<b>Next Game (June 24):</b> 7:05 p.m. (PT) at AZL-Angels		