







Minnesota Twins Minor League Report August 20, 2012

Team	Level	Record	Yesterday's Scores	Streak/Last 10
 Rochester Red Wings	Triple-A	65-64; 8.5 GB, 4 th place in Intl. North	L, 6-0 vs. Scranton/WB	L3, 5-5
 New Britain Rock Cats	Double-A	68-59; 5.0 GB, 2 nd place in East. League East	L, 7-4 at Portland	L1, 5-5
 Fort Myers Miracle	High-A	53-70; 24.0 GB, 5 th place in Fla. State League South	L, 6-4 at Palm Beach	L1, 4-6
 Beloit Snappers	Low-A	67-58; 4.5 GB, 2 nd place in Midwest League West	L, 5-3 at Quad Cities	L4, 5-5
 Elizabethton Twins	Rookie	39-17; 0.0 GB, 1 st place in App. League West	W, 3-2 vs. Kingsport	W1, 8-2
 GCL Twins	Rookie	28-26; 2.0 GB, 2 nd place in GCL South	No Game	W1, 2-8
DSL Twins	DSL	29-36; 9.0 GB, 6 th in DSL Boca Chica Baseball City	No Game	L1, 3-7

Table of Contents

-  Yesterday's Box Scores **Pg. 2**
-  Team Statistics **Pg. 7**
-  Season Standings **Pg. 14**
-  Minor League Clips **Pg. 21**

Scranton/Wilkes-Barre Yankees (74-56) 6, Rochester Red Wings (65-64) 0
August 19, 2012

	1	2	3	4	5	6	7	8	9	R	H	E
Scranton/WB	0	0	0	3	0	3	0	0	0	6	8	0
Rochester	0	0	0	0	0	0	0	0	0	0	6	1

Scranton/WB	AB	R	H	RBI	BB	SO	LOB	AVG	Rochester	AB	R	H	RBI	BB	SO	LOB	AVG
McDonald, D, LF	3	1	0	0	2	2	1	.175	Nishioka, 2B	4	0	0	0	0	0	1	.252
Joseph, C, 2B	3	0	3	4	2	0	0	.268	Dozier, DH	4	0	0	0	0	0	0	.250
Nunez, E, SS	4	0	0	1	0	1	7	.204	Parmelee, 1B	3	0	2	0	1	0	0	.352
Laird, 1B	5	0	1	0	0	2	5	.253	Ramirez, W, RF	4	0	4	0	0	0	0	.265
Romine, C	5	0	1	0	0	2	2	.241	Thomas, C, CF	4	0	0	0	0	1	7	.234
Cervelli, DH	4	1	0	0	1	2	1	.252	Dinkelman, LF	3	0	0	0	1	1	3	.262
Mesa, CF	5	1	1	1	0	3	1	.222	Escobar, SS	3	0	0	0	1	1	2	.247
Fukudome, RF	2	2	1	0	2	1	0	.265	Chang, 3B	4	0	0	0	0	0	2	.249
Pena, R, 3B	3	1	1	0	1	1	4	.266	Towles, C	2	0	0	0	0	1	1	.217
Maine, P	0	0	0	0	0	0	0	.000	Walters, P	0	0	0	0	0	0	0	.000
Hyde, P	0	0	0	0	0	0	0	.000	Manship, P	0	0	0	0	0	0	0	.000
Whitley, P	0	0	0	0	0	0	0	.000	Perdomo, P	0	0	0	0	0	0	0	.000
Totals	34	6	8	6	8	14	21	.260	Slama, P	0	0	0	0	0	0	0	.000
									Waldrop, P	0	0	0	0	0	0	0	.000
									Totals	31	0	6	0	3	4	16	.252

BATTING

2B: Mesa (5, Manship).
 TB: Laird; Joseph, C 3; Pena, R; Fukudome; Romine; Mesa 2.
 RBI: Mesa (13), Joseph, C 4 (47), Nunez, E (11).
 Runners left in scoring position, 2 out: Laird 3; Pena, R; Romine.
 SF: Nunez, E.
 GIDP: Nunez, E.
 Team RISP: 3-for-10.
 Team LOB: 10.

FIELDING

DP: 2 (Laird-Nunez, E-Laird, Pena, R-Joseph, C-Laird).

BATTING

2B: Parmelee (17, Maine).
 TB: Ramirez, W 4; Parmelee 3.
 Runners left in scoring position, 2 out: Escobar; Dinkelman 2; Thomas, C 2.
 GIDP: Nishioka, Chang.
 Team RISP: 1-for-7.
 Team LOB: 8.

BASERUNNING

SB: Ramirez, W (6, 2nd base off Maine/Romine).

FIELDING

E: Chang (8, throw).
 DP: (Escobar-Nishioka-Parmelee).

Scranton/WB	IP	H	R	ER	BB	SO	HR	ERA	Rochester	IP	H	R	ER	BB	SO	HR	ERA
Maine (W, 6-5)	6.0	4	0	0	2	4	0	5.94	Walters	3.0	3	0	0	2	6	0	2.68
Hyde	1.0	0	0	0	1	0	0	4.76	Manship (L, 6-3)	2.1	4	6	6	5	1	0	3.03
Whitley	2.0	2	0	0	0	0	0	3.52	Perdomo	1.2	0	0	0	0	2	0	0.74
Totals	9.0	6	0	0	3	4	0	3.98	Slama	1.0	1	0	0	1	3	0	0.70
									Waldrop	1.0	0	0	0	0	2	0	3.44
									Totals	9.0	8	6	6	8	14	0	4.02

IBB: Joseph, C (by Slama).

HBP: Towles (by Maine).

Pitches-strikes: Maine 99-61, Hyde 23-13, Whitley 24-17, Walters 59-36, Manship 58-29, Perdomo 29-18, Slama 23-14, Waldrop 14-9.

Groundouts-flyouts: Maine 11-1, Hyde 1-2, Whitley 4-2, Walters 1-0, Manship 5-0, Perdomo 1-1, Slama 1-0, Waldrop 1-0.

Batters faced: Maine 23, Hyde 4, Whitley 8, Walters 14, Manship 15, Perdomo 5, Slama 6, Waldrop 3.

Inherited runners-scored: Perdomo 2-1.

Umpires: HP: Seth Buckminster. 1B: Adam Hamari. 3B: Toby Basner.

Weather: 76 degrees, partly cloudy.

Wind: 3 mph, Out to LF.

T: 2:54.

Att: 7,259.

Compiled by MLB Advanced Media

Portland Sea Dogs (60-66) 7, New Britain Rock Cats (68-59) 4
August 19, 2012

	1	2	3	4	5	6	7	8	9	R	H	E
New Britain	0	0	1	1	0	1	1	0	0	4	11	0
Portland	0	1	0	0	4	0	0	2	x	7	8	1

New Britain	AB	R	H	RBI	BB	SO	LOB	AVG	Portland	AB	R	H	RBI	BB	SO	LOB	AVG
Hicks, CF	5	1	1	0	0	1	3	.282	Bradley, CF	4	1	1	1	0	1	1	.273
Herrmann, C	4	0	2	1	0	0	0	.269	Smith, M, 3B	4	1	1	3	0	0	0	.296
Arcia, RF	4	0	1	1	0	1	3	.338	Hazelbaker, LF	4	1	1	0	0	0	0	.264
Colabello, 1B	3	1	1	0	1	0	1	.287	Shaw, 1B	3	1	0	0	1	1	0	.212
Tosoni, LF	4	1	2	1	0	0	3	.234	Bogaerts, X, SS	4	1	2	2	0	0	0	.378
Romero, 3B	4	0	1	1	0	0	2	.269	Hissey, RF	4	0	2	1	0	1	0	.258
Rohlfing, DH	4	0	0	0	0	2	3	.252	Vazquez, C	3	0	0	0	1	0	2	.235
Hanson, 2B	4	1	2	0	0	0	0	.283	Gibson, D, DH	2	1	0	0	1	0	1	.231
Beresford, SS	4	0	1	0	0	2	1	.258	Dent, 2B	2	1	1	0	1	1	0	.219
Darnell, P	0	0	0	0	0	0	0	.000	Workman, P	0	0	0	0	0	0	0	.000
Thompson, A, P	0	0	0	0	0	0	0	.000	Martin, C, P	0	0	0	0	0	0	0	.000
Martin, P	0	0	0	0	0	0	0	.000	Huntzinger, P	0	0	0	0	0	0	0	.000
Watts, P	0	0	0	0	0	0	0	.000	Totals	30	7	8	7	4	4	4	.254
Totals	36	4	11	4	1	6	16	.261									

BATTING

2B: Beresford (11, Martin, C).
HR: Tosoni (3, 4th inning off Workman, 0 on, 0 out).
TB: Hanson 2; Arcia; Romero; Hicks; Herrmann 2; Beresford 2; Tosoni 5; Colabello.
RBI: Arcia (52), Tosoni (9), Romero (74), Herrmann (52).
Runners left in scoring position, 2 out: Tosoni; Arcia 2; Rohlfing.
SF: Arcia; Herrmann.
GIDP: Rohlfing.
Team RISP: 1-for-8.
Team LOB: 8.

BASERUNNING

SB: Arcia (3, 2nd base off Workman/Vazquez).

FIELDING

DP: (Hanson-Beresford-Colabello).
Pickoffs: Darnell (Hissey at 1st base).

BATTING

2B: Bogaerts, X 2 (6, Darnell, Watts), Bradley (15, Darnell).
HR: Smith, M (6, 5th inning off Darnell, 2 on, 2 out).
TB: Dent; Bradley 2; Smith, M 4; Hazelbaker; Hissey 2; Bogaerts, X 4.
RBI: Hissey (21), Bradley (28), Smith, M 3 (33), Bogaerts, X 2 (7).
2-out RBI: Bradley; Smith, M 3; Bogaerts, X 2.
Runners left in scoring position, 2 out: Vazquez 2.
GIDP: Bradley.
Team RISP: 5-for-6.
Team LOB: 3.

BASERUNNING

SB: Hazelbaker (31, 2nd base off Watts/Herrmann), Hissey (13, 2nd base off Watts/Herrmann).
CS: Hissey (4, 2nd base by Darnell/Herrmann).
PO: Hissey (1st base by Darnell).

FIELDING

E: Smith, M (8, fielding).
PB: Vazquez (2).
DP: (Smith, M-Dent-Shaw).

New Britain	IP	H	R	ER	BB	SO	HR	ERA	Portland	IP	H	R	ER	BB	SO	HR	ERA
Darnell (L, 9-11)	5.0	5	5	5	3	1	1	5.08	Workman (W, 2-0)	5.0	5	2	2	1	2	1	1.64
Thompson, A	1.0	0	0	0	0	1	0	5.45	Martin, C (H, 1)	2.2	4	2	2	0	1	0	4.68
Martin	1.0	0	0	0	0	1	0	4.48	Huntzinger (S, 6)	1.1	2	0	0	0	3	0	4.16
Watts	1.0	3	2	2	1	1	0	3.00	Totals	9.0	11	4	4	1	6	1	4.10
Totals	8.0	8	7	7	4	4	1	3.97									

Groundouts-flyouts: Darnell 4-5, Thompson, A 1-1, Martin 0-2, Watts 2-0, Workman 5-7, Martin, C 4-3, Huntzinger 0-1.
Batters faced: Darnell 21, Thompson, A 3, Martin 3, Watts 7, Workman 20, Martin, C 13, Huntzinger 6.
Inherited runners-scored: Huntzinger 1-0.
Umpires: HP: Luke Hamilton. 1B: Travis Hatch. 3B: Stephen Drescher.
Weather: 76 degrees, sunny.
Wind: 3 mph, In from RF.
T: 2:45.
Att: 6,062.

Palm Beach Cardinals (56-68) 6, Fort Myers Miracle (53-70) 4
August 19, 2012

	1	2	3	4	5	6	7	8	9	R	H	E
Fort Myers	1	0	0	0	0	3	0	0	0	4	7	3
Palm Beach	0	0	0	1	5	0	0	0	x	6	5	2

Fort Myers	AB	R	H	RBI	BB	SO	LOB	AVG	Palm Beach	AB	R	H	RBI	BB	SO	LOB	AVG
Santana, SS	2	1	0	1	1	1	2	.283	Ramsey, CF	3	1	1	0	0	0	2	.238
Michael, 2B	2	0	1	0	0	0	0	.238	Rodriguez, S, 2B	0	0	0	0	0	0	0	.302
Leer, 2B	2	0	1	0	1	0	1	.187	a-Pritchard, PH-3B	2	1	0	1	1	1	1	.270
Ray, RF	4	0	0	1	1	1	5	.243	Edmondson, LF	4	1	1	4	0	1	3	.259
Pinto, C	5	1	1	0	0	2	3	.296	Ahmady, RF-1B	4	1	1	1	0	1	2	.284
Rams, DH	4	1	0	0	1	3	3	.229	Stanley, C	4	0	0	0	0	2	0	.263
Ortiz, D, LF	4	1	1	1	0	0	0	.242	Klein, DH	4	0	1	0	0	3	0	.241
Hidalgo, 3B	3	0	2	0	0	1	2	.228	Patton, 1B	3	0	0	0	0	0	1	.177
Knudson, 3B	1	0	0	0	0	0	0	.256	Rosario, R, RF	1	0	0	0	0	0	0	.217
Liddle, 1B	4	0	1	1	0	2	2	.237	Rahmatulla, 3B-2B	2	1	0	0	1	1	1	.157
Goncalves, CF	3	0	0	0	1	2	1	.232	Gil, SS	2	1	1	0	1	0	0	.228
Gibson, P	0	0	0	0	0	0	0	.000	McInnis, P	0	0	0	0	0	0	0	.000
Munoz, P	0	0	0	0	0	0	0	.000	Lucas, P	0	0	0	0	0	0	0	.000
Boer, P	0	0	0	0	0	0	0	.000	Russell, Z, P	0	0	0	0	0	0	0	.000
Totals	34	4	7	4	5	12	19	.247	Totals	29	6	5	6	3	9	10	.253

a-Struck out for Rodriguez, S in the 3rd.

BATTING

2B: Pinto (22, McInnis).
TB: Ortiz, D; Liddle; Michael; Pinto 2; Leer; Hidalgo 2.
RBI: Ray (65), Ortiz, D (29), Liddle (11), Santana (52).
Runners left in scoring position, 2 out: Rams 2; Santana; Ray 2.
SF: Santana.
Team RISP: 2-for-10.
Team LOB: 10.

FIELDING

E: Hidalgo (9, fielding), Pinto (5, fielding), Knudson (2, fielding).

BATTING

2B: Klein (15, Gibson).
HR: Ahmady (2, 4th inning off Gibson, 0 on, 0 out), Edmondson (8, 5th inning off Boer, 3 on, 0 out).
TB: Klein 2; Ramsey; Edmondson 4; Gil; Ahmady 4.
RBI: Ahmady (32), Pritchard (5), Edmondson 4 (59).
Runners left in scoring position, 2 out: Rahmatulla; Edmondson.
SAC: Ramsey.
Team RISP: 1-for-6.
Team LOB: 4.

BASERUNNING

CS: Ramsey (1, 2nd base by Boer/Pinto).

FIELDING

E: Stanley (5, throw), Rahmatulla (15, fielding).

Fort Myers	IP	H	R	ER	BB	SO	HR	ERA	Palm Beach	IP	H	R	ER	BB	SO	HR	ERA
Gibson	4.0	3	1	1	0	6	1	2.57	McInnis (W, 3-6)	5.1	7	4	4	2	6	0	5.00
Munoz (L, 2-7)	0.0	0	4	3	3	0	0	4.91	Lucas (H, 10)	2.2	0	0	0	2	4	0	2.29
Boer	4.0	2	1	1	0	3	1	6.52	Russell, Z (S, 4)	1.0	0	0	0	1	2	0	4.74
Totals	8.0	5	6	5	3	9	2	4.25	Totals	9.0	7	4	4	5	12	0	3.80

Munoz pitched to 4 batters in the 5th.

WP: Russell, Z.

HBP: Santana (by Russell, Z), Rodriguez, S (by Gibson).

Groundouts-flyouts: Gibson 3-1, Munoz 1-0, Boer 3-4, McInnis 10-0, Lucas 0-3, Russell, Z 0-0.

Batters faced: Gibson 16, Munoz 4, Boer 14, McInnis 26, Lucas 10, Russell, Z 5.

Inherited runners-scored: Boer 3-3, Lucas 2-1.

Ejections: Fort Myers Miracle Anderson Hidalgo ejected by HP umpire Travis Eggert (6th)

Umpires: HP: Travis Eggert. 1B: Shane Livensparger.

Weather: 89 degrees, partly cloudy.

Wind: 15 mph, Out to LF.

T: 2:43.

Att: 502.

Compiled by MLB Advanced Media

Quad Cities River Bandits (62-62) 5, Beloit Snappers (67-58) 3
August 19, 2012

	1	2	3	4	5	6	7	8	9	R	H	E
Beloit	0	1	0	0	0	0	0	0	2	3	8	1
Quad Cities	0	2	0	0	2	1	0	0	x	5	9	1

Beloit	AB	R	H	RBI	BB	SO	LOB	AVG	Quad Cities	AB	R	H	RBI	BB	SO	LOB	AVG
Roberts, N, RF	4	0	0	0	0	0	0	.293	Longmire, CF	4	1	1	0	0	2	0	.310
Williams, J, LF	4	0	1	0	0	1	0	.227	Walsh, LF	4	1	1	0	0	1	1	.311
Rosario, Ed, 2B	4	0	0	0	0	1	1	.296	Piscotty, S, DH	4	0	2	1	0	0	1	.285
Sano, 3B	4	2	3	1	0	1	0	.264	Melchionda, 3B	3	0	1	1	1	0	1	.293
Vargas, K, 1B	4	1	2	2	0	0	2	.304	Garcia, A, RF	4	1	1	0	0	2	3	.276
Wickens, SS	4	0	0	0	0	0	1	.308	Castillo, J, C	4	1	1	0	0	1	0	.272
Lin, W-W, CF	4	0	2	0	0	0	0	.216	Williams, M, SS	4	1	2	2	0	1	0	.286
Koch, C	4	0	0	0	0	1	3	.246	Medina, 1B	4	0	0	1	0	0	2	.250
Grimes, DH	3	0	0	0	0	0	0	.200	Mateo, 2B	3	0	0	0	0	1	1	.267
Hurlbut, P	0	0	0	0	0	0	0	.000	Gaviglio, P	0	0	0	0	0	0	0	.000
Williams, C, P	0	0	0	0	0	0	0	.000	Cole, P	0	0	0	0	0	0	0	.000
Jones, Z, P	0	0	0	0	0	0	0	.000	Wyatt, P	0	0	0	0	0	0	0	.000
Totals	35	3	8	3	0	4	7	.256	Totals	34	5	9	5	1	8	9	.262

BATTING

2B: Sano (26, Cole).
HR: Sano (26, 2nd inning off Gaviglio, 0 on, 0 out), Vargas, K (10, 9th inning off Cole, 1 on, 1 out).
TB: Vargas, K 5; Lin, W-W 2; Sano 7; Williams, J.
RBI: Sano (93), Vargas, K 2 (27).
Runners left in scoring position, 2 out: Vargas, K 2.
Team RISP: 1-for-2.
Team LOB: 5.

BATTING

2B: Garcia, A (33, Hurlbut), Williams, M (31, Hurlbut).
HR: Williams, M (6, 6th inning off Williams, C, 0 on, 1 out).
TB: Longmire; Melchionda; Williams, M 6; Castillo, J; Garcia, A 2; Piscotty, S 2; Walsh.
RBI: Williams, M 2 (48), Medina (65), Piscotty, S (20), Melchionda (16).
Runners left in scoring position, 2 out: Mateo; Garcia, A 2.
Team RISP: 4-for-8.
Team LOB: 6.

FIELDING

E: Wickens (7, fielding).
Outfield assists: Williams, J (Melchionda at 2nd base).

FIELDING

E: Gaviglio (4, missed catch).
Outfield assists: Longmire (Lin, W-W at 2nd base).
DP: (Longmire-Mateo-Williams, M).

Beloit	IP	H	R	ER	BB	SO	HR	ERA	Quad Cities	IP	H	R	ER	BB	SO	HR	ERA
Hurlbut (L, 5-6)	5.0	7	4	4	0	6	0	2.82	Gaviglio (W, 8-8)	7.0	5	1	1	0	4	1	4.09
Williams, C	2.0	2	1	1	1	0	1	3.90	Cole	1.2	3	2	2	0	0	1	2.11
Jones, Z	1.0	0	0	0	0	2	0	0.93	Wyatt (S, 19)	0.1	0	0	0	0	0	0	2.62
Totals	8.0	9	5	5	1	8	1	3.61	Totals	9.0	8	3	3	0	4	2	3.87

WP: Hurlbut, Gaviglio.
Groundouts-flyouts: Hurlbut 6-2, Williams, C 3-3, Jones, Z 1-0, Gaviglio 14-2, Cole 4-1, Wyatt 1-0.
Batters faced: Hurlbut 23, Williams, C 9, Jones, Z 3, Gaviglio 26, Cole 8, Wyatt 1.
Inherited runners-scored: Wyatt 1-0.
Umpires: HP: Mike Huus. 1B: Luke Engen.
Weather: 76 degrees, partly cloudy.
Wind: 8 mph, R to L.
T: 2:17.
Att: 3,660.

Elizabethton Twins (39-17) 3, Kingsport Mets (19-36) 2
August 19, 2012

	1	2	3	4	5	6	7	8	9	R	H	E
Kingsport	0	0	0	2	0	0	0	0	0	2	5	2
Elizabethton	0	0	0	1	0	0	1	0	1	3	7	2

One out when winning run scored.

Kingsport	AB	R	H	RBI	BB	SO	LOB	AVG	Elizabethton	AB	R	H	RBI	BB	SO	LOB	AVG
Ruiz, Y, 3B	4	0	0	0	0	1	0	.258	Pimentel, C, 2B	3	0	0	0	2	2	3	.332
De La Cruz, M, CF	4	1	0	0	0	2	0	.280	Goodrum, 3B	4	0	0	0	0	0	4	.244
Rivero, J, RF	4	1	2	2	0	0	0	.345	Kepler, CF	4	0	1	0	0	1	3	.289
Nido, C	4	0	2	0	0	1	1	.269	Walker, RF	4	0	1	0	0	2	2	.256
Cecchini, DH	2	0	0	0	2	2	1	.253	Hendricks, J, 1B	3	0	0	0	0	0	0	.240
Chavez, A, SS	4	0	1	0	0	2	4	.248	Buxton, DH	3	2	1	0	1	0	2	.190
Diehl, 1B	4	0	0	0	0	2	3	.221	Polanco, J, SS	2	1	1	2	1	0	0	.315
Tuschak, LF	4	0	0	0	0	3	2	.176	Altobelli, C	3	0	1	0	1	0	0	.216
Kaupe, 2B	4	0	0	0	0	2	2	.189	Mention, LF	4	0	2	0	0	0	3	.190
Massie, P	0	0	0	0	0	0	0	.000	Lee, P	0	0	0	0	0	0	0	.000
Budgell, P	0	0	0	0	0	0	0	.000	Duffey, P	0	0	0	0	0	0	0	.000
Villasmil, P	0	0	0	0	0	0	0	.000	Mazza, P	0	0	0	0	0	0	0	.000
Totals	34	2	5	2	2	15	13	.239	Totals	30	3	7	2	5	5	17	.282

BATTING

HR: Rivero, J (1, 4th inning off Lee, 1 on, 0 out).
 TB: Chavez, A; Nido 2; Rivero, J 5.
 RBI: Rivero, J 2 (15).
 Runners left in scoring position, 2 out: Chavez, A; Kaupe.
 Team RISP: 0-for-3.
 Team LOB: 7.

FIELDING

E: Budgell (1, pickoff), Chavez, A (19, fielding).
 Pickoffs: Budgell (Kepler at 2nd base).

BATTING

2B: Kepler (13, Budgell).
 TB: Polanco, J; Walker; Kepler 2; Altobelli; Buxton; Mention 2.
 RBI: Polanco, J 2 (23).
 2-out RBI: Polanco, J.
 Runners left in scoring position, 2 out: Walker; Kepler 2; Buxton.
 SF: Polanco, J.
 Team RISP: 1-for-8.
 Team LOB: 9.

BASERUNNING

SB: Buxton (2, 2nd base off Massie/Nido).
 CS: Polanco, J (3, 2nd base by Massie/Nido).
 PO: Kepler (2nd base by Budgell).

FIELDING

E: Polanco, J (7, throw), Goodrum (17, throw).

Kingsport	IP	H	R	ER	BB	SO	HR	ERA	Elizabethton	IP	H	R	ER	BB	SO	HR	ERA
Massie	5.0	4	1	1	2	4	0	5.68	Lee	5.2	3	2	1	2	8	1	2.04
Budgell (BS, 1)(L, 1-2)	3.0	3	2	0	2	1	0	0.96	Duffey	2.1	1	0	0	0	5	0	1.80
Villasmil	0.1	0	0	0	1	0	0	13.03	Mazza (W, 3-0)	1.0	1	0	0	0	2	0	2.31
Totals	8.1	7	3	1	5	5	0	5.71	Totals	9.0	5	2	1	2	15	1	2.98

Budgell pitched to 1 batter in the 9th.

WP: Massie 2.
 HBP: Hendricks, J (by Budgell).
 Groundouts-flyouts: Massie 2-4, Budgell 2-3, Villasmil 1-0, Lee 6-2, Duffey 2-0, Mazza 2-0.
 Batters faced: Massie 20, Budgell 14, Villasmil 3, Lee 23, Duffey 8, Mazza 5.
 Inherited runners-scored: Villasmil 1-1, Duffey 2-0.
 Umpires: HP: Evan Barger. 1B: Ryan Wills.
 Weather: 75 degrees, partly cloudy.
 Wind: 3 mph, Varies.
 T: 2:31.
 Att: 702.

Compiled by MLB Advanced Media

Choose a highlighted category to sort. NOTE: Rate stats do not use qualifiers.

GI ---GAMES BY POSITION---

BATTERS	AVG	G	AB	R	H	2B	3B	HR	RBI	TB	BB	IBB	SO	SB	CS	OBP	SLG	OPS	SF	SAC	HBP	DP	1B	2B	3B	SS	OF	C	E	
Bates, Aaron	.238	28	84	7	20	4	0	0	10	24	18	0	19	0	0	.379	.286	.664	0	0	1	1	20	0	0	0	0	3		
Benson, Joe	.179	28	95	9	17	3	2	2	8	30	11	0	27	4	0	.269	.316	.584	1	0	1	3	0	0	0	0	26	0	0	
Bigley, Evan	.233	27	103	10	24	6	0	3	19	39	5	1	27	1	1	.270	.379	.649	2	0	1	3	0	0	0	0	24	0	0	
* Burroughs, Sean	.271	67	221	23	60	14	0	1	18	77	16	1	25	2	0	.326	.348	.675	0	1	2	8	32	2	11	0	0	0	2	
Butera, Drew	.279	15	43	6	12	3	0	1	5	18	3	0	9	0	0	.319	.419	.738	1	1	0	0	0	0	0	0	1	14	1	
Carson, Matt	.277	110	405	60	112	23	2	14	49	181	33	2	102	9	4	.339	.447	.785	2	2	6	7	0	0	0	0	101	0	3	
Chang, Ray	.249	81	245	24	61	7	0	0	17	68	17	2	36	3	3	.309	.278	.586	2	2	5	4	7	21	48	1	0	0	8	
* Dinkelman, Brian	.262	62	206	29	54	11	3	3	27	80	22	0	39	4	5	.345	.388	.733	0	2	4	2	0	9	1	0	21	0	1	
Dozier, Brian	.250	33	124	7	31	9	0	1	12	43	11	1	21	3	2	.307	.347	.653	2	1	0	3	0	4	0	28	0	0	5	
# Escobar, Eduardo	.247	20	85	10	21	2	1	1	5	28	2	0	14	1	1	.261	.329	.591	1	2	0	1	0	6	6	9	0	0	1	
# Florimon, Pedro	.251	83	311	38	78	16	2	3	27	107	23	1	89	6	7	.308	.344	.652	1	7	3	8	0	0	0	0	83	0	0	9
# Hollimon, Michael	.212	51	151	17	32	6	2	5	12	57	18	0	46	2	0	.292	.377	.670	2	1	0	1	7	7	17	0	15	0	5	
Lehmann, Danny	.258	10	31	6	8	4	0	0	0	12	6	0	5	0	0	.395	.387	.782	0	1	1	1	0	0	0	0	0	10	1	
Mastroianni, Darin	.346	20	78	10	27	2	2	0	11	33	5	0	14	10	1	.393	.423	.816	0	1	1	0	0	5	0	0	16	0	0	
# Nishioka, Tsuyoshi	.252	89	345	34	87	13	1	2	26	108	29	1	45	7	6	.311	.313	.624	1	4	1	7	0	75	0	15	0	0	10	
* Parmelee, Chris	.352	54	196	39	69	17	0	16	42	134	42	7	38	1	1	.469	.684	1.152	0	0	1	2	52	0	0	0	0	0	1	
Plouffe, Trevor	.000	2	8	0	0	0	0	0	0	0	1	0	2	0	0	.111	.000	.111	0	0	0	0	0	0	2	0	0	0	0	0
Ramirez, Wilkin	.265	83	313	28	83	12	0	10	34	125	13	0	86	6	6	.300	.399	.700	3	0	4	5	0	0	0	0	73	0	1	
* Revere, Ben	.330	23	94	9	31	1	0	0	6	32	4	0	6	6	2	.360	.340	.700	1	1	1	2	0	0	0	0	20	0	0	
Rivera, Rene	.214	84	257	27	55	11	1	8	29	92	23	0	58	0	1	.289	.358	.647	0	3	4	6	7	0	0	0	0	72	9	
* Rizzotti, Matt	.246	22	69	1	17	4	0	0	6	21	2	0	18	0	0	.268	.304	.572	0	0	0	0	15	0	0	0	0	0	2	
* Thomas, Clete	.234	94	337	40	79	20	4	12	38	143	25	1	94	13	3	.288	.424	.712	2	3	1	3	0	0	0	0	90	0	4	
* Thurston, Joe	.093	15	43	4	4	0	0	1	2	7	5	0	12	0	0	.184	.163	.346	1	0	0	3	0	13	0	1	0	0	2	
T * Thurston, Joe	.139	26	72	9	10	1	0	2	4	17	12	1	16	1	0	.267	.236	.504	1	0	1	3	0	20	0	1	0	0	3	
* Tosoni, Rene	.167	21	66	7	11	2	0	0	5	13	9	1	16	3	0	.267	.197	.464	0	1	0	1	1	0	0	0	14	0	2	
Towles, J.R.	.217	47	152	19	33	14	0	1	10	50	9	0	32	2	4	.271	.329	.600	2	2	3	1	0	0	0	0	2	41	3	
1 Valencia, Danny	.250	69	268	30	67	17	1	7	37	107	15	0	40	1	2	.289	.399	.688	1	0	0	7	0	0	56	0	0	0	7	
Team Total	.252	129	4330	494	1093	221	21	91	455	1629	367	18	920	84	49	.315	.376	.691	25	35	40	79							87	

PITCHERS	W	L	ERA	G	GS	CG	SHO	SV	SVO	IP	H	R	ER	HR	HB	BB	IBB	SO	BK	WP	GO/AO	DP	WHIP	AVG	AB	TBF	SF	GF	HLD
Blackburn, Nick	2	0	2.57	4	4	1	1	0	0	21.0	20	8	6	0	0	5	0	7	0	1	1.79	2	1.19	.256	78	85	1	0	0
Bromberg, David	1	2	2.75	5	2	0	0	0	0	19.2	17	6	6	0	1	10	0	16	1	1	1.17	2	1.37	.236	72	83	0	0	0
Carson, Matt	0	0	18.00	1	0	0	0	0	0	1.0	1	2	2	1	0	2	0	0	0	0	2.00	1	3.00	.333	3	5	0	0	0
Deduno, Samuel	1	2	2.14	9	9	0	0	0	0	42.0	27	13	10	2	4	22	0	46	0	2	2.75	4	1.17	.185	146	174	1	0	0
De Vries, Cole	3	5	4.37	12	12	0	0	0	0	70.0	75	37	34	7	1	10	0	50	1	1	0.66	3	1.21	.273	275	290	2	0	0
* Diamond, Scott	4	1	2.60	6	6	0	0	0	0	34.2	35	12	10	1	1	7	1	26	0	0	1.48	8	1.21	.269	130	141	0	0	0
Fien, Casey	2	5	4.30	33	0	0	0	9	12	46.0	39	23	22	5	0	14	3	42	0	1	0.52	3	1.15	.228	171	189	1	20	3
* French, Luke	1	5	6.42	19	14	0	0	0	0	74.1	90	54	53	11	2	40	1	49	1	6	0.80	11	1.75	.303	297	343	2	3	0
Guerra, Deolis	2	3	5.36	25	0	0	0	3	48.2	50	30	29	7	2	20	1	48	0	5	1.07	5	1.44	.269	186	209	0	6	1	
Gutierrez, Carlos	2	2	5.06	10	0	0	0	0	1	16.0	13	9	9	2	1	3	0	20	0	1	2.00	0	1.00	.217	60	64	0	1	1
Hendriks, Liam	9	3	2.20	16	16	1	1	0	0	106.1	76	28	26	5	1	28	0	82	0	3	1.03	9	0.98	.201	379	412	0	0	0
* Hernandez, Pedro	0	1	5.40	3	3	0	0	0	0	15.0	23	9	9	0	0	1	0	10	0	1	1.20	2	1.60	.354	65	67	1	0	0
T * Hernandez, Pedro	1	1	4.50	6	5	0	0	0	0	32.0	41	17	16	1	0	4	0	27	0	1	0.83	3	1.41	.318	129	138	3	1	0
Hirschfeld, Steven	1	3	7.07	6	6	0	0	0	0	28.0	42	24	22	3	2	7	0	13	0	0	0.89	1	1.75	.347	121	132	2	0	0
Hurley, Eric	0	1	14.14	5	4	0	0	0	0	14.0	28	22	22	5	1	6	0	10	0	1	0.78	0	2.43	.406	69	77	0	0	0
Lanigan, Bobby	5	1	3.77	18	0	0	0	1	1	31.0	30	17	13	1	0	14	2	14	0	3	1.08	4	1.42	.256	117	133	1	9	0
* Maloney, Matt	0	4	9.38	8	6	0	0	0	0	24.0	46	33	25	5	3	7	1	16	1	2	1.15	1	2.21	.400	115	128	1	1	0
Manship, Jeff	6	3	3.03	19	10	0	0	0	0	71.1	69	25	24	5	1	32	0	48	0	1	1.55	11	1.42	.261	264	298	1	2	1
Martis, Shairon	2	3	6.57	7	7	0	0	0	0	38.1	45	28	28	6	0	12	1	27	0	2	1.02	0	1.49	.290	155	171	2	0	0
T * Martis, Shairon	2	3	6.75	11	7	0	0	0	0	46.2	53	36	35	10	0	16	1	34	0	2	0.95	0	1.48	.279	190	210	2	0	2
Oliveros, Lester	1	2	3.07	19	0	0	0	6	7	29.1	24	10	10	2	0	8	2	35	0	0	0.56	2	1.09	.229	105	117	2	9	0
Perdomo, Luis	3	1	0.74	13	0	0	0	7	7	24.1	13	2	2	1	0	2	0	21	0	0	1.89	1	0.62	.155	84	88	1	11	0
Rivera, Rene	0	0	0.00	1	0	0	0	0	0	1.0	1	0	0	0	0	0	0	1	0	0	0.00	0	1.00	.250	4	4	0	1	0
* Robertson, Tyler	2	2	3.77	33	0	0	0	2	3	28.2	26	18	12	2	0	13	2	33	0	1	2.17	2	1.36	.230	113	129	1	13	10
Sattler, Daniel	1	0	2.38	7	0	0	0	1	1	11.1	5	3	3	1	1	4	0	11	0	0	1.09	0	0.79	.128	39	44	0	1	1
Slama, Anthony	0	0	0.70	24	0	0	0	10	11	25.2	17	3	2	0	0	14	1	44	0	1	0.57	2	1.21	.183	93	108	0	16	2
* Thielbar, Caleb	3	1	3.38	22	0	0	0	1	3	32.0	36</																		

Choose a highlighted category to sort. NOTE: Rate stats do not use qualifiers.

		GI ---GAMES BY POSITION---																												
BATTERS		AVG	G	AB	R	H	2B	3B	HR	RBI	TB	BB	IBB	SO	SB	CS	OBP	SLG	OPS	SF	SAC	HBP	DP	1B	2B	3B	SS	OF	C	E
*	Arcia, Oswaldo	.338	54	198	43	67	16	3	7	52	110	23	1	48	3	2	.410	.556	.966	4	0	4	2	0	0	0	0	44	0	5
	Benson, Joe	.184	37	141	13	26	6	1	3	20	43	13	0	43	4	3	.268	.305	.572	0	0	3	5	0	0	0	0	34	0	0
*	Beresford, James	.258	101	322	33	83	11	2	0	21	98	30	0	48	2	3	.322	.304	.626	1	6	1	10	0	50	0	49	0	0	8
	Bigley, Evan	.268	88	347	42	93	19	3	12	66	154	20	0	85	3	3	.311	.444	.755	1	2	2	8	0	0	0	82	0	1	
	Colabello, Chris	.287	119	439	70	126	35	1	18	89	217	38	2	83	0	0	.354	.494	.849	4	0	10	14	109	0	0	0	0	0	4
#	De Los Santos, Estarlin	.222	93	266	37	59	9	1	2	23	76	17	0	56	8	6	.286	.286	.572	0	4	7	6	0	28	5	50	5	0	12
	Dolenc, Mark	.168	46	113	9	19	1	0	1	3	23	4	0	40	4	4	.203	.204	.407	0	2	1	0	0	0	0	0	36	0	0
#	Florimon, Pedro	.283	30	113	11	32	4	0	2	8	42	11	0	28	7	1	.347	.372	.718	0	3	0	3	0	0	0	30	0	0	3
	Hanson, Nathan	.283	87	297	34	84	12	1	5	44	113	15	0	32	2	2	.318	.380	.698	8	2	4	18	12	32	15	0	9	0	4
*	Herrmann, Chris	.269	115	439	82	118	23	1	9	52	170	50	2	78	2	1	.341	.387	.729	5	1	1	13	0	0	1	0	26	74	4
#	Hicks, Aaron	.282	116	418	86	118	20	8	12	55	190	69	1	104	28	11	.380	.455	.834	7	3	1	8	0	0	0	105	0	8	
	Lehmann, Danny	.165	33	97	6	16	4	0	0	6	20	17	0	20	0	1	.302	.206	.508	0	0	2	0	0	0	0	0	0	33	3
	Mastroianni, Darin	.143	9	35	6	5	1	0	0	0	6	4	1	11	4	1	.231	.171	.402	0	1	0	0	0	0	0	0	9	0	0
	Ramirez, Wilkin	.388	11	49	12	19	3	3	4	7	40	2	0	10	2	0	.412	.816	1.228	0	0	0	0	0	0	0	0	7	0	0
*	Rizzotti, Matt	.225	32	102	9	23	6	0	2	11	35	22	1	25	1	0	.357	.343	.700	2	0	0	1	8	0	0	0	0	0	1
	Rohlfing, Daniel	.252	34	123	10	31	12	0	0	8	43	5	1	24	0	2	.298	.350	.647	0	0	3	3	0	0	0	0	5	23	0
	Romero, Deibinson	.269	124	420	60	113	20	1	18	74	189	53	2	87	2	0	.356	.450	.806	9	0	9	9	0	0	118	0	0	0	16
	Roof, Shawn	.210	45	100	16	21	2	0	0	5	23	6	0	20	6	0	.262	.230	.492	0	2	1	4	0	35	0	0	0	0	8
*	Tosoni, Rene	.234	48	175	17	41	9	0	3	9	59	17	0	25	1	7	.309	.337	.646	0	1	2	6	1	0	0	0	35	0	1
	Team Total	.261	127	4194	596	1094	213	25	98	553	1651	416	11	867	79	47	.332	.394	.726	41	27	51	110							91
PITCHERS		W	L	ERA	G	GS	CG	SHO	SV	SVO	IP	H	R	ER	HR	HB	BB	IBB	SO	BK	WP	GO/AO	DP	WHIP	AVG	AB	TBF	SF	GF	HLD
*	Albers, Andrew	4	3	3.64	16	14	0	0	0	0	81.2	92	33	33	5	2	10	0	61	3	6	1.20	8	1.25	.295	312	328	1	0	0
	Bromberg, David	2	2	3.92	23	8	1	1	0	0	62.0	61	28	27	3	3	28	0	57	0	5	0.76	5	1.44	.257	237	272	1	3	3
*	Darnell, Logan	9	11	5.08	25	25	0	0	0	0	140.0	171	82	79	19	2	44	1	91	3	11	1.13	12	1.54	.306	558	613	7	0	0
*	French, Luke	2	0	1.64	6	6	0	0	0	0	33.0	19	7	6	1	1	12	0	19	0	1	1.00	4	0.94	.174	109	123	0	0	0
*	Gonzalez, Jose	2	1	4.66	9	0	0	0	0	0	9.2	7	8	5	1	1	6	0	11	0	0	0.19	0	1.34	.194	36	44	1	2	2
	Guerra, Deolis	2	0	0.71	7	0	0	0	1	1	12.2	5	1	1	0	1	1	0	15	0	2	1.20	1	0.47	.119	42	44	0	2	3
	Hauser, Matthew	0	0	2.70	6	0	0	0	1	1	10.0	10	4	3	2	0	4	0	6	0	0	0.69	2	1.40	.263	38	42	0	3	0
	Hermesen, B.J.	10	5	3.04	19	19	1	0	0	0	121.1	121	49	41	10	4	20	0	63	0	1	1.01	10	1.16	.259	467	499	5	0	0
	Hirschfeld, Steven	8	7	3.57	19	19	1	1	0	0	111.0	123	49	44	10	2	26	0	75	0	2	0.61	10	1.34	.284	433	466	3	0	0
*	Ibarra, Edgar	2	1	6.59	20	0	0	0	0	1	28.2	35	25	21	4	0	11	0	25	0	2	1.67	7	1.60	.310	113	127	2	8	0
	Jacobson, Brett	0	3	7.50	18	6	0	0	0	0	42.0	44	41	35	4	6	45	0	25	0	14	1.28	4	2.12	.284	155	209	2	2	0
	Lanigan, Bobby	1	3	3.86	22	0	0	0	3	5	30.1	36	15	13	3	2	4	0	28	0	2	1.86	2	1.32	.288	125	133	1	9	0
	Marquis, Jason	1	0	1.93	2	2	0	0	0	0	14.0	12	3	3	1	0	0	0	11	0	0	2.86	2	0.86	.240	50	50	0	0	0
*	Martin, Blake	4	5	4.48	35	10	1	1	0	1	72.1	68	39	36	5	4	33	1	66	1	1	0.65	7	1.40	.255	267	311	4	10	2
	Martis, Shairon	1	1	5.68	4	3	0	0	0	0	19.0	23	13	12	2	0	5	0	11	1	1	1.10	1	1.47	.303	76	83	0	0	0
T	Martis, Shairon	7	3	4.85	15	11	0	0	0	0	72.1	68	40	39	9	0	24	0	41	1	4	1.14	5	1.27	.251	271	302	2	1	0
	Oliveros, Lester	1	1	1.42	13	0	0	0	2	2	19.0	10	3	3	0	0	7	2	16	0	1	0.76	1	0.89	.164	61	70	0	4	0
	Perdomo, Luis	4	4	2.75	26	0	0	0	2	4	39.1	27	13	12	0	1	16	1	43	0	2	1.18	2	1.09	.191	141	159	0	16	1
	Popham, Marty	1	1	4.02	9	0	0	0	0	0	15.2	18	8	7	1	1	3	0	16	0	1	0.76	0	1.34	.286	63	68	1	4	1
	Pugh, Bruce	3	1	1.56	24	0	0	0	7	9	34.2	23	7	6	2	2	18	2	41	1	5	0.54	0	1.18	.193	119	144	1	16	1
	Sattler, Daniel	1	0	2.03	5	0	0	0	1	1	13.1	10	3	3	1	0	4	0	4	0	1	0.79	1	1.05	.208	48	52	0	3	0
*	Thielbar, Caleb	2	0	1.80	16	0	0	0	4	4	25.0	18	5	5	1	0	3	1	26	0	0	1.40	3	0.84	.198	91	95	0	11	2
*	Thompson, Aaron	3	7	5.45	16	13	0	0	0	0	77.2	104	51	47	9	6	21	0	38	0	4	0.95	6	1.61	.334	311	348	8	0	0
	Thompson, Brad	0	1	10.29	4	1	0	0	0	0	7.0	16	9	8	1	1	0	0	5	0	1	0.60	1	2.29	.457	35	38	1	1	0
	Turpen, Daniel	3	2	4.25	33	0	0	0	5	7	53.0	52	28	25	4	3	23	1	59	0	5	1.18	4	1.42	.255	204	233	3	18	4
	Watts, Dakota	2	0	3.00	17	0	0	0	1	2	24.0	23	11	8	0	0	12	0	18	0	1	2.19	2	1.46	.253	91	104	0	10	3
	Wimmers, Alex	0	0	4.15	1	1	0	0	0	0</																				

Choose a highlighted category to sort. NOTE: Rate stats do not use qualifiers.

GI ---GAMES BY POSITION---

BATTERS	AVG	G	AB	R	H	2B	3B	HR	RBI	TB	BB	IBB	SO	SB	CS	OBP	SLG	OPS	SF	SAC	HBP	DP	1B	2B	3B	SS	OF	C	E
* Arcia, Oswaldo	.309	55	207	22	64	16	3	7	31	107	23	2	45	1	3	.376	.517	.893	3	1	1	3	0	0	0	0	51	0	2
Benson, Joe	.303	8	33	7	10	3	0	1	8	16	5	1	9	4	0	.395	.485	.880	0	0	0	0	0	0	0	0	8	0	0
Goncalves, Jonathan	.232	18	56	7	13	5	0	0	10	18	8	0	15	2	1	.333	.321	.655	1	0	1	1	0	0	0	0	18	0	0
* Gonzales, Michael	.244	72	225	28	55	12	0	6	27	85	30	2	69	0	0	.340	.378	.717	5	1	5	4	63	0	0	0	0	0	7
Hidalgo, Anderson	.228	78	268	33	61	12	1	3	36	84	21	0	50	1	0	.293	.313	.606	3	3	5	7	0	0	62	0	1	0	9
Knudson, Kyle	.256	45	156	22	40	9	0	0	13	49	22	0	37	0	0	.364	.314	.678	1	1	5	5	0	0	1	0	0	34	2
Leer, Andy	.187	83	246	31	46	9	0	3	23	64	34	1	82	4	3	.291	.260	.551	2	3	3	2	27	34	22	0	1	1	6
* Liddle, Steven	.237	22	76	14	18	2	0	1	11	23	10	0	19	1	0	.341	.303	.644	0	0	2	0	22	0	0	0	0	0	1
# Michael, Levi	.238	106	390	51	93	11	4	2	33	118	49	1	77	5	0	.331	.303	.634	6	9	8	9	0	54	0	52	0	0	15
Morales, Angel	.201	102	333	46	67	7	4	6	28	100	37	0	108	7	3	.286	.300	.586	4	3	4	6	0	0	0	0	98	0	5
* Ortiz, Daniel	.242	85	327	45	79	17	5	7	29	127	19	1	61	4	4	.289	.388	.677	1	3	3	7	0	0	0	0	84	0	1
Perez, Jairo	.265	65	238	39	63	13	1	6	30	96	23	1	28	4	2	.350	.403	.754	3	0	10	6	0	8	42	0	3	0	13
Pinto, Josmil	.296	92	345	45	102	22	2	12	50	164	39	0	61	0	0	.362	.475	.838	5	0	0	11	0	0	0	0	0	56	5
Ramirez, Wilkin	.267	4	15	1	4	0	0	0	0	4	1	0	5	0	0	.313	.267	.579	0	0	0	1	0	0	0	0	4	0	0
Rams, Daniel	.229	62	210	33	48	7	2	5	28	74	31	1	87	0	2	.329	.352	.682	1	1	1	5	0	0	0	0	36	1	3
* Ray, Lance	.243	100	345	39	84	20	1	13	65	145	44	0	75	5	1	.328	.420	.749	5	1	2	5	19	0	0	0	68	0	6
Rohlfing, Daniel	.218	45	165	10	36	8	0	1	19	47	17	0	34	0	1	.296	.285	.581	2	1	2	7	4	0	0	0	1	35	0
# Santana, Daniel	.283	109	456	63	129	18	8	6	52	181	27	2	73	16	10	.327	.397	.723	3	3	4	4	0	32	0	73	2	0	24
* Tosoni, Rene	.231	4	13	2	3	1	0	1	2	7	1	0	3	0	0	.286	.538	.824	0	0	0	0	0	0	0	0	4	0	0
Team Total	.247	123	4104	538	1015	192	31	80	495	1509	441	12	938	54	30	.325	.368	.693	45	30	56	83							114

PITCHERS	W	L	ERA	G	GS	CG	SHO	SV	SVO	IP	H	R	ER	HR	HB	BB	IBB	SO	BK	WP	GO/AO	DP	WHIP	AVG	AB	TBF	SF	GF	HLD
Achter, A.J.	2	1	0.95	15	0	0	0	4	6	28.1	19	8	3	0	0	3	0	31	1	5	0.39	0	0.78	.179	106	110	0	9	0
Baker, Scott	0	0	54.00	1	1	0	0	0	0	0.1	2	2	2	0	0	0	0	0	0	0	0.00	0	6.00	.667	3	3	0	0	0
Boer, Madison	6	10	6.52	20	17	0	0	0	0	98.0	134	80	71	13	7	32	0	57	1	6	1.00	7	1.69	.330	406	456	6	1	0
Bowen, Ricky	4	6	2.97	43	0	0	0	5	7	69.2	67	28	23	2	3	27	2	61	0	7	1.18	8	1.35	.259	259	293	3	27	5
Capps, Matt	1	0	0.00	2	1	0	0	0	0	2.0	1	1	0	0	0	0	0	1	0	0	0.50	0	0.50	.143	7	8	1	0	0
* Davis, Tony	2	0	15.19	5	0	0	0	0	2	5.1	10	9	9	1	0	3	0	4	0	1	1.80	0	2.44	.357	28	31	0	2	0
* Dean, Pat	8	8	4.04	25	25	0	0	0	0	140.1	163	69	63	11	5	30	0	69	1	0	0.72	8	1.38	.291	560	600	3	0	0
* Dempster, Clint	0	0	2.35	8	0	0	0	0	0	15.1	15	4	4	1	1	10	0	14	0	0	1.38	1	1.63	.250	60	71	0	4	2
* Fuentes, Nelvin	3	0	3.69	27	0	0	0	0	2	53.2	54	29	22	5	2	15	0	55	1	8	0.63	3	1.29	.262	206	230	4	6	6
Garcia, Jhon	1	5	3.80	11	7	0	0	0	0	42.2	46	23	18	4	3	14	1	28	0	3	0.88	4	1.41	.275	167	187	2	0	2
Gibson, Kyle	0	0	2.57	2	2	0	0	0	0	7.0	6	2	2	1	1	1	0	7	0	0	1.80	0	1.00	.231	26	29	0	0	0
* Gonzalez, Jose	2	4	4.85	25	2	0	0	0	2	52.0	46	32	28	7	8	13	0	51	1	2	0.65	1	1.13	.237	194	220	5	3	2
Hauser, Matthew	4	2	2.88	31	6	0	0	1	2	72.0	60	27	23	2	5	28	0	58	0	4	1.34	5	1.22	.226	265	303	0	13	3
Hermesen, B.J.	1	0	0.78	4	4	0	0	0	0	23.0	16	2	2	1	1	5	0	12	0	0	1.07	3	0.91	.190	84	90	0	0	0
* Ibarra, Edgar	1	3	3.60	18	0	0	0	2	3	45.0	49	28	18	1	6	16	0	41	1	6	1.09	5	1.44	.272	180	206	2	6	1
Leer, Andy	0	0	0.00	1	0	0	0	0	0	1.0	0	0	0	0	0	0	0	0	0	0	0.50	0	0.00	.000	3	3	0	1	0
Munoz, Miquel	2	7	4.91	25	5	0	0	1	2	58.2	67	36	32	7	4	24	0	43	0	2	1.07	5	1.55	.291	230	260	1	5	1
* Nelson, Cole	5	6	6.50	21	12	0	0	2	2	72.0	100	60	52	4	3	44	0	58	0	6	1.31	7	2.00	.326	307	360	4	3	0
* O'Rourke, Ryan	0	0	8.18	6	0	0	0	0	0	11.0	18	11	10	1	1	3	0	8	0	3	0.85	1	1.91	.367	49	54	1	1	1
Pavano, Carl	0	0	1.80	2	2	0	0	0	0	5.0	4	1	1	1	0	0	0	3	0	0	1.40	1	0.80	.211	19	19	0	0	0
Popham, Marty	3	2	5.04	15	12	0	0	0	0	69.2	80	41	39	4	2	29	0	48	0	1	0.55	5	1.56	.293	273	311	5	1	1
Pugh, Bruce	1	3	2.60	17	0	0	0	5	6	27.2	29	15	8	2	1	8	0	24	0	1	0.85	0	1.34	.266	109	123	1	10	1
Salcedo, Adrian	0	1	6.39	8	7	0	0	0	0	25.1	33	24	18	1	1	15	0	14	0	1	1.81	1	1.89	.314	105	122	0	0	1
Sattler, Daniel	0	0	1.80	3	0	0	0	1	1	5.0	3	1	1	0	0	2	0	5	0	1	0.67	0	1.00	.176	17	20	1	3	0
Soliman, Manuel	0	1	5.40	2	2	0	0	0	0	5.0	7	3	3	1	0	5	0	5	0	0	0.50	0	2.40	.333	21	26	0	0	0
Stuifbergen, Tom	5	6	5.22	13	12	0	0	0	0	60.1	87	41	35	3	4	11	0	34	0	0	1.41	6	1.62	.336	259	283	1	0	0
Summers, Matthew	1	3	3.71	6	6	0	0	0	0	26.2	35	14	11	5	0	16	0	15	1	1	0.74	4	1.91	.330	106	127	2	0	0
* Thielbar, Caleb	1	1	0.00	7	0	0	0	1	1	12.1	4	1	0	0	2	2	0	16	0	0	0.75	1	0.49	.100	40	45	0	6	0
Tonkin, Michael	0	1	3.12	18	0	0	0	5	6	26.0	20	11	9	1	2	11	0	36	0	1	1.05	1	1.19	.208	96	110	0	14	1
Waldrop, Kyle	0	0	0.00	4	0	0	0	0	0	4.0	2	0	0	0	0	1	0	5	0	0	0.40	0	0.75	.143	14	15	0	1	2
Watts, Dakota	0	0	0.87	7	0	0	0	1	1	10.1	4	1	1	1	1	2	0	9	0	0	0.82	1	0.58	.121	33	36	0	6	0
Team Total	53	70	4.25	123	123	0	5	28	43	1074.2	1181	604	508	80	63	370	3	812	7	59	1.20	78	1.44	.279	4232	4751	42	122	29

KEY: * - lefthanded hitter/pitcher, # - switch hitter

Choose a highlighted category to sort. NOTE: Rate stats do not use qualifiers.

BATTERS	GI																				--GAMES BY POSITION--									
	AVG	G	AB	R	H	2B	3B	HR	RBI	TB	BB	IBB	SO	SB	CS	OBP	SLG	OPS	SF	SAC	HBP	DP	1B	2B	3B	SS	OF	C	E	
Bryant, Adam	.243	75	296	32	72	10	2	1	32	89	14	0	56	2	5	.279	.301	.580	3	3	2	10	33	11	1	20	0	0	7	
Goncalves, Jonathan	.278	86	306	42	85	16	4	2	31	115	39	0	50	14	9	.370	.376	.746	4	6	8	5	0	0	1	0	78	0	1	
Grimes, Tyler	.200	93	290	44	58	16	3	4	21	92	37	1	88	7	6	.312	.317	.629	2	3	11	3	0	13	1	72	0	0	26	
Knudson, Kyle	.250	18	56	3	14	3	0	1	9	20	6	1	9	0	0	.323	.357	.680	0	2	0	4	0	0	0	0	0	18	1	
Koch, Matthew	.246	80	268	40	66	18	2	8	36	112	32	1	97	1	3	.346	.418	.764	2	6	10	4	1	0	0	0	0	61	11	
Leachman, Drew	.276	92	348	38	96	9	4	3	40	122	38	1	54	8	6	.354	.351	.704	2	1	5	10	15	0	0	0	51	0	4	
* Little, Steven	.283	32	106	16	30	12	1	3	14	53	24	0	24	2	1	.417	.500	.917	1	0	1	2	29	0	0	0	1	0	3	
* Lin, Wang-Wei	.216	91	315	44	68	12	4	2	22	94	42	0	66	8	6	.325	.298	.624	2	6	10	7	0	0	0	0	83	0	7	
* Ortiz, Daniel	.299	22	87	8	26	4	0	2	13	36	4	0	15	3	4	.337	.414	.751	0	2	1	2	0	0	0	0	19	0	1	
Pettersen, Adam	.233	79	270	42	63	10	2	2	26	83	20	0	46	9	1	.289	.307	.596	5	10	3	3	0	37	11	15	10	0	10	
Rhodes, Rory	.189	26	90	12	17	3	0	2	13	26	10	0	27	1	3	.262	.289	.551	3	0	0	1	26	0	0	0	0	0	6	
* Roberts, Nate	.293	64	232	46	68	12	2	4	25	96	37	0	26	23	5	.423	.414	.837	1	3	16	10	0	0	0	0	60	0	3	
Rodriguez, Jairo	.255	57	192	18	49	10	0	2	17	65	16	0	36	0	0	.321	.339	.659	1	5	3	7	0	0	0	0	0	51	7	
* Rosario, Eddie	.296	81	324	51	96	25	3	10	57	157	30	1	54	9	11	.353	.485	.837	5	0	1	10	0	60	0	0	14	0	14	
Sano, Miguel	.264	119	417	71	110	26	4	26	93	222	76	4	137	7	3	.383	.532	.915	6	0	8	9	1	0	116	0	0	0	41	
# Vargas, Kennys	.304	26	92	14	28	5	1	10	27	65	19	3	26	0	0	.429	.707	1.135	0	0	1	3	24	0	1	0	0	0	3	
Wickens, Stephen	.308	35	120	17	37	8	0	1	16	48	17	1	19	5	4	.424	.400	.824	0	3	7	2	0	6	0	22	0	0	7	
# Williams, JaDamion	.227	85	308	52	70	14	2	5	35	103	35	1	103	19	6	.308	.334	.643	2	2	2	1	0	0	0	0	71	0	3	
Team Total	.256	125	4117	590	1053	213	34	88	527	1598	496	14	933	118	73	.345	.388	.734	39	52	89	93							170	

PITCHERS	W	L	ERA	G	GS	CG	SHO	SV	SVO	IP	H	R	ER	HR	HB	BB	IBB	SO	BK	WP	GO/AO	DP	WHIP	AVG	AB	TBF	SF	GF	HLD
Achter, A.J.	3	1	2.48	18	1	0	0	0	2	40.0	33	17	11	5	1	12	1	49	0	5	0.47	0	1.13	.226	146	161	2	2	3
Atherton, Tim	1	0	1.84	21	0	0	0	0	0	44.0	23	11	9	3	0	26	1	55	2	0	0.70	2	1.11	.154	149	177	1	3	3
Baxendale, DJ	0	0	1.59	6	0	0	0	1	1	5.2	5	1	1	0	0	0	0	9	0	0	1.67	0	0.88	.227	22	22	0	6	0
Boer, Madison	2	2	3.58	5	5	0	0	0	0	27.2	26	13	11	1	0	10	0	20	0	1	1.31	2	1.30	.252	103	116	3	0	0
* Carter, Bart	1	1	7.90	20	0	0	0	0	2	27.1	39	27	24	4	1	12	1	35	0	1	1.19	3	1.87	.328	119	133	0	8	3
* Dempster, Clint	2	3	2.21	30	0	0	0	4	6	36.2	30	10	9	3	2	14	3	33	0	0	1.92	5	1.20	.226	133	155	1	23	3
* Evans, Steven	0	0	4.00	4	0	0	0	0	0	9.0	8	4	4	0	1	5	0	12	0	0	1.14	0	1.44	.235	34	41	1	2	0
* Fuentes, Nelvin	0	0	2.45	7	0	0	0	0	0	11.0	8	3	3	0	1	4	1	15	0	3	0.36	0	1.09	.195	41	47	1	1	1
Gallant, Dallas	1	0	2.53	9	0	0	0	1	2	10.2	6	4	3	0	0	8	0	14	0	0	0.70	0	1.31	.167	36	45	1	3	1
* Gruver, Steven	5	8	3.67	26	17	0	0	0	0	103.0	116	57	42	7	6	26	2	61	1	13	1.29	11	1.38	.286	406	449	9	2	0
* Hurlbut, David	5	6	2.82	23	13	0	0	1	1	99.0	95	42	31	4	5	25	0	80	2	7	1.69	10	1.21	.253	376	412	2	5	0
Johnson, Cole	1	1	1.67	12	2	0	0	0	0	27.0	19	6	5	2	1	8	0	35	0	0	0.77	1	1.00	.192	99	110	0	2	2
Jones, Tyler	3	5	5.27	15	13	0	0	0	0	66.2	73	47	39	4	2	32	0	78	0	7	1.29	3	1.58	.274	266	302	1	0	1
Jones, Zachary	0	0	0.93	8	0	0	0	4	4	9.2	4	1	1	1	0	2	0	16	0	1	0.71	0	0.62	.125	32	34	0	8	0
* Kimes, Corey	1	0	4.82	5	0	0	0	0	0	9.1	12	6	5	0	1	4	0	6	0	0	1.86	3	1.71	.333	36	43	1	3	0
* Melotakis, Mason	3	1	3.38	8	0	0	0	1	3	10.2	13	6	4	3	0	4	0	11	0	0	1.30	0	1.59	.289	45	51	1	3	0
* O'Rourke, Ryan	2	5	5.59	29	2	0	0	2	6	56.1	61	38	35	7	0	16	2	56	0	6	0.79	2	1.37	.272	224	244	2	10	2
Pettersen, Adam	0	0	0.00	1	0	0	0	0	0	1.0	0	0	0	0	0	1	0	0	0	0	2.00	0	1.00	.000	3	4	0	1	0
* Rogers, Taylor	1	2	3.80	5	4	0	0	0	0	23.2	27	18	10	5	2	10	0	23	0	2	1.43	3	1.56	.270	100	113	0	0	0
Shibuya, Tim	3	6	5.59	17	15	1	1	0	0	74.0	88	62	46	8	12	15	1	56	0	3	1.93	8	1.39	.281	313	341	1	0	0
Summers, Matthew	9	4	3.55	19	18	1	1	0	0	109.0	103	56	43	9	6	34	0	71	0	13	1.02	8	1.26	.249	414	459	3	0	0
* Tomshaw, Matt	4	3	2.91	17	11	0	0	0	0	68.0	63	30	22	3	1	15	0	49	0	7	1.48	11	1.15	.251	251	272	4	0	1
Tonkin, Michael	3	0	1.38	22	0	0	0	6	9	39.0	29	8	6	1	1	9	1	53	0	5	1.82	2	0.97	.206	141	154	2	7	2
* Wheeler, Jason	13	6	3.53	24	24	0	0	0	0	137.2	149	67	54	10	6	39	0	101	0	6	1.42	10	1.37	.281	530	589	6	0	0
* Williams, Corey	4	4	3.90	43	0	0	0	16	17	55.1	52	29	24	5	4	31	3	59	1	4	1.86	5	1.50	.246	211	249	0	34	1
Team Total	67	58	3.61	125	125	2	8	36	53	1101.1	1082	563	442	85	53	362	16	997	6	84	1.63	89	1.31	.256	4230	4723	42	123	23

KEY: * - lefthanded hitter/pitcher, # - switch hitter

Choose a highlighted category to sort. NOTE: Rate stats do not use qualifiers.

		GI ---GAMES BY POSITION---																												
BATTERS	AVG	G	AB	R	H	2B	3B	HR	RBI	TB	BB	IBB	SO	SB	CS	OBP	SLG	OPS	SF	SAC	HBP	DP	1B	2B	3B	SS	OF	C	E	
Altobelli, Bo	.208	13	48	6	10	2	0	0	5	12	3	0	10	0	0	.255	.250	.505	0	2	0	2	0	0	0	0	0	13	1	
Arias, Jhonatan	.315	27	92	14	29	6	0	1	10	38	7	0	13	0	1	.356	.413	.769	2	0	0	5	0	0	0	0	0	24	3	
Buxton, Byron	.179	11	39	6	7	3	0	0	3	10	2	0	8	1	0	.238	.256	.495	0	0	1	0	0	0	0	0	10	0	0	
# Cross, Kelly	.000	3	9	1	0	0	0	0	1	0	2	0	3	0	0	.182	.000	.182	0	0	0	1	0	0	0	0	0	3	0	
# Goodrum, Niko	.249	50	193	35	48	11	6	3	35	80	35	1	46	6	2	.362	.415	.777	3	0	1	2	0	0	5	43	0	0	16	
Harrison, Travis	.306	51	186	34	57	11	4	3	22	85	20	0	43	3	0	.389	.457	.846	3	0	7	2	0	0	50	0	0	0	21	
Hendricks, Joshua	.247	25	93	9	23	9	0	1	13	35	9	0	33	0	0	.311	.376	.687	1	0	0	3	17	0	0	0	0	0	1	
* Hicks, D.J.	.269	24	93	18	25	5	0	3	18	39	16	0	31	1	0	.387	.419	.807	0	0	2	2	17	0	0	0	0	0	2	
* Jimenez, Romy	.370	29	100	26	37	10	1	6	33	67	15	0	18	0	1	.448	.670	1.118	1	0	0	4	0	0	0	0	29	0	1	
* Kepler, Max	.290	50	193	35	56	12	4	8	42	100	25	0	28	6	0	.392	.518	.910	1	0	8	5	0	0	0	0	43	0	1	
* Mention, Kelvin	.167	16	54	11	9	2	0	1	7	14	5	0	14	1	0	.274	.259	.533	0	1	3	1	0	0	0	0	15	0	0	
# Pimentel, Candido	.337	47	187	38	63	9	3	1	20	81	18	0	34	14	7	.398	.433	.831	0	4	1	1	0	20	0	0	20	0	4	
# Polanco, Jorge	.313	43	147	31	46	14	1	4	21	74	16	0	23	5	2	.385	.503	.888	3	2	3	1	0	30	0	11	1	0	6	
Quesada, Michael	.234	18	64	13	15	5	0	0	10	20	8	0	16	0	0	.329	.313	.641	0	0	1	1	0	0	0	0	0	0	17	1
Rhodes, Rory	.275	40	153	27	42	8	2	5	25	69	16	0	41	1	1	.349	.451	.800	1	0	2	2	22	0	0	0	4	0	1	
Walker II, Adam	.256	50	199	42	51	6	3	14	42	105	16	0	65	3	0	.315	.528	.842	0	0	1	4	0	0	0	0	45	0	3	
Wickens, Stephen	.424	10	33	8	14	2	2	0	4	20	5	0	6	1	1	.500	.606	1.106	1	0	1	1	0	6	0	2	1	0	0	
Team Total	.283	55	1883	354	532	115	26	50	311	849	218	1	432	42	15	.364	.451	.814	16	9	31	37							69	
PITCHERS	W	L	ERA	G	GS	CG	SHO	SV	SVO	IP	H	R	ER	HR	HB	BB	IBB	SO	BK	WP	GO/AO	DP	WHIP	AVG	AB	TBF	SF	GF	HLD	
Arevalo, Ricardo	1	2	5.08	11	10	0	0	0	0	39.0	36	26	22	4	0	23	0	46	0	10	0.97	2	1.51	.238	151	176	2	1	0	
Bard, Luke	0	0	0.00	4	0	0	0	1	1	3.0	2	0	0	0	0	2	0	4	0	0	3.00	0	1.33	.200	10	12	0	2	1	
Baxendale, DJ	0	0	0.00	6	0	0	0	0	0	7.2	1	0	0	0	0	1	0	16	0	1	0.40	0	0.26	.042	24	25	0	2	1	
Berrios, Jose	1	0	0.00	2	2	0	0	0	0	9.0	3	0	0	0	1	1	0	16	0	1	1.75	0	0.44	.100	30	32	0	0	0	
Boyd, Hudson	2	5	2.39	11	11	0	0	0	0	49.0	50	25	13	5	5	17	0	32	0	3	1.29	6	1.37	.254	197	221	1	0	0	
Burris, Joshua	6	0	1.48	15	0	0	0	0	0	30.1	19	8	5	1	1	20	0	33	0	0	1.55	3	1.29	.179	106	129	0	2	0	
Chargois, J.T.	0	0	2.03	10	0	0	0	3	3	13.1	9	4	3	0	0	4	0	17	0	0	6.00	1	0.98	.196	46	51	0	6	2	
Duffey, Tyler	2	0	2.13	9	0	0	0	2	2	12.2	6	3	3	1	0	2	0	17	0	1	0.40	0	0.63	.136	44	46	0	5	1	
* Evans, Steven	0	0	5.40	6	0	0	0	0	0	10.0	13	6	6	0	1	5	1	12	0	2	2.80	0	1.80	.295	44	50	0	1	0	
* Ferreira, Andrew	1	0	1.04	7	0	0	0	0	0	8.2	7	1	1	0	1	4	0	12	0	1	0.71	0	1.27	.226	31	36	0	1	3	
Gallant, Dallas	0	0	0.00	5	0	0	0	1	1	6.0	3	0	0	0	0	0	0	8	0	0	1.50	0	0.50	.143	21	21	0	5	0	
Herr, Tyler	3	0	3.20	18	0	0	0	1	1	25.1	23	9	9	2	2	7	0	22	1	2	2.62	5	1.18	.258	89	101	2	7	1	
Huber, Travis	1	0	10.80	6	0	0	0	1	1	8.1	14	10	10	1	0	4	0	8	0	0	1.43	0	2.16	.359	39	43	0	1	1	
Jones, Zachary	0	0	0.00	6	0	0	0	0	0	6.0	2	0	0	0	0	4	0	9	0	2	1.25	0	1.00	.100	20	24	0	4	0	
* Kimes, Corey	3	0	2.51	8	6	0	0	0	0	28.2	25	9	8	2	0	8	0	18	0	0	1.65	3	1.15	.225	111	120	1	0	0	
* Lee, Brett	4	0	2.12	14	2	0	0	0	1	34.0	29	10	8	2	0	8	1	38	0	3	1.74	3	1.09	.230	126	138	3	1	2	
Mata, Angel	4	2	2.81	11	11	0	0	0	0	48.0	28	18	15	5	2	27	0	51	2	6	1.44	6	1.15	.170	165	196	0	0	0	
Mazza, Chris	2	0	2.53	6	0	0	0	0	0	10.2	8	4	3	1	1	0	0	9	0	0	1.09	0	0.75	.205	39	41	1	1	1	
* Melotakis, Mason	1	1	1.35	7	0	0	0	0	1	6.2	2	2	1	0	0	2	0	10	0	0	1.00	0	0.60	.091	22	24	0	5	0	
Merck, Kaleb	2	1	5.82	13	0	0	0	2	2	17.0	20	11	11	2	1	5	0	21	0	1	2.11	3	1.47	.290	69	75	0	6	2	
* Nunez, Luis	0	1	5.63	11	0	0	0	0	0	16.0	11	12	10	1	2	11	0	16	0	0	2.78	0	1.38	.186	59	74	0	2	1	
Powell, Christian	1	0	5.74	10	0	0	0	1	1	15.2	18	11	10	0	1	7	0	20	0	1	1.17	1	1.60	.290	62	72	0	3	1	
* Robb, Hein	2	4	3.72	12	7	0	0	0	0	36.1	40	22	15	3	4	13	0	35	0	4	1.92	2	1.46	.276	145	165	3	0	1	
* Rogers, Taylor	2	1	1.80	6	6	0	0	0	0	30.0	20	7	6	2	3	5	0	39	0	0	1.58	1	0.83	.187	107	116	1	0	0	
Team Total	38	17	3.02	55	55	0	9	12	14	471.1	389	198	158	32	25	180	2	509	3	38	1.97	36	1.21	.221	1757	1988	14	55	18	

KEY: * - lefthanded hitter/pitcher, # - switch hitter

Choose a highlighted category to sort. NOTE: Rate stats do not use qualifiers.

		GI ---GAMES BY POSITION---																													
BATTERS		AVG	G	AB	R	H	2B	3B	HR	RBI	TB	BB	IBB	SO	SB	CS	OBP	SLG	OPS	SF	SAC	HBP	DP	1B	2B	3B	SS	OF	C	E	
Benson, Joe		.375	3	8	1	3	1	0	0	0	4	1	0	2	1	1	.444	.500	.944	0	0	0	0	0	0	0	0	0	1	0	0
Buxton, Byron		.216	27	88	17	19	4	3	4	14	41	11	0	26	4	3	.324	.466	.789	0	0	3	0	0	0	0	0	22	0	2	
Compton, Brian		.130	7	23	2	3	1	0	0	1	4	0	0	3	0	0	.130	.174	.304	0	1	0	0	0	0	0	0	0	6	0	
# Cross, Kelly		.197	23	76	7	15	1	0	1	4	19	5	0	26	0	0	.244	.250	.494	1	0	0	1	0	0	0	0	0	21	4	
# Fernandez, Jorge		.291	26	86	8	25	2	0	0	10	27	3	0	22	1	0	.319	.314	.633	1	1	1	2	3	0	0	0	0	21	3	
Haar, Bryan		.235	39	132	12	31	7	1	1	13	43	13	0	31	3	3	.309	.326	.634	2	0	2	6	35	0	0	0	0	0	4	
Hurt, Will		.141	26	78	5	11	0	0	0	3	11	7	0	23	1	2	.221	.141	.362	0	1	1	2	0	5	0	17	0	0	4	
Larson, Zach		.270	14	37	4	10	1	1	0	2	13	3	0	9	3	0	.341	.351	.693	0	1	1	2	0	0	0	0	13	0	0	
Licon, Joel		.254	44	142	16	36	7	2	0	16	47	17	0	33	5	2	.352	.331	.683	1	2	5	4	0	10	17	2	10	0	7	
# Meija, Aderlin		.336	42	149	22	50	10	0	0	17	60	12	0	12	11	7	.382	.403	.785	3	3	1	2	5	2	18	18	0	0	5	
Murphy, John		.204	47	152	27	31	8	1	0	17	41	15	0	34	13	6	.285	.270	.555	2	1	3	3	0	0	0	0	43	0	1	
Ortiz, Kelvin		.231	39	108	17	25	6	2	2	8	41	13	0	35	7	2	.349	.380	.728	1	1	7	2	0	0	0	0	35	0	0	
Pimentel, Javier		.207	34	116	10	24	7	0	1	13	34	2	0	33	1	0	.231	.293	.525	1	0	2	2	11	0	16	0	3	0	4	
# Pineda, Jeremias		.231	10	39	4	9	0	0	0	1	9	3	0	9	4	2	.286	.231	.516	0	0	0	1	0	0	0	0	10	0	1	
T # Pineda, Jeremias		.378	46	172	24	65	9	3	0	23	80	8	0	31	18	9	.410	.465	.875	1	1	2	3	0	0	0	0	43	0	3	
# Ramirez, Jose		.244	44	127	16	31	2	1	0	13	35	10	0	28	3	5	.310	.276	.585	2	4	3	4	0	27	6	10	1	0	5	
Rodriguez, Dereck		.307	24	75	11	23	6	0	2	9	35	11	0	22	5	2	.409	.467	.876	0	0	2	1	0	0	0	0	22	0	1	
* Rosario, Eddie		.368	5	19	2	7	3	0	1	4	13	1	0	2	0	0	.400	.684	1.084	0	0	0	0	0	4	0	0	1	0	0	
Santy, Bryan		.300	17	50	7	15	4	0	0	7	19	8	0	9	1	3	.419	.380	.799	1	1	3	0	0	0	0	0	0	9	2	
* Tosoni, Rene		.316	5	19	4	6	4	0	0	5	10	1	0	2	1	0	.350	.526	.876	0	0	0	0	1	0	0	0	4	0	0	
# Wade, Logan		.264	35	110	12	29	6	4	1	10	46	12	0	26	2	1	.336	.418	.754	0	2	0	8	3	10	0	10	5	0	7	
Younis, Jacob		.152	11	33	4	5	0	0	0	2	5	2	0	6	0	1	.243	.152	.395	0	0	2	1	0	3	0	0	6	0	0	
Team Total		.245	54	1667	208	408	80	15	13	169	557	150	0	393	66	40	.318	.334	.652	15	18	36	41							62	
PITCHERS		W	L	ERA	G	GS	CG	SHO	SV	SVO	IP	H	R	ER	HR	HB	BB	IBB	SO	BK	WP	GO/AO	DP	WHIP	AVG	AB	TBF	SF	GF	HLD	
* Albers, Andrew		1	0	1.93	2	1	0	0	0	0	4.2	4	1	1	0	0	3	0	3	0	0	2.67	0	1.50	.222	18	21	0	0	0	
Bard, Luke		0	0	6.75	3	1	0	0	0	0	4.0	3	3	3	0	1	5	0	3	0	0	1.33	1	2.00	.231	13	19	0	0	0	
Berrios, Jose		1	0	1.08	8	1	0	0	4	4	16.2	7	2	2	0	0	3	0	27	0	0	0.79	0	0.60	.121	58	62	1	4	0	
Bromberg, David		0	0	18.00	2	1	0	0	0	0	2.0	6	5	4	0	1	1	0	3	0	0	2.00	0	3.50	.500	12	14	0	0	0	
Chen, Hung Yi		2	3	3.21	15	0	0	0	0	0	28.0	23	10	10	2	1	5	0	26	0	3	0.72	1	1.00	.223	103	110	0	6	4	
De La Cruz, Melciades		1	4	2.39	16	0	0	0	5	7	26.1	19	13	7	0	5	13	0	29	0	5	1.55	2	1.22	.196	97	117	0	12	2	
Gibbons, Sam		3	1	2.59	9	6	0	0	0	0	31.1	27	10	9	1	4	7	0	21	0	4	0.81	4	1.09	.241	112	124	0	0	0	
Gibson, Kyle		0	0	2.45	9	7	0	0	0	0	14.2	9	4	4	1	0	4	0	16	0	1	3.33	2	0.89	.176	51	55	0	0	0	
Goldsmith, Carson		0	0	6.75	3	0	0	0	0	0	4.0	3	4	3	0	0	5	0	5	0	2	1.00	0	2.00	.231	13	19	1	1	0	
Higginbotham, Trent		1	2	7.71	14	0	0	0	2	4	23.1	24	21	20	0	3	19	1	15	0	3	1.13	2	1.84	.282	85	110	1	6	1	
Jorge, Felix		0	2	1.82	10	6	0	0	0	0	29.2	24	8	6	0	2	10	0	30	1	3	0.94	0	1.15	.207	116	128	0	2	1	
Landa, Yorman		0	3	2.86	9	4	0	0	0	1	28.1	19	11	9	0	1	20	0	21	0	7	2.73	5	1.38	.202	94	117	0	1	0	
Lo, Kuo Hua		1	0	1.42	9	5	0	0	0	0	31.2	21	6	5	0	4	0	27	1	4	0.94	1	0.79	.184	114	118	0	1	0		
* Malinowski, Austin		3	2	2.43	10	6	0	0	0	0	29.2	34	13	8	0	1	10	0	29	1	2	1.32	2	1.48	.286	119	132	1	0	0	
* Martinez, Andre		2	1	6.30	5	2	0	0	0	0	10.0	9	8	7	0	0	8	0	6	0	0	0.71	0	1.70	.243	37	47	1	0	0	
Mazza, Chris		2	1	0.60	9	0	0	0	1	2	15.0	12	4	1	0	0	1	0	13	0	0	2.30	1	0.87	.214	56	59	1	3	2	
* Montanez, Josue		1	0	0.46	6	4	0	0	0	0	19.2	10	5	1	0	0	7	0	24	0	1	1.25	2	0.86	.147	68	77	0	0	0	
Muren, Alexander		3	2	1.59	13	0	0	0	3	5	22.2	12	5	4	0	0	9	0	11	0	0	1.39	1	0.93	.154	78	87	0	6	1	
Ramirez, Gerardo		4	1	6.62	12	0	0	0	0	0	17.2	24	13	13	0	2	10	0	13	0	3	1.64	2	1.92	.343	70	86	3	2	2	
* Rosario, Randy		1	1	2.01	9	6	0	0	0	0	31.1	18	12	7	0	4	19	0	33	0	3	3.21	3	1.18	.167	108	133	1	0	1	
Salcedo, Adrian		0	1	3.38	3	2	0	0	0	0	5.1	7	6	2	0	0	1	0	4	0	0	2.25	1	1.50	.292	24	25	0	0	0	
Sanudo, Gonzalo		2	0	2.03	13	1	0	0	3	3	31.0	28	7	7	0	0	1	0	29	0	2	1.76	2	0.94	.243	115	116	0	6	2	
Slama, Anthony		0	0	3.38	2	0	0	0	0	0	2.2	2	1	1	0	0	1	0	3	0	0	1.00	0	1.13	.222	9	10	0	0	0	
Solbach, Markus		2	1	5.82	11	0	0	0	0	0	17.0	27	15	11	2	2	1	0	14	0	1	1.06	1	1.65	.370	73	79	2	4	1	
* Tomshaw, Matt		0	0	0.00	2	0	0	0	0	0	3.0	2	0	0	0	0	0	0	1	0	0	0.33	0	0.67	.182	11	11	0	0	0	
Wimmers, Alex		0	1	40.50	1	1	0	0	0	0	0.2	4	3	3	0	0	1	0	0	0	1	0.00	0	7.50	.800	5	6	0	0	0	
Team Total		28	26	2.96	54	54	0	4	18	26	450.1	378	190	148	6	27	168	1	406	3	45	1.77	33	1.21	.228	1659	1882	12	54	17	

KEY: * - lefthanded hitter/pitcher, # - switch hitter

Choose a highlighted category to sort. NOTE: Rate stats do not use qualifiers.

GI ---GAMES BY POSITION---

BATTERS	AVG	G	AB	R	H	2B	3B	HR	RBI	TB	BB	IBB	SO	SB	CS	OBP	SLG	OPS	SF	SAC	HBP	DP	1B	2B	3B	SS	OF	C	E
* Amarante, Junior	.179	36	106	15	19	2	1	0	4	23	8	0	33	3	1	.263	.217	.480	0	1	4	1	0	0	0	0	33	0	4
# Andrade, Jorge	.255	34	94	17	24	3	0	2	20	33	11	0	16	4	3	.352	.351	.703	0	3	3	0	0	22	1	3	1	0	12
# Arias, Victor	.175	34	103	13	18	4	1	0	10	24	5	0	27	6	4	.232	.233	.465	1	2	3	1	19	2	9	2	2	1	6
Baez, Dubal	.260	34	104	19	27	4	0	0	9	31	14	0	19	5	3	.371	.298	.669	1	2	5	0	0	4	2	2	18	0	4
Boni, Junior	.208	31	96	11	20	5	1	0	10	27	18	0	19	6	2	.345	.281	.626	0	1	2	2	0	0	0	0	7	0	0
Ciprian, Ernesto	.270	49	163	20	44	5	4	2	21	63	25	2	39	6	4	.370	.387	.756	2	0	2	3	1	0	0	0	47	0	4
# Concepcion, Eddy	.243	39	140	20	34	6	2	2	19	50	18	0	26	4	4	.327	.357	.684	1	0	0	6	12	0	0	0	0	20	2
# Gonzalez, Luis	.151	42	152	19	23	1	0	2	15	30	17	1	30	4	4	.244	.197	.442	1	1	2	2	14	0	0	0	0	22	8
Martinez, Carlos	.157	44	140	12	22	6	0	0	16	28	14	0	42	2	6	.253	.200	.453	3	1	5	3	4	0	39	0	0	0	17
* Mateo, Francis	.217	40	138	16	30	7	0	3	15	46	11	0	51	1	2	.289	.333	.623	0	1	3	3	1	0	0	0	33	0	4
* Pacheco, Adonis	.325	57	197	35	64	9	12	3	32	106	26	1	36	12	5	.408	.538	.946	2	1	3	5	8	0	0	0	48	0	4
Polanco, Joel	.258	37	128	23	33	15	1	0	16	50	17	0	24	6	2	.373	.391	.763	1	1	7	0	10	0	0	0	1	26	4
# Silva, Jhon	.243	14	37	9	9	1	0	0	5	10	9	0	9	2	3	.404	.270	.675	0	0	1	0	0	0	0	0	14	0	0
Valera, Rafael P	.246	35	114	22	28	1	1	0	12	31	20	0	25	7	4	.370	.272	.641	1	0	3	0	2	11	9	3	11	0	11
# Vielma, Engelb	.268	44	157	24	42	4	3	0	19	52	18	1	27	16	5	.354	.331	.685	2	0	4	2	0	6	0	35	0	0	18
# Ynfante, Gabriel A.	.233	42	116	17	27	1	1	0	12	30	22	0	37	5	1	.379	.259	.638	1	4	6	1	5	17	12	7	0	0	8
# Ynoioso, Jonatan	.183	40	126	23	23	6	2	0	5	33	16	0	32	8	4	.285	.262	.547	0	1	2	2	0	16	0	21	6	0	10
Team Total	.231	65	2111	315	487	80	29	14	240	667	269	5	492	97	57	.331	.316	.647	16	19	55	31							140

PITCHERS	W	L	ERA	G	GS	CG	SHO	SV	SVO	IP	H	R	ER	HR	HB	BB	IBB	SO	BK	WP	GO/AO	DP	WHIP	AVG	AB	TBF	SF	GF	HLD
Abreu, Jose	1	2	2.25	14	7	0	0	1	1	40.0	35	17	10	1	4	9	0	23	0	1	1.58	5	1.10	.236	148	164	0	1	1
Arias, Pedro	0	1	10.13	5	0	0	0	0	0	5.1	7	9	6	0	1	8	0	6	0	2	0.50	0	2.81	.333	21	31	1	1	1
Defrank, Damian	0	4	3.06	13	13	0	0	0	0	50.0	50	23	17	0	5	13	0	27	1	4	1.47	6	1.26	.272	184	206	2	0	0
Florentino, Yeison	0	0	4.50	4	0	0	0	1	1	6.0	10	6	3	0	0	0	0	4	0	0	0.70	0	1.67	.323	31	31	0	1	1
Gonzalez, Miquel	1	4	2.01	12	12	0	0	0	0	44.2	36	25	10	1	2	20	0	35	1	2	0.63	0	1.25	.211	171	197	3	0	0
* Jimenez, Jadison	8	2	3.38	19	0	0	0	1	2	34.2	28	15	13	1	0	19	0	20	0	3	1.85	3	1.36	.228	123	144	1	5	1
Jimenez, Jose	0	3	6.17	13	4	0	0	0	0	23.1	28	20	16	1	5	19	1	18	1	9	1.61	1	2.01	.304	92	117	1	2	0
Martinez, Edgar	3	0	5.40	19	1	0	0	4	5	31.2	48	21	19	1	1	7	1	27	1	2	1.74	2	1.74	.369	130	146	3	11	0
Perez, Sebastian	0	1	6.87	12	0	0	0	0	0	18.1	22	21	14	1	3	11	0	7	0	1	1.56	0	1.80	.306	72	89	2	1	1
Ramirez, Jose	1	0	5.16	14	0	0	0	1	2	22.2	29	22	13	2	2	11	0	20	0	3	0.74	1	1.76	.305	95	109	1	6	0
Ramirez, Jose	0	0	0.00	2	0	0	0	0	0	3.0	1	2	0	0	0	2	0	2	0	0	0.33	0	1.00	.091	11	13	0	1	0
Reyes, Reudis	0	5	6.19	21	0	0	0	0	0	36.1	42	33	25	0	4	17	0	12	0	12	1.61	2	1.62	.296	142	169	2	7	1
Romero, Fernando	1	3	3.34	13	5	0	0	0	1	29.2	22	14	11	0	2	11	0	27	0	6	2.44	0	1.11	.202	109	124	1	0	0
Silva, Argenis	4	0	4.17	20	0	0	0	1	2	36.2	31	19	17	1	2	29	0	29	0	9	1.38	1	1.64	.223	139	172	1	5	2
Silva, Jhon	0	0	2.25	4	0	0	0	0	0	4.0	4	1	1	0	0	2	0	3	0	0	0.33	0	1.50	.286	14	17	1	1	1
Subero, Junior	5	3	1.53	11	11	1	0	0	0	59.0	47	14	10	1	2	8	0	49	0	7	0.84	1	0.93	.218	216	231	2	0	0
Vargas, Javier	2	4	2.18	14	9	0	0	1	1	45.1	38	19	11	0	6	12	0	26	1	5	1.30	2	1.10	.224	170	190	0	2	0
Villasana, Elias	1	1	7.65	22	2	0	0	1	1	37.2	41	35	32	0	1	32	1	33	0	12	1.22	0	1.94	.277	148	187	3	10	1
Zarzuella, Ezequiel	2	0	0.00	4	0	0	0	0	0	6.1	3	0	0	0	0	0	0	5	0	0	0.27	0	0.47	.136	22	22	0	2	0
* Zoquiuel, Reyson	0	3	6.83	21	1	0	0	4	5	29.0	32	24	22	1	2	32	0	33	0	12	3.33	1	2.21	.281	114	151	1	8	1
Team Total	29	36	3.96	65	65	1	1	15	21	563.2	554	340	248	11	42	262	3	406	5	90	1.71	25	1.45	.257	2152	2510	25	64	11

KEY: * - lefthanded hitter/pitcher, # - switch hitter

International League Standings
(As of 08/19/2012 10:17 PM EDT)

International League North

	W	L	PCT	GB	Home	Away	Div	Streak	Last10
Scranton/Wilkes-Barre Yankees	74	56	.569	-	38-28	36-28	37-29	W4	7-3
Pawtucket Red Sox	70	60	.538	4.0	38-28	32-32	41-33	W1	4-6
Lehigh Valley IronPigs	69	61	.531	5.0	42-21	27-40	37-31	L1	5-5
Rochester Red Wings	65	64	.504	8.5	37-29	28-35	25-40	L3	5-5
Syracuse Chiefs	63	67	.485	11.0	38-32	25-35	33-43	W1	5-5
Buffalo Bisons	62	67	.481	11.5	30-33	32-34	34-31	L1	4-6

International League South

	W	L	PCT	GB	Home	Away	Div	Streak	Last10
Charlotte Knights	76	54	.585	-	39-23	37-31	33-25	L1	8-2
Norfolk Tides	66	64	.508	10.0	38-29	28-35	23-27	W1	5-5
Durham Bulls	59	71	.454	17.0	33-30	26-41	21-29	L4	2-8
Gwinnett Braves	59	71	.454	17.0	34-30	25-41	31-27	W2	6-4

International League West

	W	L	PCT	GB	Home	Away	Div	Streak	Last10
Indianapolis Indians	76	53	.589	-	41-23	35-30	31-20	L1	5-5
Columbus Clippers	66	63	.512	10.0	37-28	29-35	25-24	L2	3-7
Toledo Mud Hens	53	77	.408	23.5	25-39	28-38	28-24	W1	7-3
Louisville Bats	50	80	.385	26.5	29-36	21-44	17-33	W2	3-7

RESULTS FOR 08/19/2012

Pawtucket 4, Buffalo 1

Final (3:11) W-Buckner, Billy (6 - 6) L-Familia, Jeurys (8 - 8) SV-Beato, Pedro (1)
Lutz (BUF), 2-for-4, R, HR, RBI ...Beato (PAW) Sv, 2.0 IP, H, 3 SO ...Buckner (PAW), W, 6.0 IP, 3 H, ER, 3 SO

Louisville 9, Columbus 8

Final (3:01) W-Gallagher, Sean (10 - 9) L-Gomez, Jeanmar (6 - 4) SV-Hoover, J.J. (13)
Phipps (LOU), 3-for-3, 2 R, 2 HR, 6 RBI ...Canzler (COL), 2-for-5, 2 R, 2B, HR, 2 RBI

Syracuse 5, Indianapolis 3

Final (2:51) W-Pucetas, Kevin (1 - 0) L-Reyes, Jo-Jo (5 - 2) SV-Garcia, Christian (11)
Carroll (SYR), 1-for-3, R, HR, 3 RBI ...McPherson, D (IND), 2-for-4, R, HR, RBI

Gwinnett 13, Durham 10 (11)

Final (4:44) W-Hughes, Dusty (2 - 2) L-Lueke, Josh (2 - 5) SV-Gearrin, Cory (9)
Kroeger (GWN), 3-for-5, 2 R, 2B, HR, 2 RBI ...Ryal (GWN), 4-for-6, 2 R, 2B, 2 RBI, SB

Toledo 9, Lehigh Valley 4

Final (3:41) W-Wilk, Adam (6 - 11) L-Brummett, Tyson (3 - 4)
Ciriaco (TOL), 2-for-5, R, 4 RBI, SB ...Wilk (TOL), W, 5.0 IP, H, 4 SO

Scranton/WB 6, Rochester 0

Final (2:54) W-Maine, John (6 - 5) L-Manship, Jeff (6 - 3)
Joseph, C (SWB), 3-for-3, 4 RBI ...Ramirez, W (ROC), 4-for-4, SB

Norfolk 5, Charlotte 4

Final (2:32) W-Phillips, Zach (2 - 2) L-Heath, Deunte (4 - 3)
Flaherty (NOR), 4-for-4, 2 R, HR, RBI ...Hoes (NOR), 2-for-4, R, HR, 3 RBI

Eastern League Standings
(As of 08/19/2012 08:26 PM EDT)

Eastern League Eastern

	W	L	PCT	GB	Home	Away	Div	Streak	Last10
Trenton Thunder	73	54	.575	-	36-28	37-26	43-31	W1	3-7
New Britain Rock Cats	68	59	.535	5.0	33-31	35-28	40-34	L1	5-5
Reading Phillies	67	60	.528	6.0	36-27	31-33	36-27	L1	4-6
Binghamton Mets	61	66	.480	12.0	29-34	32-32	32-31	W1	5-5
Portland Sea Dogs	60	66	.476	12.5	37-26	23-40	40-51	W1	6-4
New Hampshire Fisher Cats	53	74	.417	20.0	24-39	29-35	36-53	W4	7-3

Eastern League Western

	W	L	PCT	GB	Home	Away	Div	Streak	Last10
Akron Aeros	75	51	.595	-	45-23	30-28	47-29	W1	6-4
Bowie Baysox	68	59	.535	7.5	31-32	37-27	39-44	L1	8-2
Richmond Flying Squirrels	64	63	.504	11.5	33-27	31-36	38-34	L1	5-5
Altoona Curve	59	67	.468	16.0	38-24	21-43	36-43	L6	4-6
Harrisburg Senators	59	68	.465	16.5	25-39	34-29	33-33	W3	4-6
Erie SeaWolves	53	73	.421	22.0	29-34	24-39	33-43	L7	3-7

RESULTS FOR 08/19/2012

Portland 7, New Britain 4

Final (2:45) W-Workman, Brandon (2 - 0) L-Darnell, Logan (9 - 11) SV-Huntzinger, Brock (6)
Smith, M (POR), 1-for-4, R , HR , 3 RBI ...Tosoni (NBR), 2-for-4, R , HR , RBI

Akron 10, Reading 4

Final (3:27) W-Haley, Trey (3 - 0) L-Rodriguez, Julio (6 - 7)
Asche (REA), 2-for-3, R , HR , RBI ...Ruf (REA), 1-for-3, R , HR , 2 RBI

Binghamton 5, Richmond 2

Final (2:29) W-Germen, Gonzalez (7 - 10) L-Kickham, Michael (10 - 10) SV-Carpenter, Andrew (1)
Campbell, E (BIN), 2-for-4, R , 2 2B , RBI ...Dykstra (BIN), 2-for-4, 2 R , RBI

Harrisburg 8, Erie 6

Final (2:57) W-Broderick, Brian (2 - 0) L-Wesson, Jared (7 - 9) SV-Zinicola, Zech (3)
Plagman (ERI), 4-for-5, 3 R , 2B , 2 HR , 4 RBI ...Bynum (HAR), 2-for-4, 2 R , 2B , HR , 3 RBI

New Hampshire 4, Altoona 2

Final (2:49) W-Uviedo, Ronald (5 - 2) L-Colla, Mike (4 - 6) SV-Dyson, Sam (8)
Clemens, K (NH), 2-for-2, 2 R , 2B , HR , 2 RBI ...Uviedo (NH), W, 1.1 IP , 2 H , 3 SO

Trenton 4, Bowie 3

Final (2:57) W-Montgomery, Mark (2 - 1) L-Belfiore, Michael (4 - 1)
Montgomery (TRN), W, 2.0 IP , H , 5 SO ...Wheeler (BOW), 1-for-4, R , HR , RBI

Florida State League Standings
(As of 08/19/2012 08:45 PM EDT)

SECOND HALF STANDINGS

Florida State League North

	W	L	PCT	GB	Home	Away	Div	Streak	Last10
Tampa Yankees	31	23	.574	-	19-9	12-14	17-14	W2	5-5
Lakeland Flying Tigers	30	25	.545	1.5	18-9	12-16	18-15	W2	6-4
Dunedin Blue Jays	29	25	.537	2.0	15-9	14-16	17-14	L2	7-3
Clearwater Threshers	29	26	.527	2.5	17-14	12-12	16-17	W1	6-4
Brevard County Manatees	29	27	.518	3.0	16-11	13-16	17-16	L1	4-6
Daytona Cubs	23	29	.442	7.0	11-14	12-15	10-19	L3	3-7

Florida State League South

	W	L	PCT	GB	Home	Away	Div	Streak	Last10
Jupiter Hammerheads	29	25	.537	-	16-9	13-16	20-13	W2	7-3
Bradenton Marauders	28	27	.509	1.5	15-13	13-14	17-16	L2	5-5
St. Lucie Mets	28	27	.509	1.5	16-12	12-15	19-13	L3	6-4
Fort Myers Miracle	25	31	.446	5.0	15-11	10-20	15-17	L1	4-6
Palm Beach Cardinals	25	32	.439	5.5	12-19	13-13	14-19	W1	2-8
Charlotte Stone Crabs	23	32	.418	6.5	16-13	7-19	13-20	W3	6-4

OVERALL STANDINGS

Florida State League North

	W	L	PCT	GB	Home	Away	Div	Streak	Last10
Dunedin Blue Jays	71	50	.587	-	39-20	32-30	47-29	L2	7-3
Lakeland Flying Tigers	66	54	.550	4.5	35-21	31-33	43-32	W2	6-4
Clearwater Threshers	65	56	.537	6.0	37-27	28-29	39-37	W1	6-4
Tampa Yankees	61	60	.504	10.0	32-29	29-31	38-39	W2	5-5
Brevard County Manatees	58	66	.468	14.5	35-28	23-38	34-44	L1	4-6
Daytona Cubs	53	67	.442	17.5	29-29	24-38	27-47	L3	3-7

Florida State League South

	W	L	PCT	GB	Home	Away	Div	Streak	Last10
St. Lucie Mets	77	46	.626	-	41-19	36-27	52-25	L3	6-4
Jupiter Hammerheads	65	59	.524	12.5	37-25	28-34	46-33	W2	7-3
Bradenton Marauders	57	68	.456	21.0	33-31	24-37	35-44	L2	5-5
Palm Beach Cardinals	56	68	.452	21.5	28-36	28-32	34-44	W1	2-8
Fort Myers Miracle	53	70	.431	24.0	30-30	23-40	34-44	L1	4-6
Charlotte Stone Crabs	52	70	.426	24.5	31-32	21-38	34-45	W3	6-4

Midwest League Standings
(As of 08/19/2012 08:44 PM EDT)

SECOND HALF STANDINGS

Midwest League Eastern

	W	L	PCT	GB	Home	Away	Div	Streak	Last10
Bowling Green Hot Rods	33	22	.600	-	16-11	17-11	25-18	L2	6-4
Fort Wayne TinCaps	32	23	.582	1.0	18-12	14-11	24-19	L1	5-5
Lake County Captains	30	24	.556	2.5	16-11	14-13	24-18	W3	6-4
Lansing Lugnuts	28	25	.528	4.0	15-11	13-14	19-22	L2	3-7
South Bend Silver Hawks	28	26	.519	4.5	15-12	13-14	22-20	W2	6-4
West Michigan Whitecaps	27	28	.491	6.0	13-14	14-14	20-23	L1	5-5
Great Lakes Loons	24	31	.436	9.0	10-15	14-16	16-27	W1	4-6
Dayton Dragons	23	30	.434	9.0	13-15	10-15	19-22	W1	5-5

Midwest League Western

	W	L	PCT	GB	Home	Away	Div	Streak	Last10
Clinton LumberKings	34	21	.618	-	15-11	19-10	27-16	W3	6-4
Burlington Bees	31	24	.564	3.0	15-12	16-12	26-17	W1	7-3
Beloit Snappers	28	27	.509	6.0	15-14	13-13	23-20	L4	5-5
Kane County Cougars	28	27	.509	6.0	15-13	13-14	22-21	L1	5-5
Quad Cities River Bandits	27	28	.491	7.0	15-12	12-16	22-21	W2	5-5
Wisconsin Timber Rattlers	27	28	.491	7.0	14-13	13-15	23-20	L2	6-4
Peoria Chiefs	21	34	.382	13.0	12-16	9-18	16-27	W2	4-6
Cedar Rapids Kernels	16	39	.291	18.0	11-17	5-22	13-30	L2	2-8

OVERALL STANDINGS

Midwest League Eastern

	W	L	PCT	GB	Home	Away	Div	Streak	Last10
Lansing Lugnuts	75	47	.615	-	40-20	35-27	59-40	L2	3-7
Bowling Green Hot Rods	71	54	.568	5.5	38-24	33-30	58-43	L2	6-4
South Bend Silver Hawks	63	61	.508	13.0	33-29	30-32	48-52	W2	6-4
Fort Wayne TinCaps	63	62	.504	13.5	35-30	28-32	49-52	L1	5-5
West Michigan Whitecaps	63	62	.504	13.5	29-33	34-29	51-50	L1	5-5
Lake County Captains	61	62	.496	14.5	31-30	30-32	50-50	W3	6-4
Great Lakes Loons	58	67	.464	18.5	30-30	28-37	43-58	W1	4-6
Dayton Dragons	53	70	.431	22.5	28-35	25-35	43-56	W1	5-5

Midwest League Western

	W	L	PCT	GB	Home	Away	Div	Streak	Last10
Wisconsin Timber Rattlers	71	53	.573	-	39-23	32-30	60-40	L2	6-4
Beloit Snappers	67	58	.536	4.5	36-28	31-30	55-46	L4	5-5
Burlington Bees	63	61	.508	8.0	33-29	30-32	52-49	W1	7-3
Quad Cities River Bandits	62	62	.500	9.0	32-28	30-34	53-47	W2	5-5
Kane County Cougars	62	63	.496	9.5	35-28	27-35	52-49	L1	5-5
Clinton LumberKings	57	66	.463	13.5	31-30	26-36	43-57	W3	6-4
Peoria Chiefs	56	68	.452	15.0	33-29	23-39	47-53	W2	4-6
Cedar Rapids Kernels	48	77	.384	23.5	28-36	20-41	40-61	L2	2-8

Appalachian League Standings
 (As of 08/19/2012 10:28 PM EDT)

Appalachian League East

	W	L	PCT	GB	Home	Away	Div	Streak	Last10
Burlington Royals	35	20	.636	-	20-7	15-13	23-15	W1	5-5
Danville Braves	33	22	.600	2.0	20-12	13-10	21-14	L1	8-2
Princeton Rays	30	29	.508	7.0	14-13	16-16	18-17	W1	3-7
Bluefield Blue Jays	24	33	.421	12.0	12-13	12-20	15-19	W1	3-7
Pulaski Mariners	24	34	.414	12.5	15-15	9-19	10-22	W2	6-4

Appalachian League West

	W	L	PCT	GB	Home	Away	Div	Streak	Last10
Elizabethton Twins	39	17	.696	-	18-7	21-10	27-8	W1	8-2
Johnson City Cardinals	31	25	.554	8.0	14-13	17-12	16-17	L1	6-4
Greeneville Astros	32	27	.542	8.5	19-12	13-15	20-15	L1	6-4
Kingsport Mets	19	36	.345	19.5	15-14	4-22	15-22	L1	4-6
Bristol White Sox	15	39	.278	23.0	8-21	7-18	7-23	L2	2-8

RESULTS FOR 08/19/2012

Danville 5, Bluefield 4 (GM: 1)

Final (1:50) W-Silva, Ernesto (4 - 1) L-Norris, Daniel (2 - 3) SV-Wilson, Alex (2)
 Lopes (BLU), 2-for-4, R , HR , 2 RBI ...Hyams (DAN), 3-for-4, R , RBI

Bluefield 3, Danville 2 (GM: 2) ...makeup of game postponed on July 24

Final (2:02) W-Williams, Les (2 - 1) L-Briceno, Rafael (3 - 2)
 Williams, L (BLU), W, 2.2 IP , H , ER , 3 SO ...Murphy (BLU), 4.1 IP , H , 7 SO

Burlington 8, Greeneville 4

Final (2:26) W-Hernandez, Daniel (5 - 1) L-McCullers, Lance (0 - 2) SV-Stumpf, Daniel (4)
 Threlkeld (BUR), 2-for-5, 2 R , HR , 2 RBI ...Hudak (BUR), 2-for-5, R , HR , 2 RBI

Princeton 10, Johnson City 2

Final (2:34) W-Echarry, Eli (1 - 2) L-Lopez, Stalyn (3 - 4)
 Soriano, A (PRN), 2-for-5, 3 R , 2B , HR , 3 RBI , 2 SB ...Echarry (PRN), W, 5.0 IP , 3 H , 5 SO

Elizabethton 3, Kingsport 2

Final (2:31) W-Mazza, Chris (3 - 0) L-Budgell, Matthew (1 - 2)
 Rivero, J (KNG), 2-for-4, R , HR , 2 RBI ...Mazza (ELZ), W, IP , H , 2 SO

Pulaski 7, Bristol 6

Final (2:51) W-Garcia, Rigoberto (4 - 4) L-Sanchez, Leopoldo (0 - 4) SV-Brazoban, Domingo (1)
 Pizzano (PUL), 4-for-5, R , 2 RBI , SB ...Nikorak (BRS), 2-for-4, 2 R , 2B , HR , 2 RBI

Gulf Coast League Standings
 (As of 08/20/2012 01:32 AM EDT)

Gulf Coast League North

	W	L	PCT	GB	Home	Away	Div	Streak	Last10
GCL Pirates	33	21	.611	-	19-9	14-12	33-21	W9	9-1
GCL Tigers	33	21	.611	-	15-11	18-10	33-21	L3	5-5
GCL Yankees	32	22	.593	1.0	16-10	16-12	32-22	W2	5-5
GCL Phillies	25	27	.481	7.0	15-12	10-15	25-27	W1	3-7
GCL Blue Jays	20	34	.370	13.0	10-17	10-17	20-34	L5	4-6
GCL Braves	17	35	.327	15.0	8-18	9-17	17-35	W1	4-6

Gulf Coast League East

	W	L	PCT	GB	Home	Away	Div	Streak	Last10
GCL Cardinals	32	22	.593	-	14-13	18-9	32-22	L1	4-6
GCL Astros	25	27	.481	6.0	16-13	9-14	25-27	L1	5-5
GCL Nationals	25	28	.472	6.5	9-16	16-12	25-28	W1	6-4
GCL Marlins	24	29	.453	7.5	9-16	15-13	24-29	W1	5-5

Gulf Coast League South

	W	L	PCT	GB	Home	Away	Div	Streak	Last10
GCL Red Sox	30	24	.556	-	14-13	16-11	30-24	L1	6-4
GCL Twins	28	26	.519	2.0	17-13	11-13	28-26	W1	2-8
GCL Rays	25	28	.472	4.5	10-16	15-12	25-28	W3	6-4
GCL Orioles	24	29	.453	5.5	14-10	10-19	24-29	L2	6-4

Dominican Summer League Standings
 (As of 08/19/2012 09:41 PM EDT)

Dominican Summer League	Boca Chica	Baseball City							
	W	L	PCT	GB	Home	Away	Div	Streak	Last10
DSL D-backs	38	27	.575	-	19-13	19-14	38-27	L1	6-4
DSL Rockies	38	28	.576	0.5	22-11	16-17	38-28	W1	5-5
DSL Reds	36	28	.563	1.5	21-11	15-17	36-28	W5	8-2
DSL Orioles	33	32	.508	5.0	17-15	16-17	33-32	L3	4-6
DSL Cubs1	31	35	.470	7.5	18-15	13-20	31-35	W1	4-6
DSL Twins	29	36	.446	9.0	14-19	15-17	29-36	L1	3-7
DSL White Sox	28	37	.431	10.0	19-14	9-23	28-37	W2	5-5
DSL Padres	28	38	.424	10.5	16-17	12-21	28-38	L2	5-5

YESTERDAY'S MINOR LEAGUE CLIPS:

Rochester Red Wings blanked by Empire State Yankees

By: Kevin Oklobzija, Democrat & Chronicle – 8/19/12

<http://www.democratandchronicle.com/article/20120819/SPORTS06/308190065/Rochester-Red-Wings>

Rock Cats fall to Sea Dogs

By: Staff, New Britain Herald – 8/19/12

<http://www.newbritainherald.com/articles/2012/08/19/sports/doc5031a05f53972061595435.txt>

Minors: Palm Beach avoids sweep by Miracle with 6-4 win

By: Staff, Naples News – 8/19/12

<http://www.naplesnews.com/news/2012/aug/19/minors-palm-beach-avoids-sweep-miracle-6-4-win/>

Quad- Cities 5, Beloit 3

By: Steve Batterson, Quad-City Times – 8/19/12

http://qctimes.com/sports/baseball/professional/minor/midwest-league/quad-cities-beloit/article_ea881506-ea67-11e1-9437-0019bb2963f4.html

Kingsport fanned 19 times by E-Twins

By: Allen LaMountain, Elizabethton Star – 8/20/12

<http://www.starhq.com/kingsport-fanned-19-times-by-e-twins/>