



Minnesota Twins Minor League Report August 21, 2012










Team	Level	Record	Yesterday's Scores	Streak/Last 10
 Rochester Red Wings	Triple-A	66-64; 8.5 GB, 4 th place in Intl. North	W, 9-6 at Pawtucket	W1, 6-4
 New Britain Rock Cats	Double-A	68-60; 5.0 GB, 2 nd place in East. League East	L, 4-3 vs. Portland	L2, 5-5
 Fort Myers Miracle	High-A	53-70; 24.0 GB, 5 th place in Fla. State League South	No Game	L1, 4-6
 Beloit Snappers	Low-A	68-58; 4.5 GB, 2 nd place in Midwest League West	W, 8-2 at Quad Cities	L4, 5-5
 Elizabethton Twins	Rookie	39-18; 0.0 GB, 1 st place in App. League West	L, 6-5 vs. Greenville	L1, 7-3
 GCL Twins	Rookie	29-26; 2.0 GB, 2 nd place in GCL South	W, 4-1 vs GCL Rays	W2, 3-7
DSL Twins	DSL	29-37; 10.0 GB, 6 th in DSL Boca Chica Baseball City	L, 13-0 vs. DSL D-Backs	L2, 3-7

Table of Contents

-  Yesterday's Box Scores **Pg. 2**
-  Team Statistics **Pg. 8**
-  Season Standings **Pg. 15**
-  Minor League Clips **Pg. 22**

Rochester Red Wings (66-64) 9, Pawtucket Red Sox (70-61) 6
August 20, 2012

	1	2	3	4	5	6	7	8	9	R	H	E
Rochester	1	0	7	0	0	0	0	0	1	9	9	1
Pawtucket	0	1	0	1	0	0	3	1	0	6	8	1

Rochester	AB	R	H	RBI	BB	SO	LOB	AVG	Pawtucket	AB	R	H	RBI	BB	SO	LOB	AVG
Nishioka, 2B	5	2	2	0	0	0	2	.254	Spears, 3B	4	1	3	2	1	0	0	.239
Escobar, 3B	4	2	1	0	1	0	2	.247	Kalish, DH	3	0	0	0	2	1	2	.255
Parmelee, 1B	3	1	0	1	1	2	1	.347	Nava, RF	3	1	1	1	0	0	2	.313
Ramirez, W, LF	5	1	1	4	0	1	1	.264	Repko, RF	1	0	0	0	1	0	0	.236
Thomas, C, CF	4	1	1	0	0	1	1	.235	LaRoche, An, 1B	3	1	1	0	1	1	2	.255
Dozier, SS	4	1	1	0	0	0	0	.250	Hee, SS	4	0	0	0	0	0	3	.263
Bigley, RF	3	0	1	1	0	1	0	.236	Thomas, T, 2B	3	1	1	2	0	1	2	.243
Dinkelman, DH	3	1	1	2	0	1	1	.263	Butler, C	3	0	0	0	1	1	1	.195
Rivera, R, C	3	0	1	0	1	0	1	.215	Lin, C-Hsu, CF	4	1	2	0	0	1	0	.251
Totals	34	9	9	8	3	6	9	.253	Bermudez, LF	3	1	0	0	1	1	2	.160
									Totals	31	6	8	5	7	6	14	.268

BATTING

2B: Dozier (10, Figueroa, N).
HR: Ramirez, W (11, 3rd inning off Figueroa, N, 3 on, 1 out), Dinkelman (4, 3rd inning off Figueroa, N, 1 on, 2 out).
TB: Escobar; Rivera, R; Bigley; Ramirez, W 4; Dinkelman 4; Nishioka 2; Thomas, C; Dozier 2.
RBI: Ramirez, W 4 (38), Bigley (20), Dinkelman 2 (29), Parmelee (43).
2-out RBI: Dinkelman 2.
SF: Bigley; Parmelee.
GIDP: Nishioka.
Team RISP: 2-for-4.
Team LOB: 4.

BASERUNNING

SB: Escobar (2, 2nd base off Figueroa, N/Butler).

FIELDING

E: Nishioka (11, throw).
DP: (Vasquez-Dozier-Parmelee).
Pickoffs: Rivera, R (Repko at 1st base).

BATTING

2B: LaRoche, An (19, Perdomo).
3B: Spears (3, Turpen).
HR: Thomas, T (8, 2nd inning off Vasquez, 0 on, 1 out), Nava (4, 4th inning off Vasquez, 0 on, 0 out).
TB: Lin, C-Hsu 2; Thomas, T 4; LaRoche, An 2; Spears 5; Nava 4.
RBI: Thomas, T 2 (23), Nava (18), Spears 2 (35).
Runners left in scoring position, 2 out: LaRoche, An 2; Bermudez.
SF: Thomas, T.
GIDP: Nava.
Team RISP: 1-for-6.
Team LOB: 7.

BASERUNNING

CS: Kalish (1, 2nd base by Turpen/Rivera, R).
PO: Repko (1st base by Rivera, R).

FIELDING

E: Hee (3, throw).
DP: (Hee-Thomas, T-LaRoche, An).

Rochester	IP	H	R	ER	BB	SO	HR	ERA	Pawtucket	IP	H	R	ER	BB	SO	HR	ERA
Vasquez (W, 9-5)	6.0	3	2	2	3	4	2	2.86	Figueroa, N (L, 10-5)	2.2	5	8	7	3	3	2	4.40
Turpen	1.0	2	3	2	2	1	0	5.14	Pena, T	3.1	1	0	0	0	2	0	5.04
Perdomo (H, 1)	1.0	3	1	1	1	0	0	1.07	Hill, R	1.0	0	0	0	0	1	0	2.25
Slama (S, 11)	1.0	0	0	0	1	1	0	0.68	Bard	1.0	1	0	0	0	0	0	7.20
Totals	9.0	8	6	5	7	6	2	4.02	Totals	9.0	9	9	8	3	6	2	3.56

Perdomo pitched to 1 batter in the 9th.

HBP: Dinkelman (by Pena, T), LaRoche, An (by Vasquez).

Pitches-strikes: Vasquez 94-54, Turpen 32-17, Perdomo 27-17, Slama 16-9, Figueroa, N 66-38, Pena, T 40-27, Hill, R 8-6, Bard 13-8, Wilson 14-12.

Groundouts-flyouts: Vasquez 6-2, Turpen 0-1, Perdomo 1-2, Slama 1-0, Figueroa, N 3-2, Pena, T 4-2, Hill, R 1-1, Bard 1-0, Wilson 1-1.

Batters faced: Vasquez 24, Turpen 6, Perdomo 7, Slama 3, Figueroa, N 17, Pena, T 11, Hill, R 3, Bard 4, Wilson 5.

Inherited runners-scored: Slama 1-0.

Umpires: HP: Jeff Gosney. 1B: Chris Ward. 3B: A.J. Johnson.

Weather: 74 degrees, partly cloudy.

Wind: 7 mph, Out to RF.

T: 3:08.

Att: 7,703.

Compiled by MLB Advanced Media

Portland Sea Dogs (61-66) 4, New Britain Rock Cats (68-60) 3
August 20, 2012

	1	2	3	4	5	6	7	8	9	10	R	H	E
Portland	0	0	0	1	0	0	2	0	0	1	4	15	1
New Britain	2	0	0	0	0	0	0	1	0	0	3	6	0

Portland	AB	R	H	RBI	BB	SO	LOB	AVG	New Britain	AB	R	H	RBI	BB	SO	LOB	AVG
Bradley, CF	1	0	1	0	0	0	0	.276	Hicks, CF	4	1	1	0	1	1	0	.282
1-Gentile, PR-LF	2	0	2	0	1	0	0	.250	Herrmann, DH	4	1	1	0	1	0	2	.269
Smith, M, 2B	4	0	1	0	0	1	5	.295	Arcia, RF	4	0	2	0	0	1	1	.342
Hazelbaker, LF-RF	5	0	1	0	0	3	7	.263	Colabello, 1B	5	1	1	1	0	0	3	.286
Shaw, 1B	5	1	1	0	0	2	6	.211	Romero, 3B	4	0	0	0	0	1	3	.267
Bogaerts, X, SS	4	1	2	0	0	1	0	.390	1-Beresford, PR-2B	0	0	0	0	1	0	0	.258
Hissey, RF-CF	5	0	2	2	0	0	1	.262	Tosoni, LF	5	0	0	0	0	3	5	.228
Vazquez, C	5	1	1	0	0	1	3	.231	Hanson, 2B-3B	3	0	0	0	1	0	0	.280
Gibson, D, 3B	5	1	1	0	0	0	2	.231	Rohlfing, C	4	0	0	0	0	0	3	.244
Dent, DH	4	0	3	2	0	1	0	.227	De Los Santos, SS	4	0	1	0	0	0	0	.222
Britton, P	0	0	0	0	0	0	0	.000	Hermesen, P	0	0	0	0	0	0	0	.000
Olmsted, P	0	0	0	0	0	0	0	.000	Martin, P	0	0	0	0	0	0	0	.000
Urquidez, P	0	0	0	0	0	0	0	.000	Hauser, P	0	0	0	0	0	0	0	.000
Totals	40	4	15	4	1	9	24	.256	Thompson, A, P	0	0	0	0	0	0	0	.000
									Pugh, P	0	0	0	0	0	0	0	.000
									Totals	37	3	6	1	4	6	17	.260

1-Ran for Bradley in the 1st.

BATTING

2B: Hissey (13, Hermesen), Gentile 2 (6, Hermesen, Hauser), Gibson, D (12, Hermesen), Dent (6, Hermesen), Shaw (8, Thompson, A).

TB: Dent 4; Bradley; Smith, M; Shaw 2; Hazelbaker; Hissey 3;

Vazquez; Gentile 4; Gibson, D 2; Bogaerts, X 2.

RBI: Hissey 2 (23), Dent 2 (21).

Runners left in scoring position, 2 out: Shaw 2; Hazelbaker 2.

SAC: Gentile.

Team RISP: 4-for-14.

Team LOB: 10.

BASERUNNING

CS: Hissey (5, 3rd base by Hermesen/Rohlfing), Bogaerts, X (1, 2nd base by Thompson, A/Rohlfing).

PO: Bogaerts, X (1st base by Thompson, A).

FIELDING

E: Hissey (3, fielding).

1-Ran for Romero in the 8th.

BATTING

2B: Arcia (17, Britton).

TB: De Los Santos; Arcia 3; Hicks; Herrmann; Colabello.

RBI: Colabello (90).

Runners left in scoring position, 2 out: Rohlfing 2; Tosoni; Herrmann.

Team RISP: 2-for-9.

Team LOB: 9.

FIELDING

Outfield assists: Tosoni (Gentile at 3rd base).

DP: 2 (Tosoni-Romero, Romero-Rohlfing-Hanson).

Pickoffs: Thompson, A (Bogaerts, X at 1st base).

Portland	IP	H	R	ER	BB	SO	HR	ERA	New Britain	IP	H	R	ER	BB	SO	HR	ERA
Britton	7.0	5	2	2	1	3	0	3.60	Hermesen	6.1	11	3	3	1	5	0	3.10
Olmsted (BS, 1)	1.0	0	1	0	1	2	0	0.00	Martin	1.1	0	0	0	0	2	0	4.40
Urquidez (W, 4-2)	2.0	1	0	0	2	1	0	1.98	Hauser	1.0	1	0	0	0	1	0	2.45
Totals	10.0	6	3	2	4	6	0	4.08	Thompson, A (L, 3-8)	0.2	3	1	1	0	1	0	5.51
									Pugh	0.2	0	0	0	0	0	0	1.53
									Totals	10.0	15	4	4	1	9	0	3.96

WP: Britton, Urquidez.

IBB: Hicks (by Urquidez).

HBP: Bogaerts, X (by Hermesen), Smith, M (by Hauser), Arcia (by Britton).

Pitches-strikes: Britton 79-60, Olmsted 20-11, Urquidez 34-20, Hermesen 86-65, Martin 15-10, Hauser 18-12, Thompson, A 13-12, Pugh 8-4.

Groundouts-flyouts: Britton 12-4, Olmsted 1-1, Urquidez 3-2, Hermesen 8-1, Martin 1-1, Hauser 1-1, Thompson, A 0-0, Pugh 0-1.

Batters faced: Britton 28, Olmsted 5, Urquidez 9, Hermesen 29, Martin 4, Hauser 5, Thompson, A 4, Pugh 2.

Inherited runners-scored: Martin 2-0, Thompson, A 2-0, Pugh 1-0.

Umpires: HP: Jeff Morrow. 1B: Nick Lentz. 3B: Tom Woodring.

Weather: 77 degrees, partly cloudy.

Wind: 5 mph, Out to CF.

T: 3:18 (:22 delay).

Att: 5,969.

Compiled by MLB Advanced Media

Beloit Snappers (68-58) 8, Quad Cities River Bandits (62-63) 2
August 20, 2012

	1	2	3	4	5	6	7	8	9	R	H	E
Beloit	0	3	4	0	0	0	0	0	1	8	10	1
Quad Cities	0	0	0	0	0	0	0	2	0	2	7	2

Beloit	AB	R	H	RBI	BB	SO	LOB	AVG	Quad Cities	AB	R	H	RBI	BB	SO	LOB	AVG
Roberts, N, RF	3	1	2	2	1	1	0	.298	Longmire, CF	4	0	1	0	0	1	0	.307
Pettersen, LF	4	0	1	1	0	2	2	.234	Garcia, A, RF	0	0	0	0	0	0	0	.276
Rosario, Ed, CF	3	0	0	0	0	0	5	.294	Walsh, DH	4	1	2	0	0	1	1	.313
Lin, W-W, CF	2	0	0	0	0	0	1	.215	Piscotty, S, 3B	4	1	1	0	0	2	2	.284
Sano, 3B	5	1	1	0	0	3	5	.263	Medina, 1B	4	0	2	2	0	1	2	.253
Vargas, K, 1B	5	2	3	0	0	1	1	.320	Williams, M, SS	4	0	0	0	0	2	4	.284
Leachman, DH	5	1	2	1	0	2	2	.278	Martini, N, RF-CF	3	0	1	0	1	2	1	.259
Wickens, 2B	4	2	0	0	0	1	3	.298	Mateo, 2B	4	0	0	0	0	1	2	.264
Koch, C	4	1	1	1	0	3	2	.246	Rasmus, C	4	0	0	0	0	1	2	.220
Grimes, SS	3	0	0	0	1	1	2	.198	Walton, LF	4	0	0	0	0	2	2	.059
Johnson, C, P	0	0	0	0	0	0	0	.000	Hernandez, H, P	0	0	0	0	0	0	0	.000
Gruver, P	0	0	0	0	0	0	0	.000	Cornelius, P	0	0	0	0	0	0	0	.000
Melotakis, P	0	0	0	0	0	0	0	.000	Llorens, P	0	0	0	0	0	0	0	.000
Totals	38	8	10	5	2	14	23	.256	Castillo, Y, P	0	0	0	0	0	0	0	.000
									Totals	35	2	7	2	1	13	16	.261

BATTING

2B: Roberts, N 2 (14, Hernandez, H, Hernandez, H), Koch (19, Hernandez, H), Pettersen (11, Hernandez, H), Leachman (10, Castillo, Y).
TB: Pettersen 2; Koch 2; Vargas, K 3; Roberts, N 4; Leachman 3; Sano.
RBI: Koch (37), Roberts, N 2 (27), Pettersen (27), Leachman (41).
2-out RBI: Roberts, N 2; Pettersen; Leachman.
Runners left in scoring position, 2 out: Sano 3; Rosario, Ed; Koch; Wickens.
SAC: Wickens.
Team RISP: 3-for-15.
Team LOB: 8.

FIELDING

E: Sano (42, fielding).

BATTING

2B: Longmire (4, Johnson, C), Medina (28, Gruver).
TB: Longmire 2; Martini, N; Medina 3; Walsh 2; Piscotty, S.
RBI: Medina 2 (67).
Runners left in scoring position, 2 out: Medina; Williams, M 2; Walton 2; Martini, N.
Team RISP: 1-for-13.
Team LOB: 7.

BASERUNNING

SB: Longmire (5, 3rd base off Johnson, C/Koch).

FIELDING

E: Piscotty, S (15, throw), Mateo (12, fielding).

Beloit	IP	H	R	ER	BB	SO	HR	ERA	Quad Cities	IP	H	R	ER	BB	SO	HR	ERA
Johnson, C (W, 2-1)	5.0	2	0	0	1	7	0	1.41	Hernandez, H (L, 7-6)	2.2	7	7	3	2	5	0	4.12
Gruver	2.2	5	2	2	0	2	0	3.75	Cornelius	3.1	0	0	0	0	3	0	3.03
Melotakis	1.1	0	0	0	0	4	0	3.00	Llorens	2.0	1	0	0	0	5	0	5.93
Totals	9.0	7	2	2	1	13	0	3.60	Castillo, Y	1.0	2	1	1	0	1	0	4.50
									Totals	9.0	10	8	4	2	14	0	3.87

WP: Johnson, C.

Balk: Hernandez, H 2, Llorens.

HBP: Pettersen (by Hernandez, H), Roberts, N (by Cornelius).

Groundouts-flyouts: Johnson, C 5-3, Gruver 3-4, Melotakis 0-0, Hernandez, H 3-1, Cornelius 3-2, Llorens 0-1, Castillo, Y 0-1.

Batters faced: Johnson, C 18, Gruver 14, Melotakis 4, Hernandez, H 20, Cornelius 11, Llorens 7, Castillo, Y 5.

Inherited runners-scored: Melotakis 1-0, Cornelius 1-0.

Ejections: Quad Cities River Bandits Nicholas Longmire ejected by HP umpire Luke Engen (8th)

Umpires: HP: Luke Engen. 1B: Mike Huus.

Weather: 76 degrees, clear.

Wind: 8 mph, Out to CF.

T: 2:55.

Att: 2,281.

Compiled by MLB Advanced Media

DSL D-backs (39-27) 13, DSL Twins (29-37) 0
August 20, 2012

	1	2	3	4	5	6	7	8	9	R	H	E
DSL D-backs	2	7	0	0	0	0	2	0	2	13	10	2
DSL Twins	0	0	0	0	0	0	0	0	0	0	3	3

DSL D-backs	AB	R	H	RBI	BB	SO	LOB	AVG	DSL Twins	AB	R	H	RBI	BB	SO	LOB	AVG
Garcia, Y, CF	6	0	1	0	0	1	3	.279	Baez, D, CF	2	0	1	0	1	0	1	.264
Mejias, R, 2B	4	2	1	2	2	1	3	.214	Ynojoso, SS	2	0	0	0	0	0	3	.180
Carrasco, C, 3B	5	2	2	1	1	0	3	.256	Valera, 3B	2	0	1	0	0	0	1	.250
Queliz, C	5	1	2	0	1	0	1	.255	Pacheco, Ad, LF	4	0	0	0	0	1	4	.318
Garcia, R, DH	4	1	1	2	0	1	3	.268	Gonzalez, L, C	4	0	0	0	0	2	0	.147
Becerra, LF	4	0	1	1	1	1	4	.283	Boni, DH	4	0	0	0	0	1	0	.200
Rosario, RF	4	1	0	0	1	0	5	.251	Arias, V, 1B	3	0	1	0	1	0	0	.179
Vargas, 1B	2	3	0	0	3	0	1	.209	Amarante, RF	4	0	0	0	0	3	3	.173
Heredia, Ju, SS	3	3	2	1	2	0	1	.236	Andrade, 2B	3	0	0	0	1	3	0	.247
Hernandez, C, P	0	0	0	0	0	0	0	.000	Ynfante, 3B-SS	2	0	0	0	1	1	1	.229
Cespedes, P	0	0	0	0	0	0	0	.000	Romero, F, P	0	0	0	0	0	0	0	.000
Bracho, P	0	0	0	0	0	0	0	.000	Zoquiell, P	0	0	0	0	0	0	0	.000
Totals	37	13	10	7	11	4	24	.240	Totals	30	0	3	0	4	11	13	.229

BATTING

2B: Carrasco, C (6, Romero, F), Mejias, R (10, Romero, F), Garcia, R (15, Zoquiell), Heredia, Ju (11, Reyes, R).

TB: Becerra; Heredia, Ju 3; Queliz 2; Garcia, R 2; Garcia, Y; Mejias, R 2; Carrasco, C 3.

RBI: Carrasco, C (32), Becerra (24), Mejias, R 2 (20), Garcia, R 2 (35), Heredia, Ju (11).

Runners left in scoring position, 2 out: Rosario; Carrasco, C 2; Garcia, R.

GIDP: Rosario, Becerra, Mejias, R.

Team RISP: 6-for-18.

Team LOB: 10.

BASERUNNING

SB: Vargas (3, 2nd base off Romero, F/Gonzalez, L).

FIELDING

E: Vargas (7, missed catch), Carrasco, C (18, throw).

DP: (Hernandez, C-Heredia, Ju-Vargas).

BATTING

2B: Valera (2, Hernandez, C).

TB: Baez, D; Valera 2; Arias, V.

Runners left in scoring position, 2 out: Pacheco, Ad 3; Valera.

GIDP: Ynojoso.

Team RISP: 0-for-4.

Team LOB: 8.

FIELDING

E: Zoquiell (6, throw), Andrade (13, fielding), Ynfante (9, fielding).

PB: Gonzalez, L (11).

DP: 3 (Ynojoso-Andrade-Arias, V, Ynfante-Andrade-Arias, V, Andrade-Ynfante-Arias, V).

DSL D-backs	IP	H	R	ER	BB	SO	HR	ERA	DSL Twins	IP	H	R	ER	BB	SO	HR	ERA
Hernandez, C (W, 7-3)	5.0	2	0	0	3	6	0	1.68	Romero, F (L, 1-4)	1.1	4	5	5	3	1	0	4.65
Cespedes	3.0	1	0	0	1	3	0	2.14	Zoquiell	2.2	3	4	1	2	2	0	6.54
Bracho	1.0	0	0	0	0	2	0	0.33	Perez, S	2.0	1	0	0	1	0	0	6.20
Totals	9.0	3	0	0	4	11	0	2.68	Totals	9.0	10	13	8	11	4	0	4.02

WP: Zoquiell 2.

HBP: Garcia, R (by Romero, F), Garcia, R (by Perez, S), Baez, D (by Hernandez, C).

Groundouts-flyouts: Hernandez, C 3-4, Cespedes 4-2, Bracho 1-0, Romero, F 2-0, Zoquiell 4-0, Perez, S 3-2, Reyes, R 6-1.

Batters faced: Hernandez, C 21, Cespedes 11, Bracho 3, Romero, F 11, Zoquiell 14, Perez, S 8, Reyes, R 17.

Inherited runners-scored: Zoquiell 1-1.

Umpires: HP: HP Umpire. 1B: 1B Umpire.

Weather: 90 degrees, partly cloudy.

Wind: 1 mph, Varies.

T: 3:13.

Compiled by MLB Advanced Media

Greeneville Astros (33-27) 6, Elizabethton Twins (39-18) 5
August 20, 2012

	1	2	3	4	5	6	7	8	9	R	H	E
Greeneville	0	1	0	3	0	2	0	0	0	6	7	0
Elizabethton	0	1	0	3	0	1	0	0	0	5	13	0

Greeneville	AB	R	H	RBI	BB	SO	LOB	AVG	Elizabethton	AB	R	H	RBI	BB	SO	LOB	AVG
Toney, CF	5	0	0	0	0	3	0	.259	Pimentel, C, DH	6	1	2	0	0	1	2	.332
Ibanez, 1B	5	0	1	0	0	1	1	.273	Goodrum, SS	5	0	1	0	0	3	1	.243
Correa, SS	3	1	0	0	1	0	1	.407	Kepler, LF	3	0	1	0	2	1	0	.290
Ruiz, R, 3B	4	1	1	0	0	0	2	.269	Walker, RF	5	1	2	1	0	2	4	.260
Joyce, LF	4	1	2	1	0	1	1	.266	Hicks, 1B	3	1	1	1	2	1	3	.271
Ovando, DH	2	3	2	3	2	0	0	.300	Buxton, CF	4	1	2	0	1	0	4	.217
Fernandez, 2B	4	0	1	1	0	1	2	.375	Harrison, 3B	4	1	1	2	1	1	4	.305
Genoves, C	3	0	0	0	1	0	2	.243	Arias, C	4	0	1	1	0	1	0	.313
Monzon, RF	4	0	0	0	0	0	2	.228	Polanco, J, 2B	5	0	2	0	0	1	3	.318
Tiburcio, P	0	0	0	0	0	0	0	.000	Arevalo, P	0	0	0	0	0	0	0	.000
Garcia, C, P	0	0	0	0	0	0	0	.000	Nunez, L, P	0	0	0	0	0	0	0	.000
Hauschild, P	0	0	0	0	0	0	0	.000	Merck, P	0	0	0	0	0	0	0	.000
Jankowski, P	0	0	0	0	0	0	0	.000	Totals	39	5	13	5	6	11	21	.283
Totals	34	6	7	5	4	6	11	.269									

BATTING

2B: Joyce 2 (14, Arevalo, Merck), Ruiz, R (2, Nunez, L).
HR: Ovando 2 (6, 2nd inning off Arevalo, 0 on, 1 out; 4th inning off Arevalo, 1 on, 1 out).
TB: Joyce 4; Ibanez; Ruiz, R 2; Fernandez; Ovando 8.
RBI: Ovando 3 (33), Joyce (24), Fernandez (1).
2-out RBI: Fernandez.
Runners left in scoring position, 2 out: Monzon; Genoves.
Team RISP: 3-for-7.
Team LOB: 5.

BASERUNNING

CS: Ibanez (3, 2nd base by Merck/Arias).

FIELDING

DP: (Ibanez-Correa-Genoves).

BATTING

2B: Walker (7, Tiburcio), Hicks (6, Tiburcio).
3B: Polanco, J (2, Tiburcio).
HR: Harrison (4, 4th inning off Tiburcio, 1 on, 1 out).
TB: Harrison 4; Polanco, J 4; Hicks 2; Walker 3; Kepler; Buxton 2; Arias; Goodrum; Pimentel, C 2.
RBI: Arias (11), Hicks (19), Harrison 2 (24), Walker (43).
2-out RBI: Arias; Walker.
Runners left in scoring position, 2 out: Pimentel, C; Harrison 2; Hicks 2; Buxton 2.
SAC: Arias.
Team RISP: 4-for-12.
Team LOB: 14.

BASERUNNING

SB: Buxton (3, 2nd base off Tiburcio/Genoves).

Greeneville	IP	H	R	ER	BB	SO	HR	ERA	Elizabethton	IP	H	R	ER	BB	SO	HR	ERA
Tiburcio	4.0	7	4	4	0	6	1	4.64	Arevalo	4.0	4	4	4	1	2	2	5.44
Garcia, C (W, 2-0)	1.2	2	1	1	3	2	0	4.02	Nunez, L (L, 0-2)	2.0	2	2	2	2	1	0	6.00
Hauschild (H, 3)	1.1	2	0	0	1	1	0	1.91	Merck	3.0	1	0	0	1	3	0	4.95
Jankowski (S, 3)	2.0	2	0	0	2	2	0	2.40	Totals	9.0	7	6	6	4	6	2	3.03
Totals	9.0	13	5	5	6	11	1	3.70									

WP: Garcia, C, Jankowski, Nunez, L, Merck.

IBB: Ovando (by Merck).

Groundouts-flyouts: Tiburcio 3-2, Garcia, C 1-1, Hauschild 2-0, Jankowski 1-3, Arevalo 4-3, Nunez, L 2-3, Merck 5-1.

Batters faced: Tiburcio 19, Garcia, C 11, Hauschild 6, Jankowski 10, Arevalo 17, Nunez, L 10, Merck 11.

Inherited runners-scored: Hauschild 3-1.

Umpires: HP: Jimmy Lott. 1B: Drew Freed.

Weather: 75 degrees, partly cloudy.

Wind: 6 mph, L to R.

T: 2:44.

Att: 498.

Compiled by MLB Advanced Media

GCL Twins (29-26) 4, GCL Rays (25-29) 1
August 20, 2012

	1	2	3	4	5	6	7	8	9	R	H	E
GCL Rays	0	0	0	0	0	0	1	0	0	1	6	2
GCL Twins	0	0	4	0	0	0	0	0	x	4	6	0

GCL Rays	AB	R	H	RBI	BB	SO	LOB	AVG	GCL Twins	AB	R	H	RBI	BB	SO	LOB	AVG
Edwards, SS	2	0	0	0	0	0	0	.198	Pineda, CF	4	0	1	1	0	0	1	.375
Duran, SS	2	0	1	0	0	1	0	.179	Mejia, A, SS	4	1	1	1	0	0	1	.333
Natera, J, DH	3	0	1	0	1	2	0	.247	Rodriguez, D, RF	4	1	1	1	0	1	0	.304
Kline, 1B	3	0	1	0	0	1	0	.350	Haar, 1B	4	0	1	1	0	1	0	.235
McChesney, 1B	1	0	0	0	0	0	2	.200	Wade, 2B	4	0	0	0	0	0	1	.254
Araujo, RF	1	0	0	0	0	0	1	.256	Santy, C	2	0	1	0	1	0	1	.308
Henning, RF	3	1	1	0	0	0	0	.173	Murphy, LF	3	0	0	0	0	2	2	.200
Jackson, CF	4	0	1	0	0	0	0	.248	Ortiz, K, DH	2	1	0	0	1	1	0	.227
Araiza, C	4	0	0	0	0	1	1	.275	Ramirez, Jo, 3B	3	1	1	0	0	0	0	.246
Correa, 3B	2	0	0	0	1	0	0	.250	Lo, P	0	0	0	0	0	0	0	.000
Eierman, LF	3	0	1	0	0	0	0	.234	De La Cruz, Me, P	0	0	0	0	0	0	0	.000
Rosa, 2B	3	0	0	0	0	1	2	.241	Muren, P	0	0	0	0	0	0	0	.000
Torres, A, P	0	0	0	0	0	0	0	.000	Totals	30	4	6	4	2	5	6	.244
Ramsey, P	0	0	0	0	0	0	0	.000									
Goodgion, P	0	0	0	0	0	0	0	.000									
Totals	31	1	6	0	2	6	6	.239									

BATTING

TB: Duran; Kline; Eierman; Natera, J; Jackson; Henning.
Runners left in scoring position, 2 out: Rosa; McChesney.
GIDP: Araiza.
Team RISP: 0-for-3.
Team LOB: 5.

BASERUNNING

CS: Natera, J (4, 2nd base by Lo/Santy).

FIELDING

E: Correa (7, throw), Duran (6, throw).
Pickoffs: Goodgion (Wade at 1st base).

BATTING

2B: Mejia, A (11, Torres, A), Rodriguez, D (7, Torres, A), Santy (5, Goodgion).
TB: Haar; Pineda; Mejia, A 2; Santy 2; Rodriguez, D 2; Ramirez, Jo.
RBI: Pineda (24), Mejia, A (18), Rodriguez, D (10), Haar (14).
Runners left in scoring position, 2 out: Murphy; Mejia, A.
Team RISP: 3-for-6.
Team LOB: 4.

BASERUNNING

SB: Pineda (19, 2nd base off Goodgion/Araiza).
CS: Wade (2, 2nd base by Goodgion/Araiza).
PO: Wade (1st base by Goodgion).

FIELDING

DP: (Mejia, A-Haar).

GCL Rays	IP	H	R	ER	BB	SO	HR	ERA	GCL Twins	IP	H	R	ER	BB	SO	HR	ERA
Torres, A (L, 0-1)	2.1	3	4	4	2	3	0	4.32	Lo (W, 2-0)	6.0	3	0	0	1	5	0	1.19
Ramsey	1.2	1	0	0	0	0	0	2.31	De La Cruz, Me	2.0	3	1	1	1	1	0	2.54
Goodgion	4.0	2	0	0	0	2	0	2.14	Muren (S, 4)	1.0	0	0	0	0	0	0	1.52
Totals	8.0	6	4	4	2	5	0	2.93	Totals	9.0	6	1	1	2	6	0	2.92

Groundouts-flyouts: Torres, A 4-0, Ramsey 4-1, Goodgion 3-3, Lo 5-3, De La Cruz, Me 3-0, Muren 3-0.

Batters faced: Torres, A 12, Ramsey 6, Goodgion 14, Lo 21, De La Cruz, Me 9, Muren 3.

Inherited runners-scored: Ramsey 1-1.

Umpires: HP: Randy Rosenberg. 1B: Joe George.

Weather: 85 degrees, partly cloudy.

Wind: 12 mph, In from LF.

T: 2:06.

Compiled by MLB Advanced Media

																	GI		---GAMES BY POSITION---											
BATTERS	AVG	G	AB	R	H	2B	3B	HR	RBI	TB	BB	IBB	SO	SB	CS	OBP	SLG	OPS	SF	SAC	HBP	DP	1B	2B	3B	SS	OF	C	E	
Bates, Aaron	.238	28	84	7	20	4	0	0	10	24	18	0	19	0	0	.379	.286	.664	0	0	1	1	20	0	0	0	0	0	3	
Benson, Joe	.179	28	95	9	17	3	2	2	8	30	11	0	27	4	0	.269	.316	.584	1	0	1	3	0	0	0	0	26	0	0	
Bigley, Evan	.236	28	106	10	25	6	0	3	20	40	5	1	28	1	1	.270	.377	.647	3	0	1	3	0	0	0	0	25	0	0	
* Burroughs, Sean	.271	67	221	23	60	14	0	1	18	77	16	1	25	2	0	.326	.348	.675	0	1	2	8	32	2	11	0	0	0	2	
Butera, Drew	.279	15	43	6	12	3	0	1	5	18	3	0	9	0	0	.319	.419	.738	1	1	0	0	0	0	0	0	1	14	1	
Carson, Matt	.277	110	405	60	112	23	2	14	49	181	33	2	102	9	4	.339	.447	.785	2	2	6	7	0	0	0	0	101	0	3	
Chang, Ray	.249	81	245	24	61	7	0	0	17	68	17	2	36	3	3	.309	.278	.586	2	2	5	4	7	21	48	1	0	0	8	
* Dinkelman, Brian	.263	63	209	30	55	11	3	4	29	84	22	0	40	4	5	.347	.402	.749	0	2	5	2	0	9	1	0	21	0	1	
Dozier, Brian	.250	34	128	8	32	10	0	1	12	45	11	1	21	3	2	.305	.352	.657	2	1	0	3	0	4	0	29	0	0	5	
# Escobar, Eduardo	.247	21	89	12	22	2	1	1	5	29	3	0	14	2	1	.269	.326	.595	1	2	0	1	0	6	7	9	0	0	1	
# Florimon, Pedro	.251	83	311	38	78	16	2	3	27	107	23	1	89	6	7	.308	.344	.652	1	7	3	8	0	0	0	83	0	0	9	
# Hollimon, Michael	.212	51	151	17	32	6	2	5	12	57	18	0	46	2	0	.292	.377	.670	2	1	0	1	7	7	17	0	15	0	5	
Lehmann, Danny	.258	10	31	6	8	4	0	0	0	12	6	0	5	0	0	.395	.387	.782	0	1	1	1	0	0	0	0	0	0	10	1
Mastroianni, Darin	.346	20	78	10	27	2	2	0	11	33	5	0	14	10	1	.393	.423	.816	0	1	1	0	0	5	0	0	16	0	0	
# Nishioka, Tsuyoshi	.254	90	350	36	89	13	1	2	26	110	29	1	45	7	6	.312	.314	.627	1	4	1	8	0	76	0	15	0	0	11	
* Parmelee, Chris	.347	55	199	40	69	17	0	16	43	134	43	7	40	1	1	.463	.673	1.136	1	0	1	2	53	0	0	0	0	0	1	
Plouffe, Trevor	.000	2	8	0	0	0	0	0	0	0	1	0	2	0	0	.111	.000	.111	0	0	0	0	0	0	2	0	0	0	0	
Ramirez, Wilkin	.264	84	318	29	84	12	0	11	38	129	13	0	87	6	6	.299	.406	.704	3	0	4	5	0	0	0	0	74	0	1	
* Revere, Ben	.330	23	94	9	31	1	0	0	6	32	4	0	6	6	2	.360	.340	.700	1	1	1	2	0	0	0	0	20	0	0	
Rivera, Rene	.215	85	260	27	56	11	1	8	29	93	24	0	58	0	1	.292	.358	.649	0	3	4	6	7	0	0	0	0	73	9	
* Rizzotti, Matt	.246	22	69	1	17	4	0	0	6	21	2	0	18	0	0	.268	.304	.572	0	0	0	0	15	0	0	0	0	0	2	
* Thomas, Clete	.235	95	341	41	80	20	4	12	38	144	25	1	95	13	3	.287	.422	.710	2	3	1	3	0	0	0	0	91	0	4	
* Thurston, Joe	.093	15	43	4	4	0	0	1	2	7	5	0	12	0	0	.184	.163	.346	1	0	0	3	0	13	0	1	0	0	2	
T * Thurston, Joe	.139	26	72	9	10	1	0	2	4	17	12	1	16	1	0	.267	.236	.504	1	0	1	3	0	20	0	1	0	0	3	
* Tosoni, Rene	.167	21	66	7	11	2	0	0	5	13	9	1	16	3	0	.267	.197	.464	0	1	0	1	1	0	0	0	14	0	2	
Towles, J.R.	.217	47	152	19	33	14	0	1	10	50	9	0	32	2	4	.271	.329	.600	2	2	3	1	0	0	0	0	2	41	3	
1 Valencia, Danny	.250	69	268	30	67	17	1	7	37	107	15	0	40	1	2	.289	.399	.688	1	0	0	7	0	0	56	0	0	0	7	
Team Total	.253	130	4364	503	1102	222	21	93	463	1645	370	18	926	85	49	.315	.377	.692	27	35	41	80							88	

PITCHERS	W	L	ERA	G	GS	CG	SHO	SV	SVO	IP	H	R	ER	HR	HB	BB	IBB	SO	BK	WP	GO/AO	DP	WHIP	AVG	AB	TBF	SF	GF	HLD		
Blackburn, Nick	2	0	2.57	4	4	1	1	0	0	21.0	20	8	6	0	0	5	0	7	0	1	1.79	2	1.19	.256	78	85	1	0	0		
Bromberg, David	1	2	2.75	5	2	0	0	0	0	19.2	17	6	6	0	1	10	0	16	1	1	1.17	2	1.37	.236	72	83	0	0	0		
Carson, Matt	0	0	18.00	1	0	0	0	0	0	1.0	1	2	2	1	0	2	0	0	0	0	2.00	1	3.00	.333	3	5	0	0	0		
Deduno, Samuel	1	2	2.14	9	9	0	0	0	0	42.0	27	13	10	2	4	22	0	46	0	2	2.75	4	1.17	.185	146	174	1	0	0		
De Vries, Cole	3	5	4.37	12	12	0	0	0	0	70.0	75	37	34	7	1	10	0	50	1	1	0.66	3	1.21	.273	275	290	2	0	0		
* Diamond, Scott	4	1	2.60	6	6	0	0	0	0	34.2	35	12	10	1	1	7	1	26	0	0	1.48	8	1.21	.269	130	141	0	0	0		
Fien, Casey	2	5	4.30	33	0	0	0	9	12	46.0	39	23	22	5	0	14	3	42	0	1	0.52	3	1.15	.228	171	189	1	20	3		
* French, Luke	1	5	6.42	19	14	0	0	0	0	74.1	90	54	53	11	2	40	1	49	1	6	0.80	11	1.75	.303	297	343	2	3	0		
Guerra, Deolis	2	3	5.36	25	0	0	0	0	3	48.2	50	30	29	7	2	20	1	48	0	5	1.07	5	1.44	.269	186	209	0	6	1		
Gutierrez, Carlos	2	2	5.06	10	0	0	0	0	1	16.0	13	9	9	2	1	3	0	20	0	1	2.00	0	1.00	.217	60	64	0	1	1		
Hendriks, Liam	9	3	2.20	16	16	1	1	0	0	106.1	76	28	26	5	1	28	0	82	0	3	1.03	9	0.98	.201	379	412	0	0	0		
* Hernandez, Pedro	0	1	5.40	3	3	0	0	0	0	15.0	23	9	9	0	0	1	0	10	0	1	1.20	2	1.60	.354	65	67	1	0	0		
T * Hernandez, Pedro	1	1	4.50	6	5	0	0	0	0	32.0	41	17	16	1	0	4	0	27	0	1	0.83	3	1.41	.318	129	138	3	1	0		
Hirschfeld, Steven	1	3	7.07	6	6	0	0	0	0	28.0	42	24	22	3	2	7	0	13	0	0	0.89	1	1.75	.347	121	132	2	0	0		
Hurley, Eric	0	1	14.14	5	4	0	0	0	0	14.0	28	22	22	5	1	6	0	10	0	1	0.78	0	2.43	.406	69	77	0	0	0		
Lanigan, Bobby	5	1	3.77	18	0	0	0	1	1	31.0	30	17	13	1	0	14	2	14	0	3	1.08	4	1.42	.256	117	133	1	9	0		
* Maloney, Matt	0	4	9.38	8	6	0	0	0	0	24.0	46	33	25	5	3	7	1	16	1	2	1.15	1	2.21	.400	115	128	1	1	0		
Manship, Jeff	6	3	3.03	19	10	0	0	0	0	71.1	69	25	24	5	1	32	0	48	0	1	1.55	11	1.42	.261	264	298	1	2	1		
Martis, Shairon	2	3	6.57	7	7	0	0	0	0	38.1	45	28	28	6	0	12	1	27	0	2	1.02	0	1.49	.290	155	171	2	0	0		
T Martis, Shairon	2	3	6.75	11	7	0	0	0	0	46.2	53	36	35	10	0	16	1	34	0	2	0.95	0	1.48	.279	190	210	2	0	2		
Oliveros, Lester	1	2	3.07	19	0	0	0	6	7	29.1	24	10	10	2	0	8	2	35	0	0	0.56	2	1.09	.229	105	117	2	9	0		
Perdomo, Luis	3	1	1.07	14	0	0	0	7	7	25.1	16	3	3	1	0	3	0	21	0	0	1.75	1	0.75	.180	89	95	2	11	1		
Rivera, Rene	0	0	0.00	1	0	0	0	0	0	1.0	1	0	0	0	0	0	1	0	0	0	0.00	0	1.00	.250	4	4	0	1	0		
* Robertson, Tyler	2	2	3.77	33	0	0	0	2	3	28.2	26	18	12	2	0	13	2	33	0	1	2.17	2	1.36	.230	113	129	1	13	10		
Sattler, Daniel	1	0	2.38	7	0	0	0	1	1	11.1	5	3	3	1	1	4	0	11	0	0	1.09	0	0.79	.128	39	44	0	1	1		
Slama, Anthony	0	0	0.67	25	0	0	0	11	12	26.2	17	3	2	0	0	15	1	45	0	1	0.62	2	1.20	.179	95	111	0	17	2		
* Thielbar, Caleb	3	1	3.38	22	0	0	0	1	3	32.0																					

Choose a highlighted category to sort. NOTE: Rate stats do not use qualifiers.

GI ---GAMES BY POSITION---

BATTERS	AVG	G	AB	R	H	2B	3B	HR	RBI	TB	BB	IBB	SO	SB	CS	OBP	SLG	OPS	SF	SAC	HBP	DP	1B	2B	3B	SS	OF	C	E
* Arcia, Oswaldo	.342	55	202	43	69	17	3	7	52	113	23	1	49	3	2	.415	.559	.974	4	0	5	2	0	0	0	0	45	0	5
Benson, Joe	.184	37	141	13	26	6	1	3	20	43	13	0	43	4	3	.268	.305	.572	0	0	3	5	0	0	0	0	34	0	0
* Beresford, James	.258	102	322	33	83	11	2	0	21	98	31	0	48	2	3	.324	.304	.628	1	6	1	10	0	51	0	49	0	0	8
Bigley, Evan	.268	88	347	42	93	19	3	12	66	154	20	0	85	3	3	.311	.444	.755	1	2	2	8	0	0	0	0	82	0	1
Colabello, Chris	.286	120	444	71	127	35	1	18	90	218	38	2	83	0	0	.353	.491	.844	4	0	10	14	110	0	0	0	0	0	4
# De Los Santos, Estarlin	.222	94	270	37	60	9	1	2	23	77	17	0	56	8	6	.286	.285	.571	0	4	7	6	0	28	5	51	5	0	12
Dolenc, Mark	.168	46	113	9	19	1	0	1	3	23	4	0	40	4	4	.203	.204	.407	0	2	1	0	0	0	0	0	36	0	0
# Florimon, Pedro	.283	30	113	11	32	4	0	2	8	42	11	0	28	7	1	.347	.372	.718	0	3	0	3	0	0	0	30	0	0	3
Hanson, Nathan	.280	88	300	34	84	12	1	5	44	113	16	0	32	2	2	.317	.377	.694	8	2	4	18	12	33	16	0	9	0	4
* Herrmann, Chris	.269	116	443	83	119	23	1	9	52	171	51	2	78	2	1	.342	.386	.728	5	1	1	13	0	0	1	0	26	74	4
# Hicks, Aaron	.282	117	422	87	119	20	8	12	55	191	70	2	105	28	11	.380	.453	.833	7	3	1	8	0	0	0	0	106	0	8
Lehmann, Danny	.165	33	97	6	16	4	0	0	6	20	17	0	20	0	1	.302	.206	.508	0	0	2	0	0	0	0	0	0	33	3
Mastroianni, Darin	.143	9	35	6	5	1	0	0	0	6	4	1	11	4	1	.231	.171	.402	0	1	0	0	0	0	0	0	9	0	0
Ramirez, Wilkin	.388	11	49	12	19	3	3	4	7	40	2	0	10	2	0	.412	.816	1.228	0	0	0	0	0	0	0	0	7	0	0
* Rizzotti, Matt	.225	32	102	9	23	6	0	2	11	35	22	1	25	1	0	.357	.343	.700	2	0	0	1	8	0	0	0	0	0	1
Rohlfing, Daniel	.244	35	127	10	31	12	0	0	8	43	5	1	24	0	2	.289	.339	.627	0	0	3	3	0	0	0	0	5	24	0
Romero, Deibinson	.267	125	424	60	113	20	1	18	74	189	53	2	88	2	0	.354	.446	.799	9	0	9	9	0	0	119	0	0	0	16
Roof, Shawn	.210	45	100	16	21	2	0	0	5	23	6	0	20	6	0	.262	.230	.492	0	2	1	4	0	35	0	0	0	0	8
* Tosoni, Rene	.228	49	180	17	41	9	0	3	9	59	17	0	28	1	7	.302	.328	.629	0	1	2	6	1	0	0	0	36	0	1
Team Total	.260	128	4231	599	1100	214	25	98	554	1658	420	12	873	79	47	.331	.392	.723	41	27	52	110							91

PITCHERS	W	L	ERA	G	GS	CG	SHO	SV	SVO	IP	H	R	ER	HR	HB	BB	IBB	SO	BK	WP	GO/AO	DP	WHIP	AVG	AB	TBF	SF	GF	HLD
* Albers, Andrew	4	3	3.64	16	14	0	0	0	0	81.2	92	33	33	5	2	10	0	61	3	6	1.20	8	1.25	.295	312	328	1	0	0
Bromberg, David	2	2	3.92	23	8	1	1	0	0	62.0	61	28	27	3	3	28	0	57	0	5	0.76	5	1.44	.257	237	272	1	3	3
* Darnell, Logan	9	11	5.08	25	25	0	0	0	0	140.0	171	82	79	19	2	44	1	91	3	11	1.13	12	1.54	.306	558	613	7	0	0
* French, Luke	2	0	1.64	6	6	0	0	0	0	33.0	19	7	6	1	1	12	0	19	0	1	1.00	4	0.94	.174	109	123	0	0	0
* Gonzalez, Jose	2	1	4.66	9	0	0	0	0	0	9.2	7	8	5	1	1	6	0	11	0	0	0.19	0	1.34	.194	36	44	1	2	2
Guerra, Deolis	2	0	0.71	7	0	0	0	1	1	12.2	5	1	1	0	1	1	0	15	0	2	1.20	1	0.47	.119	42	44	0	2	3
Hauser, Matthew	0	0	2.45	7	0	0	0	1	1	11.0	11	4	3	2	1	4	0	7	0	0	0.71	2	1.36	.262	42	47	0	3	0
Hermesen, B.J.	10	5	3.10	20	20	1	0	0	0	127.2	132	52	44	10	5	21	0	68	0	1	1.04	10	1.20	.268	493	528	5	0	0
Hirschfeld, Steven	8	7	3.57	19	19	1	1	0	0	111.0	123	49	44	10	2	26	0	75	0	2	0.61	10	1.34	.284	433	466	3	0	0
* Ibarra, Edgar	2	1	6.59	20	0	0	0	0	1	28.2	35	25	21	4	0	11	0	25	0	2	1.67	7	1.60	.310	113	127	2	8	0
Jacobson, Brett	0	3	7.50	18	6	0	0	0	0	42.0	44	41	35	4	6	45	0	25	0	14	1.28	4	2.12	.284	155	209	2	2	0
Lanigan, Bobby	1	3	3.86	22	0	0	0	3	5	30.1	36	15	13	3	2	4	0	28	0	2	1.86	2	1.32	.288	125	133	1	9	0
Marquis, Jason	1	0	1.93	2	2	0	0	0	0	14.0	12	3	3	1	0	0	0	11	0	0	2.86	2	0.86	.240	50	50	0	0	0
* Martin, Blake	4	5	4.40	36	10	1	1	0	1	73.2	68	39	36	5	4	33	1	68	1	1	0.65	7	1.37	.251	271	315	4	10	2
Martis, Shairon	1	1	5.68	4	3	0	0	0	0	19.0	23	13	12	2	0	5	0	11	1	1	1.10	1	1.47	.303	76	83	0	0	0
T Martis, Shairon	7	3	4.85	15	11	0	0	0	0	72.1	68	40	39	9	0	24	0	41	1	4	1.14	5	1.27	.251	271	302	2	1	0
Oliveros, Lester	1	1	1.42	13	0	0	0	2	2	19.0	10	3	3	0	0	7	2	16	0	1	0.76	1	0.89	.164	61	70	0	4	0
Perdomo, Luis	4	4	2.75	26	0	0	0	2	4	39.1	27	13	12	0	1	16	1	43	0	2	1.18	2	1.09	.191	141	159	0	16	1
Popham, Marty	1	1	4.02	9	0	0	0	0	0	15.2	18	8	7	1	1	3	0	16	0	1	0.76	0	1.34	.286	63	68	1	4	1
Pugh, Bruce	3	1	1.53	25	0	0	0	7	9	35.1	23	7	6	2	2	18	2	41	1	5	0.51	0	1.16	.190	121	146	1	17	1
Sattler, Daniel	1	0	2.03	5	0	0	0	1	1	13.1	10	3	3	1	0	4	0	4	0	1	0.79	1	1.05	.208	48	52	0	3	0
* Thielbar, Caleb	2	0	1.80	16	0	0	0	4	4	25.0	18	5	5	1	0	3	1	26	0	0	1.40	3	0.84	.198	91	95	0	11	2
* Thompson, Aaron	3	8	5.51	17	13	0	0	0	0	78.1	107	52	48	9	6	21	0	39	0	4	0.95	6	1.63	.340	315	352	8	0	0
Thompson, Brad	0	1	10.29	4	1	0	0	0	0	7.0	16	9	8	1	1	0	0	5	0	1	0.60	1	2.29	.457	35	38	1	1	0
Turpen, Daniel	3	2	4.25	33	0	0	0	5	7	53.0	52	28	25	4	3	23	1	59	0	5	1.18	4	1.42	.255	204	233	3	18	4
Watts, Dakota	2	0	3.00	17	0	0	0	1	2	24.0	23	11	8	0	0	12	0	18	0	1	2.19	2	1.46	.253	91	104	0	10	3
Wimmers, Alex	0	0	4.15	1	1	0	0	0	0	4.1	6	2	2	1	0	2	0	3	0	0	1.50	0	1.85	.316	19	21	0	0	0
Team Total	68	60	3.96	128	128	4	10	27	38	1110.2	1149	541	489	90	44	359	9	842	9	69	1.23	95	1.36	.271	4241	4720	41	123	22

KEY: * - lefthanded hitter/pitcher, # - switch hitter

	GI																			---GAMES BY POSITION---									
	AVG	G	AB	R	H	2B	3B	HR	RBI	TB	BB	IBB	SO	SB	CS	OBP	SLG	OPS	SF	SAC	HBP	DP	1B	2B	3B	SS	OF	C	E
* Arcia, Oswaldo	.309	55	207	22	64	16	3	7	31	107	23	2	45	1	3	.376	.517	.893	3	1	1	3	0	0	0	0	51	0	2
Benson, Joe	.303	8	33	7	10	3	0	1	8	16	5	1	9	4	0	.395	.485	.880	0	0	0	0	0	0	0	8	0	0	
Goncalves, Jonathan	.232	18	56	7	13	5	0	0	10	18	8	0	15	2	1	.333	.321	.655	1	0	1	1	0	0	0	18	0	0	
* Gonzales, Michael	.244	72	225	28	55	12	0	6	27	85	30	2	69	0	0	.340	.378	.717	5	1	5	4	63	0	0	0	0	7	
Hidalgo, Anderson	.228	78	268	33	61	12	1	3	36	84	21	0	50	1	0	.293	.313	.606	3	3	5	7	0	0	62	0	1	0	9
Knudson, Kyle	.256	45	156	22	40	9	0	0	13	49	22	0	37	0	0	.364	.314	.678	1	1	5	5	0	0	1	0	0	34	2
Leer, Andy	.187	83	246	31	46	9	0	3	23	64	34	1	82	4	3	.291	.260	.551	2	3	3	2	27	34	22	0	1	1	6
* Liddle, Steven	.237	22	76	14	18	2	0	1	11	23	10	0	19	1	0	.341	.303	.644	0	0	2	0	22	0	0	0	0	0	1
# Michael, Levi	.238	106	390	51	93	11	4	2	33	118	49	1	77	5	0	.331	.303	.634	6	9	8	9	0	54	0	52	0	0	15
Morales, Angel	.201	102	333	46	67	7	4	6	28	100	37	0	108	7	3	.286	.300	.586	4	3	4	6	0	0	0	0	98	0	5
* Ortiz, Daniel	.242	85	327	45	79	17	5	7	29	127	19	1	61	4	4	.289	.388	.677	1	3	3	7	0	0	0	0	84	0	1
Perez, Jairo	.265	65	238	39	63	13	1	6	30	96	23	1	28	4	2	.350	.403	.754	3	0	10	6	0	8	42	0	3	0	13
Pinto, Josmil	.296	92	345	45	102	22	2	12	50	164	39	0	61	0	0	.362	.475	.838	5	0	0	11	0	0	0	0	0	56	5
Ramirez, Wilkin	.267	4	15	1	4	0	0	0	0	4	1	0	5	0	0	.313	.267	.579	0	0	0	1	0	0	0	0	4	0	0
Rams, Daniel	.229	62	210	33	48	7	2	5	28	74	31	1	87	0	2	.329	.352	.682	1	1	1	5	0	0	0	0	36	1	3
* Ray, Lance	.243	100	345	39	84	20	1	13	65	145	44	0	75	5	1	.328	.420	.749	5	1	2	5	19	0	0	0	68	0	6
Rohlfing, Daniel	.218	45	165	10	36	8	0	1	19	47	17	0	34	0	1	.296	.285	.581	2	1	2	7	4	0	0	0	1	35	0
# Santana, Daniel	.283	109	456	63	129	18	8	6	52	181	27	2	73	16	10	.327	.397	.723	3	3	4	4	0	32	0	73	2	0	24
* Tosoni, Rene	.231	4	13	2	3	1	0	1	2	7	1	0	3	0	0	.286	.538	.824	0	0	0	0	0	0	0	0	4	0	0
Team Total	.247	123	4104	538	1015	192	31	80	495	1509	441	12	938	54	30	.325	.368	.693	45	30	56	83							114

	W L		ERA	G	GS	CG	SHO	SV	SVO	IP	H	R	ER	HR	HB	BB	IBB	SO	BK	WP	GO/AO	DP	WHIP	AVG	AB	TBF	SF	GF	HLD
	Achter, A.J.	2	1	0.95	15	0	0	0	4	6	28.1	19	8	3	0	0	3	0	31	1	5	0.39	0	0.78	.179	106	110	0	9
Baker, Scott	0	0	54.00	1	1	0	0	0	0	0.1	2	2	2	0	0	0	0	0	0	0	0.00	0	6.00	.667	3	3	0	0	0
Boer, Madison	6	10	6.52	20	17	0	0	0	0	98.0	134	80	71	13	7	32	0	57	1	6	1.00	7	1.69	.330	406	456	6	1	0
Bowen, Ricky	4	6	2.97	43	0	0	0	5	7	69.2	67	28	23	2	3	27	2	61	0	7	1.18	8	1.35	.259	259	293	3	27	5
Capps, Matt	1	0	0.00	2	1	0	0	0	0	2.0	1	1	0	0	0	0	0	1	0	0	0.50	0	0.50	.143	7	8	1	0	0
* Davis, Tony	2	0	15.19	5	0	0	0	0	2	5.1	10	9	9	1	0	3	0	4	0	1	1.80	0	2.44	.357	28	31	0	2	0
* Dean, Pat	8	8	4.04	25	25	0	0	0	0	140.1	163	69	63	11	5	30	0	69	1	0	0.72	8	1.38	.291	560	600	3	0	0
* Dempster, Clint	0	0	2.35	8	0	0	0	0	0	15.1	15	4	4	1	1	10	0	14	0	0	1.38	1	1.63	.250	60	71	0	4	2
* Fuentes, Nelvin	3	0	3.69	27	0	0	0	0	2	53.2	54	29	22	5	2	15	0	55	1	8	0.63	3	1.29	.262	206	230	4	6	6
Garcia, Jhon	1	5	3.80	11	7	0	0	0	0	42.2	46	23	18	4	3	14	1	28	0	3	0.88	4	1.41	.275	167	187	2	0	2
Gibson, Kyle	0	0	2.57	2	2	0	0	0	0	7.0	6	2	2	1	1	1	0	7	0	0	1.80	0	1.00	.231	26	29	0	0	0
* Gonzalez, Jose	2	4	4.85	25	2	0	0	0	2	52.0	46	32	28	7	8	13	0	51	1	2	0.65	1	1.13	.237	194	220	5	3	2
Hauser, Matthew	4	2	2.88	31	6	0	0	1	2	72.0	60	27	23	2	5	28	0	58	0	4	1.34	5	1.22	.226	265	303	0	13	3
Hermesen, B.J.	1	0	0.78	4	4	0	0	0	0	23.0	16	2	2	1	1	5	0	12	0	0	1.07	3	0.91	.190	84	90	0	0	0
* Ibarra, Edgar	1	3	3.60	18	0	0	0	2	3	45.0	49	28	18	1	6	16	0	41	1	6	1.09	5	1.44	.272	180	206	2	6	1
Leer, Andy	0	0	0.00	1	0	0	0	0	0	1.0	0	0	0	0	0	0	0	0	0	0	0.50	0	0.00	.000	3	3	0	1	0
Munoz, Miguel	2	7	4.91	25	5	0	0	1	2	58.2	67	36	32	7	4	24	0	43	0	2	1.07	5	1.55	.291	230	260	1	5	1
* Nelsson, Cole	5	6	6.50	21	12	0	0	2	2	72.0	100	60	52	4	3	44	0	58	0	6	1.31	7	2.00	.326	307	360	4	3	0
* O'Rourke, Ryan	0	0	8.18	6	0	0	0	0	0	11.0	18	11	10	1	1	3	0	8	0	3	0.85	1	1.91	.367	49	54	1	1	1
Pavano, Carl	0	0	1.80	2	2	0	0	0	0	5.0	4	1	1	1	0	0	0	3	0	0	1.40	1	0.80	.211	19	19	0	0	0
Popham, Marty	3	2	5.04	15	12	0	0	0	0	69.2	80	41	39	4	2	29	0	48	0	1	0.55	5	1.56	.293	273	311	5	1	1
Pugh, Bruce	1	3	2.60	17	0	0	0	5	6	27.2	29	15	8	2	1	8	0	24	0	1	0.85	0	1.34	.266	109	123	1	10	1
Salcedo, Adrian	0	1	6.39	8	7	0	0	0	0	25.1	33	24	18	1	1	15	0	14	0	1	1.81	1	1.89	.314	105	122	0	0	1
Sattler, Daniel	0	0	1.80	3	0	0	0	1	1	5.0	3	1	1	0	0	2	0	5	0	1	0.67	0	1.00	.176	17	20	1	3	0
Soliman, Manuel	0	1	5.40	2	2	0	0	0	0	5.0	7	3	3	1	0	5	0	5	0	0	0.50	0	2.40	.333	21	26	0	0	0
Stuifbergen, Tom	5	6	5.22	13	12	0	0	0	0	60.1	87	41	35	3	4	11	0	34	0	0	1.41	6	1.62	.336	259	283	1	0	0
Summers, Matthew	1	3	3.71	6	6	0	0	0	0	26.2	35	14	11	5	0	16	0	15	1	1	0.74	4	1.91	.330	106	127	2	0	0
* Thielbar, Caleb	1	1	0.00	7	0	0	0	1	1	12.1	4	1	0	0	2	2	0	16	0	0	0.75	1	0.49	.100	40	45	0	6	0
Tonkin, Michael	0	1	3.12	18	0	0	0	5	6	26.0	20	11	9	1	2	11	0	36	0	1	1.05	1	1.19	.208	96	110	0	14	1
Waldrop, Kyle	0	0	0.00	4	0	0	0	0	0	4.0	2	0	0	0	0	1	0	5	0	0	0.40	0	0.75	.143	14	15	0	1	2
Watts, Dakota	0	0	0.87	7	0	0	0	1	1	10.1	4	1	1	1	1	2	0	9	0	0	0.82	1	0.58	.121	33	36	0	6	0
Team Total	53	70	4.25	123	123	0	5	28	43	1074.2	1181	604	508	80	63	370	3	812	7	59	1.20	78	1.44	.279	4232	4751	42	122	29

KEY: * - lefthanded hitter/pitcher, # - switch hitter

Choose a highlighted category to sort. NOTE: Rate stats do not use qualifiers.

GI ---GAMES BY POSITION---

BATTERS	AVG	G	AB	R	H	2B	3B	HR	RBI	TB	BB	IBB	SO	SB	CS	OBP	SLG	OPS	SF	SAC	HBP	DP	1B	2B	3B	SS	OF	C	E
Bryant, Adam	.243	75	296	32	72	10	2	1	32	89	14	0	56	2	5	.279	.301	.580	3	3	2	10	33	11	1	20	0	0	7
Goncalves, Jonathan	.278	86	306	42	85	16	4	2	31	115	39	0	50	14	9	.370	.376	.746	4	6	8	5	0	0	1	0	78	0	1
Grimes, Tyler	.198	94	293	44	58	16	3	4	21	92	38	1	89	7	6	.311	.314	.625	2	3	11	3	0	13	1	73	0	0	26
Knudson, Kyle	.250	18	56	3	14	3	0	1	9	20	6	1	9	0	0	.323	.357	.680	0	2	0	4	0	0	0	0	0	18	1
Koch, Matthew	.246	81	272	41	67	19	2	8	37	114	32	1	100	1	3	.345	.419	.764	2	6	10	4	1	0	0	0	0	62	11
Leachman, Drew	.278	93	353	39	98	10	4	3	41	125	38	1	56	8	6	.354	.354	.708	2	1	5	10	15	0	0	0	51	0	4
* Little, Steven	.283	32	106	16	30	12	1	3	14	53	24	0	24	2	1	.417	.500	.917	1	0	1	2	29	0	0	0	1	0	3
* Lin, Wang-Wei	.215	92	317	44	68	12	4	2	22	94	42	0	66	8	6	.323	.297	.620	2	6	10	7	0	0	0	0	84	0	7
* Ortiz, Daniel	.299	22	87	8	26	4	0	2	13	36	4	0	15	3	4	.337	.414	.751	0	2	1	2	0	0	0	0	19	0	1
Pettersen, Adam	.234	80	274	42	64	11	2	2	27	85	20	0	48	9	1	.290	.310	.601	5	10	4	3	0	37	11	15	11	0	10
Rhodes, Rory	.189	26	90	12	17	3	0	2	13	26	10	0	27	1	3	.262	.289	.551	3	0	0	1	26	0	0	0	0	0	6
* Roberts, Nate	.298	65	235	47	70	14	2	4	27	100	38	0	27	23	5	.430	.426	.855	1	3	17	10	0	0	0	0	61	0	3
Rodriguez, Jairo	.255	57	192	18	49	10	0	2	17	65	16	0	36	0	0	.321	.339	.659	1	5	3	7	0	0	0	0	0	51	7
* Rosario, Eddie	.294	82	327	51	96	25	3	10	57	157	30	1	54	9	11	.350	.480	.830	5	0	1	10	0	60	0	0	15	0	14
Sano, Miquel	.263	120	422	72	111	26	4	26	93	223	76	4	140	7	3	.381	.528	.909	6	0	8	9	1	0	117	0	0	0	42
# Vargas, Kennys	.320	27	97	16	31	5	1	10	27	68	19	3	27	0	0	.436	.701	1.137	0	0	1	3	25	0	1	0	0	0	3
Wickens, Stephen	.298	36	124	19	37	8	0	1	16	48	17	1	20	5	4	.412	.387	.799	0	4	7	2	0	7	0	22	0	0	7
# Williams, JaDamion	.227	85	308	52	70	14	2	5	35	103	35	1	103	19	6	.308	.334	.643	2	2	2	1	0	0	0	0	71	0	3
Team Total	.256	126	4155	598	1063	218	34	88	532	1613	498	14	947	118	73	.345	.388	.734	39	53	91	93							171
PITCHERS	W	L	ERA	G	GS	CG	SHO	SV	SVO	IP	H	R	ER	HR	HB	BB	IBB	SO	BK	WP	GO/AO	DP	WHIP	AVG	AB	TBF	SF	GF	HLD
Achter, A.J.	3	1	2.48	18	1	0	0	0	2	40.0	33	17	11	5	1	12	1	49	0	5	0.47	0	1.13	.226	146	161	2	2	3
Atherton, Tim	1	0	1.84	21	0	0	0	0	0	44.0	23	11	9	3	0	26	1	55	2	0	0.70	2	1.11	.154	149	177	1	3	3
Baxendale, DJ	0	0	1.59	6	0	0	0	1	1	5.2	5	1	1	0	0	0	0	9	0	0	1.67	0	0.88	.227	22	22	0	6	0
Boer, Madison	2	2	3.58	5	5	0	0	0	0	27.2	26	13	11	1	0	10	0	20	0	1	1.31	2	1.30	.252	103	116	3	0	0
* Carter, Bart	1	1	7.90	20	0	0	0	0	2	27.1	39	27	24	4	1	12	1	35	0	1	1.19	3	1.87	.328	119	133	0	8	3
* Dempster, Clint	2	3	2.21	30	0	0	0	4	6	36.2	30	10	9	3	2	14	3	33	0	0	1.92	5	1.20	.226	133	155	1	23	3
* Evans, Steven	0	0	4.00	4	0	0	0	0	0	9.0	8	4	4	0	1	5	0	12	0	0	1.14	0	1.44	.235	34	41	1	2	0
* Fuentes, Nelvin	0	0	2.45	7	0	0	0	0	0	11.0	8	3	3	0	1	4	1	15	0	3	0.36	0	1.09	.195	41	47	1	1	1
Gallant, Dallas	1	0	2.53	9	0	0	0	1	2	10.2	6	4	3	0	0	8	0	14	0	0	0.70	0	1.31	.167	36	45	1	3	1
* Gruver, Steven	5	8	3.75	27	17	0	0	0	0	105.2	121	59	44	7	6	26	2	63	1	13	1.27	11	1.39	.288	420	463	9	2	0
* Hurlbut, David	5	6	2.82	23	13	0	0	1	1	99.0	95	42	31	4	5	25	0	80	2	7	1.69	10	1.21	.253	376	412	2	5	0
Johnson, Cole	2	1	1.41	13	3	0	0	0	0	32.0	21	6	5	2	1	9	0	42	0	1	0.86	1	0.94	.181	116	128	0	2	2
Jones, Tyler	3	5	5.27	15	13	0	0	0	0	66.2	73	47	39	4	2	32	0	78	0	7	1.29	3	1.58	.274	266	302	1	0	1
Jones, Zachary	0	0	0.93	8	0	0	0	4	4	9.2	4	1	1	1	0	2	0	16	0	1	0.71	0	0.62	.125	32	34	0	8	0
* Kimes, Corey	1	0	4.82	5	0	0	0	0	0	9.1	12	6	5	0	1	4	0	6	0	0	1.86	3	1.71	.333	36	43	1	3	0
* Melotakis, Mason	3	1	3.00	9	0	0	0	1	3	12.0	13	6	4	3	0	4	0	15	0	0	1.30	0	1.42	.265	49	55	1	4	0
* O'Rourke, Ryan	2	5	5.59	29	2	0	0	2	6	56.1	61	38	35	7	0	16	2	56	0	6	0.79	2	1.37	.272	224	244	2	10	2
Pettersen, Adam	0	0	0.00	1	0	0	0	0	0	1.0	0	0	0	0	0	1	0	0	0	0	2.00	0	1.00	.000	3	4	0	1	0
* Rogers, Taylor	1	2	3.80	5	4	0	0	0	0	23.2	27	18	10	5	2	10	0	23	0	2	1.43	3	1.56	.270	100	113	0	0	0
Shibuya, Tim	3	6	5.59	17	15	1	1	0	0	74.0	88	62	46	8	12	15	1	56	0	3	1.93	8	1.39	.281	313	341	1	0	0
Summers, Matthew	9	4	3.55	19	18	1	1	0	0	109.0	103	56	43	9	6	34	0	71	0	13	1.02	8	1.26	.249	414	459	3	0	0
* Tomshaw, Matt	4	3	2.91	17	11	0	0	0	0	68.0	63	30	22	3	1	15	0	49	0	7	1.48	11	1.15	.251	251	272	4	0	1
Tonkin, Michael	3	0	1.38	22	0	0	0	6	9	39.0	29	8	6	1	1	9	1	53	0	5	1.82	2	0.97	.206	141	154	2	7	2
* Wheeler, Jason	13	6	3.53	24	24	0	0	0	0	137.2	149	67	54	10	6	39	0	101	0	6	1.42	10	1.37	.281	530	589	6	0	0
* Williams, Corey	4	4	3.90	43	0	0	0	16	17	55.1	52	29	24	5	4	31	3	59	1	4	1.86	5	1.50	.246	211	249	0	34	1
Team Total	68	58	3.60	126	126	2	8	36	53	1110.1	1089	565	444	85	53	363	16	1010	6	85	1.62	89	1.31	.255	4265	4759	42	124	23

KEY: * - lefthanded hitter/pitcher, # - switch hitter

Choose a highlighted category to sort. NOTE: Rate stats do not use qualifiers.

GI ---GAMES BY POSITION---

BATTERS	AVG	G	AB	R	H	2B	3B	HR	RBI	TB	BB	IBB	SO	SB	CS	OBP	SLG	OPS	SF	SAC	HBP	DP	1B	2B	3B	SS	OF	C	E
Altobelli, Bo	.216	14	51	6	11	2	0	0	5	13	4	0	10	0	0	.273	.255	.528	0	2	0	2	0	0	0	0	0	14	1
Arias, Jhonatan	.313	28	96	14	30	6	0	1	11	39	7	0	14	0	1	.352	.406	.759	2	1	0	5	0	0	0	0	0	25	3
Buxton, Byron	.217	13	46	9	10	3	0	0	3	13	4	0	8	3	0	.294	.283	.577	0	0	1	0	0	0	0	0	11	0	0
# Cross, Kelly	.000	3	9	1	0	0	0	0	1	0	2	0	3	0	0	.182	.000	.182	0	0	0	1	0	0	0	0	0	3	0
# Goodrum, Niko	.243	52	202	35	49	11	6	3	35	81	35	1	49	6	2	.353	.401	.754	3	0	1	2	0	0	6	44	0	0	17
Harrison, Travis	.305	52	190	35	58	11	4	4	24	89	21	0	44	3	0	.389	.468	.858	3	0	7	2	0	0	51	0	0	0	21
Hendricks, Joshua	.240	26	96	9	23	9	0	1	13	35	9	0	33	0	0	.308	.365	.673	1	0	1	3	18	0	0	0	0	0	1
* Hicks, D.J.	.271	25	96	19	26	6	0	3	19	41	18	0	32	1	0	.397	.427	.824	0	0	2	2	18	0	0	0	0	0	2
* Jimenez, Romy	.370	29	100	26	37	10	1	6	33	67	15	0	18	0	1	.448	.670	1.118	1	0	0	4	0	0	0	0	29	0	1
* Kepler, Max	.290	52	200	35	58	13	4	8	42	103	27	0	30	6	0	.394	.515	.909	1	0	8	5	0	0	0	0	45	0	1
* Mention, Kelvin	.190	17	58	11	11	2	0	1	7	16	5	0	14	1	0	.288	.276	.564	0	1	3	1	0	0	0	0	16	0	0
# Pimentel, Candido	.332	49	196	39	65	9	3	1	20	83	20	0	37	14	7	.396	.423	.820	0	4	1	1	0	21	0	0	20	0	4
# Polanco, Jorge	.318	45	154	32	49	14	2	4	23	79	17	0	24	5	3	.388	.513	.901	4	2	3	1	0	31	0	12	1	0	7
Quesada, Michael	.234	18	64	13	15	5	0	0	10	20	8	0	16	0	0	.329	.313	.641	0	0	1	1	0	0	0	0	0	17	1
Rhodes, Rory	.275	40	153	27	42	8	2	5	25	69	16	0	41	1	1	.349	.451	.800	1	0	2	2	22	0	0	0	4	0	1
Walker II, Adam	.260	52	208	43	54	7	3	14	43	109	16	0	69	3	0	.316	.524	.840	0	0	1	4	0	0	0	0	47	0	3
Wickens, Stephen	.424	10	33	8	14	2	2	0	4	20	5	0	6	1	1	.500	.606	1.106	1	0	1	1	0	6	0	2	1	0	0
Team Total	.283	57	1952	362	552	118	27	51	318	877	229	1	448	44	16	.365	.449	.814	17	10	32	37							71

PITCHERS	W	L	ERA	G	GS	CG	SHO	SV	SVO	IP	H	R	ER	HR	HB	BB	IBB	SO	BK	WP	GO/AO	DP	WHIP	AVG	AB	TBF	SF	GF	HLD
Arevalo, Ricardo	1	2	5.44	12	11	0	0	0	0	43.0	40	30	26	6	0	24	0	48	0	10	0.93	2	1.49	.240	167	193	2	1	0
Bard, Luke	0	0	0.00	4	0	0	0	1	1	3.0	2	0	0	0	0	2	0	4	0	0	3.00	0	1.33	.200	10	12	0	2	1
Baxendale, DJ	0	0	0.00	6	0	0	0	0	0	7.2	1	0	0	0	0	1	0	16	0	1	0.40	0	0.26	.042	24	25	0	2	1
Berrios, Jose	1	0	0.00	2	2	0	0	0	0	9.0	3	0	0	0	1	1	0	16	0	1	1.75	0	0.44	.100	30	32	0	0	0
Boyd, Hudson	2	5	2.39	11	11	0	0	0	0	49.0	50	25	13	5	5	17	0	32	0	3	1.29	6	1.37	.254	197	221	1	0	0
Burris, Joshua	6	0	1.48	15	0	0	0	0	0	30.1	19	8	5	1	1	20	0	33	0	0	1.55	3	1.29	.179	106	129	0	2	0
Chargois, J.T.	0	0	2.03	10	0	0	0	3	3	13.1	9	4	3	0	0	4	0	17	0	0	6.00	1	0.98	.196	46	51	0	6	2
Duffey, Tyler	2	0	1.80	10	0	0	0	2	2	15.0	7	3	3	1	0	2	0	22	0	1	0.53	0	0.60	.135	52	54	0	5	1
* Evans, Steven	0	0	5.40	6	0	0	0	0	0	10.0	13	6	6	0	1	5	1	12	0	2	2.80	0	1.80	.295	44	50	0	1	0
* Ferreira, Andrew	1	0	1.04	7	0	0	0	0	0	8.2	7	1	1	0	1	4	0	12	0	1	0.71	0	1.27	.226	31	36	0	1	3
Gallant, Dallas	0	0	0.00	5	0	0	0	1	1	6.0	3	0	0	0	0	0	0	8	0	0	1.50	0	0.50	.143	21	21	0	5	0
Herr, Tyler	3	0	3.20	18	0	0	0	1	1	25.1	23	9	9	2	2	7	0	22	1	2	2.62	5	1.18	.258	89	101	2	7	1
Huber, Travis	1	0	10.80	6	0	0	0	1	1	8.1	14	10	10	1	0	4	0	8	0	0	1.43	0	2.16	.359	39	43	0	1	1
Jones, Zachary	0	0	0.00	6	0	0	0	0	0	6.0	2	0	0	0	0	4	0	9	0	2	1.25	0	1.00	.100	20	24	0	4	0
* Kimes, Corey	3	0	2.51	8	6	0	0	0	0	28.2	25	9	8	2	0	8	0	18	0	0	1.65	3	1.15	.225	111	120	1	0	0
* Lee, Brett	4	0	2.04	15	3	0	0	0	1	39.2	32	12	9	3	0	10	1	46	0	3	1.70	3	1.06	.218	147	161	3	1	2
Mata, Angel	4	2	2.81	11	11	0	0	0	0	48.0	28	18	15	5	2	27	0	51	2	6	1.44	6	1.15	.170	165	196	0	0	0
Mazza, Chris	3	0	2.31	7	0	0	0	0	0	11.2	9	4	3	1	1	0	0	11	0	0	1.27	0	0.77	.205	44	46	1	2	1
* Melotakis, Mason	1	1	1.35	7	0	0	0	0	1	6.2	2	2	1	0	0	2	0	10	0	0	1.00	0	0.60	.091	22	24	0	5	0
Merck, Kaleb	2	1	4.95	14	0	0	0	2	2	20.0	21	11	11	2	1	6	1	24	0	2	2.40	3	1.35	.266	79	86	0	7	2
* Nunez, Luis	0	2	6.00	12	0	0	0	0	0	18.0	13	14	12	1	2	13	0	17	0	1	2.25	0	1.44	.194	67	84	0	2	1
Powell, Christian	1	0	5.74	10	0	0	0	1	1	15.2	18	11	10	0	1	7	0	20	0	1	1.17	1	1.60	.290	62	72	0	3	1
* Robb, Hein	2	4	3.72	12	7	0	0	0	0	36.1	40	22	15	3	4	13	0	35	0	4	1.92	2	1.46	.276	145	165	3	0	1
* Rogers, Taylor	2	1	1.80	6	6	0	0	0	0	30.0	20	7	6	2	3	5	0	39	0	0	1.58	1	0.83	.187	107	116	1	0	0
Team Total	39	18	3.03	57	57	0	9	12	14	489.1	401	206	165	35	25	186	3	530	3	40	1.96	36	1.20	.220	1825	2062	14	57	18

KEY: * - lefthanded hitter/pitcher, # - switch hitter

Choose a highlighted category to sort. NOTE: Rate stats do not use qualifiers.

GI ---GAMES BY POSITION---

BATTERS		AVG	G	AB	R	H	2B	3B	HR	RBI	TB	BB	IBB	SO	SB	CS	OBP	SLG	OPS	SF	SAC	HBP	DP	1B	2B	3B	SS	OF	C	E
Benson, Joe		.375	3	8	1	3	1	0	0	0	4	1	0	2	1	1	.444	.500	.944	0	0	0	0	0	0	0	0	1	0	0
Buxton, Byron		.216	27	88	17	19	4	3	4	14	41	11	0	26	4	3	.324	.466	.789	0	0	3	0	0	0	0	0	22	0	2
Compton, Brian		.130	7	23	2	3	1	0	0	1	4	0	0	3	0	0	.130	.174	.304	0	1	0	0	0	0	0	0	0	6	0
# Cross, Kelly		.197	23	76	7	15	1	0	1	4	19	5	0	26	0	0	.244	.250	.494	1	0	0	1	0	0	0	0	0	21	4
# Fernandez, Jorge		.291	26	86	8	25	2	0	0	10	27	3	0	22	1	0	.319	.314	.633	1	1	1	2	3	0	0	0	0	21	3
Haar, Bryan		.235	40	136	12	32	7	1	1	14	44	13	0	32	3	3	.307	.324	.631	2	0	2	6	36	0	0	0	0	0	4
Hurt, Will		.141	26	78	5	11	0	0	0	3	11	7	0	23	1	2	.221	.141	.362	0	1	1	2	0	5	0	17	0	4	
Larson, Zach		.270	14	37	4	10	1	1	0	2	13	3	0	9	3	0	.341	.351	.693	0	1	1	2	0	0	0	0	13	0	0
Licon, Joel		.254	44	142	16	36	7	2	0	16	47	17	0	33	5	2	.352	.331	.683	1	2	5	4	0	10	17	2	10	0	7
# Meija, Aderlin		.333	43	153	23	51	11	0	0	18	62	12	0	12	11	7	.379	.405	.784	3	3	1	2	5	2	18	19	0	0	5
Murphy, John		.200	48	155	27	31	8	1	0	17	41	15	0	36	13	6	.280	.265	.545	2	1	3	3	0	0	0	0	44	0	1
Ortiz, Kelvin		.227	40	110	18	25	6	2	2	8	41	14	0	36	7	2	.348	.373	.721	1	1	7	2	0	0	0	0	35	0	0
Pimentel, Javier		.207	34	116	10	24	7	0	1	13	34	2	0	33	1	0	.231	.293	.525	1	0	2	2	11	0	16	0	3	0	4
# Pineda, Jeremias		.233	11	43	4	10	0	0	0	2	10	3	0	9	5	2	.283	.233	.515	0	0	0	1	0	0	0	0	11	0	1
T # Pineda, Jeremias		.375	47	176	24	66	9	3	0	24	81	8	0	31	19	9	.406	.460	.867	1	1	2	3	0	0	0	0	44	0	3
# Ramirez, Jose		.246	45	130	17	32	2	1	0	13	36	10	0	28	3	5	.310	.277	.587	2	4	3	4	0	27	7	10	1	0	5
Rodriguez, Dereck		.304	25	79	12	24	7	0	2	10	37	11	0	23	5	2	.402	.468	.871	0	0	2	1	0	0	0	0	23	0	1
* Rosario, Eddie		.368	5	19	2	7	3	0	1	4	13	1	0	2	0	0	.400	.684	1.084	0	0	0	0	0	4	0	0	1	0	0
Santy, Bryan		.308	18	52	7	16	5	0	0	7	21	9	0	9	1	3	.431	.404	.835	1	1	3	0	0	0	0	0	0	10	2
* Tosoni, Rene		.316	5	19	4	6	4	0	0	5	10	1	0	2	1	0	.350	.526	.876	0	0	0	0	1	0	0	0	4	0	0
# Wade, Logan		.254	36	114	12	29	6	4	1	10	46	12	0	26	2	2	.325	.404	.729	0	2	0	8	3	11	0	10	5	0	7
Younis, Jacob		.152	11	33	4	5	0	0	0	2	5	2	0	6	0	1	.243	.152	.395	0	0	2	1	0	3	0	0	6	0	0
Team Total		.244	55	1697	212	414	83	15	13	173	566	152	0	398	67	41	.317	.334	.650	15	18	36	41							62

PITCHERS		W	L	ERA	G	GS	CG	SHO	SV	SVO	IP	H	R	ER	HR	HB	BB	IBB	SO	BK	WP	GO/AO	DP	WHIP	AVG	AB	TBF	SF	GF	HLD
* Albers, Andrew		1	0	1.93	2	1	0	0	0	0	4.2	4	1	1	0	0	3	0	3	0	0	2.67	0	1.50	.222	18	21	0	0	0
Bard, Luke		0	0	6.75	3	1	0	0	0	0	4.0	3	3	3	0	1	5	0	3	0	0	1.33	1	2.00	.231	13	19	0	0	0
Berrios, Jose		1	0	1.08	8	1	0	0	4	4	16.2	7	2	2	0	0	3	0	27	0	0	0.79	0	0.60	.121	58	62	1	4	0
Bromberg, David		0	0	18.00	2	1	0	0	0	0	2.0	6	5	4	0	1	1	0	3	0	0	2.00	0	3.50	.500	12	14	0	0	0
Chen, Hung Yi		2	3	3.21	15	0	0	0	0	0	28.0	23	10	10	2	1	5	0	26	0	3	0.72	1	1.00	.223	103	110	0	6	4
De La Cruz, Melciades		1	4	2.54	17	0	0	0	5	7	28.1	22	14	8	0	5	14	0	30	0	5	1.62	3	1.27	.210	105	126	0	12	2
Gibbons, Sam		3	1	2.59	9	6	0	0	0	0	31.1	27	10	9	1	4	7	0	21	0	4	0.81	4	1.09	.241	112	124	0	0	0
Gibson, Kyle		0	0	2.45	9	7	0	0	0	0	14.2	9	4	4	1	0	4	0	16	0	1	3.33	2	0.89	.176	51	55	0	0	0
Goldsmith, Carson		0	0	6.75	3	0	0	0	0	0	4.0	3	4	3	0	0	5	0	5	0	2	1.00	0	2.00	.231	13	19	1	1	0
Higginbotham, Trent		1	2	7.71	14	0	0	0	2	4	23.1	24	21	20	0	3	19	1	15	0	3	1.13	2	1.84	.282	85	110	1	6	1
Jorge, Felix		0	2	1.82	10	6	0	0	0	0	29.2	24	8	6	0	2	10	0	30	1	3	0.94	0	1.15	.207	116	128	0	2	1
Landa, Yorman		0	3	2.86	9	4	0	0	0	1	28.1	19	11	9	0	1	20	0	21	0	7	2.73	5	1.38	.202	94	117	0	1	0
Lo, Kuo Hua		2	0	1.19	10	6	0	0	0	0	37.2	24	6	5	0	0	5	0	32	1	4	0.90	1	0.77	.179	134	139	0	1	0
* Malinowski, Austin		3	2	2.43	10	6	0	0	0	0	29.2	34	13	8	0	1	10	0	29	1	2	1.32	2	1.48	.286	119	132	1	0	0
* Martinez, Andre		0	1	6.30	5	2	0	0	0	0	10.0	9	8	7	0	0	8	0	6	0	0	0.71	0	1.70	.243	37	47	1	0	0
Mazza, Chris		2	1	0.60	9	0	0	0	1	2	15.0	12	4	1	0	0	1	0	13	0	0	2.30	1	0.87	.214	56	59	1	3	2
* Montanez, Josue		1	0	0.46	6	4	0	0	0	0	19.2	10	5	1	0	0	7	0	24	0	1	1.25	2	0.86	.147	68	77	0	0	0
Muren, Alexander		3	2	1.52	14	0	0	0	4	6	23.2	12	5	4	0	0	9	0	11	0	0	1.52	1	0.89	.148	81	90	0	7	1
Ramirez, Gerardo		4	1	6.62	12	0	0	0	0	0	17.2	24	13	13	0	2	10	0	13	0	3	1.64	2	1.92	.343	70	86	3	2	2
* Rosario, Randy		1	1	2.01	9	6	0	0	0	0	31.1	18	12	7	0	4	19	0	33	0	3	3.21	3	1.18	.167	108	133	1	0	1
Salcedo, Adrian		0	1	3.38	3	2	0	0	0	0	5.1	7	6	2	0	0	1	0	4	0	0	2.25	1	1.50	.292	24	25	0	0	0
Sanudo, Gonzalo		2	0	2.03	13	1	0	0	3	3	31.0	28	7	7	0	0	1	0	29	0	2	1.76	2	0.94	.243	115	116	0	6	2
Slama, Anthony		0	0	3.38	2	0	0	0	0	0	2.2	2	1	1	0	0	1	0	3	0	0	1.00	0	1.13	.222	9	10	0	0	0
Solbach, Markus		2	1	5.82	11	0	0	0	0	0	17.0	27	15	11	2	2	1	0	14	0	1	1.06	1	1.65	.370	73	79	2	4	1
* Tomshaw, Matt		0	0	0.00	2	0	0	0	0	0	3.0	2	0	0	0	0	0	0	1	0	0	0.33	0	0.67	.182	11	11	0	0	0
Wimmers, Alex		0	1	40.50	1	1	0	0	0	0	0.2	4	3	3	0	0	1	0	0	0	1	0.00	0	7.50	.800	5	6	0	0	0
Team Total		29	26	2.92	55	55	0	4	19	27	459.1	384	191	149	6	27	170	1	412	3	45	1.78	34	1.21	.227	1690	1915	12	55	17

KEY: * - lefthanded hitter/pitcher, # - switch hitter

Choose a highlighted category to sort. NOTE: Rate stats do not use qualifiers.

BATTERS	GI ---GAMES BY POSITION---																												
	AVG	G	AB	R	H	2B	3B	HR	RBI	TB	BB	IBB	SO	SB	CS	OBP	SLG	OPS	SF	SAC	HBP	DP	1B	2B	3B	SS	OF	C	E
* Amarante, Junior	.173	37	110	15	19	2	1	0	4	23	8	0	36	3	1	.254	.209	.463	0	1	4	1	0	0	0	0	34	0	4
# Andrade, Jorge	.247	35	97	17	24	3	0	2	20	33	12	0	19	4	3	.348	.340	.688	0	3	3	0	0	23	1	3	1	0	13
# Arias, Victor	.179	35	106	13	19	4	1	0	10	25	6	0	27	6	4	.241	.236	.477	1	2	3	1	20	2	9	2	2	1	6
Baez, Dubal	.264	35	106	19	28	4	0	0	9	32	15	0	19	5	3	.383	.302	.685	1	2	6	0	0	4	2	2	19	0	4
Boni, Junior	.200	32	100	11	20	5	1	0	10	27	18	0	20	6	2	.333	.270	.603	0	1	2	2	0	0	0	0	7	0	0
Ciprian, Ernesto	.270	49	163	20	44	5	4	2	21	63	25	2	39	6	4	.370	.387	.756	2	0	2	3	1	0	0	0	47	0	4
# Concepcion, Eddy	.243	39	140	20	34	6	2	2	19	50	18	0	26	4	4	.327	.357	.684	1	0	0	6	12	0	0	0	0	20	2
# Gonzalez, Luis	.147	43	156	19	23	1	0	2	15	30	17	1	32	4	4	.239	.192	.431	1	1	2	2	14	0	0	0	0	23	8
Martinez, Carlos	.157	44	140	12	22	6	0	0	16	28	14	0	42	2	6	.253	.200	.453	3	1	5	3	4	0	39	0	0	0	17
* Mateo, Francis	.217	40	138	16	30	7	0	3	15	46	11	0	51	1	2	.289	.333	.623	0	1	3	3	1	0	0	0	33	0	4
* Pacheco, Adonis	.318	58	201	35	64	9	12	3	32	106	26	1	37	12	5	.401	.527	.928	2	1	3	5	8	0	0	0	49	0	4
Polanco, Joel	.258	37	128	23	33	15	1	0	16	50	17	0	24	6	2	.373	.391	.763	1	1	7	0	10	0	0	0	1	26	4
# Silva, Jhon	.243	14	37	9	9	1	0	0	5	10	9	0	9	2	3	.404	.270	.675	0	0	1	0	0	0	0	0	14	0	0
Valera, Rafael P	.250	36	116	22	29	2	1	0	12	33	20	0	25	7	4	.371	.284	.656	1	0	3	0	2	11	10	3	11	0	11
# Vielma, Engelb	.268	44	157	24	42	4	3	0	19	52	18	1	27	16	5	.354	.331	.685	2	0	4	2	0	6	0	35	0	0	18
# Ynfante, Gabriel A.	.229	43	118	17	27	1	1	0	12	30	23	0	38	5	1	.378	.254	.633	1	4	6	1	5	17	13	8	0	0	9
# Ynojoso, Jonatan	.180	41	128	23	23	6	2	0	5	33	16	0	32	8	4	.281	.258	.539	0	1	2	3	0	16	0	22	6	0	10
Team Total	.229	66	2141	315	490	81	29	14	240	671	273	5	503	97	57	.329	.313	.643	16	19	56	32							143

PITCHERS	W	L	ERA	G	GS	CG	SHO	SV	SVO	IP	H	R	ER	HR	HB	BB	IBB	SO	BK	WP	GO/AO	DP	WHIP	AVG	AB	TBF	SF	GF	HLD
Abreu, Jose	1	2	2.25	14	7	0	0	1	1	40.0	35	17	10	1	4	9	0	23	0	1	1.58	5	1.10	.236	148	164	0	1	1
Arias, Pedro	0	1	10.13	5	0	0	0	0	0	5.1	7	9	6	0	1	8	0	6	0	2	0.50	0	2.81	.333	21	31	1	1	1
Defrank, Damian	0	4	3.06	13	13	0	0	0	0	50.0	50	23	17	0	5	13	0	27	1	4	1.47	6	1.26	.272	184	206	2	0	0
Florentino, Yeison	0	0	4.50	4	0	0	0	1	1	6.0	10	6	3	0	0	0	0	4	0	0	0.70	0	1.67	.323	31	31	0	1	1
Gonzalez, Miquel	1	4	2.01	12	12	0	0	0	0	44.2	36	25	10	1	2	20	0	35	1	2	0.63	0	1.25	.211	171	197	3	0	0
* Jimenez, Jadison	8	2	3.38	19	0	0	0	1	2	34.2	28	15	13	1	0	19	0	20	0	3	1.85	3	1.36	.228	123	144	1	5	1
Jimenez, Jose	0	3	6.17	13	4	0	0	0	0	23.1	28	20	16	1	5	19	1	18	1	9	1.61	1	2.01	.304	92	117	1	2	0
Martinez, Edgar	3	0	5.40	19	1	0	0	4	5	31.2	48	21	19	1	1	7	1	27	1	2	1.74	2	1.74	.369	130	146	3	11	0
Perez, Sebastian	0	1	6.20	13	0	0	0	0	0	20.1	23	21	14	1	4	12	0	7	0	1	1.55	1	1.72	.295	78	97	2	1	1
Ramirez, Jose	1	0	5.16	14	0	0	0	1	2	22.2	29	22	13	2	2	11	0	20	0	3	0.74	1	1.76	.305	95	109	1	6	0
Ramirez, Jose	0	0	0.00	2	0	0	0	0	0	3.0	1	2	0	0	0	2	0	2	0	0	0.33	0	1.00	.091	11	13	0	1	0
Reyes, Reudis	0	5	6.18	22	0	0	0	0	0	39.1	44	37	27	0	4	22	0	13	0	12	1.64	3	1.68	.286	154	186	2	8	1
Romero, Fernando	1	4	4.65	14	6	0	0	0	1	31.0	26	19	16	0	3	14	0	28	0	6	2.56	1	1.29	.224	116	135	1	0	0
Silva, Argenis	4	0	4.17	20	0	0	0	1	2	36.2	31	19	17	1	2	29	0	29	0	9	1.38	1	1.64	.223	139	172	1	5	2
Silva, Jhon	0	0	2.25	4	0	0	0	0	0	4.0	4	1	1	0	0	2	0	3	0	0	0.33	0	1.50	.286	14	17	1	1	1
Subero, Junior	5	3	1.53	11	11	1	0	0	0	59.0	47	14	10	1	2	8	0	49	0	7	0.84	1	0.93	.218	216	231	2	0	0
Vargas, Javier	2	4	2.18	14	9	0	0	1	1	45.1	38	19	11	0	6	12	0	26	1	5	1.30	2	1.10	.224	170	190	0	2	0
Villasana, Elias	1	1	7.65	22	2	0	0	1	1	37.2	41	35	32	0	1	32	1	33	0	12	1.22	0	1.94	.277	148	187	3	10	1
Zarzuola, Ezequiel	2	0	0.00	4	0	0	0	0	0	6.1	3	0	0	0	0	0	0	5	0	0	0.27	0	0.47	.136	22	22	0	2	0
* Zoquiuel, Reyson	0	3	6.54	22	1	0	0	4	5	31.2	35	28	23	1	2	34	0	35	0	14	2.93	1	2.18	.278	126	165	1	8	1
Team Total	29	37	4.02	66	66	1	1	15	21	572.2	564	353	256	11	44	273	3	410	5	92	1.73	28	1.46	.258	2189	2560	25	65	11

KEY: * - lefthanded hitter/pitcher, # - switch hitter

International League Standings
(As of 08/21/2012 12:03 AM EDT)

International League North

	W	L	PCT	GB	Home	Away	Div	Streak	Last10
Scranton/Wilkes-Barre Yankees	75	56	.573	-	39-28	36-28	38-29	W5	8-2
Pawtucket Red Sox	70	61	.534	5.0	38-29	32-32	41-34	L1	4-6
Lehigh Valley IronPigs	69	61	.531	5.5	42-21	27-40	37-31	L1	5-5
Rochester Red Wings	66	64	.508	8.5	37-29	29-35	26-40	W1	6-4
Syracuse Chiefs	63	68	.481	12.0	38-33	25-35	33-43	L1	4-6
Buffalo Bisons	62	68	.477	12.5	30-33	32-35	34-32	L2	4-6

International League South

	W	L	PCT	GB	Home	Away	Div	Streak	Last10
Charlotte Knights	77	54	.588	-	39-23	38-31	34-25	W1	9-1
Norfolk Tides	67	64	.511	10.0	38-29	29-35	24-27	W2	5-5
Durham Bulls	59	72	.450	18.0	33-31	26-41	21-30	L5	2-8
Gwinnett Braves	59	72	.450	18.0	34-31	25-41	31-28	L1	6-4

International League West

	W	L	PCT	GB	Home	Away	Div	Streak	Last10
Indianapolis Indians	77	53	.592	-	41-23	36-30	31-20	W1	5-5
Columbus Clippers	67	63	.515	10.0	37-28	30-35	26-24	W1	4-6
Toledo Mud Hens	53	77	.408	24.0	25-39	28-38	28-24	W1	7-3
Louisville Bats	50	81	.382	27.5	29-37	21-44	17-34	L1	2-8

WILD CARD STANDINGS

	W	L	PCT	GB	Streak	Last10
Pawtucket Red Sox	70	61	.534	-	L1	4-6
Lehigh Valley IronPigs	69	61	.531	0.5	L1	5-5
Columbus Clippers	67	63	.515	2.5	W1	4-6
Norfolk Tides	67	64	.511	3.0	W2	5-5
Rochester Red Wings	66	64	.508	3.5	W1	6-4
Syracuse Chiefs	63	68	.481	7.0	L1	4-6
Buffalo Bisons	62	68	.477	7.5	L2	4-6
Durham Bulls	59	72	.450	11.0	L5	2-8
Gwinnett Braves	59	72	.450	11.0	L1	6-4
Toledo Mud Hens	53	77	.408	16.5	W1	7-3
Louisville Bats	50	81	.382	20.0	L1	2-8

Eastern League Standings
(As of 08/21/2012 12:49 AM EDT)

Eastern League Eastern

	W	L	PCT	GB	Home	Away	Div	Streak	Last10
Trenton Thunder	73	55	.570	-	36-29	37-26	43-31	L1	3-7
New Britain Rock Cats	68	60	.531	5.0	33-32	35-28	40-35	L2	5-5
Reading Phillies	67	61	.523	6.0	36-27	31-34	36-27	L2	4-6
Portland Sea Dogs	61	66	.480	11.5	37-26	24-40	41-51	W2	7-3
Binghamton Mets	61	67	.477	12.0	29-35	32-32	32-32	L1	4-6
New Hampshire Fisher Cats	54	74	.422	19.0	24-39	30-35	37-53	W5	8-2

Eastern League Western

	W	L	PCT	GB	Home	Away	Div	Streak	Last10
Akron Aeros	75	52	.591	-	45-23	30-29	47-30	L1	6-4
Bowie Baysox	68	60	.531	7.5	31-32	37-28	39-45	L2	7-3
Richmond Flying Squirrels	65	63	.508	10.5	34-27	31-36	39-34	W1	5-5
Altoona Curve	60	67	.472	15.0	38-24	22-43	36-43	W1	4-6
Harrisburg Senators	60	68	.469	15.5	26-39	34-29	33-33	W4	5-5
Erie SeaWolves	54	73	.425	21.0	30-34	24-39	34-43	W1	3-7

Florida State League Standings
(As of 08/21/2012 02:56 AM EDT)

SECOND HALF STANDINGS

Florida State League North

	W	L	PCT	GB	Home	Away	Div	Streak	Last10
Tampa Yankees	31	23	.574	-	19-9	12-14	17-14	W2	5-5
Lakeland Flying Tigers	30	25	.545	1.5	18-9	12-16	18-15	W2	6-4
Dunedin Blue Jays	29	25	.537	2.0	15-9	14-16	17-14	L2	7-3
Clearwater Threshers	29	26	.527	2.5	17-14	12-12	16-17	W1	6-4
Brevard County Manatees	29	27	.518	3.0	16-11	13-16	17-16	L1	4-6
Daytona Cubs	23	29	.442	7.0	11-14	12-15	10-19	L3	3-7

Florida State League South

	W	L	PCT	GB	Home	Away	Div	Streak	Last10
Jupiter Hammerheads	29	25	.537	-	16-9	13-16	20-13	W2	7-3
Bradenton Marauders	28	27	.509	1.5	15-13	13-14	17-16	L2	5-5
St. Lucie Mets	28	27	.509	1.5	16-12	12-15	19-13	L3	6-4
Fort Myers Miracle	25	31	.446	5.0	15-11	10-20	15-17	L1	4-6
Palm Beach Cardinals	25	32	.439	5.5	12-19	13-13	14-19	W1	2-8
Charlotte Stone Crabs	23	32	.418	6.5	16-13	7-19	13-20	W3	6-4

OVERALL STANDINGS

Florida State League North

	W	L	PCT	GB	Home	Away	Div	Streak	Last10
Dunedin Blue Jays	71	50	.587	-	39-20	32-30	47-29	L2	7-3
Lakeland Flying Tigers	66	54	.550	4.5	35-21	31-33	43-32	W2	6-4
Clearwater Threshers	65	56	.537	6.0	37-27	28-29	39-37	W1	6-4
Tampa Yankees	61	60	.504	10.0	32-29	29-31	38-39	W2	5-5
Brevard County Manatees	58	66	.468	14.5	35-28	23-38	34-44	L1	4-6
Daytona Cubs	53	67	.442	17.5	29-29	24-38	27-47	L3	3-7

Florida State League South

	W	L	PCT	GB	Home	Away	Div	Streak	Last10
St. Lucie Mets	77	46	.626	-	41-19	36-27	52-25	L3	6-4
Jupiter Hammerheads	65	59	.524	12.5	37-25	28-34	46-33	W2	7-3
Bradenton Marauders	57	68	.456	21.0	33-31	24-37	35-44	L2	5-5
Palm Beach Cardinals	56	68	.452	21.5	28-36	28-32	34-44	W1	2-8
Fort Myers Miracle	53	70	.431	24.0	30-30	23-40	34-44	L1	4-6
Charlotte Stone Crabs	52	70	.426	24.5	31-32	21-38	34-45	W3	6-4

SECOND HALF STANDINGS

Midwest League Eastern

	W	L	PCT	GB	Home	Away	Div	Streak	Last10
Bowling Green Hot Rods	33	23	.589	-	16-12	17-11	25-19	L3	5-5
Fort Wayne TinCaps	32	24	.571	1.0	18-13	14-11	24-20	L2	5-5
Lake County Captains	30	25	.545	2.5	16-12	14-13	24-19	L1	5-5
Lansing Lugnuts	29	25	.537	3.0	15-11	14-14	20-22	W1	4-6
South Bend Silver Hawks	29	26	.527	3.5	15-12	14-14	23-20	W3	6-4
West Michigan Whitecaps	28	28	.500	5.0	14-14	14-14	21-23	W1	5-5
Dayton Dragons	24	30	.444	8.0	13-15	11-15	20-22	W2	6-4
Great Lakes Loons	24	32	.429	9.0	10-15	14-17	16-28	L1	3-7

Midwest League Western

	W	L	PCT	GB	Home	Away	Div	Streak	Last10
Clinton LumberKings	35	21	.625	-	16-11	19-10	28-16	W4	6-4
Burlington Bees	31	25	.554	4.0	15-13	16-12	26-18	L1	7-3
Beloit Snappers	29	27	.518	6.0	15-14	14-13	24-20	W1	5-5
Kane County Cougars	29	27	.518	6.0	15-13	14-14	23-21	W1	6-4
Wisconsin Timber Rattlers	28	28	.500	7.0	15-13	13-15	24-20	W1	6-4
Quad Cities River Bandits	27	29	.482	8.0	15-13	12-16	22-22	L1	5-5
Peoria Chiefs	21	35	.375	14.0	12-16	9-19	16-28	L1	3-7
Cedar Rapids Kernels	16	40	.286	19.0	11-17	5-23	13-31	L3	2-8

OVERALL STANDINGS

Midwest League Eastern

	W	L	PCT	GB	Home	Away	Div	Streak	Last10
Lansing Lugnuts	76	47	.618	-	40-20	36-27	60-40	W1	4-6
Bowling Green Hot Rods	71	55	.563	6.5	38-25	33-30	58-44	L3	5-5
South Bend Silver Hawks	64	61	.512	13.0	33-29	31-32	49-52	W3	6-4
West Michigan Whitecaps	64	62	.508	13.5	30-33	34-29	52-50	W1	5-5
Fort Wayne TinCaps	63	63	.500	14.5	35-31	28-32	49-53	L2	5-5
Lake County Captains	61	63	.492	15.5	31-31	30-32	50-51	L1	5-5
Great Lakes Loons	58	68	.460	19.5	30-30	28-38	43-59	L1	3-7
Dayton Dragons	54	70	.435	22.5	28-35	26-35	44-56	W2	6-4

Midwest League Western

	W	L	PCT	GB	Home	Away	Div	Streak	Last10
Wisconsin Timber Rattlers	72	53	.576	-	40-23	32-30	61-40	W1	6-4
Beloit Snappers	68	58	.540	4.5	36-28	32-30	56-46	W1	5-5
Burlington Bees	63	62	.504	9.0	33-30	30-32	52-50	L1	7-3
Kane County Cougars	63	63	.500	9.5	35-28	28-35	53-49	W1	6-4
Quad Cities River Bandits	62	63	.496	10.0	32-29	30-34	53-48	L1	5-5
Clinton LumberKings	58	66	.468	13.5	32-30	26-36	44-57	W4	6-4
Peoria Chiefs	56	69	.448	16.0	33-29	23-40	47-54	L1	3-7
Cedar Rapids Kernels	48	78	.381	24.5	28-36	20-42	40-62	L3	2-8

Appalachian League Standings
 (As of 08/21/2012 12:42 AM EDT)

Appalachian League East

	W	L	PCT	GB	Home	Away	Div	Streak	Last10
Burlington Royals	36	20	.643	-	21-7	15-13	23-15	W2	5-5
Danville Braves	33	23	.589	3.0	20-12	13-11	21-15	L2	7-3
Princeton Rays	31	29	.517	7.0	15-13	16-16	19-17	W2	4-6
Bluefield Blue Jays	25	33	.431	12.0	13-13	12-20	16-19	W2	4-6
Pulaski Mariners	24	35	.407	13.5	15-15	9-20	10-23	L1	6-4

Appalachian League West

	W	L	PCT	GB	Home	Away	Div	Streak	Last10
Elizabethton Twins	39	18	.684	-	18-8	21-10	27-9	L1	7-3
Johnson City Cardinals	33	25	.569	6.5	15-13	18-12	18-17	W1	6-4
Greeneville Astros	33	27	.550	7.5	19-12	14-15	21-15	W1	7-3
Kingsport Mets	19	37	.339	19.5	15-14	4-23	15-22	L2	3-7
Bristol White Sox	15	41	.268	23.5	8-22	7-19	7-25	L3	2-8

Gulf Coast League Standings
(As of 08/20/2012 03:03 PM EDT)

Gulf Coast League North

	W	L	PCT	GB	Home	Away	Div	Streak	Last10
GCL Pirates	34	21	.618	-	20-9	14-12	34-21	W10	10-0
GCL Tigers	34	21	.618	-	15-11	19-10	34-21	W1	5-5
GCL Yankees	32	23	.582	2.0	16-11	16-12	32-23	L1	4-6
GCL Phillies	26	27	.491	7.0	15-12	11-15	26-27	W2	4-6
GCL Blue Jays	20	35	.364	14.0	10-18	10-17	20-35	L6	4-6
GCL Braves	17	36	.321	16.0	8-18	9-18	17-36	L1	3-7

Gulf Coast League East

	W	L	PCT	GB	Home	Away	Div	Streak	Last10
GCL Cardinals	32	23	.582	-	14-14	18-9	32-23	L2	4-6
GCL Astros	26	27	.491	5.0	16-13	10-14	26-27	W1	6-4
GCL Marlins	25	29	.463	6.5	9-16	16-13	25-29	W2	5-5
GCL Nationals	25	29	.463	6.5	9-17	16-12	25-29	L1	6-4

Gulf Coast League South

	W	L	PCT	GB	Home	Away	Div	Streak	Last10
GCL Red Sox	31	24	.564	-	14-13	17-11	31-24	W1	6-4
GCL Twins	29	26	.527	2.0	18-13	11-13	29-26	W2	3-7
GCL Rays	25	29	.463	5.5	10-16	15-13	25-29	L1	6-4
GCL Orioles	24	30	.444	6.5	14-11	10-19	24-30	L3	5-5

WILD CARD STANDINGS

	W	L	PCT	GB	Streak	Last10
GCL Pirates	34	21	.618	-	W10	10-0
GCL Tigers	34	21	.618	-	W1	5-5
GCL Yankees	32	23	.582	2.0	L1	4-6
GCL Twins	29	26	.527	5.0	W2	3-7
GCL Astros	26	27	.491	7.0	W1	6-4
GCL Phillies	26	27	.491	7.0	W2	4-6
GCL Marlins	25	29	.463	8.5	W2	5-5
GCL Nationals	25	29	.463	8.5	L1	6-4
GCL Rays	25	29	.463	8.5	L1	6-4
GCL Orioles	24	30	.444	9.5	L3	5-5
GCL Blue Jays	20	35	.364	14.0	L6	4-6
GCL Braves	17	36	.321	16.0	L1	3-7

Dominican Summer League Standings
(As of 08/21/2012 02:57 AM EDT)

Dominican Summer League Boca Chica North

	W	L	PCT	GB	Home	Away	Div	Streak	Last10
DSL Mets2	42	25	.627	-	23-11	19-14	42-25	W2	7-3
DSL Pirates1	41	26	.612	1.0	22-12	19-14	41-26	L1	7-3
DSL Rangers	41	26	.612	1.0	23-11	18-15	41-26	W2	5-5
DSL Red Sox	40	27	.597	2.0	21-12	19-15	40-27	W1	6-4
DSL Marlins	21	46	.313	21.0	13-20	8-26	21-46	L2	4-6
DSL Yankees2	16	51	.239	26.0	10-23	6-28	16-51	L4	1-9

Dominican Summer League Boca Chica South

	W	L	PCT	GB	Home	Away	Div	Streak	Last10
DSL Yankees1	47	19	.712	-	27-6	20-13	47-19	W3	7-3
DSL Giants	39	27	.591	8.0	20-14	19-13	39-27	W3	5-5
DSL Nationals	37	30	.552	10.5	21-13	16-17	37-30	L2	6-4
DSL Mets1	32	34	.485	15.0	14-19	18-15	32-34	L2	4-6
DSL Cubs2	31	34	.477	15.5	18-14	13-20	31-34	L4	3-7
DSL Phillies	31	34	.477	15.5	15-18	16-16	31-34	W1	4-6
DSL Pirates2	30	34	.469	16.0	17-13	13-21	30-34	L1	7-3
DSL D-backs/Reds	15	50	.231	31.5	8-25	7-25	15-50	W2	4-6

Dominican Summer League Boca Chica Northwest

	W	L	PCT	GB	Home	Away	Div	Streak	Last10
@ DSL Mariners	48	19	.716	-	26-7	22-12	48-19	W1	6-4
DSL Royals	38	27	.585	9.0	25-9	13-18	38-27	W2	5-5
DSL Dodgers	37	30	.552	11.0	19-15	18-15	37-30	L1	4-6
DSL Cardinals	36	31	.537	12.0	19-14	17-17	36-31	L1	6-4
DSL Indians	33	33	.500	14.5	19-13	14-20	33-33	W1	4-6
DSL Rays	26	41	.388	22.0	15-19	11-22	26-41	W5	7-3
DSL Athletics	25	40	.385	22.0	13-18	12-22	25-40	L2	3-7
DSL Astros	22	44	.333	25.5	14-20	8-24	22-44	L3	4-6

Dominican Summer League Boca Chica Baseball City

	W	L	PCT	GB	Home	Away	Div	Streak	Last10
DSL D-backs	39	27	.591	-	19-13	20-14	39-27	W1	6-4
DSL Rockies	39	28	.582	0.5	22-11	17-17	39-28	W2	6-4
DSL Reds	36	29	.554	2.5	21-12	15-17	36-29	L1	8-2
DSL Orioles	34	32	.515	5.0	17-15	17-17	34-32	W1	4-6
DSL Cubs1	32	35	.478	7.5	19-15	13-20	32-35	W2	4-6
DSL Twins	29	37	.439	10.0	14-20	15-17	29-37	L2	3-7
DSL White Sox	28	38	.424	11.0	19-14	9-24	28-38	L1	4-6
DSL Padres	28	39	.418	11.5	16-18	12-21	28-39	L3	5-5

Dominican Summer League San Pedro de Macoris

	W	L	PCT	GB	Home	Away	Div	Streak	Last10
DSL Angels	37	24	.607	-	18-12	19-12	37-24	W1	5-5
DSL Braves	33	28	.541	4.0	18-14	15-14	33-28	L1	6-4
DSL Blue Jays	29	33	.468	8.5	14-17	15-16	29-33	L1	5-5
DSL Tigers	28	33	.459	9.0	13-17	15-16	28-33	W2	5-5
DSL Brewers	26	35	.426	11.0	12-18	14-17	26-35	L3	4-6

WILD CARD STANDINGS

	W	L	PCT	GB	Streak	Last10
DSL Pirates1	41	26	.612	-	L1	7-3
DSL Rangers	41	26	.612	-	W2	5-5
DSL Red Sox	40	27	.597	1.0	W1	6-4
DSL Giants	39	27	.591	1.5	W3	5-5
DSL Royals	38	27	.585	2.0	W2	5-5
DSL Rockies	39	28	.582	2.0	W2	6-4
DSL Reds	36	29	.554	4.0	L1	8-2
DSL Dodgers	37	30	.552	4.0	L1	4-6
DSL Nationals	37	30	.552	4.0	L2	6-4
DSL Braves	33	28	.541	5.0	L1	6-4
DSL Cardinals	36	31	.537	5.0	L1	6-4
DSL Orioles	34	32	.515	6.5	W1	4-6
DSL Indians	33	33	.500	7.5	W1	4-6
DSL Mets1	32	34	.485	8.5	L2	4-6
DSL Cubs1	32	35	.478	9.0	W2	4-6
DSL Cubs2	31	34	.477	9.0	L4	3-7

Minor League Clips

Rochester Red Wings use big inning to gain on Pawtucket

By: Staff, Democrat & Chronicle – 8/20/12

<http://www.democratandchronicle.com/article/20120820/SPORTS06/308200036/Rochester-Red-Wings-Pawtucket?odyssey=nav%7Chead>

Red Wings hitting coach Tom Brunansky enjoying new gig

By: Kevin Oklobzija, Democrat & Chronicle – 8/20/12

<http://www.democratandchronicle.com/article/A2/20120820/SPORTS06/308200037/Rochester-Red-Wings-Tom-Brunansky?odyssey=nav%7Chead>

Sea Dogs lose Bradley, win in extra innings

By: Ken Lipshez, Portland Press Herald – 8/20/12

http://www.pressherald.com/sports/sea-dogs-lose-bradley-win-in-extra-innings_2012-08-21.html

Bandits edge out Snappers

By: Staff, Beloit Daily News – 8/20/12

http://www.beloitdailynews.com/sports/bandits-edge-out-snappers/article_1db94670-eae0-11e1-83e1-0019bb2963f4.html

Bandits roughed up by Beloit

By: Steve Campbell, WHBF-TV – 8/20/12

<http://www.whbf.com/story/19326152/bandits-roughed-up-by-beloit>