



# SEATTLE MARINERS MINOR LEAGUE REPORT

Games of May 6, 2014



LAST NIGHT'S RESULT	STANDINGS	FIRST HALF	WINNER/LOSER/SAVE
Tacoma 7, at Reno 0	16-13, 1st, +2.0		W-Pries (2-1)
at Huntsville 5, Jackson 0	14-18, 3rd, -7.0		L-Ogando (0-3)
High Desert 11, at Rancho Cucamonga 0	19-14, T2nd, -1.0		W-Anderson (3-2)
at Burlington 4, Clinton 3	15-15, 5th, -7.0		L-Misell (4-2)

## LEAGUE STANDINGS

### Pacific Coast League Standings (Northern Division):

	W	L	PCT	GB	Home	Away	Div	Streak	L10
Tacoma Rainiers	16	13	.552	-	9-7	7-6	5-3	W2	6-4
Fresno Grizzlies	16	17	.485	2.0	4-9	12-8	2-6	L1	9-1
Reno Aces	16	17	.485	2.0	7-10	9-7	3-2	L1	5-5
Sacramento River Cats	15	17	.469	2.5	11-5	4-12	6-5	L5	2-8

### Southern League Standings (Northern Division):

	W	L	PCT	GB	Home	Away	Div	Streak	L10
Huntsville Stars	21	11	.656	-	7-5	14-6	5-2	W4	7-3
Tennessee Smokies	18	14	.563	3.0	10-7	8-7	17-10	W2	8-2
Jackson Generals	14	18	.438	7.0	7-8	7-10	8-9	L5	3-7
Chattanooga Lookouts	13	18	.419	7.5	8-11	5-7	10-14	W1	4-6
Birmingham Barons	12	19	.387	8.5	6-9	6-10	3-8	L3	2-8


### California League Standings (Southern Division):

	W	L	PCT	GB	Home	Away	Div	Streak	L10
Lake Elsinore Storm	20	13	.606	-	11-5	9-8	13-9	L1	8-2
High Desert Mavericks	19	14	.576	1.0	11-6	8-8	17-10	W1	5-5
Lancaster JetHawks	19	14	.576	1.0	10-7	9-7	14-13	W1	5-5
Rancho Cucamonga Quakes	13	20	.394	7.0	6-9	7-11	7-12	L1	6-4
Inland Empire 66ers	12	21	.364	8.0	9-9	3-12	9-16	L4	4-6

### Midwest League Standings (Western Division):

	W	L	PCT	GB	Home	Away	Div	Streak	L10
Kane County Cougars	23	9	.719	-	16-2	7-7	14-6	W5	7-3
Peoria Chiefs	18	12	.600	4.0	9-4	9-8	12-7	W1	5-5
Cedar Rapids Kernels	18	13	.581	4.5	9-8	9-5	11-8	L1	7-3
Burlington Bees	16	14	.533	6.0	8-5	8-9	9-10	W1	3-7
Clinton LumberKings	15	15	.500	7.0	4-7	11-8	9-10	L1	6-4
Quad Cities River Bandits	13	18	.419	9.5	6-10	7-8	8-11	W1	4-6
Wisconsin Timber Rattlers	13	18	.419	9.5	8-8	5-10	6-14	L2	3-7
Beloit Snappers	12	19	.387	10.5	7-10	5-9	8-11	L1	5-5

## MARINERS MINOR LEAGUE AFFILIATES TEAM RECAPS

	<b>AAA TACOMA RAINIERS</b> <b>PACIFIC COAST LEAGUE</b>	<b>2014 RECORD:</b> <b>16-13</b> 1st place	<b>STREAK:</b> <b>W2</b>	<b>AFFILIATE YEAR:</b> 20th Year <b>STADIUM:</b> Cheney Stadium <b>MANAGER:</b> Roy Howell (1st year) <b>PITCHING COACH:</b> Jaime Navarro <b>COACH:</b> Cory Snyder <b>TRAINERS:</b> Tom Newberg/BJ Downie <b>PERFORMANCE COACH:</b> Gabe Bourland
---	---	--	-----------------------------	---

**TODAY'S GAME:** Tacoma at Reno | **PROBABLE STARTER:** RH Chance Ruffin (0-3, 9.43)


Tacoma	7 runs, 12 hits, 0 errors
Reno	0 runs, 7 hits, 1 error

**RECAP:** Starter **Jordan Pries** and reliever RH **Stephen Pryor** and RH **Logan Bawcom** combined on a 7-hit shutout as Tacoma defeated Reno 7-0 on Tuesday night. **Pries** (5.0,5,0,0,2,5) recorded his 2nd win with Tacoma, allowing only 5 hits and striking out 5 in 5.0 scoreless innings. **Pryor** (3.0,1,0,0,0,1) tossed a career-high 3.0 scoreless innings in relief (previous: 2.2, 3x last: 4/12/12 at TEN w/AA Jackson) and extended his scoreless inning streak to 6.0 innings over his last 4 relief appearances. RH **Logan Bawcom** (1.0,1,0,0,0,0) allowed a hit in the 9th inning, but did not allow a run to secure the shutout. SS **Nick Franklin** (3x5, R, HR, 2 RBI) recorded his 2nd consecutive 3-hit game, going 3-for-5 with 1 run scored, 1 home run and 2 RBI. He hit his 5th home run of the season with a solo blast to lead off the 4th inning. C **Humberto Quintero** (3x4, R, 2 2B, 4 RBI) recorded the team's only other multi-hit game, while also driving in 4 runs. CF **Abraham Almonte** (1x3, R, BB) made his first appearance with Tacoma, after being optioned from Seattle earlier in the week, going 1-for-4 with a run scored and a stolen base.

**RAIN, RAIN, GO AWAY:** The Rainiers have now endured 10 rain-altered games at home so far this season. Since April 3, Tacoma has now hosted 8 rain-outs, 1 suspended game and 1 rain-shortened 7.0-inning game. Prior to 2014, Tacoma had sustained just 1 rained out game since Cheney Stadium underwent renovations prior to the start of the 2011 season. And prior to the team's 2014 opener, Tacoma had played 187 consecutive games at home without having to postpone a game due to rain.

**OF NOTE:** RHP **Logan Kensing** currently has a 15.0 scoreless innings streak, dating back to April 12 (10 games). Overall this season, he is 1-0 with 2 saves and a 0.50 ERA (1 ER, 18.0 IP) in 12 games. He has limited opponents to a .243 average (17x70), while walking 6 and striking out 15. INF **Chris Taylor** has hit safely in his last 19 of his last 22 games (since April 11) with 12 multi-hit contests, batting .402 (37x92) with 19 runs scored, 9 doubles, 2 triples, 3 home runs, 13 RBI, 8 walks and 5 stolen bases. During this stretch he has raised his season average from .136 to .355\1. Overall he is hitting .351 (40x114) with 21 runs scored, 11 doubles, 2 triples, 3 home runs, 16 RBI, 10 walks and 5 stolen bases. INF **Gabriel Noriega** has hit safely in 13 of 15 games, batting .455 (25x55) with 8 runs scored, 9 doubles, 5 RBI and 1 stolen base. INF **Nick Franklin** has hit safely in 17 of 20, batting .363 (29x80) with 13 runs scored, 5 doubles, 5 home runs, 19 RBI, 10 walks and 2 stolen bases.

**COACHING STAFF:** Roy Howell is the 29th manager in Tacoma franchise history. Howell is in his third season coaching in the Mariners organization after two seasons as the hitting coach at Class -AA Advanced High Desert. His managerial resume includes 3 seasons at short-season Eugene (2003-05), 3 seasons with San Luis of the California Collegiate League (2007-10) and one season leading the field staff for the Road Warriors of the independent Atlantic League (2011). A former first-round selection by Texas in the 1972 draft, Howell logged time in the PCL as a player with Spokane (1974) and Portland (1985), as well as three seasons as a hitting coach with Portland (2000-02). Pitching coach **Jaime Navarro**, who is entering his 6th season with the Mariners organization, returns to the Rainiers after spending the last 3 seasons as the Mariners bullpen coach. **Cory Snyder**, who spent the last 3 seasons with Jackson, will serve as hitting coach. **Tom Newberg** and **BJ Downie** each return to Tacoma as part of the training staff, while **Gabe Bourland** will be the team's performance coach.

	<b>AA JACKSON GENERALS</b> <b>SOUTHERN LEAGUE</b>	<b>2014 RECORD:</b> <b>14-18</b> 3rd Place	<b>STREAK:</b> <b>L5</b>	AFFILIATE YEAR: 8th Year STADIUM: The Ballpark at Jackson MANAGER: James Horner (1st year) PITCHING COACH: Lance Painter COACH: Mike Kinkade TRAINER: Eduardo Tamez PERFORMANCE COACH: Ryan White
--	--	--	-----------------------------	---

**TODAY'S GAME:** Jackson at Huntsville | **PROBABLE STARTER:** RH Trever Miller (0-4, 5.22)


Jackson 0 runs, 5 hits, 0 errors  
Huntsville 2 runs, 7 hits, 1 error

**RECAP:** The Generals were limited to only 4 hits and shutout for the 2nd consecutive night as Jackson lost to Huntsville 0-5 on Tuesday. 2B **Ketel Marte** (1x4, 2B), LF **Daniel Paolini** (1x2, 2B, 2 BB), DH **John Hicks** (1x4) and SS **Patrick Brady** each recorded 1 of the Generals 4 hits in the game. Starter **Jochi Ogando** (2.2,4,5,0,4,2) recorded his 3rd loss of the season, after allowing 5 runs (0 ER) on 4 his in 2.2 innings. RH **Stephen Shackleford** (3.0,1,0,0,1,2) and RH **Stephen Kohlscheen** (2.1,1,0,0,0,5) combined to strike out 5 in 5.1 scoreless innings in relief.

**OF NOTE:** RHP **Mayckol Guaibe** allowed 3 runs in the 9th inning on May 3 vs. Pensacola, snapping a string of 17.0 inning without allowing and earned run to begin the season (9 G). Overall this season he is 1-1 with 1 save and a 1.50 ERA (3 ER, 18.0 IP). He has limited opponents to a .206 (14x68) average, while walking 2 and striking out 18. After allowing a run in his first appearance of the season, RH **Stephen Kohlscheen** has allowed 1 earned run over his last 15.1 innings in relief (10 G). Overall this season he is 1-0 with 2 saves and a 1.08 ERA (2 ER, 16.2 IP) in 11 relief appearances. He has limited opponents to a .226 average (14x62), while walking 1 and striking out 19. LHP **Cam Hobson** has tossed 13.0 scoreless innings over his last 2 starts and has allowed runs in only 1 of the last 19 innings he has appeared over last 3 starts. Since April 23, he is 2-0 with a 1.43 ERA (3 ER, 18.1 IP), while walking 3 and striking out 6 in 3 starts. Overall this season he has limited opponents to a .221 (29x131) average, including a .100 (2x20) clip vs. left-handed batters. SS **Ketel Marte** has hit safely in each of his last 8 games, batting .313 (10x32) with 4 runs scored, 3 doubles, 1 walk and 5 stolen bases. After recording only 2 stolen bases in his first 17 games to begin the season, Marte has stole 8 bases in his last 14 games.

**SOUTHERN LEAGUE PITCHER OF THE WEEK:** LHP **Cam Hobson** was named Southern League Pitcher of the Week, April 28-May 4. During the week, Hobson went 1-0, while tossing 13.0 consecutive scoreless innings over 2 starts. Hobson limited opponents to a .191 (9x47) average, while walking 2 and striking out 4. He picked up his 3rd win of the season on April 28 at Mobile, after allowing 5 hits and struck out 2 in 6.0 shutout innings. He recorded a no decision on May 3 vs. Pensacola, despite leaving with a 1-0 lead after 7.0 innings. Overall this season, Hobson is 3-1 with a 2.52 ERA (10 ER, 35.2 IP) in 6 starts with Jackson.

**COACHING STAFF:** After managing High Desert in 2013, **James Horner** will take over as manager of the Mariners affiliate in the Southern League, the Jackson Generals. Horner enters his 8th season with the Mariners (2005-10, 2013-current), but second as manager since returning to the organization prior to last season. Pitching coach **Lance Painter** returns to Jackson after spending the 2013 season with the High Desert Mavericks. Painter enters his 9th season with the Mariners, including his 4th with Jackson (2010-12). Entering his 4th season with the Mariners organization, **Mike Kinkade** will serve as the Generals hitting coach. The rest of his staff will include athletic trainer **Eduardo Tamaz** and performance coach **Ryan White**.

	<b>A HIGH DESERT MAVERICS</b> <b>CALIFORNIA LEAGUE</b>	<b>2014 RECORD:</b> <b>19-14</b> T2nd Place	<b>STREAK:</b> <b>W1</b>	AFFILIATE YEAR: 8th Year STADIUM: Stater Bros Stadium MANAGER: Eddie Menchaca (1st year) PITCHING COACH: Andrew Lorraine COACH: Max Venable TRAINER: Tyler Moos PERFORMANCE COACH: Cory Ritter
--	---	---	-----------------------------	--


**TODAY'S GAME:** High Desert at Rancho Cucamonga | **PROBABLE STARTER:** LH Tyle Pike (2-0, 3.76)

High Desert 11 runs, 9 hits, 1 error  
Rancho Cucamonga 0 runs, 3 hits, 0 errors

**RECAP:** RF **Gabriel Guerrero**, LF **Dario Pizzano** and DH **Patrick Kivlehand** each homered and Starter **Matt Anderson** tossed 6.0 innings as High Desert shutout Rancho Cucamonga 11-0 on Tuesday night. **Anderson** (6.0,3,0,0,2,7) recorded his 3rd win of the season, allowing only 3 hits and striking out 7 in 6.0 scoreless innings. He also extended his scoreless inning streak to 16.0 innings over his last 3 starts. RH **Grady Wood** (2.0,0,0,0,2,3) and RH **Matt Brazis** (1.0,0,0,0,0,1) combined to hold the Quakes hitless over the final 3.0 scoreless innings in relief. **Kivlehan** (2x3, 2 R, HR, RBI, BB) hit his team-leading 9th home run of the season with a solo blast to lead off the 2nd inning. He also drove his his team-leading 35th RBI of the season. **Guerrero** (2x5, 2 R, HR, 3 RBI) **Pizzano** (1x5, R, HR, 2 RBI) and SS **Brock Hebert** (1x4, R, 2 RBI, HBP) each recorded multi-RBI contests, combining to drive in 7 of the Mavericks 11 runs.

**OF NOTE:** OF **Gabriel Guerrero** has hit safely in 26 of 31 games with 12 multi-hit contests this season, batting .328 (42x128) with 24 runs scored, 8 doubles, 5 home runs, 25 RBI, 8 walks and 3 stolen base. INF **Brock Hebert** has hit safely in 19 of 22 games, batting .330 (29x88) with 14 runs scored, 5 doubles, 2 triples, 2 home runs, 14 RBI, 5 walks and 5 stolen bases. OF **Jabari Henry** has hit safely in 10 of his last 12 games batting .326 (14x43) with 14 runs scored, 3 doubles, 1 triple, 5 home runs, 15 RBI and 10 walks. Since April 21, INF **Jordy Lara** is batting .304 (17x56) with 12 runs scored, 3 doubles, 1 triple, 3 home runs, 17 RBI and 8 walks in 15 games. INF **Patrick Kivlehan** has recorded 12 multi-RBI games this season. His 35 RBI currently ranks T1st amongst all minor league players. Dating back to Aug. 1, 2013, Kivlehan has driven in 74 runs over 61 games in the minor leagues. During this 61 game stretch leads all minor league players. Overall this season, he is batting .299 (40x134) with 24 runs scored, 9 doubles, 2 triples, 9 home runs, 35 RBI, 10 walks and 2 stolen base. C **Steve Baron** has hit safely in 5 of his last 6 games with 4 multi-hit contests, batting .346 (9x26) with 3 runs scored, 3 doubles, 1 triple, and 3 RBI. Overall this season he is batting .302 (16x53) with 9 runs scored, 4 doubles, 1 triple, 1 home run, 6 RBI, 5 walks and 1 stolen base. RH **Matt Anderson** has not allowing a run over his last 3 starts, going 2-0 with 16.0 scoreless innings.

**COACHING STAFF:** The Mariners California League affiliate, the High Desert Mavericks, will be managed by **Eddie Menchaca**, who spent the previous 3 seasons with Clinton. He enters his 6th season in the Mariners organization, including 4 as manager. Menchaca has led his squad to the postseason in each of the last 4 seasons, accumulating a 238-243 (.495) record. Pitching coach **Andrew Lorraine** enters his 1st season with High Desert after spending the last 2 seasons with Clinton. Hitting coach **Max Venable** begins his 1st season as coach in the Mariners organization. Venable appeared parts of 12 seasons in the Major Leagues as an outfielder, including stints with the Giants (1979-83), the Expos (1984), the Reds (1985-87), and the Angels (1989-91). Overall he batted .241 (337x1397) with 176 runs scored, 57 doubles, 17 triples, 18 home runs and 128 RBI in 727 career games in the Major Leagues. His son, Will, is currently an outfielder with the San Diego Padres. **Tyler Moos** begins his 2nd season with Mavericks as trainer and first-year performance coach **Cory Ritter** round out the Mavericks staff.

	<b>A CLINTON LUMBERKINGS MIDWEST LEAGUE</b>	<b>2014 RECORD: 15-15 5th Place</b>	<b>STREAK: L1</b>	<b>AFFILIATE YEAR:</b> 5th Year <b>STADIUM:</b> Ashford University Field <b>MANAGER:</b> Scott Steinmann (1st year) <b>PITCHING COACH:</b> Cibney Bello <b>COACH:</b> Brent Johnson <b>TRAINER:</b> Geoff Swanson <b>PERFORMANCE COACH:</b> Taylor Nakamura
--	---	---	-----------------------	---

**TODAY'S GAME:** Clinton at Burlington | **PROBABLE STARTER:** RH **Jose Flores** (0-0, 2.25)

Clinton	3 runs, 5 hits, 2 errors
Burlington	4 runs, 5 hits, 4 errors

**RECAP:** LF **Tyler O'Neill** and DH **Jeff Zimmerman** each homered, but it wasn't enough as Clinton lost to Burlington 3-4 on Tuesday. **O'Neill** hit his 6th home run of the season and 2nd in back-to-back games, with a solo blast with 2 outs in the 3rd inning. **Zimmerman** (2x3, R, HR, RBI) and C **Christian Carmichael** (2x4, 2B) each recorded 2 of the team's 5 hits. Starter **Carlos Misell** (3.2,4,4,3,5,6) recorded the loss, allowing 4 runs (3 ER) on 4 hits in 3.2 innings. RH **Black Holovach** (3.1,1,0,0,2,0) and RH **Rafael Pineda** (1.0,0,0,0,0,1) combined to hold the Bees scoreless over the final 4.1 innings in relief.

**OF NOTE:** C **Marcus Littlewood** has hit safely in 15 of 19 games he has appeared, batting .361 (26x72) with 15 runs scored, 6 doubles, 2 home runs, 15 RBI, 10 walks and 1 stolen base. OF **Burt Reynolds** has hit safely in 10 of 11 games this season, including the last 9 games, batting .324 (12x37) with 10 runs scored, 3 double, 1 triple, 3 home runs, 7 RBI, 4 walks and 4 stolen bases. OF **Austin Wilson** has hit safely in 6 of his last 8 games with 4 multi-hit contests, batting .393 (11x28) with 6 runs scored, 3 doubles, 1 triple, 2 home runs, 11 RBI and 3 walks. INF **Zach Shank** has hit safely in his last 4 games with 3 multi-hit contests, batting .625 (10x16) with 7 runs scored, 1 double, 1 triple, 3 RBI, 3 walks and 1 stolen base. Prior to the previous 4 games, he had only recorded 11 hits in his first 54 at-bats (.204). INF **Jack Reinheimer** is batting .391 (9x23) with 7 runs scored, 1 double, 1 triple, 5 RBI, 2 walks and 2 stole bases in his last 4 games. RH **Emilio Pagan** has recorded 5 saves in 8 relief appearances this season, allowing only 1 earned run (2 R) over 13.0 innings in relief (0.69 ERA). He has limited opponents to a .250 (13x52) average, while walking 1 and striking out 14.

**MIDWEST LEAGUE PLAYER OF THE WEEK:** OF **Austin Wilson** was named Midwest League Player of the Week, April 28-May 4. Wilson drove in a career-high 6 on May 3 at Wisconsin (2x5, 2 R, 2B, HR, 6 RBI). He is 1 of 21 minor league players to record at least 6 RBI in a game this season, but the first in the Midwest League to accomplish the feat. He is also the first LumberKings player to record at least 6 RBI in a game since Blake Ochoa (2x3, 2 R, 2 HR, 7 RBI) drove in 7 runs on July 24, 2010 at Lansing. Overall during the week he hit .375 (9x24) with 6 runs scored, 3 doubles, 1 triple, 2 home runs, 11 RBI and 3 walks in 7 games. He currently ranks 2nd amongst all Mariners farmhands with 24 RBI this season.

**COACHING STAFF:** Manager **Scott Steinmann** returns to lead the LumberKings after a four-year absence from the Midwest League. Steinmann was Clinton's manager in 2009 and led them to a 69-68 record. He was originally assigned to be the hitting coach with short-A Everett, but was promoted to Clinton after Chris Prieto was named the Mariners Quality Control Coach. Pitching Coach **Cibney Bello** and Hitting Coach **Brent Johnson** make their MWL coaching debuts after being teammates on the Wisconsin Timber Rattlers squad in 2005. Bello held the same title with AZL Mariners in 2013 and Johnson was the hitting coach in Pulaski. **Geoff Swanson** is the Athletic Trainer coming from Pulaski in 2013 and **Taylor Nakamura** is the performance specialist after being with Everett in 2013.

## 2014 SEATTLE MARINERS MINOR LEAGUE AWARDS:

### PLAYERS/PITCHERS OF THE WEEK

Patrick Kivlehan, INF	High Desert – California League (April 14-20)
Jordy Lara, INF	High Desert – California League (April 21-27)
Cam Hobson, LHP	Jackson – Southern League (April 28-May 4)
Austin Wilson, OF	Clinton – Midwest League (April 28-May 4)

## 2014 SEATTLE MARINERS RECENT MINOR LEAGUE TRANSACTIONS:

5/6/14	LHP <b>James Gillheeny</b>	Transferred to Tacoma from Jackson.
5/5/14	OF <b>James Jones</b>	Recalled to Seattle from Tacoma.
	RHP <b>Mark Rogers</b>	Released from Minor League Contract.
	LHP <b>Eddie Campbell</b>	Transferred to Clinton from Extended.
	RHP <b>Tommy Burns</b>	Transferred to Clinton from Extended.
	RHP <b>Rigoberto Garcia</b>	Transferred to Extended from Clinton.
	LHP <b>Leoncio Munoz</b>	Transferred to Extended from Clinton.
5/4/14	OF <b>Abraham Almonte</b>	Optioned to Tacoma from Seattle (post-game).
5/3/14	RHP <b>Hisashi Iwakuma</b>	Completed Rehab Assignment at Tacoma.
5/2/14	LHP <b>Anthony Fernandez</b> (Tacoma)	Placed on the Disabled List
	LHP <b>Lucas Luetge</b>	Optioned to Tacoma from Seattle (post-game).
5/1/14	LHP <b>Tyler Olson</b>	Transferred to Jackson from High Desert.
	INF <b>Luis Caballero</b>	Transferred to High Desert from Extended.
	LHP <b>Jacob Zokan</b>	Transferred to High Desert from Clinton.
	RHP <b>Tommy Burns</b>	Transferred to Extended from Clinton.
	LHP <b>Eddie Campbell</b>	Transferred to Extended from Clinton.
	LHP <b>Paul Fry</b>	Transferred to Clinton from Extended.
	RHP <b>Rigoberto Garcia</b>	Transferred to Clinton from Extended.
	RHP <b>Jose Flores</b>	Transferred to Clinton from Extended.
4/30/14	OF <b>Jabari Blash</b>	Transferred to Tacoma from Jackson.
	OF <b>Julio Morban</b>	Transferred to Extended from Tacoma.
	OF <b>Nate Melendres</b> (Jackson)	Reinstated from the Disabled List.
	INF <b>Tyler Smith</b> (High Desert)	Placed on the Disabled List.
	RHP <b>Dylan Unsworth</b> (High Desert)	Reinstated from the Disabled List.
4/29/14	C <b>Humberto Quintero</b> (Tacoma)	Reinstated from the Disabled List.
	C <b>Manny Pina</b>	Transferred to Jackson from Tacoma.
	RHP <b>Stephen Landazuri</b> (Jackson)	Placed in the Disabled List.
	RHP <b>Ramire Cleto</b>	Transferred to Extended from Clinton.
	RHP <b>Aaron Brooks</b>	Transferred to Clinton from Extended.
4/28/14	RHP <b>Erasm Ramirez</b>	Transferred to Tacoma from High Desert.
	RHP <b>Ramon Ramirez</b>	Released from Minor League Player Contract.
	RHP <b>Seon Gi Kim</b>	Transferred to Extended from High Desert.
	RHP <b>Mark Bordonaro</b>	Transferred to High Desert from Clinton.
	RHP <b>Thyago Vieira</b>	Transferred to Clinton from Extended.
4/27/14	RHP <b>Hisashi Iwakuma</b>	Placed on Rehab Assignment with Tacoma.
	RHP <b>Mark Rogers</b> (Tacoma)	Reinstated from the Disabled List.
	RHP <b>David Colvin</b> (Jackson)	Placed on the Disabled List.
4/26/14	RHP <b>Jonathan Arias</b> (Tacoma)	Reinstated from the Disabled List.
	OF <b>Ian Miller</b> (Clinton)	Reinstated from the Disabled List.
	OF <b>Arby Fields</b>	Transferred to Extended from Clinton.
4/25/14	LHP <b>Lucas Luetge</b>	Recalled to Seattle from Tacoma.
4/24/14	OF <b>Cole Gillespie</b>	Selected to Seattle from Tacoma.
	LHP <b>James Gillheeny</b>	Transferred to Jackson from Tacoma.
	LHP <b>Nick Hill</b>	Reinstated from the Disabled List.
	RHP <b>Carson Smith</b>	Placed on the Disabled List.
4/23/14	INF <b>Nick Franklin</b>	Optioned to Tacoma from Seattle.
	RHP <b>Erasm Ramirez</b>	Optioned to High Desert from Seattle.
4/22/14	INF <b>Nate Melendres</b> (Jackson)	Placed on the Disabled.
4/21/14	RHP <b>Seon Gi Kim</b> (High Desert)	Reinstated from the Disabled List.
	OF <b>Chantz Mack</b>	Transferred to Extended from Tacoma.
4/20/14	RHP <b>Brandon Maurer</b>	Recalled to Seattle from Tacoma.
4/19/14	OF <b>James Jones</b>	Optioned to Tacoma from Seattle (post-game).
	RHP <b>Chance Ruffin</b>	Placed on the Temporarily Inactive List.
	INF <b>Jesus Montero</b>	Placed on the Temporarily Inactive List.
	RHP <b>Jordan Pries</b>	Transferred to Tacoma from Jackson.
	RHP <b>Jochi Ogando</b>	Transferred to Jackson from High Desert.
	RHP <b>Brett Shankin</b>	Transferred to High Desert from Extended.
	INF <b>Luis Caballero</b>	Transferred to Tacoma from Extended.

### MARINERS ORG. LEADERS:

#### Offensive Leaders

##### Average:

1. Gabriel Noriega .....	.377 (29x77)
2. Nick Franklin.....	.363 (29x80)
3. Marcus Littlewood.....	.361 (26x72)
4. Chris Taylor.....	.351 (40x114)
5. Brock Hebert.....	.330 (29x88)
6. Gabriel Guerrero.....	.328 (42x128)
7. Ketel Marte .....	.314 (38x121)
8. James Jones .....	.313 (25x80)
9. Austin Wilson.....	.303 (30x99)
10. Jordy Lara.....	.302 (35x116)

##### Home Runs:

1. Patrick Kivlehan.....	9
2. Jesus Montero.....	7
3. Jabari Henry .....	6
Tyler O'Neil .....	6
5. Jabari Blash.....	5
Nick Franklin.....	5
Cole Gillespie .....	5
Jordy Lara.....	5
Tyler Marlette.....	5

##### RBI:

1. Patrick Kivlehan.....	35
2. Gabriel Guerrero.....	25
3. Austin Wilson.....	24
4. Jabari Blash.....	22
Jordy Lara.....	22
Jesus Montero.....	22

##### Stolen Bases:

1. Xavier Avery .....	12
Jack Reinheimer .....	12
3. Ketel Marte .....	10
4. Ian Miller .....	8
5. Jamal Austin.....	7
Aaron Barbosa.....	7

#### Pitching Leaders

##### ERA:

1. Jordan Pries .....	1.87
2. Cam Hobson.....	2.52
3. Jake Zokan.....	3.12
4. Eddie Campbell .....	3.25
5. Andrew Carraway.....	3.38
6. Lars Huijer .....	3.70
7. Tyler Pke.....	3.76
8. Edw in Diaz.....	3.86
Anthony Fernandez .....	3.86
10. James Gillheeny .....	4.01

##### WINS:

1. Carlos Misell .....	4
Clay Rapada.....	4
2. Matt Anderson.....	3
Cam Hobson.....	3
Stephen Landazuri .....	3
Will Mathis .....	3
Jordan Pries .....	3
Stephen Shackleford.....	3

##### SAVES:

1. Emilio Pagan .....	5
2. Logan Bawcom.....	3
3. David Colvin .....	2
Logan Kensing.....	2
Stephen Kohlscheen.....	2
Will Mathis .....	2
Rafael Pineda .....	2
Carson Smith.....	2

##### STRIKEOUTS:

1. Stephen Landazuri .....	30
2. Edw in Diaz.....	29
3. Matt Anderson.....	28
Tyler Olson.....	28
5. Eddie Campbell .....	27
Anthony Fernandez .....	27

**Mariners MiL Transactions continued:**

4/18/14	RHP <b>Oliver Garcia</b> (High Desert)	Placed on the Disabled List.
	OF <b>Ian Miller</b> (Clinton)	Placed on the Disabled List.
	OF <b>Burt Reynolds</b> (Clinton)	Reinstated from the Disabled List.
4/17/14	LHP <b>Nick Hill</b> (Tacoma)	Placed on the Disabled List.
	RHP <b>Taijuan Walker</b>	Returned from Rehab Assignment at Tacoma.
	RHP <b>Stephen Pryor</b>	Returned from Rehab Assignment at Tacoma. Reinstated from the Seattle Disabled List and Optioned to Tacoma (post-game).
	OF <b>Julio Morban</b>	Reinstated from the Disabled List. Transferred to Tacoma from Jackson.
	INF <b>Ji-Man Choi</b>	Placed on the Suspended List.
	OF <b>Chantz Mack</b>	Transferred to Tacoma from AZL Extended.
	RHP <b>Tom de Blok</b>	Placed on the Voluntarily Retired List.
4/16/14	INF <b>Nick Franklin</b>	Recalled to Seattle from Tacoma.
	OF <b>James Jones</b>	Recalled to Seattle from Tacoma.
	LHP <b>Kyle Hunter</b> (Jackson)	Reinstated from the Disabled List.
	INF <b>Patrick Brady</b> (Jackson)	Reinstated from the Disabled List.
	INF <b>Gabriel Noriega</b> (Jackson)	Transferred to Tacoma from Jackson.
4/15/14	RHP <b>Blake Beavan</b>	Recalled to Seattle from Tacoma.
	RHP <b>Ramon Ramirez</b>	Reinstated from the Disabled List.
	RHP <b>Jonathan Arias</b> (Tacoma)	Placed on the Disabled List.
	C <b>Humberto Quintero</b>	Placed on the Disabled List.
	C <b>Manny Pina</b>	Reinstated from the Disabled List (Jackson). Transferred to Tacoma from Jackson.
	RHP <b>Grady Wood</b> (High Desert)	Reinstated from the Disabled List.
4/14/14	RHP <b>Taijuan Walker</b>	Transferred Rehab Assignment to Tacoma from Jackson.
	RHP <b>Stephen Pryor</b>	Transferred Rehab Assignment to Tacoma from Jackson.
	LHP <b>Lucas Luetge</b>	Optioned to Tacoma from Seattle (post-game).
	RHP <b>Seon-Gi Kim</b> (High Desert)	Placed on the Disabled List.
	RHP <b>Victor Sanchez</b> (Jackson)	Placed on the Disabled List.
4/11/14	LHP <b>Anthony Fernandez</b>	Reinstated from the Temporarily Inactive List.
	OF <b>Jabari Henry</b> (Jackson)	Placed on the Disabled List.
	OF <b>Aaron Barbosa</b>	Transferred to High Desert from Clinton
	OF <b>Arby Fields</b>	Transferred to Clinton from Extended (Everett).
4/10/14	RHP <b>Moises Hernandez</b> (Jackson)	Reinstated from the Disabled List.
	RHP <b>Andrew Carraway</b> (Tacoma)	Reinstated from the Disabled List.
	INF <b>Leury Bonilla</b> (Tacoma)	Reinstated from the Disabled List.
4/9/14	RHP <b>Taijuan Walker</b>	Transferred Rehab Assignment from High Desert to Jackson.
	RHP <b>Lucas Luetge</b>	Recalled to Seattle from Tacoma.
4/8/14	LHP <b>Anthony Fernandez</b>	Placed on the Temporarily Inactive List.
	INF <b>Nate Tenbrink</b> (Tacoma)	Placed on the Disabled List.
4/5/14	RHP <b>Jonathan Arias</b>	Transferred to Tacoma from Jackson.
4/4/14	RHP <b>Dom Leone</b>	Selected to Seattle from Tacoma.
	RHP <b>Taijuan Walker</b>	Placed on Rehab Assignment with High Desert.
4/3/14	INF <b>Leury Bonilla</b> (Tacoma)	Placed on 7-day Disabled List.
	LHP <b>Danny Hultzen</b> (Tacoma)	Placed on 7-day Disabled List.
	RHP <b>Matt Palmer</b> (Tacoma)	Placed on 7-day Disabled List.
	RHP <b>Ramon Ramirez</b> (Tacoma)	Placed on 7-day Disabled List.
	RHP <b>Andrew Carraway</b> (Tacoma)	Placed on 7-day Disabled List.
	RHP <b>Mark Rogers</b> (Tacoma)	Placed on 7-day Disabled List.
	INF <b>Patrick Brady</b> (Jackson)	Placed on 7-day Disabled List.
	C <b>Manuel Pina</b> (Jackson)	Placed on 7-day Disabled List.
	LHP <b>Kyle Hunter</b> (Jackson)	Placed on 7-day Disabled List.
	OF <b>Julio Morban</b> (Jackson)	Placed on 7-day Disabled List.
	RHP <b>Moises Hernandez</b> (Jackson)	Placed on 7-day Disabled List.
	INF <b>Guillermo Pimentel</b> (High Desert)	Placed on 7-day Disabled List.
	RHP <b>David Holman</b> (High Desert)	Placed on 7-day Disabled List.
	RHP <b>Grady Wood</b> (High Desert)	Placed on 7-day Disabled List.
	C <b>Corey Simpson</b> (Clinton)	Placed on 7-day Disabled List.
	LHP <b>Ryan Horstman</b> (Clinton)	Placed on 7-day Disabled List.
	OF <b>Burt Reynolds</b> (Clinton)	Placed on 7-day Disabled List.
	INF <b>Gabriel Noriega</b>	Transferred to Jackson from Tacoma.
	OF <b>Xavier Avery</b>	Outrighted to Tacoma.
	RHP <b>Stephen Pryor</b>	Placed on Rehab Assignment with Jackson.

Tacoma Rainiers (16-13) 7, Reno Aces (16-17) 0  
 May 6, 2014

	1	2	3	4	5	6	7	8	9	R	H	E
Tacoma	1	0	0	2	0	2	0	2	0	7	12	0
Reno	0	0	0	0	0	0	0	0	0	0	7	1

Tacoma	AB	R	H	RBI	BB	SO	LOB	AVG	Reno	AB	R	H	RBI	BB	SO	LOB	AVG
Almonte, A, CF	4	1	1	0	1	1	2	.250	Campana, CF	3	0	0	0	1	0	1	.385
Chavez, En, DH	4	0	1	0	0	0	1	.290	Gregorius, 2B	4	0	2	0	0	1	0	.288
Franklin, SS	5	1	3	2	0	1	0	.363	Evans, N, 1B	4	0	2	0	0	1	2	.320
Montero, J, 1B	5	0	1	0	0	2	2	.260	Jacobs, DH	4	0	0	0	0	2	3	.379
Blash, RF	4	1	0	0	0	2	2	.217	Marte, An, 3B	3	0	1	0	1	0	2	.314
Kelly, T, 2B	2	2	1	0	2	0	0	.254	Kieschnick, RF	4	0	1	0	0	1	3	.256
Avery, LF	4	1	1	0	0	2	3	.287	Cunningham, A, LF	4	0	0	0	0	1	4	.231
Quintero, C	4	1	3	4	0	0	0	.361	Lalli, C	4	0	0	0	0	0	1	.234
Bonilla, 3B	4	0	1	1	0	1	3	.256	Ahmed, SS	3	0	1	0	0	0	0	.237
Pries, P	0	0	0	0	0	0	0	.000	Brewer, P	0	0	0	0	0	0	0	.000
Pryor, P	0	0	0	0	0	0	0	.000	Munson, P	0	0	0	0	0	0	0	.000
Bawcom, P	0	0	0	0	0	0	0	.000	Serrano, M, P	0	0	0	0	0	0	0	.000
Totals	36	7	12	7	3	9	13	.311	Stites, P	0	0	0	0	0	0	0	.000
									Totals	33	0	7	0	2	6	16	.279

**BATTING**

2B: Quintero 2 (4, Brewer, Serrano, M).  
 HR: Franklin (5, 4th inning off Brewer, 0 on, 0 out).  
 TB: Bonilla; Kelly, T; Almonte, A; Quintero 5; Montero, J; Franklin 6; Chavez, En; Avery.  
 RBI: Franklin 2 (19), Quintero 4 (8), Bonilla (4).  
 2-out RBI: Quintero 2; Bonilla.  
 Runners left in scoring position, 2 out: Blash; Bonilla; Almonte, A 2.  
 SAC: Chavez, En.  
 GDP: Chavez, En.  
 Team RISP: 5-for-11.  
 Team LOB: 7.

**BASERUNNING**

SB: Almonte, A (1, 2nd base off Brewer/Lalli), Franklin (4, 2nd base off Brewer/Lalli), Bonilla (2, 2nd base off Munson/Lalli), Avery (12, 2nd base off Serrano, M/Lalli).  
 CS: Chavez, En (2, 3rd base by Brewer/Lalli).  
 PO: Chavez, En (2nd base by Brewer).

**BATTING**

TB: Marte, An; Gregorius 2; Kieschnick; Evans, N 2; Ahmed.  
 Runners left in scoring position, 2 out: Marte, An; Cunningham, A; Evans, N.  
 Team RISP: 1-for-6.  
 Team LOB: 8.

**BASERUNNING**

SB: Campana (2, 2nd base off Pries/Quintero).  
 CS: Campana (1, 2nd base by Pries/Quintero).

**FIELDING**

E: Kieschnick (2, fielding).  
 DP: (Gregorius-Ahmed-Evans, N).  
 Pickoffs: Brewer (Chavez, En at 2nd base).

Tacoma	IP	H	R	ER	BB	SO	HR	ERA	Reno	IP	H	R	ER	BB	SO	HR	ERA
Pries (W, 2-1)	5.0	5	0	0	2	5	0	2.08	Brewer (L, 2-5)	5.2	7	5	5	3	4	1	6.81
Pryor	3.0	1	0	0	0	1	0	1.13	Munson	1.1	1	0	0	0	2	0	3.86
Bawcom	1.0	1	0	0	0	0	0	5.06	Serrano, M	1.0	3	2	2	0	2	0	2.89
Totals	9.0	7	0	0	2	6	0	4.76	Stites	1.0	1	0	0	0	1	0	0.00
									Totals	9.0	12	7	7	3	9	1	4.45

HBP: Blash (by Brewer).  
 Pitches-strikes: Pries 93-55, Pryor 41-26, Bawcom 12-9, Brewer 108-65, Munson 25-15, Serrano, M 23-18, Stites 11-8.  
 Groundouts-flyouts: Pries 5-2, Pryor 4-1, Bawcom 2-1, Brewer 6-4, Munson 2-0, Serrano, M 0-1, Stites 2-0.  
 Batters faced: Pries 21, Pryor 10, Bawcom 4, Brewer 26, Munson 5, Serrano, M 6, Stites 4.  
 Inherited runners-scored: Munson 1-1.  
 Umpires: HP: Adam Schw arz. 1B: Ramon DeJesus. 3B: Stu Scheurwater.  
 Weather: 58 degrees, partly cloudy.  
 Wind: 17 mph, L to R.  
 T: 3:09.  
 Att: 3,336.  
 Venue: Aces Ballpark.  
 May 6, 2014

Huntsville Stars (21-11) 5, Jackson Generals (14-18) 0  
 May 6, 2014

	1	2	3	4	5	6	7	8	9	R	H	E
Jackson	0	0	0	0	0	0	0	0	0	0	4	1
Huntsville	0	0	5	0	0	0	0	0	x	5	6	1

Jackson	AB	R	H	RBI	BB	SO	LOB	AVG	Huntsville	AB	R	H	RBI	BB	SO	LOB	AVG
Marte, K, 2B	4	0	1	0	0	0	1	.314	Shaw, N, SS	2	0	0	0	2	1	2	.203
Melendres, CF	4	0	0	0	0	0	1	.286	Richardson, CF	4	0	0	0	0	1	1	.228
Rivers, RF	4	0	0	0	0	1	1	.198	Ramirez, N, 1B	4	1	1	0	0	1	1	.271
Paolini, LF	2	0	1	0	2	0	1	.253	Zarraga, C	2	1	1	0	1	1	0	.443
Pina, C	3	0	0	0	1	0	2	.077	Rogers, J, DH	4	0	0	0	0	2	5	.256
Hicks, DH	4	0	1	0	0	2	4	.221	Davis, Ke, LF	3	1	0	0	1	0	0	.231
Wiswall, 1B	4	0	0	0	0	1	3	.153	Haniger, RF	4	1	0	0	0	1	0	.215
Marder, 3B	3	0	0	0	1	0	2	.200	Hopkins, 3B	3	1	2	0	1	0	0	.220
Brady, SS	3	0	1	0	0	0	0	.267	Prince, 2B	4	0	2	2	0	0	1	.193
Ogando, J, P	0	0	0	0	0	0	0	.000	Gagnon, D, P	0	0	0	0	0	0	0	.300
Shackleford, P	0	0	0	0	0	0	0	.000	Dillard, P	0	0	0	0	0	0	0	.000
Kohlscheen, P	0	0	0	0	0	0	0	.000	Toledo, P	0	0	0	0	0	0	0	.000
<b>Totals</b>	<b>31</b>	<b>0</b>	<b>4</b>	<b>0</b>	<b>4</b>	<b>4</b>	<b>15</b>	<b>.222</b>	<b>Totals</b>	<b>30</b>	<b>5</b>	<b>6</b>	<b>2</b>	<b>5</b>	<b>7</b>	<b>10</b>	<b>.239</b>

**BATTING**

2B: Marte, K (9, Gagnon, D), Paolini (10, Gagnon, D).  
 TB: Brady; Hicks; Paolini 2; Marte, K 2.  
 Runners left in scoring position, 2 out: Paolini; Hicks 2; Marder.  
 Team RISP: 0-for-8.  
 Team LOB: 8.

**BASERUNNING**

PO: Wiswall (2nd base by Gagnon, D).

**FIELDING**

E: Rivers (1, fielding).

**BATTING**

2B: Prince (3, Ogando, J).  
 3B: Hopkins (1, Kohlscheen).  
 TB: Prince 3; Zarraga; Ramirez, N; Hopkins 4.  
 RBI: Prince 2 (5).  
 2-out RBI: Prince 2.  
 Runners left in scoring position, 2 out: Rogers, J; Shaw, N; Prince.  
 Team RISP: 2-for-8.  
 Team LOB: 7.

**BASERUNNING**

SB: Shaw, N (2, 2nd base off Ogando, J/Pina), Hopkins (2, 2nd base off Ogando, J/Pina).  
 CS: Prince (3, 3rd base by Shackleford/Pina).

**FIELDING**

E: Hopkins (1, fielding).  
 Pickoffs: Gagnon, D (Wiswall at 2nd base).

Jackson	IP	H	R	ER	BB	SO	HR	ERA	Huntsville	IP	H	R	ER	BB	SO	HR	ERA
Ogando, J (L, 0-3)	2.2	4	5	0	4	2	0	5.54	Gagnon, D (W, 3-1)	7.0	4	0	0	3	4	0	2.66
Shackleford	3.0	1	0	0	1	2	0	4.29	Dillard	1.0	0	0	0	0	0	0	0.00
Kohlscheen	2.1	1	0	0	0	3	0	1.08	Toledo	1.0	0	0	0	1	0	0	6.00
<b>Totals</b>	<b>8.0</b>	<b>6</b>	<b>5</b>	<b>0</b>	<b>5</b>	<b>7</b>	<b>0</b>	<b>3.51</b>	<b>Totals</b>	<b>9.0</b>	<b>4</b>	<b>0</b>	<b>0</b>	<b>4</b>	<b>4</b>	<b>0</b>	<b>2.68</b>

HBP: Zarraga (by Ogando, J).

Pitches-strikes: Ogando, J 77-42, Shackleford 42-25, Kohlscheen 44-29, Gagnon, D 93-57, Dillard 7-5, Toledo 27-17.

Groundouts-flyouts: Ogando, J 2-2, Shackleford 2-3, Kohlscheen 2-2, Gagnon, D 10-4, Dillard 2-0, Toledo 2-2.

Batters faced: Ogando, J 18, Shackleford 10, Kohlscheen 8, Gagnon, D 27, Dillard 3, Toledo 5.

Inherited runners-scored: Shackleford 1-0.

Umpires: HP: Jimmie Hollingsworth. 1B: Alex Ziegler. 3B: Garrett Patterson.

Weather: 84 degrees, clear.

Wind: 7 mph, Out to CF.

T: 2:41.

Att: 893.

Venue: Joe W. Davis Municipal Stadium.

May 6, 2014

High Desert Mavericks (19-14) 11, Rancho Cucamonga Quakes (13-20) 0  
 May 6, 2014

	1	2	3	4	5	6	7	8	9	R	H	E
High Desert	0	3	0	0	2	0	0	0	6	11	9	1
Rancho Cucamonga	0	0	0	0	0	0	0	0	0	0	3	0

High Desert	AB	R	H	RBI	BB	SO	LOB	AVG	Rancho Cucamonga	AB	R	H	RBI	BB	SO	LOB	AVG
Barbosa, CF	5	0	1	1	0	0	2	.288	Garvey, LF	4	0	1	0	0	2	0	.216
Hebert, SS	4	1	1	2	0	1	0	.330	Dixon, 2B	4	0	1	0	0	1	1	.191
Peterson, 3B	5	0	0	1	0	1	4	.267	Seager, SS	3	0	0	0	1	1	2	.297
Guerrero, G, RF	5	2	2	3	0	1	2	.328	Jacobs, 1B	4	0	0	0	0	1	3	.292
Pizzano, LF	5	1	1	2	0	0	2	.275	Garcia, J, RF	4	0	0	0	0	1	2	.239
Kivlehan, DH	3	2	2	1	1	0	0	.299	Proscia, 3B	4	0	1	0	0	3	0	.222
Lara, J, 1B	3	1	0	0	1	0	1	.302	Miller, A, DH	1	0	0	0	2	0	0	.241
Baron, C	3	2	1	0	1	1	0	.304	Capellan, C	2	0	0	0	1	0	2	.196
Lopes, 2B	3	2	1	1	1	0	0	.184	Baldwin, CF	3	0	0	0	0	2	3	.174
Anderson, M, P	0	0	0	0	0	0	0	.000	Caughel, P	0	0	0	0	0	0	0	.000
Wood, G, P	0	0	0	0	0	0	0	.000	Cabrera, Fr, P	0	0	0	0	0	0	0	.000
Brazis, P	0	0	0	0	0	0	0	.000	McGeary, P	0	0	0	0	0	0	0	.000
Totals	36	11	9	11	4	4	11	.277	Cotton, P	0	0	0	0	0	0	0	.000
									Totals	29	0	3	0	4	11	13	.237

**BATTING**

HR: Pizzano (3, 2nd inning off Caughel, 1 on, 0 out), Kivlehan (9, 2nd inning off Caughel, 0 on, 0 out), Guerrero, G (5, 9th inning off Cotton, 2 on, 2 out).

TB: Barbosa; Guerrero, G 5; Pizzano 4; Kivlehan 5; Hebert; Lopes; Baron.

RBI: Pizzano 2 (16), Kivlehan (35), Hebert 2 (14), Peterson (16), Lopes (16), Barbosa (4), Guerrero, G 3 (25).

2-out RBI: Guerrero, G 3.

Runners left in scoring position, 2 out: Pizzano.

Team RISP: 3-for-8.

Team LOB: 3.

**BATTING**

TB: Garvey; Dixon; Proscia.

Runners left in scoring position, 2 out: Garcia, J; Baldwin 2; Jacobs.

GIDP: Capellan, Seager.

Team RISP: 0-for-6.

Team LOB: 6.

**BASERUNNING**

SB: Dixon (3, 2nd base off Anderson, M/Baron).

**FIELDING**

E: Hebert (5, fielding).

DP: 2 (Peterson-Lopes-Lara, J, Lara, J-Hebert).

High Desert	IP	H	R	ER	BB	SO	HR	ERA	Rancho Cucamonga	IP	H	R	ER	BB	SO	HR	ERA
Anderson, M (W, 3-2)	6.0	3	0	0	2	7	0	5.23	Caughel (L, 2-3)	5.0	7	5	5	0	3	2	4.85
Wood, G	2.0	0	0	0	2	3	0	1.98	Cabrera, Fr	3.0	0	0	0	0	0	0	2.89
Brazis	1.0	0	0	0	0	1	0	4.15	McGeary	0.1	1	5	5	4	0	0	12.46
Totals	9.0	3	0	0	4	11	0	4.92	Cotton	0.2	1	1	1	0	1	1	9.35
									Totals	9.0	9	11	11	4	4	3	4.05

WP: McGeary.

HBP: Hebert (by Caughel).

Groundouts-flyouts: Anderson, M 7-2, Wood, G 3-0, Brazis 0-2, Caughel 4-7, Cabrera, Fr 5-2, McGeary 1-0, Cotton 1-0.

Batters faced: Anderson, M 22, Wood, G 8, Brazis 3, Caughel 23, Cabrera, Fr 9, McGeary 6, Cotton 3.

Inherited runners-scored: Cotton 2-2.

Umpires: HP: Nestor Ceja. 1B: Malachi Moore.

Weather: 60 degrees, cloudy.

Wind: 7 mph, Out to RF.

T: 2:34.

Att: 1,078.

Venue: LoanMart Field.

May 6, 2014



**Burlington Bees (16-14) 4, Clinton LumberKings (15-15) 3**  
**May 6, 2014**

	1	2	3	4	5	6	7	8	9	R	H	E
Clinton	1	0	1	0	1	0	0	0	0	3	5	2
Burlington	0	2	1	1	0	0	0	x	4	4	5	4

Clinton	AB	R	H	RBI	BB	SO	LOB	AVG	Burlington	AB	R	H	RBI	BB	SO	LOB	AVG
Miller, CF	5	0	0	0	0	0	4	.235	Eaves, 2B	4	0	1	2	0	2	3	.295
Simpson, RF	4	0	0	0	1	2	2	.205	Salcedo, SS	4	1	0	0	0	1	2	.247
2-Reynolds, B, PR	0	0	0	0	0	0	0	.324	Hinshaw, CF	2	0	0	0	1	0	0	.282
Reinheimer, 2B	3	1	0	0	1	0	0	.264	Cayones, DH	2	0	0	0	2	2	2	.264
O'Neill, LF	3	1	1	1	1	1	0	.267	Rosa, 3B	3	0	1	0	1	0	0	.219
Zimmerman, DH	3	1	2	1	0	0	0	.246	Mendoza, R, RF	4	1	1	0	0	0	5	.200
DeCarlo, 1B	3	0	0	1	1	0	1	.151	Gretzky, LF	4	1	2	1	0	0	0	.167
Seager, 3B	4	0	0	0	0	1	3	.231	Dalton, 1B	3	1	0	0	1	2	1	.214
1-Shank, PR-3B	0	0	0	0	0	0	0	.300	McGee, C	2	0	0	0	2	0	2	.159
Carmichael, C	4	0	2	0	0	0	1	.368	Alcantara, P	0	0	0	0	0	0	0	.000
Kauppila, SS	4	0	0	0	0	1	3	.207	Smith, M, P	0	0	0	0	0	0	0	.000
Misell, P	0	0	0	0	0	0	0	.000	Foss, P	0	0	0	0	0	0	0	.000
Holovach, P	0	0	0	0	0	0	0	.000	Carlson, P	0	0	0	0	0	0	0	.000
Pineda, P	0	0	0	0	0	0	0	.000	Busenitz, P	0	0	0	0	0	0	0	.000
<b>Totals</b>	<b>33</b>	<b>3</b>	<b>5</b>	<b>3</b>	<b>4</b>	<b>5</b>	<b>14</b>	<b>.258</b>	<b>Totals</b>	<b>28</b>	<b>4</b>	<b>5</b>	<b>3</b>	<b>7</b>	<b>7</b>	<b>15</b>	<b>.238</b>

1-Ran for Seager in the 8th. 2-Ran for Simpson in the 9th.

**BATTING**

**2B:** Carmichael (2, Foss).  
**HR:** O'Neill (6, 3rd inning off Smith, M, 0 on, 2 out), Zimmerman (2, 5th inning off Smith, M, 0 on, 2 out).  
**TB:** Zimmerman 5; O'Neill 4; Carmichael 3.  
**RBI:** DeCarlo (16), O'Neill (18), Zimmerman (10).  
**2-out RBI:** DeCarlo; O'Neill; Zimmerman.  
**Runners left in scoring position, 2 out:** Seager 2; Simpson; Carmichael.  
**GIDP:** Miller.  
**Team RISP:** 0-for-7.  
**Team LOB:** 8.

**BASERUNNING**

**CS:** Reynolds, B (1, 2nd base by Busenitz/McGee).

**FIELDING**

**E:** Reinheimer (5, throw), Kauppila (3, throw).  
**DP:** 2 (Reinheimer-Kauppila-DeCarlo, Kauppila-Reinheimer).

**BATTING**

**2B:** Eaves (14, Misell).  
**3B:** Gretzky (1, Misell).  
**TB:** Rosa; Gretzky 4; Mendoza, R; Eaves 2.  
**RBI:** Eaves 2 (9), Gretzky (1).  
**Runners left in scoring position, 2 out:** Mendoza, R 2; Cayones; Eaves.  
**GIDP:** Salcedo.  
**Team RISP:** 1-for-9.  
**Team LOB:** 8.

**FIELDING**

**E:** Eaves (6, fielding), Foss (1, throw), Salcedo (7, throw), Carlson (3, pickoff).  
**DP:** (Salcedo-Eaves-Dalton).

Clinton	IP	H	R	ER	BB	SO	HR	ERA	Burlington	IP	H	R	ER	BB	SO	HR	ERA
Misell (L, 4-2)	3.2	4	4	3	5	6	0	4.13	Alcantara	2.0	0	1	1	3	1	0	3.68
Holovach	3.1	1	0	0	2	0	0	5.85	Smith, M (W, 2-1)	3.0	4	2	2	0	1	2	2.75
Pineda	1.0	0	0	0	0	1	0	2.84	Foss (H, 2)	2.0	1	0	0	0	3	0	2.60
<b>Totals</b>	<b>8.0</b>	<b>5</b>	<b>4</b>	<b>3</b>	<b>7</b>	<b>7</b>	<b>0</b>	<b>4.60</b>	Carlson (H, 3)	1.0	0	0	0	0	0	0	1.72
									Busenitz (S, 5)	1.0	0	0	0	1	0	0	2.35
									<b>Totals</b>	<b>9.0</b>	<b>5</b>	<b>3</b>	<b>3</b>	<b>4</b>	<b>5</b>	<b>2</b>	<b>3.32</b>

**HBP:** Zimmerman (by Alcantara), Hinshaw (by Misell).

**Groundouts-flyouts:** Misell 4-1, Holovach 4-2, Pineda 1-1, Alcantara 4-1, Smith, M 7-1, Foss 2-1, Carlson 4-0, Busenitz 2-0.

**Batters faced:** Misell 22, Holovach 11, Pineda 3, Alcantara 10, Smith, M 14, Foss 7, Carlson 4, Busenitz 3.

**Umpires:** HP: Brandon Butler. 1B: Andrew Chesnut.

**Weather:** 60 degrees, sunny.

**Wind:** 18 mph, Out to CF.

**T:** 2:31.

**Att:** 2,283.

**Venue:** Community Field.

**May 6, 2014**

Choose a highlighted category to sort. NOTE: Rate stats do not use qualifiers.

BATTERS	GI --GAMES BY POSITION--																												
	AVG	G	AB	R	H	2B	3B	HR	RBI	TB	BB	IBB	SO	SB	CS	OBP	SLG	OPS	SF	SAC	HBP	DP	1B	2B	3B	SS	OF	C	E
# Almonte, Abraham	.250	1	4	1	1	0	0	0	0	1	1	0	1	1	0	.400	.250	.650	0	0	0	0	0	0	0	0	1	0	0
* Avery, Xavier	.287	28	108	13	31	3	2	0	13	38	7	0	20	12	2	.325	.352	.677	2	1	0	3	0	0	0	0	28	0	2
Blash, Jabari	.217	6	23	2	5	1	0	0	2	6	1	0	8	1	0	.269	.261	.530	1	0	1	0	0	0	0	0	6	0	0
Bonilla, Leury	.256	17	43	0	11	2	0	0	4	13	3	0	9	2	1	.319	.302	.621	0	1	1	3	8	0	9	0	2	0	2
* Chavez, Endy	.290	21	62	12	18	0	0	0	1	18	10	2	7	0	2	.397	.290	.688	0	3	1	5	0	0	0	0	13	0	0
* Choi, Ji-Man	.394	10	33	7	13	2	0	1	5	18	7	0	6	0	0	.500	.545	1.045	0	0	0	2	9	0	0	0	0	0	0
# Franklin, Nick	.363	20	80	13	29	5	0	5	19	49	10	1	19	4	2	.433	.613	1.046	0	0	0	2	0	8	0	11	0	0	3
Gillespie, Cole	.362	16	58	14	21	5	1	5	14	43	9	0	9	2	0	.456	.741	1.197	0	0	1	0	0	0	0	0	15	0	0
* Jones, James	.313	20	80	15	25	3	1	2	8	36	8	0	16	5	3	.382	.450	.832	0	1	1	0	0	0	0	0	20	0	1
# Kelly, Ty	.254	26	71	21	18	3	0	2	13	27	24	0	16	0	1	.438	.380	.818	1	1	0	1	0	9	14	0	0	0	5
* Mack, Chantz	.400	2	5	1	2	0	0	0	0	2	1	0	3	0	0	.500	.400	.900	0	0	0	0	0	0	0	0	2	0	0
Montero, Jesus	.260	25	96	16	25	4	1	7	22	52	10	1	26	0	0	.330	.542	.872	2	0	1	3	18	0	0	0	0	0	2
* Morban, Julio	.250	6	20	2	5	1	0	0	1	6	4	0	6	0	0	.375	.300	.675	0	0	0	1							
Noriega, Gabriel	.455	15	55	10	25	9	0	0	5	34	0	0	6	1	0	.455	.618	1.073	0	0	0	1	0	3	10	2	0	0	4
Pina, Manny	.214	4	14	1	3	1	0	0	3	4	0	0	2	0	0	.214	.286	.500	0	0	0	2	0	0	0	0	0	4	0
Quintero, Humberto	.361	12	36	3	13	4	0	0	8	17	1	0	7	0	0	.368	.472	.841	1	1	0	1	0	0	0	0	0	11	0
Sucre, Jesus	.246	16	61	3	15	2	0	1	10	20	1	0	9	0	0	.258	.328	.586	0	0	0	1	0	0	0	0	0	16	0
Taylor, Chris	.351	28	114	21	40	11	2	3	16	64	10	0	21	5	1	.398	.561	.960	3	0	1	5	0	11	0	17	0	0	4
* Tenbrink, Nate	.250	1	4	1	1	1	0	0	2	2	0	0	1	0	0	.250	.500	.750	0	0	0	0	0	0	1	0	0	0	1
Team Total	.311	29	967	156	301	57	7	26	146	450	107	4	192	33	12	.380	.465	.846	10	8	7	30							26
PITCHERS	W	L	ERA	G	GS	CG	SHO	SV	SVO	IP	H	R	ER	HR	HB	BB	IBB	SO	BK	WP	GO/AO	DP	WHIP	AVG	AB	TBF	SF	GF	HLD
Arias, Jonathan	1	1	10.97	6	0	0	0	0	0	10.2	16	13	13	2	0	5	0	8	0	2	2.57	1	1.97	.327	49	54	0	1	1
Bawcom, Logan	1	1	5.06	10	0	0	0	3	4	10.2	10	6	6	1	0	7	0	9	0	1	0.77	0	1.59	.250	40	49	1	9	1
Beavan, Blake	1	0	2.08	2	2	1	0	0	0	13.0	9	3	3	2	0	4	0	8	0	1	0.55	0	1.00	.191	47	52	0	0	0
Carraway, Andrew	2	1	3.38	5	5	0	0	0	0	26.2	26	14	10	3	1	7	0	24	0	1	1.27	3	1.24	.263	99	108	0	0	0
* Fernandez, Anthony	1	1	3.86	5	5	0	0	0	0	25.2	24	16	11	3	0	14	0	27	0	3	0.84	3	1.48	.250	96	111	0	0	0
* Gillheaney, James	1	2	7.59	3	3	0	0	0	0	10.2	13	9	9	0	0	9	0	15	0	1	0.70	0	2.06	.295	44	54	0	0	0
* Hill, Nick	0	1	5.40	8	1	0	0	0	1	8.1	9	5	5	1	2	8	0	7	0	0	1.83	1	2.04	.281	32	43	0	2	1
Iwakuma, Hisashi	0	0	4.50	1	1	0	0	0	0	4.0	6	3	2	0	0	0	0	2	0	0	1.50	0	1.50	.353	17	18	1	0	0
Kensing, Logan	1	0	0.50	12	0	0	0	2	3	18.0	17	1	1	1	0	6	0	15	0	0	2.17	2	1.28	.243	70	76	0	3	1
* Luetge, Lucas	1	0	5.40	5	0	0	0	1	1	5.0	3	3	3	1	1	1	0	7	0	1	7.00	0	0.80	.167	18	20	0	1	0
Maurer, Brandon	0	0	2.16	4	1	0	0	0	0	8.1	5	3	2	1	0	5	0	17	0	0	1.67	1	1.20	.167	30	35	0	0	0
Miner, Zach	0	1	9.00	9	0	0	0	0	0	18.0	27	20	18	6	2	7	0	12	0	5	0.79	0	1.89	.333	81	91	1	1	2
Pries, Jordan	2	1	2.08	4	4	0	0	0	0	21.2	15	5	5	0	1	11	0	15	1	0	1.35	1	1.20	.195	77	89	0	0	0
Pryor, Stephen	0	0	1.13	6	0	0	0	1	1	8.0	5	1	1	0	0	4	0	4	0	1	1.38	1	1.13	.185	27	32	1	2	1
Ramirez, Erasmo	0	0	1.59	1	1	0	0	0	0	5.2	5	1	1	1	0	3	0	8	0	0	0.75	2	1.41	.250	20	23	0	0	0
Ramirez, Ramon	0	0	10.38	4	0	0	0	0	1	4.1	6	5	5	0	2	3	0	5	0	0	2.33	0	2.08	.300	20	26	0	1	1
* Rapada, Clay	4	0	5.56	10	0	0	0	0	0	11.1	9	9	7	4	1	2	0	9	0	0	0.71	0	0.97	.225	40	45	2	3	0
Rogers, Mark	1	0	3.86	2	1	0	0	0	0	7.0	5	3	3	1	0	7	0	5	0	2	0.70	0	1.71	.185	27	34	0	0	0
Ruffin, Chance	0	3	9.43	5	5	0	0	0	0	21.0	22	22	22	6	5	14	0	17	0	2	0.50	0	1.71	.268	82	103	2	0	0
Smith, Carson	0	1	3.18	7	0	0	0	2	2	5.2	6	6	2	0	1	3	0	4	0	0	2.25	0	1.59	.261	23	27	0	5	1
Team Total	16	13	4.76	29	29	1	3	9	13	243.2	238	148	129	33	16	120	0	218	1	20	1.46	15	1.47	.253	939	1090	8	28	9

KEY: \* - lefthanded hitter/pitcher, # - switch hitter

Choose a highlighted category to sort. NOTE: Rate stats do not use qualifiers.

		GI --GAMES BY POSITION--																												
BATTERS	AVG	G	AB	R	H	2B	3B	HR	RBI	TB	BB	IBB	SO	SB	CS	OBP	SLG	OPS	SF	SAC	HBP	DP	1B	2B	3B	SS	OF	C	E	
Austin, Jamal	.241	29	112	10	27	6	0	1	9	36	2	0	10	7	1	.280	.321	.601	0	3	4	2	0	1	0	0	28	0	1	
Blash, Jabari	.262	25	84	19	22	6	0	5	20	43	22	1	24	4	0	.418	.512	.930	2	0	2	2	0	0	0	14	0	2		
Brady, Patrick	.267	11	30	0	8	1	0	0	0	9	0	0	9	1	1	.267	.300	.567	0	1	0	1	0	5	0	3	3	0	0	
Dowd, Mike	.159	15	44	1	7	1	0	0	2	8	3	0	8	0	0	.213	.182	.395	0	0	0	3	0	0	0	0	0	15	1	
Hicks, John	.221	19	68	6	15	2	0	0	9	17	8	0	19	1	1	.299	.250	.549	1	1	0	2	0	0	0	0	0	16	1	
* Landry, Leon	.136	22	81	7	11	2	0	0	6	13	5	0	8	5	1	.195	.160	.356	0	3	1	1	0	0	0	0	22	0	2	
Marder, Jack	.200	23	75	10	15	2	0	1	5	20	9	0	9	0	0	.330	.267	.596	1	3	6	3	0	14	10	0	0	0	3	
# Marte, Ketel	.314	31	121	17	38	9	0	0	2	47	10	1	14	10	3	.366	.388	.755	0	1	0	2	0	3	0	28	0	12		
Melendres, Nathan	.286	20	63	8	18	4	1	1	6	27	4	0	11	0	1	.319	.429	.747	2	0	0	1	0	9	1	0	10	0	1	
Morla, Ramon	.195	24	87	5	17	3	1	1	3	25	6	0	26	0	0	.255	.287	.543	0	0	1	0	3	0	21	0	0	0	4	
Noriega, Gabriel	.182	7	22	4	4	1	1	0	2	7	2	0	6	0	0	.240	.318	.558	1	1	0	1	0	2	3	3	0	0	0	
Paolini, Daniel	.253	23	75	8	19	10	0	1	10	32	15	0	17	1	0	.385	.427	.811	0	0	1	1	13	0	0	0	4	0	1	
Pina, Manny	.077	4	13	0	1	0	0	0	2	1	2	0	3	0	0	.200	.077	.277	0	0	0	0	0	0	0	0	0	0	3	0
* Rivers, Kevin	.198	28	96	6	19	4	1	2	17	31	12	0	19	0	0	.277	.323	.600	4	0	0	2	0	0	0	0	19	0	1	
* Wiswall, Mickey	.153	21	72	4	11	2	0	2	4	19	5	1	23	0	0	.238	.264	.501	0	0	3	5	19	0	0	0	0	0	0	0
Team Total	.222	32	1043	105	232	53	4	14	97	335	105	3	206	29	8	.302	.321	.623	11	13	18	26								29

PITCHERS	W	L	ERA	G	GS	CG	SHO	SV	SVO	IP	H	R	ER	HR	HB	BB	IBB	SO	BK	WP	GO/AO	DP	WHIP	AVG	AB	TBF	SF	GF	HLD
Arias, Jonathan	0	0	0.00	1	0	0	0	0	0	1.0	0	0	0	0	0	0	0	1	0	0	2.00	0	0.00	.000	3	3	0	1	0
Brady, Patrick	0	0	0.00	1	0	0	0	0	0	1.0	0	0	0	0	0	1	0	0	0	0	1.00	1	1.00	.000	2	3	0	1	0
Colvin, David	0	0	1.76	7	0	0	0	2	2	15.1	12	3	3	1	2	4	0	11	0	1	0.83	1	1.04	.222	54	62	2	4	1
* Gillheeny, James	1	0	1.29	3	3	0	0	0	0	14.0	12	3	2	0	0	3	0	7	0	0	0.43	1	1.07	.231	52	55	0	0	0
Guaipae, Mayckol	1	1	1.50	10	0	0	0	1	2	18.0	14	4	3	0	1	2	0	18	0	0	0.41	0	0.89	.206	68	73	1	7	1
Hernandez, Moises	0	2	6.57	5	1	0	0	0	1	12.1	13	10	9	0	1	2	0	7	0	0	1.07	1	1.22	.255	51	54	0	0	0
* Hobson, Cam	3	1	2.52	6	6	0	0	0	0	35.2	29	10	10	2	3	8	0	12	0	0	0.92	1	1.04	.221	131	144	1	0	0
* Hunter, Kyle	0	1	2.93	7	1	0	0	0	0	15.1	18	5	5	3	0	4	0	11	0	1	1.13	1	1.43	.290	62	67	0	0	1
Kohlscheen, Stephen	1	0	1.08	11	0	0	0	2	3	16.2	14	4	2	3	2	1	0	19	0	0	0.71	0	0.90	.226	62	65	0	9	0
Landazuri, Stephen	3	1	1.96	4	4	0	0	0	0	23.0	12	7	5	2	3	3	0	30	0	2	1.71	3	0.65	.152	79	86	0	0	0
Miller, Trevor	0	4	5.22	6	6	0	0	0	0	29.1	26	19	17	1	2	13	0	22	0	1	0.91	1	1.33	.252	103	126	4	0	0
Ogando, Jochi	0	3	5.54	4	4	0	0	0	0	13.0	18	14	8	0	1	13	0	14	1	4	0.77	2	2.38	.333	54	69	1	0	0
* Olson, Tyler	0	1	13.50	1	1	0	0	0	0	4.0	10	6	6	1	0	2	0	1	0	0	2.00	2	3.00	.556	18	22	1	0	0
Pries, Jordan	1	0	1.50	2	2	0	0	0	0	12.0	3	2	2	2	1	0	0	9	0	0	1.89	0	0.25	.079	38	39	0	0	0
Pryor, Stephen	0	1	14.73	4	0	0	0	0	1	3.2	5	6	6	2	0	3	0	3	0	0	0.75	1	2.18	.333	15	18	0	1	0
Sanchez, Victor	0	0	5.40	2	2	0	0	0	0	10.0	10	6	6	2	1	1	0	8	1	0	1.00	1	1.10	.270	37	40	1	0	0
Shackelford, Stephen	3	1	4.29	12	0	0	0	0	1	21.0	15	11	10	1	1	11	1	17	0	0	1.26	1	1.24	.205	73	87	1	5	1
* Shipers, Jordan	0	2	5.49	10	1	0	0	0	0	19.2	18	16	12	2	0	14	0	9	1	0	0.96	1	1.63	.240	75	92	1	1	1
Vargas, Richard	0	0	3.00	10	0	0	0	1	2	15.0	9	5	5	1	1	9	0	14	0	3	0.55	0	1.20	.167	54	64	0	3	2
Walker, Taijuan	1	0	0.00	1	1	0	0	0	0	5.0	3	0	0	0	0	1	0	10	0	1	1.50	0	0.80	.167	18	19	0	0	0
Team Total	14	18	3.51	32	32	0	3	6	12	285.0	241	131	111	23	19	95	1	223	3	13	1.22	18	1.18	.230	1049	1188	13	32	7

KEY: \* - lefthanded hitter/pitcher, # - switch hitter

Choose a highlighted category to sort. NOTE: Rate stats do not use qualifiers.

		GI --GAMES BY POSITION--																											
BATTERS	AVG	G	AB	R	H	2B	3B	HR	RBI	TB	BB	IBB	SO	SB	CS	OBP	SLG	OPS	SF	SAC	HBP	DP	1B	2B	3B	SS	OF	C	E
* Barbosa, Aaron	.288	18	66	15	19	1	1	0	4	22	13	0	13	5	5	.420	.333	.753	0	0	2	2	0	0	0	0	18	0	0
Baron, Steve	.304	15	56	11	17	4	1	1	6	26	6	0	8	1	1	.391	.464	.855	0	0	2	0	0	0	0	0	15	3	
Caballero, Luis	.250	2	8	1	2	1	0	0	0	3	0	0	5	0	0	.250	.375	.625	0	0	0	0	1	1	0	0	0	0	
Guerrero, Gabriel	.328	31	128	24	42	8	0	5	25	65	8	0	35	3	2	.370	.508	.877	1	1	1	1	0	0	0	29	0	5	
Hebert, Brock	.330	22	88	14	29	5	2	2	14	44	5	0	24	5	1	.375	.500	.875	1	0	2	0	0	4	3	11	5	0	5
Henry, Jabari	.259	16	58	16	15	3	1	6	16	38	11	0	13	0	2	.394	.655	1.050	0	0	2	0	0	0	0	13	0	0	
Kivlehan, Patrick	.299	32	134	24	40	9	2	9	35	80	10	0	31	2	0	.340	.597	.937	3	0	0	8	12	0	13	0	0	0	8
Lara, Jordy	.302	31	116	21	35	7	2	5	22	61	11	0	30	0	0	.364	.526	.890	1	1	1	5	19	0	0	4	0	4	
Lopes, Tim	.184	28	103	14	19	3	4	0	16	30	11	0	20	2	1	.263	.291	.554	0	0	0	2	0	27	0	0	0	2	
Marlette, Tyler	.246	18	65	11	16	1	0	5	9	32	9	0	13	3	0	.338	.492	.830	0	0	0	2	0	0	0	0	18	3	
Peterson, D.J.	.267	25	105	15	28	4	1	2	16	40	6	0	24	2	0	.306	.381	.687	0	0	0	3	2	0	18	0	0	0	9
* Pizzano, Dario	.275	28	109	30	30	10	2	3	16	53	20	0	13	0	0	.385	.486	.871	1	0	0	1	0	0	0	0	22	0	0
Smith, Tyler	.265	24	98	14	26	4	2	0	8	34	11	0	20	2	0	.342	.347	.689	1	0	1	3	0	1	0	23	0	0	6
Witherspoon, Travis	.186	11	43	5	8	1	1	1	6	14	2	0	8	2	0	.239	.326	.565	0	0	1	0	0	0	0	10	0	0	
Team Total	.277	33	1177	215	326	61	19	39	193	542	123	0	257	27	12	.349	.460	.810	8	2	12	27							49

PITCHERS	W	L	ERA	G	GS	CG	SHO	SV	SVO	IP	H	R	ER	HR	HB	BB	IBB	SO	BK	WP	GO/AO	DP	WHIP	AVG	AB	TBF	SF	GF	HLD
Anderson, Matt	3	2	5.23	7	7	0	0	0	0	32.2	32	19	19	3	1	16	0	28	0	0	1.37	2	1.47	.258	124	141	0	0	0
Bordonaro, Mark	0	1	22.09	2	0	0	0	0	0	3.2	8	9	9	2	0	5	0	2	0	0	3.00	0	3.55	.444	18	23	0	0	0
Brazis, Matt	2	0	4.15	10	0	0	0	1	2	17.1	16	9	8	2	1	2	0	18	0	1	0.88	1	1.04	.246	65	69	0	5	0
Chen, Min-Sih	1	1	6.86	10	0	0	0	1	1	19.2	22	16	15	2	0	13	0	14	0	4	1.05	4	1.78	.286	77	90	0	4	1
* DeCecco, Scott	1	2	6.12	7	4	0	0	0	0	25.0	32	19	17	4	1	19	0	21	0	3	1.08	4	2.04	.333	96	123	4	0	0
Garcia, Oliver	0	0	1.59	5	0	0	0	1	1	11.1	7	2	2	0	0	3	0	13	0	0	0.58	1	0.88	.179	39	42	0	1	1
Hauser, Blake	1	1	5.14	9	0	0	0	1	1	14.0	13	12	8	3	2	4	0	14	0	6	1.07	1	1.21	.236	55	62	0	6	0
Kim, Seon Gi	0	1	12.71	6	0	0	0	0	0	11.1	19	16	16	1	1	8	0	7	0	1	2.50	1	2.38	.365	52	63	2	1	0
Kittredge, Andrew	2	0	5.40	10	0	0	0	1	2	18.1	28	13	11	4	0	2	0	18	0	0	0.94	4	1.64	.350	80	83	1	3	0
* Mathis, Will	3	1	1.62	11	0	0	0	2	3	16.2	9	3	3	1	1	9	0	14	0	1	1.40	3	1.08	.161	56	69	2	9	1
Ogando, Jochi	0	1	3.38	2	2	0	0	0	0	8.0	8	5	3	1	0	1	0	13	0	0	1.60	1	1.13	.235	34	35	0	0	0
* Olson, Tyler	2	1	3.13	5	5	0	0	0	0	23.0	21	8	8	0	1	10	0	27	0	2	1.56	0	1.35	.236	89	100	0	0	0
* Pike, Tyler	2	0	3.76	6	6	0	0	0	0	26.1	22	14	11	4	1	20	0	19	0	3	0.76	1	1.59	.220	100	122	0	0	0
Ramirez, Erasmo	0	1	7.50	1	1	0	0	0	0	6.0	8	6	5	2	0	2	0	7	0	0	0.83	1	1.67	.308	26	28	0	0	0
Shankin, Brett	0	0	8.22	5	0	0	0	0	0	7.2	14	12	7	0	5	2	0	4	0	2	1.10	0	2.09	.359	39	46	0	2	1
Unsworth, Dylan	2	2	4.80	6	6	0	0	0	0	30.0	35	18	16	4	3	6	0	19	0	0	1.16	5	1.37	.304	115	130	3	0	0
Walker, Taijuan	0	0	2.08	1	1	0	0	0	0	4.1	4	2	1	0	0	1	0	7	0	0	0.50	0	1.15	.235	17	18	0	0	0
Wood, Grady	0	0	1.98	7	0	0	0	0	1	13.2	14	4	3	0	0	3	0	20	1	2	1.00	1	1.24	.259	54	57	0	2	1
* Zokan, Jake	0	0	6.35	1	1	0	0	0	0	5.2	6	4	4	2	1	0	0	3	0	1	3.33	0	1.06	.273	22	23	0	0	0
Team Total	19	14	4.92	33	33	0	2	7	11	294.2	318	191	161	35	18	126	0	268	1	26	1.45	30	1.51	.275	1158	1324	12	33	5

KEY: \* - lefthanded hitter/pitcher, # - switch hitter

Choose a highlighted category to sort. NOTE: Rate stats do not use qualifiers.

BATTERS	GI --GAMES BY POSITION--																												
	AVG	G	AB	R	H	2B	3B	HR	RBI	TB	BB	IBB	SO	SB	CS	OBP	SLG	OPS	SF	SAC	HBP	DP	1B	2B	3B	SS	OF	C	E
* Barbosa, Aaron	.313	4	16	3	5	0	0	0	0	5	3	0	1	2	0	.421	.313	.734	0	0	0	0	0	0	0	0	4	0	0
Carmichael, Christian	.368	11	38	7	14	2	0	1	3	19	5	0	7	1	0	.455	.500	.955	0	0	1	3	0	0	0	0	0	11	1
DeCarlo, Joseph	.151	26	86	6	13	4	0	1	16	20	14	0	31	0	0	.277	.233	.510	0	1	1	2	2	0	23	0	0	7	
# Fields, Arby	.071	9	28	4	2	0	0	0	0	2	5	0	9	1	1	.212	.071	.284	0	0	0	0	0	0	0	9	0	0	
Kaupila, Lonnie	.207	19	58	4	12	1	0	0	5	13	5	0	7	2	0	.270	.224	.494	0	1	0	0	0	6	3	6	0	3	
# Littlewood, Marcus	.361	19	72	15	26	6	0	2	15	38	10	0	12	1	0	.447	.528	.975	1	0	2	0	0	0	0	0	19	2	
* Miller, Ian	.235	20	68	16	16	1	3	0	4	23	7	0	15	8	0	.307	.338	.645	0	0	0	2	0	0	0	0	17	0	
O'Neill, Tyler	.267	28	105	13	28	4	0	6	18	50	11	0	30	3	0	.345	.476	.821	1	0	2	2	0	0	0	22	0	1	
Peguero, Martin	.265	10	34	3	9	2	0	0	6	11	1	0	7	0	1	.286	.324	.609	0	2	0	2	0	4	1	1	0	0	
Reinheimer, Jack	.264	28	110	22	29	2	2	0	12	35	12	0	18	12	2	.344	.318	.662	1	1	2	2	0	4	0	23	0	5	
Reynolds, Burt	.324	12	37	10	12	3	1	3	7	26	4	0	14	4	1	.419	.703	1.121	0	0	2	1	0	0	0	9	0	1	
Seager, Justin	.231	20	65	5	15	2	0	0	3	17	9	0	8	0	2	.333	.262	.595	0	0	1	1	12	0	4	0	0	3	
Shank, Zach	.300	24	70	18	21	5	1	0	10	28	8	0	15	2	2	.386	.400	.786	2	2	3	1	2	17	2	2	0	1	
Simpson, Corey	.205	12	44	4	9	2	0	0	2	11	3	0	19	0	0	.271	.250	.521	0	0	1	1	0	0	0	9	0	0	
Wilson, Austin	.303	28	99	14	30	7	1	3	24	48	6	0	20	0	0	.375	.485	.860	1	1	6	5	0	0	0	0	25	0	
* Zimmerman, Jeff	.246	20	65	8	16	3	0	2	10	25	8	0	15	1	0	.338	.385	.722	0	0	1	3	17	0	0	0	0	0	
Team Total	.258	30	995	152	257	44	8	18	135	371	111	0	228	37	9	.344	.373	.717	6	8	22	25						27	

PITCHERS	W	L	ERA	G	GS	CG	SHO	SV	SVO	IP	H	R	ER	HR	HB	BB	IBB	SO	BK	WP	GO/AO	DP	WHIP	AVG	AB	TBF	SF	GF	HLD
Bordonaro, Mark	0	1	2.63	7	0	0	0	1	1	13.2	13	4	4	0	2	7	0	12	0	0	1.50	2	1.46	.271	48	59	0	3	0
Brooks, Aaron	1	0	1.42	3	0	0	0	0	0	6.1	11	2	1	0	0	0	0	4	0	0	3.00	0	1.74	.355	31	31	0	1	0
Burns, Tommy	0	2	9.20	7	3	0	0	0	0	14.2	19	17	15	1	2	6	0	15	0	6	0.88	0	1.70	.297	64	72	0	0	0
* Campbell, Eddie	2	1	3.25	6	6	0	0	0	0	27.2	19	11	10	3	0	20	0	27	0	2	0.83	2	1.41	.196	97	119	0	0	0
Cleto, Ramire	0	1	9.00	6	0	0	0	0	0	14.0	21	15	14	2	0	8	0	7	0	1	1.27	2	2.07	.339	62	70	0	2	1
Diaz, Edwin	1	1	3.86	6	6	0	0	0	0	25.2	24	13	11	1	2	17	0	29	0	1	1.05	2	1.60	.247	97	117	1	0	0
Flores, Jose	0	0	2.25	1	1	0	0	0	0	4.0	2	1	1	0	0	3	0	5	0	2	0.20	0	1.25	.182	11	16	1	0	0
* Fry, Paul	1	0	3.38	2	0	0	0	0	0	5.1	4	2	2	0	0	2	0	3	0	0	2.25	0	1.13	.222	18	22	1	1	0
Garcia, Rigoberto	0	1	81.00	1	1	0	0	0	0	0.2	4	6	6	0	1	1	0	0	0	0	1.00	0	7.50	.667	6	8	0	0	0
* Holovach, Blake	2	1	5.85	9	0	0	0	0	1	20.0	28	13	13	2	0	9	0	20	0	0	0.57	2	1.85	.337	83	93	1	2	0
Huijer, Lars	1	1	3.70	7	3	0	0	0	1	24.1	19	10	10	1	9	11	0	22	0	0	1.81	5	1.23	.232	82	106	2	0	0
Misell, Carlos	4	2	4.13	6	6	0	0	0	0	28.1	31	14	13	1	1	12	0	26	0	2	1.08	2	1.52	.284	109	124	1	0	0
* Munoz, Leoncio	0	0	9.00	8	0	0	0	0	1	15.0	19	17	15	0	1	7	0	10	0	1	0.71	1	1.73	.302	63	73	1	2	0
Pagan, Emilio	0	0	0.69	8	0	0	0	5	5	13.0	13	2	1	0	1	1	0	14	0	0	1.08	0	1.08	.250	52	55	0	8	0
Pineda, Rafael	2	2	2.84	10	0	0	0	2	3	19.0	24	10	6	1	1	5	1	8	0	1	2.20	2	1.53	.308	78	86	1	9	0
Vieira, Thyago	0	1	8.31	3	0	0	0	0	0	4.1	5	4	4	0	1	4	0	5	0	0	0.75	0	2.08	.313	16	22	1	2	0
* Zokan, Jake	1	1	2.21	4	4	0	0	0	0	20.1	24	6	5	1	1	4	0	17	0	2	1.41	1	1.38	.293	82	87	0	0	0
Team Total	15	15	4.60	30	30	0	1	8	12	256.1	280	147	131	13	22	117	1	224	0	18	1.53	21	1.55	.280	999	1160	10	30	1

KEY: \* - lefthanded hitter/pitcher, # - switch hitter