




## 2014 ADDITIONAL BIOS

- CHAVEZ, Endy (#9)
- DENORFIA, Chris (#28)
- DONNELLY, Rich (#26)
- ELIAS, Roenis (#29)
- JACKSON, Austin (#16)
- LEONE, Dominic (#52)
- MORALES, Kendrys (#21)
- TAYLOR, Chris (#1)
- YOUNG, Chris (#53)





## ENDY CHAVEZ (9)

**POSITION:** Outfielder

**AGE:** 36      **BORN:** 2-7-78 in Valencia, VZ

**BATS:** Left      **THROWS:** Left      **HEIGHT:** 5-11      **WEIGHT:** 170

**ML SERVICE:** 10 years, 12 days

**CONTRACT STATUS:** Signed through 2014

**ACQUIRED:** Signed as a minor league free agent on Jan. 23, 2014

### 2013:

- Hit .295 (43x146) at Safeco Field to lead all Mariners in home batting average (min. 100 PA).
- Posted pair of 8-game hitting streaks (April 21-28 and June 9-18); one of four Mariners to record multiple 8+ game streaks (Seager, Morales, Saunders).
- Recorded a hit in 45 of 59 games started...hit .263 (64x243) in a starting roll.
- Posted 17 hits against left-handed pitching (.254/17x67), his most since 2006 (26 w/ NYM).
- Hit second career pinch-hit home run May 20 at Cleveland (last: 5/28/08 vs. FLA w/NYM).
- Appeared in 97 games, his most since 2008 with New York (NL)...also saw his most at-bats (266) since 2008.
- Signed by Seattle as a minor league free agent late during spring training after being released by Kansas City...selected from AAA Tacoma April 11.

**PERSONAL:** Endy de Jesus Chavez...graduated from Liceo Batalla Carabobo High School in Valencia, VZ...he and his brother, Ender, have been teammates with the Navegantes de Magallanes of the Venezuelan Winter League...originally signed by the Mets as a non-drafted free agent on April 29, 1996.

**1996:** Made his debut with the Mets entry in the Dominican Summer League.

**1997:** Named team MVP for the GCL Mets...also appeared in 19 games for Kingsport (A).

**1998:** Spent the entire season with Kingsport in the Appalachian League.

**1999:** Split the season between Columbia (A) and St. Lucie (A)...played for Magallanes of the Venezuelan Winter League...voted the league's top rookie.

**2000:** Finished 5th in the Florida State League in steals and 8th in hitting...selected by Kansas City in the Rule 5 Draft on Dec. 11, 2000.

**2001:** Made his Major League debut with the Royals...recalled from AA Wichita of the Texas League on May 29 and made his ML debut that night at Texas...helped lead Magallanes to the Venezuelan Winter League title and a berth in the Caribbean World Series.

**2002:** Had an adventurous off-season, being claimed off waivers three times by the Tigers (12/20/01), Mets (2/2/02) and Expos (2/22/02)...split the season between Ottawa (AAA) and Montreal...won the International League's batting title (.343)...named to both the midseason and postseason IL All-Star teams...also picked to the Topps Triple-A All-Star team...hit for the cycle, May 5 at Columbus...named the National League's Rookie of the Month in September, hitting .337 for the month with 5 doubles, 5 triples, 16 runs scored and 9 RBI...16-game hitting streak, Sept. 10-27 (.392, 29x74)...hit first Major League home run, Sept. 21 at the Mets (off Pedro Astacio).

**2003:** Spent his first full season in the Majors with the Expos...appeared in a career-high 141 games...hit first leadoff home run of his career, April 20 vs. Cincinnati (off Danny Graves).

**2004:** Began the year with Edmonton of the Pacific Coast League...recalled to Montreal April 22 and spent the remainder of the season with the Expos...made 122 starts in center field while establishing career highs in hits and triples.

**2005:** Began the year with AAA New Orleans of the Pacific Coast League...recalled by Washington on May 3...acquired by the Phillies in exchange for OF Marlon Byrd on May 14...joined Philadelphia on May 15 vs. Cincinnati.

### CHAVEZ's CAREER HIGHS

#### MOST HITS:

4 — 10 times; last 9/6/12 at OAK (with BAL)

**MOST HOME RUNS:** 1 — 28 times;

last 5/30/13 at SD

**MOST RBI:** 4 — 2 times;

last 7/4/11 vs. BAL (with TEX)

**MOST STOLEN BASES:**

2 — 8 times; last 9/15/11 vs. CLE (with TEX)

**LONGEST HITTING STREAK:**

16 — 9/10-9/27/02 (with MON)

**CAREER GRAND SLAMS:** None

## CHAVEZ (continued)

- 2006:** Posted a career-high .306 (108x353) batting average in 133 games with the Mets... collected 3 outfield assists (in left field) June 4 vs. San Francisco; became the first Met to have 3 OF assists in a game since Joel Youngblood (in RF) on May 23, 1981 at St. Louis.
- 2007:** Limited to 71 G due to strained left hamstring...on the disabled list June 7-Aug. 28.
- 2008:** T2nd on the team and T21st in the NL with 7 outfield assists...hit his first pinch-hit home run, May 28 vs. Florida...committed his first error since May 20, 2005 with Philadelphia at Baltimore on May 21 at Atlanta...had gone 253 consecutive games without an error and had 394 total chances before committing the error.
- 2009:** Was in the lineup for 44 of Seattle's first 67 games through June 19 before season-ending knee injury...hit safely in his first 10 games of the season at .415 (17x41) through April 16, setting club record for longest hitting streak to open a Mariner career; it was the 2nd-longest streak ever by a Seattle player to begin any season (Joey Cora, 16 in 1998)... tied the team mark for most hits (17) in his first 10 games as a Mariner...placed on the 60-day DL on June 20 and had surgery in early July performed by Mariners team physician Dr. Ed Khalfayan...played for Venezuela in 2009 World Baseball Classic.
- 2010:** Signed to a minor league contract by Texas just before the start of spring training...went to Major League camp and continued rehab there before remaining in Arizona during extended spring program.
- 2011:** Returned to full strength after July 2009 right ACL surgery...began the season on AAA Round Rock's Opening Day roster before getting called up by the Rangers in mid-May, spending the remainder of the season with Texas.
- 2012:** Made Opening Day roster after signing as a free agent in the off-season...had two DL stints; May 9-28 (left oblique strain) and June 13-July 13 (left hamstring strain)... designated for assignment on Aug. 4 before clearing waivers and being outrighted to AAA Norfolk...had his contract selected from the Tides, Sept. 11.
- POSTSEASON EXPERIENCE:** Made one of the greatest postseason catches in Major League history when he robbed Scott Rolen of a 2-run home run in the sixth inning in Game Seven of the 2006 NLCS.
- WORLD BASEBALL CLASSIC:** Appeared with Venezuela in the 2006 and 2009 World Baseball Classics.

## CHAVEZ'S PLAYING RECORD

| YEAR | CLUB          | AVG  | G   | AB  | R  | H   | TB  | 2B | 3B | HR | RBI | SH | SF | HB | BB | SO | SB | CS | SLG  | OBP  |
|------|---------------|------|-----|-----|----|-----|-----|----|----|----|-----|----|----|----|----|----|----|----|------|------|
| 1996 | DSL Mets      | .354 | 48  | 164 | 42 | 58  | 92  | 11 | 1  | 7  | 29  | 2  | 1  | 1  | 22 | 16 | 3  | 4  | .561 | .431 |
| 1997 | GCL Mets      | .277 | 33  | 119 | 26 | 33  | 45  | 6  | 3  | 0  | 15  | 0  | 1  | 0  | 20 | 10 | 1  | 2  | .378 | .379 |
| 1997 | Kingsport     | .301 | 19  | 73  | 16 | 22  | 26  | 4  | 0  | 0  | 4   | 2  | 0  | 0  | 13 | 10 | 5  | 2  | .356 | .407 |
| 1998 | Kingsport     | .289 | 33  | 114 | 26 | 33  | 49  | 8  | 4  | 0  | 16  | 3  | 3  | 0  | 17 | 17 | 10 | 5  | .430 | .373 |
| 1999 | Capital City  | .253 | 73  | 253 | 40 | 64  | 74  | 8  | 1  | 0  | 15  | 2  | 1  | 0  | 34 | 36 | 20 | 12 | .292 | .340 |
|      | St. Lucie     | .311 | 45  | 183 | 33 | 57  | 77  | 8  | 3  | 2  | 18  | 2  | 1  | 0  | 22 | 22 | 9  | 3  | .421 | .383 |
| 2000 | St. Lucie     | .298 | 111 | 433 | 84 | 129 | 156 | 20 | 2  | 1  | 43  | 7  | 3  | 0  | 47 | 48 | 38 | 16 | .360 | .364 |
| 2001 | Wichita       | .298 | 43  | 168 | 27 | 50  | 61  | 6  | 1  | 1  | 13  | 3  | 3  | 0  | 16 | 13 | 11 | 6  | .363 | .353 |
|      | KANSAS CITY   | .208 | 29  | 77  | 4  | 16  | 18  | 2  | 0  | 0  | 5   | 0  | 0  | 0  | 3  | 8  | 0  | 2  | .234 | .238 |
|      | Omaha         | .337 | 23  | 104 | 18 | 35  | 41  | 6  | 0  | 0  | 4   | 3  | 1  | 0  | 0  | 13 | 4  | 3  | .394 | .333 |
| 2002 | Ottawa        | .343 | 103 | 405 | 67 | 139 | 189 | 28 | 5  | 4  | 41  | 10 | 1  | 0  | 33 | 37 | 21 | 13 | .467 | .392 |
|      | MONTREAL      | .296 | 36  | 125 | 20 | 37  | 58  | 8  | 5  | 1  | 9   | 7  | 1  | 0  | 5  | 16 | 3  | 5  | .464 | .321 |
| 2003 | MONTREAL      | .251 | 141 | 483 | 66 | 121 | 171 | 25 | 5  | 5  | 47  | 9  | 3  | 0  | 31 | 59 | 18 | 7  | .354 | .294 |
| 2004 | Edmonton      | .344 | 14  | 61  | 9  | 21  | 28  | 3  | 2  | 0  | 7   | 0  | 1  | 0  | 7  | 7  | 5  | 2  | .459 | .406 |
|      | MONTREAL      | .277 | 132 | 502 | 65 | 139 | 186 | 20 | 6  | 5  | 34  | 12 | 2  | 1  | 30 | 40 | 32 | 7  | .371 | .318 |
| 2005 | New Orleans   | .253 | 23  | 87  | 11 | 22  | 29  | 4  | 0  | 1  | 4   | 4  | 0  | 0  | 10 | 7  | 6  | 1  | .333 | .330 |
|      | WASHINGTON    | .222 | 7   | 9   | 2  | 2   | 3   | 1  | 0  | 0  | 1   | 0  | 0  | 0  | 3  | 1  | 0  | 1  | .333 | .417 |
|      | PHILADELPHIA  | .215 | 91  | 107 | 17 | 23  | 32  | 3  | 3  | 0  | 10  | 7  | 0  | 0  | 4  | 13 | 2  | 1  | .299 | .243 |
| 2006 | NEW YORK (NL) | .306 | 133 | 353 | 48 | 108 | 152 | 22 | 5  | 4  | 42  | 11 | 2  | 0  | 24 | 44 | 12 | 3  | .431 | .348 |
| 2007 | NEW YORK (NL) | .287 | 71  | 150 | 20 | 43  | 57  | 7  | 2  | 1  | 17  | 5  | 1  | 0  | 9  | 16 | 5  | 2  | .380 | .325 |
|      | GCL Mets #    | .625 | 2   | 8   | 2  | 5   | 5   | 0  | 0  | 0  | 4   | 0  | 1  | 0  | 1  | 2  | 0  | 0  | .625 | .600 |
|      | St. Lucie #   | .500 | 4   | 16  | 3  | 8   | 9   | 1  | 0  | 0  | 2   | 0  | 0  | 0  | 0  | 0  | 0  | 1  | .563 | .500 |
|      | Binghamton #  | .000 | 1   | 3   | 0  | 0   | 0   | 0  | 0  | 0  | 0   | 0  | 0  | 0  | 2  | 0  | 0  | 0  | .000 | .400 |
| 2008 | NEW YORK (NL) | .267 | 133 | 270 | 30 | 72  | 89  | 10 | 2  | 1  | 12  | 9  | 2  | 0  | 17 | 22 | 9  | 1  | .330 | .308 |
| 2009 | SEATTLE       | .273 | 54  | 161 | 17 | 44  | 55  | 3  | 1  | 2  | 13  | 5  | 2  | 0  | 14 | 22 | 6  | 1  | .342 | .328 |
| 2010 | AZL Rangers   | .545 | 3   | 11  | 3  | 6   | 6   | 0  | 0  | 0  | 1   | 0  | 0  | 0  | 2  | 0  | 3  | 0  | .545 | .615 |
|      | Frisco        | .333 | 4   | 15  | 3  | 5   | 5   | 0  | 0  | 0  | 1   | 1  | 0  | 0  | 2  | 3  | 2  | 0  | .333 | .412 |
|      | Oklahoma City | .200 | 1   | 5   | 2  | 1   | 2   | 1  | 0  | 0  | 0   | 0  | 0  | 0  | 0  | 0  | 0  | 0  | .400 | .200 |
| 2011 | Round Rock    | .305 | 30  | 128 | 16 | 39  | 57  | 8  | 2  | 2  | 17  | 3  | 1  | 0  | 10 | 6  | 6  | 0  | .445 | .353 |
|      | TEXAS         | .301 | 83  | 256 | 37 | 77  | 109 | 11 | 3  | 5  | 27  | 5  | 3  | 0  | 10 | 30 | 10 | 5  | .426 | .323 |

## CHAVEZ (continued)

## Endy Chavez Career Stats Continued

|                 |               |      |      |      |     |     |      |     |    |    |     |    |    |   |     |     |     |    |      |      |
|-----------------|---------------|------|------|------|-----|-----|------|-----|----|----|-----|----|----|---|-----|-----|-----|----|------|------|
| 2012            | BALTIMORE     | .203 | 64   | 158  | 15  | 32  | 44   | 6   | 0  | 2  | 12  | 4  | 0  | 1 | 6   | 24  | 3   | 2  | .278 | .236 |
|                 | Bowie #       | .200 | 3    | 10   | 3   | 2   | 2    | 0   | 0  | 0  | 0   | 0  | 0  | 0 | 2   | 0   | 0   | 0  | .200 | .333 |
|                 | GCL Orioles # | .000 | 1    | 4    | 0   | 0   | 0    | 0   | 0  | 0  | 0   | 0  | 0  | 0 | 2   | 0   | 0   | 0  | .000 | .000 |
|                 | Delmarva #    | .111 | 3    | 9    | 2   | 1   | 1    | 0   | 0  | 0  | 1   | 0  | 0  | 0 | 2   | 1   | 0   | 0  | .111 | .273 |
|                 | Norfolk #     | .149 | 15   | 47   | 2   | 7   | 10   | 3   | 0  | 0  | 4   | 1  | 2  | 1 | 2   | 6   | 0   | 0  | .213 | .192 |
| 2013            | Tacoma        | .429 | 6    | 28   | 8   | 12  | 13   | 1   | 0  | 0  | 1   | 0  | 0  | 0 | 3   | 3   | 0   | 2  | .464 | .484 |
|                 | SEATTLE       | .267 | 97   | 266  | 22  | 71  | 87   | 10  | 0  | 2  | 14  | 3  | 1  | 0 | 9   | 31  | 1   | 3  | .327 | .290 |
| Minor Lg Totals |               | .306 | 641  | 2448 | 443 | 749 | 977  | 126 | 24 | 18 | 240 | 43 | 20 | 2 | 267 | 259 | 144 | 72 | .399 | .372 |
| Mariners Totals |               | .269 | 151  | 427  | 39  | 115 | 142  | 13  | 1  | 4  | 27  | 8  | 3  | 0 | 23  | 53  | 10  | 4  | .333 | .305 |
| AL Totals       |               | .261 | 327  | 918  | 95  | 240 | 313  | 32  | 4  | 11 | 71  | 17 | 6  | 1 | 42  | 115 | 23  | 13 | .341 | .293 |
| NL Totals       |               | .273 | 744  | 1999 | 268 | 545 | 748  | 96  | 28 | 17 | 172 | 60 | 11 | 1 | 123 | 211 | 78  | 27 | .374 | .313 |
| ML Totals       |               | .269 | 1071 | 2917 | 363 | 785 | 1061 | 128 | 32 | 28 | 243 | 77 | 17 | 2 | 165 | 326 | 101 | 40 | .364 | .307 |

## DIVISION SERIES

| YEAR | CLUB        | AVG  | G | AB | R | H | TB | 2B | 3B | HR | RBI | SH | SF | HB | BB | SO | SB | CS | SLG  | OBP  |
|------|-------------|------|---|----|---|---|----|----|----|----|-----|----|----|----|----|----|----|----|------|------|
| 2006 | NYM vs. LAD | .375 | 3 | 8  | 1 | 3 | 3  | 0  | 0  | 0  | 0   | 0  | 0  | 0  | 0  | 0  | 0  | 0  | .375 | .375 |

## LEAGUE CHAMPIOSHIP SERIES

| YEAR       | CLUB        | AVG  | G | AB | R | H | TB | 2B | 3B | HR | RBI | SH | SF | HB | BB | SO | SB | CS | SLG  | OBP  |
|------------|-------------|------|---|----|---|---|----|----|----|----|-----|----|----|----|----|----|----|----|------|------|
| 2006       | NYM vs. STL | .185 | 7 | 27 | 1 | 5 | 7  | 2  | 0  | 0  | 0   | 0  | 0  | 0  | 0  | 1  | 0  | 0  | .259 | .185 |
| 2011       | TEX vs. DET | .000 | 2 | 4  | 0 | 0 | 0  | 0  | 0  | 0  | 0   | 0  | 0  | 0  | 0  | 0  | 0  | 0  | .000 | .000 |
| LCS Totals |             | .161 | 9 | 31 | 1 | 5 | 7  | 2  | 0  | 0  | 0   | 0  | 0  | 0  | 0  | 1  | 0  | 0  | .226 | .161 |

## WORLD SERIES


| YEAR | CLUB        | AVG  | G | AB | R | H | TB | 2B | 3B | HR | RBI | SH | SF | HB | BB | SO | SB | CS | SLG  | OBP  |
|------|-------------|------|---|----|---|---|----|----|----|----|-----|----|----|----|----|----|----|----|------|------|
| 2011 | TEX vs. STL | .000 | 3 | 1  | 0 | 0 | 0  | 0  | 0  | 0  | 0   | 0  | 0  | 0  | 0  | 0  | 0  | 0  | .000 | .000 |

## WORLD BASEBALL CLASSIC

| YEAR       | CLUB      | AVG  | G  | AB | R | H  | TB | 2B | 3B | HR | RBI | SH | SF | HB | BB | SO | SB | CS | SLG  | OBP  |
|------------|-----------|------|----|----|---|----|----|----|----|----|-----|----|----|----|----|----|----|----|------|------|
| 2006       | Venezuela | .167 | 5  | 12 | 2 | 2  | 8  | 0  | 0  | 2  | 4   | 0  | 0  | 0  | 1  | 1  | 0  | 0  | .667 | .231 |
| 2009       | Venezuela | .348 | 7  | 23 | 3 | 8  | 14 | 2  | 2  | 0  | 2   | 0  | 1  | 0  | 0  | 4  | 0  | 0  | .609 | .333 |
| WBC Totals |           | .286 | 12 | 35 | 5 | 10 | 22 | 2  | 2  | 2  | 6   | 0  | 1  | 0  | 1  | 5  | 0  | 0  | .629 | .297 |

## CHAVEZ's CAREER TRANSACTIONS

- Signed by the New York Mets as a non-drafted free agent, April 29, 1996...Signed by Mets scout Carlos Pascual.
- Selected by Kansas City in the Major League phase of the Rule 5 draft, Dec. 11, 2000.
- Claimed by Detroit off waivers from Kansas City, Dec. 20, 2001.
- Claimed by the New York Mets off waivers from Detroit, Feb. 1, 2002.
- Claimed by Montreal off waivers from the New York Mets, Feb. 22, 2002.
- Acquired by Philadelphia in exchange for Marlon Byrd (of), May 14, 2005.
- Signed by the New York Mets as a free agent, Dec. 22, 2005.
- On disabled list June 7-Aug. 28, 2007 with a strained left hamstring...included rehab assignments at GCL Mets, St. Lucie and Binghamton.
- Acquired by Seattle from New York (NL), along with Mike Carp (inf), Aaron Heilman (rhp), Jason Vargas (lhp), Ezequiel Carrera (of) and Maikel Cleto (rhp), in exchange for J.J. Putz (rhp), Sean Green (rhp) and Jeremy Reed (of), Dec. 10, 2008.
- On 60-day disabled list June 20, 2009-end of the season with a torn ACL in his right knee.
- Signed by Texas as a minor league free agent, March 7, 2010.
- Signed by Baltimore as a free agent, Dec. 20, 2011.
- On 15-day disabled list May 10-29, 2012 with a strained left oblique...included rehab assignment with A Bowie.
- On 15-day disabled list June 14-July 13, 2012 with a strained right hamstring...included rehab assignment with GCL Orioles.
- Signed by Kansas City as a minor league free agent, Dec. 31, 2012.
- Signed by Seattle as a minor league free agent, March 24, 2013.
- Re-Signed by Seattle as a minor league free agent, Jan. 24, 2014.



## CHRIS DENORFIA (28)

**POSITION:** Outfielder

**AGE:** 34      **BORN:** 7-15-80 in Bristol, CT

**BATS:** Right      **THROWS:** Right      **HEIGHT:** 6-0      **WEIGHT:** 194

**ML SERVICE:** 6 years, 41 days (entering 2014)

**CONTRACT STATUS:** Signed through 2014

**ACQUIRED:** In trade with San Diego in exchange for Abraham Almonte (of) and Stephen Kohlscheen (rhp) on July 31, 2014.

### 2013:

- Played in a career-high 144 games, also setting career-highs in several offensive categories including hits (132), doubles (21), home runs (10), RBI (47), runs scored (67) and walks (42)...also made a career-high 105 starts (51 in RF, 36 in CF and 18 in LF).
- Led the Padres with 132 hits and 67 runs scored, while finishing 3rd with a .279 (132x473) average (min 100 AB).
- Batting first in the order, hit .305 (57x187) in 43 games, the 2nd-best mark in the leadoff spot among qualifying National Leaguers (min. 150 PA) and 4th-best in MLB.
- Went 11-for-11 in stolen base attempts, one of four players in 2013 to have 10-or-more attempts without a caught stealing (also, Alcides Escobar-KC with 22, Josh Rutledge-COL with 12 and Christian Yelich-MIA with 10).
- Recorded a career-high 13 outfield assists, tied with Jay Bruce (CIN) and Bryce Harper (WAS) for 3rd-most among NL outfielders and 5th-most among all outfielders...most by a Padre since Mark Kotsay also recorded 13 in 2003.
- Hit .284 (54x190) with 9 of his 10 home runs against left-handers.
- With RISP, hit .293 (34x116) and .321 (18x56) with RISP and two outs.
- On July 29 vs. Cincinnati, had a pinch-hit, walk-off, 2-run home run against Reds' closer Aroldis Chapman to give the Padres a 2-1 win, his first career walk-off homer and third career pinch-hit homer...was his third career walk-off hit.
- Had a career-long streak of recording multiple-hits in 4-straight games August 14-17.
- Hit .300-or-better in 4 of the 6 calendar months: .305 (25x82) in April, .310 (27x87) in May, .309 (25x81) in August and .305 (25x82) in 24 games during the month of September.
- Played for Team Italy in the World Baseball Classic during the Spring.
- Named as the Padres' 2013 Wilson Defensive Player of the Year.

**PERSONAL:** Christopher Anthony Denorfia...resides in Sarasota, Fla., with his wife Lauren...graduated from Choate Rosemary Hall High School (CT)...attended Wheaton College (MA), where he was an NCAA Division III All-American selection in 2002 after hitting .467...majored in international relations and Hispanic studies...originally signed by Reds scout John Brickley.

**2002:** Made his professional debut with the Rookie-level GCL Reds...also appeared with A Dayton and AA Chattanooga...ranked among GCL leaders in on-base percentage (2nd, .425), batting average (3rd, .340), walks (4th 31), hits (T4th, 68) and runs scored (T4th, 38).

**2003:** Spent the season at A Potomac and hit .236 with 4 home runs and 39 RBI in 128 games...all defensive appearances came in center field, where he had 15 assists.

**2004:** Split his time between Potomac and Chattanooga...combined to hit .284 with 17 home runs, 78 RBI and 15 stolen bases...selected to play in the Carolina League vs. California League All-Star Game.

**2005:** Spent the majority of the season between Chattanooga and AAA Louisville...received the Sheldon Bender Award as Cincinnati's Minor League Player of the Year...made his Major League debut Sept. 7, striking out as a pinch-hitter...first career hit came in his second plate appearance, a solo homer Sept. 9 off Pittsburgh's Oliver Perez.

## DENORFIA'S CAREER HIGHS

### MOST HITS:

4 — 6 times; last 9/10/12 vs. STL (with SD)

**MOST HOME RUNS:** 2 — 7/18/10 vs. ARI (with SD)

### MOST RBI:

3 — 2 times; last 7/25/10 at PIT (with SD)

### MOST STOLEN BASES:

2 — 4 times; last 4/12/14 vs. DET (with SD)

### LONGEST HITTING STREAK:

12 — 6/6-25/12 (with SD)

**CAREER GRAND SLAMS:** None

## DENORFIA (continued)

- 2006:** Split his season between AAA Louisville and Cincinnati, making 4 stints with the Reds...made 25 Major League starts (14 in RF, 10 in CF, 1 in LF)...spent the majority of the season with Louisville, hitting .349 in 83 games...fell 29 plate appearances shy of qualifying for the International League batting title...selected to play in the Triple-A All-Star Game...rated by *Baseball America* as the best defensive outfielder and batter with the best strike zone judgment in the International League.
- 2007:** Acquired by Oakland in exchange for two players to be named later and cash considerations on April 27...spent the entire year on the disabled list...underwent “Tommy John” surgery on his right elbow on April 3...tore the ulnar collateral ligament in his right elbow during a Spring Training game with the Reds on March 23...placed on the Reds disabled list on March 24 and transferred to the 60-day DL on April 13.
- 2008:** Split his time between Oakland and AAA Sacramento, also spending time on the disabled list...made the A’s Opening Day roster and appeared in 25 games before being placed on the DL on May 11 with lower back tightness...hit .486 (17x35) with 4 home runs, 6 RBI and 12 runs scored in 8 PCL playoff games and was named Co-PCL Postseason MVP along with teammate Carlos Gonzalez.
- 2009:** Spent the entire season at Sacramento with the exception of a 4-game stint with Oakland in June...played for Italy in the World Baseball Classic...batted a team-leading .400 (4x10) with 3 doubles, 2 RBI, two walks and 2 runs scored in 3 WBC games...placed on the disabled list on May 4 with a strained right hamstring...reinstated on May 20 and reached base safely via hit or walk in each of his first 18 games following his return.
- 2010:** Began the season with AAA Portland...had his contract selected by the Padres on May 17 and spent the rest of the season in the Majors, making 72 starts in the outfield...made 44 starts in center field, 15 in left field and 13 in right field...Padres went 42-30 (.583) in his 72 starts...hit .282 (49x174) with a .347 on-base percentage and .489 slugging percentage in 58 games after the All-Star break...connected for his first career inside-the-park home run Aug. 5 at Los Angeles (NL)...hit .306 (37x121) for Portland, including a .367 clip (11x30) vs. left-handers and a .373 average (22x59) at home.
- 2011:** Set career highs in games played, hits, and stolen bases in his second year with the Padres...tied a career high by making 72 starts, including 52 in right field, 11 in left field and nine in center field...missed time while on the disabled list from August 6 - September 5 with a strained left hamstring...made rehab appearances with Single-A Lake Elsinore and Triple-A Tucson...hit .328 (39x119) against left-handed pitching, ranking ninth in the NL among qualifying batters...connected for the first two leadoff home runs of his career, May 11 at MIL and June 14 at COL...stole home on July 25 at PHI, the first steal of home by a Padre since Mark Sweeney on July 6, 2005 at HOU...the first “straight steal” of home for San Diego since Eric Owens on May 21, 1999 vs. CIN...went 8x22 as a pinch-hitter, tying for third among all qualifying pinch-hitters with a .364 average.
- 2012:** His .293 (102x348) average was 2nd-best among all Padres...hit .337 (60x178) against left-handed pitching, the 12th-best qualifying average against left-handers among all National Leaguers (minimum 125 PA)...in 65 games at Petco Park hit .287 (49x171) while hitting .299 (53x177) in 65 road games...in the pinch, hit .276 (8x29) with five RBI...is a career .289 (24x83) pinch-hitter...with the bases loaded, was 2x6 (.333) in 2012...is a career .458 (11x24) hitter with the bases loaded...had a career-best 12-game hitting streak from June 6-25, hitting .370 (17x46) over that streak...tied for the longest by a Padre in 2012 (also, Chase Headley, June 26 - July 7)...also had an 11-game hitting streak from August 24 - September 10, hitting .415 (17x41) over that span, the second-longest hit streak of his career...hit three leadoff home runs in 2012 on July 7 vs. CIN, August 12 at PIT and September 4 at LAD...five career total leadoff homers (also, May 11, 2011 at MIL and June 14, 2011 at COL)...on April 11 vs. ARI, hit a game-winning two-run homer in the eighth to give the Padres a 2-1 victory...made a career-high 77 starts, including 60 in RF, 13 in LF and four in CF...started 45 games batting leadoff, hitting .303 (57x188) when in the No. 1 spot of the lineup...agreed to terms on a two-year contract extension through 2014 on September 5.
- POSTSEASON EXPERIENCE:** None.
- WORLD BASEBALL CLASSIC:** Played for Italy in the 2009 and 2013 World Baseball Classics...combined to bat .387 (12x31) with 7 runs in 8 WBC games.

## DENORFIA (continued)

## DENORFIA's PLAYING RECORD

| YEAR | CLUB            | AVG  | G   | AB   | R   | H   | TB   | 2B  | 3B | HR | RBI | SH | SF | HB | BB  | SO  | SB  | CS | SLG   | OBP  |
|------|-----------------|------|-----|------|-----|-----|------|-----|----|----|-----|----|----|----|-----|-----|-----|----|-------|------|
| 2002 | GCL Reds        | .340 | 57  | 200  | 38  | 68  | 81   | 9   | 2  | 0  | 19  | 0  | 2  | 0  | 31  | 23  | 18  | 8  | .405  | .425 |
|      | Chattanooga     | .429 | 3   | 7    | 0   | 3   | 7    | 2   | 1  | 0  | 0   | 0  | 0  | 0  | 2   | 1   | 0   | 0  | 1.000 | .556 |
|      | Dayton          | .000 | 3   | 10   | 2   | 0   | 0    | 0   | 0  | 0  | 0   | 0  | 0  | 0  | 0   | 3   | 0   | 0  | .000  | .000 |
| 2003 | Potomac         | .236 | 128 | 470  | 60  | 111 | 143  | 10  | 5  | 4  | 39  | 11 | 3  | 3  | 54  | 106 | 20  | 7  | .304  | .317 |
| 2004 | Potomac         | .312 | 75  | 269  | 52  | 84  | 143  | 18  | 4  | 11 | 51  | 1  | 2  | 1  | 48  | 66  | 10  | 6  | .532  | .416 |
|      | Chattanooga     | .249 | 61  | 221  | 30  | 55  | 87   | 10  | 2  | 6  | 27  | 3  | 1  | 1  | 30  | 42  | 5   | 2  | .394  | .340 |
| 2005 | Chattanooga     | .330 | 46  | 188  | 40  | 62  | 106  | 17  | 3  | 7  | 26  | 2  | 0  | 2  | 17  | 38  | 4   | 3  | .564  | .391 |
|      | Louisville      | .310 | 91  | 323  | 50  | 100 | 163  | 12  | 6  | 13 | 61  | 3  | 3  | 4  | 41  | 54  | 8   | 3  | .505  | .391 |
|      | CINCINNATI      | .263 | 18  | 38   | 8   | 10  | 16   | 3   | 0  | 1  | 2   | 0  | 0  | 0  | 6   | 9   | 1   | 0  | .421  | .364 |
| 2006 | Louisville      | .349 | 83  | 312  | 46  | 109 | 151  | 19  | 1  | 7  | 45  | 1  | 5  | 1  | 34  | 41  | 15  | 1  | .484  | .409 |
|      | CINCINNATI      | .283 | 49  | 106  | 14  | 30  | 39   | 6   | 0  | 1  | 7   | 2  | 0  | 1  | 11  | 21  | 1   | 1  | .368  | .356 |
| 2007 | CINCINNATI      |      |     |      |     |     |      |     |    |    |     |    |    |    |     |     |     |    |       |      |
| 2008 | Stockton#       | .333 | 2   | 9    | 1   | 3   | 3    | 0   | 0  | 0  | 0   | 0  | 0  | 0  | 0   | 1   | 0   | 1  | .333  | .333 |
|      | Sacramento #    | .302 | 45  | 189  | 34  | 57  | 78   | 13  | 1  | 2  | 20  | 2  | 1  | 0  | 12  | 31  | 5   | 4  | .413  | .342 |
|      | OAKLAND         | .290 | 29  | 62   | 10  | 18  | 24   | 3   | 0  | 1  | 9   | 2  | 0  | 1  | 6   | 16  | 2   | 0  | .387  | .362 |
| 2009 | OAKLAND         | .000 | 4   | 2    | 1   | 0   | 0    | 0   | 0  | 0  | 1   | 0  | 0  | 0  | 0   | 0   | 0   | 0  | .000  | .000 |
|      | Sacramento      | .271 | 107 | 432  | 62  | 117 | 172  | 18  | 5  | 9  | 49  | 4  | 6  | 1  | 31  | 52  | 15  | 6  | .398  | .317 |
| 2010 | Portland        | .306 | 34  | 121  | 17  | 37  | 61   | 10  | 4  | 2  | 12  | 1  | 0  | 0  | 12  | 18  | 7   | 1  | .504  | .368 |
|      | SAN DIEGO       | .271 | 99  | 284  | 41  | 77  | 123  | 15  | 2  | 9  | 36  | 1  | 3  | 2  | 27  | 51  | 8   | 4  | .433  | .335 |
| 2011 | SAN DIEGO       | .277 | 111 | 307  | 38  | 85  | 117  | 13  | 2  | 5  | 19  | 2  | 2  | 1  | 28  | 49  | 11  | 6  | .381  | .337 |
|      | Lake Elsinore # | .667 | 2   | 6    | 1   | 4   | 5    | 1   | 0  | 0  | 2   | 0  | 0  | 0  | 0   | 1   | 0   | 0  | .833  | .667 |
|      | Tucson #        | .118 | 7   | 17   | 0   | 2   | 3    | 1   | 0  | 0  | 0   | 0  | 0  | 0  | 3   | 4   | 0   | 0  | .176  | .250 |
| 2012 | SAN DIEGO       | .293 | 130 | 348  | 56  | 102 | 157  | 19  | 6  | 8  | 36  | 2  | 3  | 2  | 27  | 52  | 13  | 5  | .451  | .345 |
| 2013 | SAN DIEGO       | .279 | 144 | 473  | 67  | 132 | 187  | 21  | 2  | 10 | 47  | 0  | 4  | 1  | 42  | 84  | 11  | 0  | .395  | .337 |
| 2014 | SAN DIEGO       | .242 | 89  | 248  | 25  | 60  | 79   | 10  | 3  | 1  | 16  | 2  | 0  | 0  | 18  | 51  | 8   | 1  | .319  | .293 |
|      | Minor Lg Totals | .293 | 744 | 2774 | 433 | 812 | 1203 | 140 | 34 | 61 | 351 | 28 | 23 | 13 | 315 | 481 | 107 | 42 | .434  | .365 |
|      | AL Totals       | .281 | 33  | 64   | 11  | 18  | 24   | 3   | 0  | 1  | 10  | 2  | 0  | 1  | 6   | 16  | 2   | 0  | .375  | .352 |
|      | NL Totals       | .275 | 640 | 1804 | 249 | 496 | 718  | 87  | 15 | 35 | 163 | 9  | 12 | 7  | 159 | 317 | 53  | 17 | .394  | .334 |
|      | ML Totals       | .275 | 673 | 1868 | 260 | 514 | 742  | 90  | 15 | 36 | 173 | 11 | 12 | 8  | 165 | 333 | 55  | 17 | .397  | .335 |


## WORLD BASEBALL CLASSIC

| YEAR | CLUB       | AVG  | G | AB | R | H  | TB | 2B | 3B | HR | RBI | SH | SF | HB | BB | SO | SB | CS | SLG  | OBP  |
|------|------------|------|---|----|---|----|----|----|----|----|-----|----|----|----|----|----|----|----|------|------|
| 2009 | Italy      | .400 | 3 | 10 | 2 | 4  | 7  | 3  | 0  | 0  | 2   | 0  | 0  | 0  | 2  | 1  | 0  | 0  | .700 | .500 |
| 2013 | Italy      | .381 | 5 | 21 | 5 | 8  | 10 | 2  | 0  | 0  | 1   | 0  | 0  | 0  | 1  | 1  | 0  | 0  | .476 | .409 |
|      | WBC Totals | .387 | 8 | 31 | 7 | 12 | 17 | 5  | 0  | 0  | 3   | 0  | 0  | 0  | 3  | 2  | 0  | 0  | .548 | .441 |

## DENORFIA's CAREER TRANSACTIONS

- Selected by Cincinnati in the 19th round of the 2002 June Draft.
- Acquired by Oakland in exchange for 2 players to be named (Marcus McBeth and Ben Jukich) and cash considerations, April 27, 2007.
- On 15-day disabled list, April 1-Oct. 15 (placed on 60-day DL on April 13) after under going "Tommy John" surgery on his right elbow on April 3.
- On 15-day disabled list May 11-July 19 with lower back tightness.
- Signed by San Diego as a minor league free agent, December 17, 2009.
- On 15-day disabled list, Aug. 6-Sept. 5, 2011 with strained right hamstring...included rehab assignments with Tucson from Aug. 14-22 and Lake Elsinore from Aug. 31-Sept. 5.
- Acquired by Seattle in exchange for Abraham Almonte (of) and Stephen Kohlscheen (rhp), July 31, 2014.





## RICH DONNELLY (26)

**POSITION:** Third Base Coach, former catcher

**AGE:** 67, turns 68 Aug. 3

**BORN:** 8-3-46 in Steubenville, Ohio

**BATTED:** Left

**THREW:** Right

### PERSONAL:

Richard Francis Donnelly ... resides in

Steubenville, Ohio, with wife Bertie...has eight children: Bubba, Amy, John, Tiffany, Mike, Leigh Anne, Tim and Adam... received a bachelor's degree in education from Xavier University in Cincinnati in 1969...inducted into the Sports Faith International Hall of Fame in 2012 with the late Art Roney and former Major League pitcher Jamie Moyer...is a world-class racquetball player.

### MANAGING/COACHING CAREER:

Enters his first season with the Mariners organization as the third base coach...was originally hired as manager for the Tacoma Rainiers, but joined the Major League staff during spring training when John Stearns left for medical reasons... spent the 2011-13 seasons as the manager of the Brooklyn Cyclones in the New York Mets organization... before joining the Mets, worked as a roving minor league instructor for the Pittsburgh Pirates...worked as a motivational speaker in 2009 and 2010 sharing his story of "The Chicken Runs at Midnight" and the passing of his daughter, Amy...was a Major League coach for 27 seasons...coached third base with the Los Angeles Dodgers in 2006 and 2007...spent the 2003-2005 seasons as the third base coach with the Milwaukee Brewers...was a coach with the Texas Rangers (1980,1983-1985), the Pittsburgh Pirates (1986-1996), Florida Marlins (1997-1998) and Colorado Rockies (1999-2002)...for 14 consecutive seasons (1986-1999) served on Jim Leyland's coaching staff with the Pirates, Marlins and Rockies...managed in the Texas Rangers minor league system from 1972-1979 and 1981-1982...honored as the Western Carolina League's Manager of the Year from 1972-1974.

**PLAYING CAREER:** Signed as a catcher with the Minnesota Twins in 1967 after playing in college at Xavier University...played four minor league seasons in the Twins and Washington Senators organization.


## DONNELLY'S COACHING & MANAGING CAREER

| YEAR    | CLUB                    | LG | W | L | PCT | FINISH                      |
|---------|-------------------------|----|---|---|-----|-----------------------------|
| 2014-   |                         |    |   |   |     |                             |
| 2011-13 | Brooklyn Cyclones (A)   |    |   |   |     | Third Base Coach<br>Manager |
| 2008-10 | Pittsburgh Pirates      |    |   |   |     | Roving Instructor           |
| 2006-07 | LOS ANGELES DODGERS     |    |   |   |     | Third Base Coach            |
| 2003-05 | MILWAUKEE BREWERS       |    |   |   |     | Third Base Coach            |
| 1999-02 | COLORADO ROCKIES        |    |   |   |     | Third Base Coach            |
| 1997-98 | FLORIDA MARLINS         |    |   |   |     | Third Base Coach            |
| 1996    | PITTSBURGH PIRATES      |    |   |   |     | Bench Coach                 |
| 1992-95 | PITTSBURGH PIRATES      |    |   |   |     | Third Base Coach            |
| 1986-91 | PITTSBURGH PIRATES      |    |   |   |     | Bullpen Coach               |
| 1983-85 | TEXAS RANGERS           |    |   |   |     | First Base Coach            |
| 1982    | Wichita Aeros (AA)      |    |   |   |     | Manager                     |
| 1981    | Denver Bears (AA)       |    |   |   |     | Manager                     |
| 1980    | TEXAS RANGERS           |    |   |   |     | Bullpen Coach               |
| 1977-79 | Tucson Toros (AAA)      |    |   |   |     | Manager                     |
| 1976    | Sacramento Solons (AAA) |    |   |   |     | Manager                     |
| 1975    | Anderson Rangers (A)    |    |   |   |     | Manager                     |
| 1973-74 | Gastonia Rangers (A)    |    |   |   |     | Manager                     |
| 1972    | Greenville Rangers (A)  |    |   |   |     | Manager                     |

| YEAR                       | CLUB       | LG                   | W          | L          | PCT         | FINISH  |
|----------------------------|------------|----------------------|------------|------------|-------------|---------|
| 1972                       | Greenville | Western Carolinas    | 71         | 57         | .552        | 4th/1st |
| 1973                       | Gastonia   | Western Carolinas    | 74         | 54         | .578        | 1st/3rd |
| 1974                       | Gastonia   | Western Carolinas    | 84         | 48         | .636        | 1st/1st |
| 1975                       | Anderson   | Western Carolinas    | 67         | 70         | .489        | 2nd/3rd |
| 1976                       | Sacramento | PCL                  | 71         | 72         | .497        | 3rd     |
| 1977                       | Tucson     | PCL                  | 65         | 73         | .471        | 3rd     |
| 1978                       | Tucson     | PCL                  | 69         | 71         | .493        | 4th     |
| 1979                       | Tucson     | PCL                  | 74         | 74         | .500        | 2nd/4th |
| 1981                       | Wichita    | American Association | 65         | 70         | .481        | 4th     |
| 1982                       | Denver     | American Association | 68         | 67         | .504        | 3rd     |
| 2011                       | Brooklyn   | New York/Penn        | 45         | 24         | .608        | 2nd     |
| 2012                       | Brooklyn   | New York/Penn        | 45         | 31         | .592        | 2nd     |
| 2013                       | Brooklyn   | New York/Penn        | 38         | 37         | .507        | 2nd     |
| <b>Minor League Totals</b> |            |                      | <b>836</b> | <b>748</b> | <b>.528</b> |         |

## DONNELLY'S PLAYING RECORD

| YEAR                   | CLUB        | AVG         | G          | AB         | R         | H          | TB         | 2B        | 3B       | HR       | RBI       | SH       | SF       | HB       | BB        | SB         | CS       | SLG      | OBP         |             |
|------------------------|-------------|-------------|------------|------------|-----------|------------|------------|-----------|----------|----------|-----------|----------|----------|----------|-----------|------------|----------|----------|-------------|-------------|
| 1968                   | St. Cloud   | .205        | 70         | 234        | 33        | 48         | 61         | 5         | 1        | 2        | 16        | 2        | 1        | 1        | 30        | 44         | 2        | 0        | .261        | .297        |
| 1969                   | Twins       | .155        | 24         | 71         | 8         | 11         | 11         | 0         | 0        | 0        | 3         | 0        | 0        | 3        | 9         | 10         | 1        | 0        | .155        | .277        |
|                        | Orlando     | .223        | 49         | 130        | 12        | 29         | 32         | 3         | 0        | 0        | 22        | 2        | 3        | 2        | 13        | 19         | 1        | 0        | .246        | .297        |
|                        | Red Springs | .190        | 22         | 58         | 5         | 11         | 11         | 0         | 0        | 0        | 7         | 0        | 1        | 1        | 8         | 11         | 0        | 0        | .190        | .294        |
| 1970                   | Pittsfield  | .250        | 1          | 4          | 0         | 1          | 1          | 0         | 0        | 0        | 0         | 0        | 0        | 0        | 0         | 0          | 0        | 0        | .250        | .250        |
|                        | Denver      | .234        | 62         | 111        | 13        | 26         | 31         | 3         | 1        | 0        | 6         | 2        | 1        | 1        | 13        | 13         | 0        | 0        | .279        | .317        |
| 1971                   | Denver      | .267        | 85         | 232        | 26        | 62         | 78         | 8         | 4        | 0        | 19        | 3        | 1        | 1        | 22        | 31         | 3        | 1        | .336        | .332        |
| <b>Minor Lg Totals</b> |             | <b>.224</b> | <b>313</b> | <b>840</b> | <b>97</b> | <b>188</b> | <b>225</b> | <b>19</b> | <b>6</b> | <b>2</b> | <b>73</b> | <b>9</b> | <b>7</b> | <b>9</b> | <b>95</b> | <b>128</b> | <b>7</b> | <b>1</b> | <b>.268</b> | <b>.307</b> |



## ROENIS ELIAS (29)

**POSITION:** Left-Handed Pitcher

**AGE:** 25, turns 26 Aug. 1

**BORN:** 8-1-88 in Guantanamo, Cuba

**BATS:** Left

**THROWS:** Left

**HEIGHT:** 6-1

**WEIGHT:** 190

**ML SERVICE:** None

**CONTRACT STATUS:** Signed through 2014

**ACQUIRED:** Signed as a minor league free agent on May 3, 2011

**PRONUNCIATION:** roh-EN-ees ehl-LEE-us

### 2013:

- Spent entire season with AA Jackson, making 22 starts, 14 quality starts.
- Finished 7th in the Southern League in ERA, while ranking 4th amongst league starters in SO/9.0 IP (8.38).
- Named to the Southern League All-Star team.
- Struck out season-high 10 batters July 24 at Chattanooga (5.0,6,3,3,0,10,HR,HB).
- Ranked 4th amongst all Mariners farmhands with 121 strikeouts.
- Made 3 starts with Cardenales de Lara in Venezuelan Winter League.

**PERSONAL:** Roenis Leliebre Elias...resides in Austin, Texas...defected from Cuba to Mexico in late 2010 after playing for Guantanamo in Serie Nacional.

**2011:** Began pro career with Peoria in the Arizona, appearing in one game before transferring to Pulaski on July 18...recorded first career win July 24 at Danville (4.0,3,0,0,1)...transferred to Clinton on Aug. 1, making 7 starts.


**2012:** Led High Desert in wins...only the 4th pitcher in franchise history to start at least 25 games and have an ERA under 4.00 in a single season; joins John Patterson (2.83) and Brad Penny (2.96) in 1998 and Luis Galindez (3.87) in 1992...his 11 wins rank T8th in a single season by a Mavericks pitcher...led the team with 12 quality starts including 6 of his final 8 starts of the season; during this 8-game stretch, from July 16-Aug. 31, went 5-1 with a 2.34 ERA (13 ER, 50.0 IP)...recorded his first career double digit strikeout game with a career-high 11 K's in 7.2 innings on July 21 at Stockton (7.2,6,3,3,1,11,HR).

## ELIAS' PLAYING RECORD

| YEAR            | CLUB         | W-L   | ERA  | G  | GS | CG | SHO | SV | IP    | H   | R   | ER  | HR | HB | BB  | SO  | WP | BK |
|-----------------|--------------|-------|------|----|----|----|-----|----|-------|-----|-----|-----|----|----|-----|-----|----|----|
| 2011            | AZL Mariners | 0-0   | 0.00 | 1  | 0  | 0  | 0   | 0  | 1.0   | 1   | 0   | 0   | 0  | 0  | 0   | 0   | 0  | 0  |
|                 | Pulaski      | 1-0   | 0.82 | 3  | 1  | 0  | 0   | 0  | 11.0  | 11  | 4   | 1   | 0  | 2  | 3   | 8   | 0  | 0  |
|                 | Clinton      | 4-2   | 5.45 | 7  | 7  | 0  | 0   | 0  | 36.1  | 41  | 24  | 22  | 7  | 1  | 18  | 33  | 4  | 0  |
| 2012            | High Desert  | 11-6  | 3.76 | 26 | 26 | 0  | 0   | 0  | 148.1 | 136 | 80  | 62  | 19 | 8  | 41  | 128 | 2  | 8  |
|                 | Jackson      | 6-11  | 3.18 | 22 | 22 | 0  | 0   | 0  | 130.0 | 112 | 57  | 46  | 9  | 4  | 50  | 121 | 2  | 3  |
| Minor Lg Totals |              | 22-19 | 3.61 | 59 | 56 | 0  | 0   | 0  | 326.2 | 301 | 165 | 131 | 35 | 15 | 112 | 290 | 8  | 11 |

## ELIAS' CAREER TRANSACTIONS

- Signed by Seattle as a minor league free agent on May 3, 2011...signed by Mariners scouts Ted Heid and Patrick Guerrero.



## AUSTIN JACKSON (16)

**POSITION:** Outfielder

**AGE:** 27      **BORN:** 2-1-87 in Denton, TX

**BATS:** Right      **THROWS:** Right      **HEIGHT:** 6-1      **WEIGHT:** 185

**ML SERVICE:** 4 years, 0 days (entering 2014)

**CONTRACT STATUS:** Signed through 2014

**ACQUIRED:** In three-team trade with Detroit and Tampa Bay that sent INF Nick Franklin to the Rays on July 31, 2014

### 2013:

- Appeared in 129 games hitting .272 (150x552) with 99 runs, 30 doubles, 7 triples, 12 home runs and 49 RBI; started all 127 games in the leadoff spot in the batting order.
- Ranked 5th in the American League with 99 runs scored & 7 triples.
- Rated as the 3rd-best defensive outfielder in the American League by *Baseball America*.
- Named Co-American League Player of the Week for Week ending August 11 -- marked the second Player of the Week honor of his career.
- Batted .280 (35x125) with 25 runs scored, 5 doubles, 3 triples, 5 home runs and 13 RBI in 30 games during August .
- Recorded season-best 10-game hitting streak June 15-26, batting .462 (18x39).
- Sidelined May 13-June 13 with a strained right hamstring.
- Hit .280 (75x268) in 63 games prior to the All-Star break...hit .264 (75x284) in 66 games following the break.
- Hit .267 (67x251) in 63 games at Comerica Park; .276 (83x301) in 66 games on the road.
- Appeared in his 500th Major League game June 30 at Tampa Bay.
- Established a career-high with 4 runs scored July 4 at Toronto.
- Matched a career-high with 3 doubles Aug. 9 at New York (AL).
- Tied career-high with 4 RBI Sept. 6 at Kansas City.

**PERSONAL:** Austin Jarriel Jackson...resides in Garland, Texas...participates in Autographs for a Cause with funds donated to the Denton Ryan Raiders...attended Billy Ryan High School in Denton, TX...in 1999, *Baseball America* named him the best 12-year old baseball player in the nation, and the best 15-year-old baseball player three years later... he signed a letter-of-intent to play basketball at Georgia Tech under head coach Paul Hewitt after being ranked 10th among the nation's senior point guards by *Athlon Sports*... during senior year in high school, he hit .423 with five homers and 34 RBI for his class AAAA Texas State runner-up baseball team and was rated the No. 14 draft prospect among high school players in the nation by *Baseball America*.

**CAREER:** Originally selected by New York (AL) in the 8th round of the 2005 June draft ... traded to Detroit in a three-team trade that involved Arizona (including Curtis Granderson).

**2005:** Made his professional debut with the Gulf Coast League Yankees...named the 5th-best prospect in the Yankees organization and 11th-best prospect in the Gulf Coast League following the season by *Baseball America*...had a 16-game hitting streak Aug. 1-18, hitting .379 (25x66).

**2006:** Selected to the South Atlantic League's midseason All-Star squad...led the South Atlantic League with 535 at-bats, and T3rd with 134 games played...named the 18th-best prospect in the Yankees organization following the season by *Baseball America*.

**2007:** Combined to hit .304 (151x496) with 88 runs scored, 32 doubles, 7 triples, 13 home runs, 59 RBI and 33 stolen bases in 128 games with A Charleston, A Tampa and AAA Scranton/Wilkes-Barre...earned the Kevin Lawn Award as the Yankees top minor league position player...sidelined April 18-28 with a right hip strain...hit .405 (15x37) during 10-game hitting streak April 30-May 10...had a 12-game hitting streak May 23-June 4, batting .306 (15x49)...transferred from Charleston to Tampa on June 22 -- posted a 16-game

### JACKSON'S CAREER HIGHS

#### MOST HITS:

5 — 4/30/10 vs. LAA (with DET)

**MOST HOME RUNS:** 1 — 46 times;

last 7/21/14 at ARI (with DET)

**MOST RBI:** 4 — 3 times;

9/6/13 at KC (with DET)

**MOST STOLEN BASES:**

2 — 2 times; last: 4/19/13 at LAA (with DET)

**LONGEST HITTING STREAK:**

16 — 6/24-7/13/12 (with DET)

**CAREER GRAND SLAMS:** None

## JACKSON (continued)

hitting streak July 1-17, batting .387 (24x62) with 4 doubles, 2 triples, 4 home runs and 11 RBI...saw action in 8 games with Trenton during the Eastern League playoffs, hitting .200 (7x35) with a double and 4 RBI as the club captured the league's championship... named the 2nd-best prospect in the Yankees organization and 10th-best prospect in the Florida State League following the season by *Baseball America*...hit .271 (36x133) with 10 doubles, 5 triples, 3 home runs and 22 RBI in 39 games for Honolulu in the Hawaii Winter League following the season to earn league All-Star honors...named 2nd-best prospect in Hawaii Winter League following the season by *Baseball America*.

**2008:** Earned Eastern League midseason All-Star honors as he spent the entire 2008 season with AA Trenton...amongst Eastern League leaders ranked 2nd in at-bats (520), T3rd in hits (148), T4th in runs scored (75) and T4th in doubles (33)...named the best defensive outfielder in the Eastern League by *Baseball America*...had a season-high 12-game hitting streak April 12-23, batting .340 (18x53)...season-best 7 RBI May 21 at Reading... named the Eastern League Player of the Week for July 14-20 (.643/9x14, 3 2B, HR, 2 RBI, 4 G)...sidelined August 23-30 with a left lumbar spine muscle strain...selected the Most Valuable Player of the Eastern League playoffs after hitting .259 (7x27) with 2 doubles, 2 home runs and 7 RBI in 7 games as Trenton captured the league's championship...named the top prospect in the Yankees organization and 10th-best prospect in the Eastern League following the season by *Baseball America*...saw action in 28 games for Peoria in the Arizona Fall League following the season, batting .246 (28x114) with 6 doubles, 3 triples, a home run and 18 RBI.

**2009:** Named the International League's Rookie of the Year with AAA Scranton/Wilkes-Barre as he led the league with 9 triples...ranked 2nd in the International League with 151 hits...selected to the International League's midseason All-Star squad...named the best hitting prospect in the International League by *Baseball America*...hit .386 (17x44) over a 10-game hitting streak April 9-25...hit .320 (8x25) with 3 doubles and 2 RBI in 7 games during the International League playoffs...named the 3rd-best prospect and best defensive outfielder in the Tigers organization following the season by *Baseball America*.

**2010:** In his first season with the Tigers organization in 2010, he topped all American League rookies with 103 runs scored, 181 hits, 247 total bases, 48 extra-base hits, 34 doubles, 10 triples and 27 stolen bases...named the American League Rookie of the Year by *The Sporting News*, as well as being tabbed the American League Outstanding Rookie in the Players Choice Award balloting...selected to the TOPPS Rookie All-Star squad...named the Detroit Sports Broadcasters Association Tigers Rookie of the Year...T2nd in AL with 10 triples and T6th with 103 runs scored...became just the fourth player in Major League history since 1901 to collect at least 100 runs scored, 180 hits, 30 doubles, 10 triples and 25 stolen bases as a rookie -- joined Joe Jackson (1911), Juan Samuel (1984) and Hanley Ramirez (2006) in accomplishing the feat...181 hits marked the most by a Tigers rookie since Harvey Kuenn finished with 209 hits in 1953...registered 16 games with 3-or-more hits...made his Major League debut April 5 at Kansas City, hitting leadoff and playing center field -- first Tigers player to bat leadoff in his Major League debut on Opening Day since Jake Wood in 1961...collected his first Major League in debut, a run-scoring double off Robinson Tejeda...hit first ML home run April 25 at Texas, a leadoff homer off Colby Lewis...recorded season-high 10-game hitting streak April 28-May 9 (.478/22x46)... named the American League Rookie of the Month for April after hitting .364 (36x99) with 20 runs scored, 6 doubles, 2 triples, a home run and 7 RBI in 23 games...led all American League players with 36 hits in April, while he finished 3rd with a .364 batting average and T3rd with 20 runs scored...batted .317 (144x454) against right-handed pitchers; 10th-best in the American League...T8th among all AL outfielders with 9 assists.

**2011:** Tied for the lead in the American League with 11 triples...2nd in the league with 181 strikeouts, while he T4th with 14 sacrifice hits...finished the season with 22 doubles, 11 triples, 10 home runs and 22 stolen bases...recorded a 12-game hitting streak May 6-20, batting .346 (18x52) with 5 doubles, 2 home runs and 8 RBI...third career leadoff home run May 13 vs. Kansas Cith (off Luke Hochevar)...recorded a pair of 2-triple games, June 11 vs. Detroit and Sept. 3 vs. Chicago (AL)...named the American League Player of the Week for Aug. 29-Sept. 4 after batting .529 (18x34) with 13 runs scored, 3 doubles, 3 triples, 2 home runs and 5 RBI in 7 games...collected 3 hits in G#3 of the American League Championship Series Oct. 11 vs. Texas, matching the franchise record for hits by a Tigers player during an American League Championship Series game.

## JACKSON (continued)

**2012:** Hit .300 (163x543) with 29 doubles, 10 triples, 16 home runs and 66 RBI in 137 games...led the American League with 10 triples, T5th with 103 runs scored and T8th with a .377 on-base percentage...hit 6 leadoff home runs: April 16 at KC, May 6 vs. CWS, July 15 at BAL, July 30 at BOS, Aug. 11 at TEX, Sept. 22 vs. MIN...sidelined May 17-June 9 with an abdominal strain...established a career high with a 16-game hitting streak June 24-July 13 (.391/27x69, 2 2B, 3 3B, 2 HR, 8 RBI)...hit inside-the-park home run of Aug. 10 at Texas...hit .332 (84x253) in 64 games prior to the All-Star break and .272 (79x290) in 73 games following the All-Star break.

**POSTSEASON EXPERIENCE:** Appeared in 35 career postseason games with the Tigers...career .233 (31x133) hitter in the playoffs with 10 extra-base hits (2B-7, 3B-1, HR-2).

**AWARDS:** AL Player of the Week: Aug. 29-Sept. 4, 2011 & Aug. 5-11, 2013...AL Rookie of the Month: April 2010...Heart and Hustle Award: 2012 (DET)...MLB Players Choice Rookie of the Year: 2010...Sporting News AL Rookie of the Year: 2010.

## JACKSON'S PLAYING RECORD

| YEAR | CLUB             | AVG         | G          | AB          | R          | H          | TB          | 2B         | 3B        | HR        | RBI        | SH        | SF        | HB        | BB         | SO         | SB        | CS        | SLG         | OBP         |
|------|------------------|-------------|------------|-------------|------------|------------|-------------|------------|-----------|-----------|------------|-----------|-----------|-----------|------------|------------|-----------|-----------|-------------|-------------|
| 2005 | GCL Yankees      | .304        | 40         | 148         | 32         | 45         | 60          | 11         | 2         | 0         | 14         | 0         | 4         | 1         | 18         | 26         | 11        | 2         | .405        | .374        |
| 2006 | Charleston       | .260        | 134        | 535         | 90         | 139        | 185         | 24         | 5         | 4         | 47         | 5         | 4         | 6         | 61         | 151        | 37        | 12        | .346        | .340        |
| 2007 | Charleston       | .260        | 60         | 235         | 33         | 61         | 88          | 16         | 1         | 3         | 25         | 1         | 2         | 4         | 24         | 59         | 19        | 6         | .374        | .336        |
|      | Tampa Yankees    | .345        | 67         | 258         | 53         | 89         | 146         | 15         | 6         | 10        | 34         | 0         | 2         | 2         | 22         | 48         | 13        | 5         | .398        | .398        |
|      | S-W Barre        | .333        | 1          | 3           | 2          | 1          | 2           | 1          | 0         | 0         | 0          | 0         | 0         | 0         | 2          | 2          | 1         | 0         | .667        | .600        |
| 2008 | Trenton          | .285        | 131        | 520         | 75         | 148        | 218         | 33         | 5         | 9         | 69         | 2         | 4         | 2         | 56         | 113        | 19        | 6         | .419        | .354        |
|      | S-W Barre        | .300        | 132        | 504         | 67         | 151        | 204         | 23         | 9         | 4         | 65         | 1         | 6         | 6         | 40         | 123        | 24        | 4         | .405        | .354        |
| 2010 | DETROIT          | .293        | 151        | 618         | 103        | 181        | 247         | 34         | 10        | 4         | 41         | 3         | 3         | 4         | 47         | 170        | 27        | 6         | .400        | .345        |
| 2011 | DETROIT          | .249        | 153        | 591         | 90         | 147        | 221         | 22         | 11        | 10        | 45         | 14        | 3         | 4         | 56         | 181        | 22        | 5         | .374        | .317        |
| 2012 | DETROIT          | .300        | 137        | 543         | 103        | 163        | 260         | 29         | 10        | 16        | 66         | 2         | 3         | 2         | 67         | 134        | 12        | 9         | .479        | .377        |
|      | Toledo#          | .125        | 2          | 8           | 0          | 1          | 1           | 0          | 0         | 0         | 0          | 0         | 0         | 0         | 1          | 2          | 0         | 1         | .125        | .222        |
| 2013 | DETROIT          | .272        | 129        | 552         | 99         | 150        | 230         | 30         | 7         | 12        | 49         | 3         | 3         | 4         | 52         | 129        | 8         | 4         | .417        | .337        |
|      | Toledo#          | .231        | 3          | 13          | 1          | 3          | 3           | 0          | 0         | 0         | 1          | 0         | 0         | 0         | 1          | 5          | 0         | 0         | .231        | .286        |
| 2014 | DETROIT          | .273        | 100        | 374         | 52         | 102        | 149         | 25         | 5         | 4         | 33         | 1         | 8         | 2         | 35         | 85         | 9         | 4         | .398        | .332        |
|      | Minor Lg Totals  | .287        | 570        | 2224        | 353        | 638        | 907         | 123        | 28        | 30        | 255        | 9         | 22        | 21        | 225        | 529        | 124       | 36        | .408        | .355        |
|      | <b>ML Totals</b> | <b>.277</b> | <b>670</b> | <b>2678</b> | <b>447</b> | <b>743</b> | <b>1107</b> | <b>140</b> | <b>43</b> | <b>46</b> | <b>234</b> | <b>23</b> | <b>20</b> | <b>16</b> | <b>257</b> | <b>699</b> | <b>78</b> | <b>28</b> | <b>.413</b> | <b>.342</b> |

## DIVISION SERIES

| YEAR | CLUB, OPP        | AVG         | G         | AB        | R        | H        | TB        | 2B       | 3B       | HR       | RBI      | SH       | SF       | HB       | BB       | SO        | SB       | CS       | SLG         | OBP         |
|------|------------------|-------------|-----------|-----------|----------|----------|-----------|----------|----------|----------|----------|----------|----------|----------|----------|-----------|----------|----------|-------------|-------------|
| 2011 | DET vs. NYY      | .125        | 5         | 16        | 3        | 2        | 3         | 1        | 0        | 0        | 0        | 1        | 0        | 0        | 4        | 8         | 1        | 0        | .188        | .300        |
| 2012 | DET vs. OAK      | .250        | 5         | 20        | 4        | 5        | 7         | 2        | 0        | 0        | 3        | 1        | 0        | 0        | 1        | 7         | 0        | 0        | .350        | .286        |
| 2013 | DET vs. OAK      | .100        | 5         | 20        | 1        | 2        | 3         | 1        | 0        | 0        | 1        | 0        | 0        | 0        | 1        | 13        | 0        | 0        | .150        | .143        |
|      | <b>DS Totals</b> | <b>.161</b> | <b>15</b> | <b>56</b> | <b>8</b> | <b>9</b> | <b>13</b> | <b>4</b> | <b>0</b> | <b>0</b> | <b>4</b> | <b>2</b> | <b>0</b> | <b>0</b> | <b>6</b> | <b>28</b> | <b>1</b> | <b>0</b> | <b>.232</b> | <b>.242</b> |

## LEAGUE CHAMPIONSHIP SERIES


| YEAR | CLUB, OPP         | AVG         | G         | AB        | R        | H         | TB        | 2B       | 3B       | HR       | RBI      | SH       | SF       | HB       | BB       | SO        | SB       | CS       | SLG         | OBP         |
|------|-------------------|-------------|-----------|-----------|----------|-----------|-----------|----------|----------|----------|----------|----------|----------|----------|----------|-----------|----------|----------|-------------|-------------|
| 2011 | DET vs. TEX       | .240        | 6         | 25        | 3        | 6         | 10        | 1        | 0        | 1        | 4        | 0        | 0        | 1        | 3        | 11        | 0        | 1        | .400        | .345        |
| 2012 | DET vs. NYY       | .353        | 4         | 17        | 3        | 6         | 12        | 1        | 1        | 1        | 1        | 0        | 0        | 0        | 2        | 3         | 0        | 0        | .706        | .421        |
| 2013 | DET vs. BOS       | .318        | 6         | 22        | 2        | 7         | 7         | 0        | 0        | 2        | 0        | 0        | 0        | 0        | 4        | 5         | 1        | 0        | .318        | .423        |
|      | <b>LCS Totals</b> | <b>.297</b> | <b>16</b> | <b>64</b> | <b>8</b> | <b>19</b> | <b>29</b> | <b>2</b> | <b>1</b> | <b>2</b> | <b>7</b> | <b>0</b> | <b>0</b> | <b>1</b> | <b>9</b> | <b>19</b> | <b>1</b> | <b>1</b> | <b>.453</b> | <b>.392</b> |

## WORLD SERIES

| YEAR | CLUB, OPP  | AVG  | G | AB | R | H | TB | 2B | 3B | HR | RBI | SH | SF | HB | BB | SO | SB | CS | SLG  | OBP  |
|------|------------|------|---|----|---|---|----|----|----|----|-----|----|----|----|----|----|----|----|------|------|
| 2012 | DET vs. SF | .231 | 4 | 13 | 2 | 3 | 4  | 1  | 0  | 0  | 0   | 0  | 0  | 0  | 4  | 6  | 0  | 0  | .308 | .412 |

## JACKSON'S CAREER TRANSACTIONS

- Selected by New York-AL in the 8th round of the 2005 June draft.
- Placed on 15-day disabled list April 18-28, 2007 (right hip strain).
- Placed on 15-day disabled list Aug. 23-30, 2008 (left lumbar spine muscle strain).
- Acquired by Detroit along with Phil Coke and Ian Kennedy from New York-AL, in exchange for Curtis Granderson on Dec. 9, 2009.
- Placed on 15-day disabled list May 17-June 9, 2012 (abdominal strain).
- Placed on 15-day disabled list May 13-June 13, 2013 (strained right hamstring).
- Acquired by Seattle from Detroit as part of three-team trade; sent INF Nick Franklin to Tampa Bay on July 31, 2014.



## DOMINIC LEONE (52)

**POSITION:** Right-Handed Pitcher

**AGE:** 22, turns 23 Oct. 26

**BORN:** 10-26-91 in Norwich, CT

**BATS:** Right    **THROWS:** Right    **HEIGHT:** 5-11    **WEIGHT:** 210

**ML SERVICE:** None

**CONTRACT STATUS:** Signed through 2014

**ACQUIRED:** Mariners 16th round selection in the 2012 June Draft

**PRONUNCIATION:** lee-OHN

### 2013:

- Combined to go 1-3 with a 2.25 ERA and 16 saves in 48 appearances with A Clinton, A High Desert and AA Jackson.
- Finished 2nd amongst all Mariners farmhands with 16 saves combined.
- Did not allow a run, going 16-for-17 in save opportunities combined (0.00 ERA/0 ER, 19.1 IP); limited opponents to a .095 average (6x63) with 3 walks and 28 strikeouts in save situations.
- Began season with Clinton, appearing in 3 G before promotion to High Desert on April 15.
- After allowing 9 runs over first 13.0 innings (7 G) with the Mavericks, allowed only 2 runs over final 27.0 innings (0.67 ERA).
- Promoted to Jackson on July 13...tossed a season-high 17.2 scoreless innings (15) between High Desert and Jackson, June 16-Aug. 3.
- Led the Arizona Fall League in 2013 with 6 saves (0-1, 3.00 ERA, 11 G, 15 K, 1 BB) for the Peoria Javelinas.

**PERSONAL:** Dominic Joseph Leone (LEE-own)...graduated from Norwich Free (CT) Academy in June 2009...All-state selection as a junior and senior...rated as the #1 high school prospect in Connecticut and #263 high school prospect in the nation by Perfect Game...Connecticut Senior All-Star Game MVP...attended Clemson University from 2010-2012, where he was teammates with Brad Miller.

**2012:** Began pro career with Everett...finished tied for the team lead in saves and appearances...held opponents scoreless in 15 of 19 appearances, including tossing 12.2 scoreless innings over 8 games, July 8-Aug. 7...limited opponents to a .177 (20x113) average, including a .118 (8x68) clip vs. righties...his .177 opponent batting average ranked as the 4th-lowest amongst Northwest League relievers...recorded first career win June 21 vs. Spokane (2.1,0,0,0,1)...participated in Mariners Instructional League.

## LEONE'S PLAYING RECORD

| YEAR            | CLUB        | W-L | ERA  | G  | GS | CG | SHO | SV | IP   | H  | R  | ER | HR | HB | BB | SO  | WP | BK |
|-----------------|-------------|-----|------|----|----|----|-----|----|------|----|----|----|----|----|----|-----|----|----|
| 2012            | Everett     | 3-0 | 1.36 | 19 | 0  | 0  | 0   | 5  | 33.0 | 20 | 6  | 5  | 0  | 1  | 19 | 39  | 1  | 0  |
| 2013            | Clinton     | 0-0 | 0.00 | 3  | 0  | 0  | 0   | 0  | 6.1  | 6  | 1  | 0  | 0  | 0  | 4  | 10  | 2  | 0  |
|                 | High Desert | 0-1 | 2.50 | 29 | 0  | 0  | 0   | 12 | 39.2 | 31 | 11 | 11 | 2  | 1  | 9  | 37  | 2  | 1  |
|                 | Jackson     | 1-2 | 3.50 | 16 | 0  | 0  | 0   | 4  | 18.0 | 12 | 6  | 5  | 2  | 0  | 5  | 17  | 2  | 2  |
| Minor Lg Totals |             | 4-3 | 1.95 | 67 | 0  | 0  | 0   | 21 | 97.0 | 69 | 24 | 21 | 4  | 2  | 37 | 103 | 7  | 3  |

## LEONE'S CAREER TRANSACTIONS

— Selected by Seattle in the 16th round of the 2012 June Draft...signed by Mariners scout Garrett Ball.



## KENDRYS MORALES (21)

**POSITION:** Designated Hitter/ First Baseman

**AGE:** 31      **BORN:** 6-20-83 in Fomento, Sancti-Spiritus, Cuba

**BATS:** Switch    **THROWS:** Right    **HEIGHT:** 6-1      **WEIGHT:** 235

**ML SERVICE:** 6 years, 57 days

**CONTRACT STATUS:** Signed through 2014

**ACQUIRED:** In trade with Minnesota in exchange for Stephen Pryor on July 24, 2014

**PRONUNCIATION:** KEHN-dreez moer-AH-lez

### 2013:

- Led team in batting average (.277), hits (167), doubles (34), RBI (80), multi-hit games (46) and extra base hits (57) in first season with the Mariners.
- Mariners nominee for the Hank Aaron Award, recognizing the most outstanding offensive performer on each team.
- 23 HR were 2nd-most in his career, trailing 34 hit with LAA in 2009.
- Appeared in career-high 156 games, making 152 starts (DH-121 GS, 1B-31 GS).
- Tied for 4th in the AL with 15 GWRBI...hit .312 (44x141) with runners in scoring position.
- Among AL designated hitters, ranked 2nd in home runs (Ortiz – 30)...hit 18 of 23 HR as DH (4 as 1B, 1 as PH).
- Set a club record for home runs by a switch hitter with 23 (17 as LHB, 6 as RHB).
- Hit 100th career home run Sept. 11 vs. Houston.
- Recorded a hit in 8 consecutive plate appearances Aug. 1-2, one off the club record of 9 by Raul Ibañez in 2004...back-to-back 4-hit games Aug. 1-2.
- Tabbed pair of multi-HR games, July 2 at Texas and July 9 vs. Boston.
- Hit a pinch-hit, 3-run walk-off home run June 23 vs. Oakland (4th career walk-off hit)...joined Ken Phelps (9/3/86) as the only players in Mariners franchise history to hit a walk-off pinch-hit HR.
- Recorded three 8-game hitting streaks: May 10-18 (.313/10x32), May 20-28 (.472/17x36) and May 30-June 6 (.371/13x35).
- Was 4-for-4 with a double and home run as a pinch-hitter...one of 5 players to go 4-for-4 or better in a season as a pinch-hitter since 1974 (last: Jerald Clark, MIN, 1995).

**PERSONAL:** Kendrys Morales Rodriguez. (ken-DREES)...as Cuban amateur, owned career .330 (287x871) average with 60 doubles, 5 triples, 37 home runs and 170 RBI...in 2002-03, posted .391 average with 9 home runs and 42 RBI for the Industriales in the Cuban National League and batted cleanup for Cuban National Team at Baseball World Cup tournament in Havana...in 2001-02, was selected as Rookie of the Year while playing for Havana Industriales...broke 30-year old RBI record and at the age of 19, was the first teenager to star for Cuba's National Team since Omar Linares...played for the Cuban team in the 1998 & 1999 Pan-Am Games.

### MORALES' CAREER HIGHS

**MOST HITS:** 5 – 8/28/09 vs. OAK (with LAA)

**MOST HOME RUNS:** 2 – 11 times;  
last 7/9/13 vs. BOS

**MOST RBI:** 6 – 4 times; last 7/2/13 at TEX

**MOST STOLEN BASES:** 1 – 4 times;  
last 10/2/09 at OAK (with LAA)

**LONGEST HITTING STREAK:**  
20 – 6/24-7/22/09 (with LAA)

**CAREER GRAND SLAMS:**  
2 – 5/29/10 vs. SEA; 7/30/12 at TEX

### SWITCH-HITTER HR

**Kendrys Morales** (23 HR) and **Justin Smoak** (20 HR) became the first switch-hitters in club history to hit 20 home runs in a season:

| Rk | Player            | HR | Year | LH | RH |
|----|-------------------|----|------|----|----|
| 1. | <b>K. Morales</b> | 23 | 2013 | 17 | 6  |
| 2. | <b>J. Smoak</b>   | 20 | 2013 | 18 | 2  |
| 3. | <b>J. Smoak</b>   | 19 | 2012 | 12 | 7  |
|    | D. Segui          | 19 | 1998 | 13 | 6  |
| 5. | <b>J. Smoak</b>   | 15 | 2011 | 11 | 4  |

### GAME WINNING RBI

**Kendrys** led the Mariners and tied for 4th in the American League with 15 GWRBI in 2013:

| Player                    | Team       | GWRBI     |
|---------------------------|------------|-----------|
| 1. Torii Hunter           | DET        | 17        |
| 2. Adrian Beltre          | TEX        | 16        |
| Chris Davis               | BAL        | 16        |
| 4. <b>Kendrys Morales</b> | <b>SEA</b> | <b>15</b> |
| Miguel Cabrera            | DET        | 15        |
| Prince Fielder            | DET        | 15        |
| Adam Jones                | BAL        | 15        |

## MORALES (continued)

- CAREER:** Originally signed by the Angels as an International free agent on Dec. 1, 2004...102 home runs (entering 2014) are 9th-most by a Cuban born player...from 2009-2013, combined to bat .286 (528x1845) with 90 home runs and 300 RBI...102 home runs are tied for 10th-most among active switch hitters (entering 2013)...
- 2005:** Did not begin playing in Angels system until late May as his arrival to United States was delayed while trying to obtain Dominican citizenship and a passport needed to procure an American visa...in 22 games with A Rancho Cucamonga, hit .344 (31x90) with 5 HR and 17 RBI before promotion to AA Arkansas...hit .321 (9x29) with 4 HR and 9 RBI in 7 Texas League playoff games...selected to play in MLB Futures Game (World Team) during the All-Star break in Detroit.
- 2006:** Opened the season with AAA Salt Lake...recalled by Angels May 23 and made Major League debut as starting first baseman that day at Texas (3x5, HR, 2 RBI)...batted .320 (82x256) with 12 doubles, one triple, 12 home runs and 52 RBI in 66 games in the minors...played with Gigantes in Santo Domingo in Dominican Winter League in 2006.
- 2007:** Went 35-for-119 (.294) with 10 doubles, 4 home runs and 15 RBI in 43 games with the Angels...collected first career walk-off hit Sept. 7 vs. Cleveland in 10th inning...hit a team-best .341 (87x255) with 42 runs, 20 doubles, 5 home runs and 37 RBI in 64 games with AAA Salt Lake.
- 2008:** Had four separate stints with Angels...overall, hit .231 (13x61) with 3 home runs and 8 RBI in 27 games...21 of 27 games played came in September...batted .341 (108x317) with 46 runs, 19 doubles, 15 home runs and 64 RBI in 78 games for Salt Lake.
- 2009:** Voted Angels Team MVP in his first full season in the Majors...hit .306 (173x566) with 86 runs, 43 doubles, 2 triples, 34 home runs and 108 RBI...finished 5th in AL MVP voting...set Angels single-season HR record for a switch hitter with 34 (previously 28 by C. Davis in '96) and most total bases by a switch-hitter (322)...ranked among AL leaders in several power categories - 34 HRs (6th), 108 RBI (T5th), .569 slugging pct. (2nd) and 79 extra base hits (3rd)...career-best 20-game hit streak June 24-July 22 (.372/29x78).
- 2010:** Limited to 51 games after suffering fractured lower left leg following his game-ending grand slam in 10th inning on May 29, 2010 vs. Seattle...underwent surgery June 10 at the Orange Surgery Center in Orange, CA...procedure was performed by Dr. Phil Kwong (Foot & Ankle Specialist with Kerlan-Jobe Clinic)...at time of injury was leading Angels in average (.290), home runs (11), total bases (94) and RBI (39).
- 2011:** Did not participate during 2011 campaign...opened season on the 15-day disabled list before being transferred to 60-day DL July 20...underwent a second surgery May 26 to clean out scar tissue and debris in the left ankle joint...a bone graft was also performed... Procedure done by Dr. Thomas Clanton in Vail, CO.
- 2012:** Hit .273 (132x484) with 22 home runs and 73 RBI...marked first season full season of action since 2009 after missing all of 2011 and part of 2010 with a left lower leg injury. On Opening Day, collected first Major League hit since a walk-off grand slam on May 29, 2010 vs. Seattle (span of 678 days)...hit 14 of 22 homers following the All-Star break...batted .280 (116x414) with 17 home runs and 58 RBI left-handed and .229 (16x70) with 5 home runs and 15 RBI right-handed...ranked 3rd in the AL (8th in MLB) in batting by a switch hitter...homered from both sides of the plate and drove in 6 RBI in the 6th inning July 30 at Texas...became the third player in MLB history to homer from both sides of the plate in the same inning (also, Carlos Baerga w/CLE, April 8, 1993 & Mark Bellhorn w/CHL, Aug. 29, 2002).
- POSTSEASON EXPERIENCE:** Appeared in all 9 games of Angels 2009 postseason, batting .176 (6/34) with 2 home runs and 7 RBI...made playoff debut in 2007 ALDS vs. Boston... Appeared in 3 games batting .111 (1x9) with one run scored...Started Game 2 as DH and Game 3 at first base.
- AWARDS:** AL Player of the Week: Aug. 23, 2009 & April 26, 2010...AL Player of the Month: August 2009...Futures Game: 2005.



MORALES (continued)

**MORALES' PLAYING RECORD**

| YEAR | CLUB             | AVG         | G          | AB          | R          | H          | TB          | 2B         | 3B       | HR         | RBI        | SH       | SF        | HB        | BB         | SO         | SB       | CS        | SLG         | OBP         |
|------|------------------|-------------|------------|-------------|------------|------------|-------------|------------|----------|------------|------------|----------|-----------|-----------|------------|------------|----------|-----------|-------------|-------------|
| 2005 | Rancho Cuca      | .344        | 22         | 90          | 18         | 31         | 49          | 3          | 0        | 5          | 17         | 0        | 1         | 3         | 6          | 11         | 0        | 0         | .544        | .400        |
|      | Arkansas         | .306        | 74         | 281         | 47         | 86         | 149         | 12         | 0        | 17         | 54         | 0        | 1         | 2         | 17         | 43         | 2        | 0         | .530        | .349        |
| 2006 | Salt Lake        | .320        | 66         | 256         | 41         | 82         | 133         | 13         | 1        | 12         | 52         | 0        | 1         | 2         | 14         | 40         | 0        | 3         | .520        | .359        |
|      | LA ANGELS        | .234        | 57         | 197         | 21         | 46         | 73          | 10         | 1        | 5          | 22         | 0        | 1         | 0         | 17         | 28         | 1        | 1         | .371        | .293        |
| 2007 | Salt Lake        | .341        | 64         | 255         | 42         | 87         | 124         | 20         | 1        | 5          | 37         | 0        | 1         | 4         | 15         | 30         | 0        | 2         | .486        | .385        |
|      | LA ANGELS        | .294        | 43         | 119         | 12         | 35         | 57          | 10         | 0        | 4          | 15         | 0        | 0         | 1         | 6          | 21         | 0        | 1         | .479        | .333        |
| 2008 | Salt Lake        | .341        | 78         | 317         | 46         | 108        | 172         | 19         | 0        | 15         | 64         | 0        | 3         | 1         | 19         | 43         | 1        | 3         | .543        | .376        |
|      | LA ANGELS        | .213        | 27         | 61          | 7          | 13         | 24          | 2          | 0        | 3          | 8          | 0        | 0         | 1         | 4          | 7          | 0        | 1         | .393        | .273        |
|      | AZL Angels #     | .524        | 5          | 21          | 4          | 11         | 17          | 3          | 0        | 1          | 10         | 0        | 0         | 0         | 1          | 1          | 0        | 0         | .810        | .545        |
| 2009 | LA ANGELS        | .306        | 152        | 566         | 86         | 173        | 322         | 43         | 2        | 34         | 108        | 0        | 8         | 2         | 46         | 117        | 3        | 7         | .569        | .355        |
| 2010 | LA ANGELS        | .290        | 51         | 193         | 29         | 56         | 94          | 5          | 0        | 11         | 39         | 0        | 1         | 5         | 12         | 31         | 0        | 1         | .487        | .346        |
| 2011 |                  |             |            |             |            |            |             |            |          |            |            |          |           |           |            |            |          |           |             |             |
|      |                  |             |            |             |            |            |             |            |          |            |            |          |           |           |            |            |          |           |             |             |
| 2012 | LA ANGELS        | .273        | 134        | 484         | 61         | 132        | 226         | 26         | 1        | 22         | 73         | 0        | 3         | 4         | 31         | 116        | 0        | 1         | .467        | .320        |
| 2013 | SEATTLE          | .277        | 156        | 602         | 64         | 167        | 270         | 34         | 0        | 23         | 80         | 0        | 1         | 5         | 49         | 114        | 0        | 0         | .449        | .336        |
|      | Minor Lg Totals  | .332        | 309        | 1220        | 198        | 405        | 644         | 70         | 2        | 55         | 234        | 0        | 7         | 12        | 72         | 168        | 3        | 8         | .528        | .373        |
|      | <b>ML Totals</b> | <b>.280</b> | <b>620</b> | <b>2222</b> | <b>280</b> | <b>622</b> | <b>1066</b> | <b>130</b> | <b>4</b> | <b>102</b> | <b>345</b> | <b>0</b> | <b>14</b> | <b>18</b> | <b>165</b> | <b>434</b> | <b>4</b> | <b>12</b> | <b>.480</b> | <b>.333</b> |

**DIVISION SERIES**

| YEAR | CLUB, OPP        | AVG         | G         | AB        | R        | H        | TB       | 2B       | 3B       | HR       | RBI      | SH       | SF       | HB       | BB       | SO       | SB       | CS       | SLG         | OBP         |
|------|------------------|-------------|-----------|-----------|----------|----------|----------|----------|----------|----------|----------|----------|----------|----------|----------|----------|----------|----------|-------------|-------------|
| 2007 | LAA vs. BOS      | .111        | 3         | 9         | 1        | 1        | 1        | 0        | 0        | 0        | 0        | 0        | 0        | 0        | 0        | 2        | 0        | 0        | .111        | .111        |
| 2008 | LAA vs. BOS      | .500        | 4         | 4         | 0        | 2        | 3        | 1        | 0        | 0        | 0        | 0        | 0        | 0        | 0        | 0        | 0        | 0        | .750        | .500        |
| 2009 | LAA vs. BOS      | .200        | 3         | 10        | 1        | 2        | 5        | 0        | 0        | 1        | 3        | 0        | 1        | 0        | 1        | 0        | 0        | 0        | .500        | .250        |
|      | <b>DS Totals</b> | <b>.217</b> | <b>10</b> | <b>23</b> | <b>2</b> | <b>5</b> | <b>9</b> | <b>1</b> | <b>0</b> | <b>1</b> | <b>3</b> | <b>0</b> | <b>1</b> | <b>0</b> | <b>1</b> | <b>2</b> | <b>0</b> | <b>0</b> | <b>.391</b> | <b>.240</b> |

**LEAGUE CHAMPIONSHIP SERIES**

| YEAR | CLUB, OPP   | AVG  | G | AB | R | H | TB | 2B | 3B | HR | RBI | SH | SF | HB | BB | SO | SB | CS | SLG  | OBP  |
|------|-------------|------|---|----|---|---|----|----|----|----|-----|----|----|----|----|----|----|----|------|------|
| 2009 | LAA vs. NYY | .167 | 6 | 24 | 1 | 4 | 7  | 0  | 0  | 1  | 4   | 0  | 0  | 1  | 1  | 6  | 0  | 0  | .292 | .231 |

**MORALES' CAREER TRANSACTIONS**

- Signed as a non-drafted free agent, Dec. 1, 2004.
- On disabled list with a fractured lower left leg, May 30, 2010-end of season.
- On disabled list recovering from left lower leg surgery, March 30, 2011-end of season
- Acquired by Seattle from LA Angels in exchange for Jason Vargas (lhp), Dec. 19, 2012.
- Signed by Minnesota as a free agent, June 8, 2014.
- Acquired by Seattle from Minnesota in exchange for Stephen Pryor (rhp), July 24, 2014.



## CHRIS TAYLOR (1)

**POSITION:** Infielder

**AGE:** 23, turns 24 Aug. 29

**BORN:** 8-29-90 in Virginia Beach, VA

**BATS:** Right **THROWS:** Right **HEIGHT:** 6-1

**WEIGHT:** 190

**ML SERVICE:** None

**CONTRACT STATUS:** Signed through 2014

**ACQUIRED:** Mariners 5th round selection in the June 2012 draft; signed by Mariners scout Mike Moriarty

### 2013:

- Hit .314 (165x525) with 100 runs scored, 28 doubles, 11 triples, 8 home runs, 60 RBI, 84 walks and 38 stolen bases in 134 games combined between High Desert and Jackson.
- Led all Mariners farmhands with 108 runs scored, while ranking 3rd in MiLB.
- Led all Mariners minor leaguers in hits (T8th-most in MiLB), while ranking 2nd with 38 stolen bases...one of 3 minor league players to hit over .300 with at least 100 runs scored, 45 extra-base hits, 30 stolen bases and an on-base percentage of at least .400.
- Began the season with High Desert and reached base safely in 29 straight games, the 8th-longest in the California League.
- Promoted to Jackson June 29 and reached base safely via a hit or walk in 59 of 67 games.
- Recorded season-high 4 straight multi-hit games, June 29-July 2 (.474/9x19, 3 R, 2 2B, 3B, 4 RBI, BB, 2 SB).
- Hit .294 (20x68) in 18 games for the Peoria Javelinas in the Arizona Fall League.

**PERSONAL:** Christopher Armand Taylor...graduated from Cox (VA) High School in June 2009...named 2009 Virginia Class AAA State Player of the Year, two-time First-Team All-Beach District (2008, 2009), 2009 Beach District and East Region Player of the Year and 2009 Tidewater Player of the Year...played at University of Virginia (2010-2012)...named to watch list for Brooks Wallace Award (nation's top shortstop) in both 2011 & 2012.


**2012:** Began pro career in Everett...reached base safely via hit or walk in 31 of 37 games, including first 16 career games, June 15-30...recorded 14 multi-hit games, including a season-high 4 hits July 16 at Salem-Keizer (4x5, 2 R, 2 RBI)...season-high 7-game hitting streak July 16-22 (.452/14x31, 3 R, 2 2B, 3 RBI)...hit safely in 10 of 12 games after promotion to Clinton on July 24...placed on the disabled list for the remainder of the season with a right wrist contusion on Aug. 13.

## TAYLOR'S PLAYING RECORD

| YEAR            | CLUB        | AVG  | G   | AB  | R   | H   | TB  | 2B | 3B | HR | RBI | SH | SF | HB | BB  | SO  | SB | CS | SLG  | OBP  |
|-----------------|-------------|------|-----|-----|-----|-----|-----|----|----|----|-----|----|----|----|-----|-----|----|----|------|------|
| 2012            | Everett     | .328 | 37  | 137 | 26  | 45  | 65  | 12 | 1  | 2  | 18  | 0  | 2  | 5  | 21  | 18  | 13 | 5  | .474 | .430 |
|                 | Clinton     | .304 | 12  | 46  | 5   | 14  | 14  | 0  | 0  | 0  | 4   | 2  | 0  | 3  | 2   | 4   | 4  | 1  | .304 | .373 |
| 2013            | High Desert | .335 | 67  | 269 | 62  | 90  | 141 | 16 | 7  | 7  | 44  | 0  | 4  | 2  | 44  | 62  | 20 | 2  | .524 | .426 |
|                 | Jackson     | .293 | 67  | 256 | 46  | 75  | 98  | 12 | 4  | 1  | 16  | 1  | 1  | 2  | 40  | 55  | 18 | 3  | .383 | .391 |
| Minor Lg Totals |             | .316 | 183 | 708 | 139 | 224 | 318 | 40 | 12 | 10 | 82  | 3  | 7  | 12 | 107 | 139 | 55 | 11 | .449 | .411 |

## TAYLOR'S CAREER TRANSACTIONS

- Selected by Seattle in the 5th round of the 2012 June Draft...signed by Mariners scout Mike Moriarty.



## CHRIS YOUNG (53)

**POSITION:** Right-Handed Pitcher

**AGE:** 34, turns 35 May 25

**BORN:** 5-25-79 in Dallas, TX

**BATS:** Right    **THROWS:** Right    **HEIGHT:** 6-10    **WEIGHT:** 253

**ML SERVICE:** 7 years, 162 days

**CONTRACT STATUS:** Signed through 2014

**ACQUIRED:** Signed as a free agent on March 27, 2014

### 2013:

- Signed by Seattle as a free agent on March 27...released by the Washington Nationals (non-roster invitee) on March 25.
- Went 1-2 with a 6.81 ERA (28 ER, 37.0 IP) in 9 starts in the Nationals minor league system.
- Underwent right shoulder thoracic outlet decompression procedure on June 11, performed by Dr. Robert Thompson.

**PERSONAL:** Christopher Ryan Young... resides in La Jolla, Calif. with wife, Liz, and kids Catherine and Scott...

earned a B.A. in politics from Princeton...completed his studies in just four years despite playing two sports and being drafted by the Pirates...senior thesis at Princeton examined the impact of Jackie Robinson on racial stereotypes in the realm of media...majority of the thesis was written while riding the team bus for Hickory in the South Atlantic League...played both baseball and hoops (2 seasons) for Princeton...in 1999, was named Ivy League Rookie of the Year in both sports...averaged 13.6 points per game on the hardwood...blocked a Princeton single-season record 88 shots in 2nd season with the Tigers...spurned multiple overtures from various NBA teams and instead stuck with baseball...graduated from Highland Park (TX) High School, the same school as Dodgers LHP Clayton Kershaw and Detroit Lions quarterback Matthew Stafford...lettered in baseball and basketball at Highland Park...on the prep hardwood, tallied in excess of 1,000 career points, 500 rebounds and 200 blocked shots...named first-team All-State in both sports as a senior.

**CAREER:** Originally selected by Pittsburgh in the 3rd round of the 2000 June Draft...played in the Pirates (2001-02), Expos (2003), Rangers (2004-2005), Padres (2006-2010), Mets (2011-2012) and Nationals (2013) organizations...appeared in 159 Major League games, all as a starter with the Rangers, Padres and Mets...was an All-Star with the Padres in 2007...posted a winning record in 7 of 9 Major League seasons...last pitched in the Majors with the Mets in 2012 (20 starts)...listed at 6-foot-10, the only player taller in MLB history is Jon Rauch (6-foot-11)...former Mariners LHP Randy Johnson was also listed at 6-foot-10.

**2001:** Made his pro debut with Hickory in the Single-A South Atlantic League...struck out 72 batters in 74.1 innings...walked only 2.4 per 9.0 IP.

**2002:** Spent second season with Hickory, going 11-9 with a 3.12 ERA (50 ER, 144.2 IP) in 26 starts...ranked 14th in the SAL with 136 strikeouts.

**2003:** Traded to the Expos organization...began the season on the disabled list with mild triceps tendinitis...combined to go 9-6 with a 3.11 ERA in 23 starts for AA Harrisburg and A Brevard County.

**2004:** Made MLB debut with the Rangers with 7 late-season starts after being acquired late in Spring Training in a trade with the Expos...won 9 games in 23 combined starts for AA Frisco and AAA Oklahoma City...had contract selected by Texas on Aug. 24 and made Major League debut that night vs. Minnesota (no-decision, 3 runs in 5.2 innings)...became the first Princeton product to get the starting nod in an MLB contest in over 43 years (Washington's David Sisler, Aug. 27, 1961 vs. DET)...earned first win in 3rd start, Sept. 4 at Boston.

### YOUNG'S CAREER HIGHS

**MOST STRIKEOUTS:**

12 — 6/9/06 vs. FLA (with SD)

**LOW-HIT GAME:**

2 — 9/7/08 at MIL (with SD)

**LONGEST WINNING STREAK:**

6 — 8/7/05-4/17/06

**LONGEST LOSING STREAK:**

5 — 8/9/07-9/24/07

**MOST INNINGS PITCHED:**

9.0 — 9/7/08 at MIL (with SD)

## YOUNG (continued)

**2005:** Tied a Rangers rookie record with 12 wins (Edwin Correa in 1986 and Kevin Brown in 1989)...was the Rangers Opening Day starter...ranked 5th in the AL with a strikeout rate of 7.5 per 9.0 innings...8 of 12 wins came prior to the All-Star break...among qualifying rookie pitchers ranked 2nd in strikeouts (137), T3rd in wins (12), 4th in ERA (4.26) 5th in starts (31) and 5th in innings pitched (164.2).

**2006:** Joined the Padres organization after off-season trade from the Rangers (with Adrian Gonzalez)...went 11-5 with a 3.46 ERA (69 ER, 179.1 IP) in 31 starts for the NL West champions...paced the NL with a .206 batting average against and ranked 6th in ERA...went 6-0 and led MLB with a 2.41 ERA in 15 road starts...finished 3-0 with a 1.17 ERA in 5 starts and was named NL Pitcher of the Month for June...with 6.2 scoreless innings, securing the win in Game 3 of the NLDS, Oct. 7 vs. St. Louis.

**2007:** Struck out a career-high 167 batters and was named to the NL All-Star team (final vote)...led the Majors with a .192 opponent batting average (118x616)...also ranked among NL leaders in ERA (5th, 3.12) and strikeouts per 9.0 innings (T3rd, 8.7)...took the loss in the All-Star Game by allowing Ichiro Suzuki's 2-run inside-the-park home run in the 5th inning...loss on April 15 at Los Angeles (NL) ended MLB record-tying 25 consecutive road starts without a loss...on the DL July 29-Aug. 9 with a strained left oblique.

**2008:** Won 7 games and eclipsed the 100-inning plateau for the 4th straight season, but missed 77 games due to a pair of DL stints...received Padres Chairman's Award for contributions to the community...suffered nasal fracture and laceration upon being hit by an Albert Pujols line drive in the 3rd inning on May 21 at St. Louis...placed on the DL the next day and had successful surgery at Scripps Green Hospital on June 30 to correct a deviated septum and repair a nasal fracture...tossed first career complete game Sept. 7 at Milwaukee, allowing one run over 9.0 innings.

**2009:** Made 14 starts for San Diego, but missed the season's 2nd half with a strained right shoulder...placed on the 15-Day DL on June 19 (retroactive to June 15) before being transferred to the 60-Day DL on July 31...underwent arthroscopic surgery on his right shoulder on August 17; surgery performed by Dr. Heinz Hoenecke and Dr. Daniel Keefe at Scripps Clinic in Carmel Valley, Calif.

**2010:** Made just 4 starts in final season with the Padres due to a strained right shoulder...started San Diego's second game of the season April 6 at Arizona, allowing one hit in 6.0 scoreless innings to earn the win, but was placed on the DL on April 12...went 1-0, 1.29 ERA (2 ER, 14.0 IP) in 3 starts for the Padres in September...

**2011:** Went 1-0, 1.88 ERA in 4 starts in first season with the Mets, but season was cut short by season-ending right shoulder surgery to repair the anterior capsule...procedure was performed on May 16 by Dr. David Altchek at the Hospital for Special Surgery...in final start, May 1 at Philadelphia, tossed 7.0 scoreless innings and allowed just 2 hits, but did not garner a decision.

**2012:** Made 20 starts for the Mets, seeing his most MLB action since 2007 (115.0 innings)...went 4-9 with a 4.15 ERA (53 ER, 115.0 IP)...opened the season on the disabled list after signing late during spring training (March 26)...went 1-0 with a 2.35 ERA in four minor league starts before being called up to the Mets on June 5.

**POSTSEASON EXPERIENCE:** Picked up the win in his first postseason appearance, starting G#3 of the 2006 NLDS for the Padres at St. Louis...tossed 6.2 scoreless innings, allowing 4 hits, 2 walks and struck out 9 batters.

**AWARDS:** NL Pitcher of the Month: June 2006...All-Star: 2007 (NL).

## TALLEST MARINERS

**Young** and Randy Johnson are the tallest player in Mariners history standing at 6-foot-10:

| Player             | Height      | Position   |
|--------------------|-------------|------------|
| Randy Johnson      | 6'10        | LHP        |
| <b>Chris Young</b> | <b>6'10</b> | <b>RHP</b> |
| Doug Fister        | 6'8         | RHP        |
| Kameron Loe        | 6'8         | RHP        |
| Aaron Taylor       | 6'8         | RHP        |
| Richie Sexson      | 6'8         | 1B         |
| Jeff Nelson        | 6'8         | RHP        |
| Lee Guetterman     | 6'8         | LHP        |

## MLB GIANTS

**Young** is one of just six players (all pitchers) in MLB history to take the field at 6-foot-10 or taller...the only taller player than Young in MLB history is veteran reliever Jon Rauch (6-foot-11):

| Player             | Height      | Position   |
|--------------------|-------------|------------|
| Jon Rauch          | 6'11        | RHP        |
| Randy Johnson      | 6'10        | LHP        |
| Andrew Brackman    | 6'10        | RHP        |
| Andy Sisco         | 6'10        | LHP        |
| <b>Chris Young</b> | <b>6'10</b> | <b>RHP</b> |
| Eric Hillman       | 6'10        | LHP        |

YOUNG (continued)

**YOUNG's PLAYING RECORD**

| YEAR | CLUB            | W-L   | ERA   | G   | GS  | CG | SHO | SV | IP    | H   | R   | ER  | HR  | HB | BB  | SO  | WP | BK |
|------|-----------------|-------|-------|-----|-----|----|-----|----|-------|-----|-----|-----|-----|----|-----|-----|----|----|
| 2001 | Hickory         | 5-3   | 4.12  | 12  | 12  | 2  | 0   | 0  | 74.1  | 79  | 39  | 34  | 6   | 3  | 20  | 72  | 0  | 0  |
| 2002 | Hickory         | 11-9  | 3.11  | 26  | 26  | 1  | 0   | 0  | 144.2 | 127 | 57  | 50  | 11  | 4  | 34  | 136 | 3  | 1  |
| 2003 | Brevard County  | 5-2   | 1.62  | 8   | 8   | 0  | 0   | 0  | 50.0  | 26  | 9   | 9   | 3   | 1  | 5   | 39  | 0  | 0  |
|      | Harrisburg      | 4-4   | 4.01  | 15  | 15  | 0  | 0   | 0  | 83.0  | 83  | 39  | 37  | 9   | 5  | 22  | 64  | 5  | 2  |
| 2004 | Frisco          | 6-5   | 4.48  | 18  | 18  | 0  | 0   | 0  | 88.1  | 94  | 48  | 44  | 9   | 5  | 31  | 75  | 4  | 0  |
|      | Oklahoma        | 3-0   | 1.48  | 5   | 5   | 1  | 0   | 0  | 30.1  | 20  | 7   | 5   | 2   | 0  | 9   | 34  | 1  | 0  |
|      | TEXAS           | 3-2   | 4.71  | 7   | 7   | 0  | 0   | 0  | 36.1  | 36  | 21  | 19  | 7   | 2  | 10  | 27  | 1  | 0  |
| 2005 | TEXAS           | 12-7  | 4.26  | 31  | 31  | 0  | 0   | 0  | 164.2 | 162 | 84  | 78  | 19  | 7  | 45  | 137 | 3  | 0  |
| 2006 | SAN DIEGO       | 11-5  | 3.46  | 31  | 31  | 0  | 0   | 0  | 179.1 | 134 | 72  | 69  | 28  | 6  | 69  | 164 | 6  | 1  |
| 2007 | SAN DIEGO       | 9-8   | 3.12  | 30  | 30  | 0  | 0   | 0  | 173.0 | 118 | 66  | 60  | 10  | 7  | 72  | 167 | 7  | 4  |
| 2008 | SAN DIEGO       | 7-6   | 3.96  | 18  | 18  | 1  | 0   | 0  | 102.1 | 84  | 46  | 45  | 13  | 1  | 48  | 93  | 3  | 1  |
|      | Lake Elsinore # | 0-1   | 3.12  | 2   | 2   | 0  | 0   | 0  | 8.2   | 5   | 3   | 3   | 0   | 1  | 7   | 0   | 0  |    |
| 2009 | SAN DIEGO       | 4-6   | 5.21  | 14  | 14  | 0  | 0   | 0  | 76.0  | 70  | 47  | 44  | 12  | 2  | 40  | 50  | 1  | 0  |
| 2010 | SAN DIEGO       | 2-0   | 0.90  | 4   | 4   | 0  | 0   | 0  | 20.0  | 10  | 2   | 2   | 1   | 0  | 11  | 15  | 1  | 0  |
|      | San Antonio #   | 0-1   | 67.50 | 1   | 1   | 0  | 0   | 0  | 0.2   | 2   | 5   | 5   | 0   | 0  | 4   | 1   | 0  | 0  |
|      | Portland #      | 0-0   | 1.42  | 2   | 2   | 0  | 0   | 0  | 6.1   | 2   | 1   | 1   | 1   | 0  | 2   | 4   | 0  | 0  |
| 2011 | NEW YORK (NL)   | 1-0   | 1.88  | 4   | 4   | 0  | 0   | 0  | 24.0  | 12  | 5   | 5   | 3   | 1  | 11  | 22  | 0  | 0  |
| 2012 | St. Lucie #     | 1-0   | 3.18  | 3   | 3   | 0  | 0   | 0  | 17.0  | 17  | 6   | 6   | 1   | 1  | 2   | 7   | 1  | 1  |
|      | Buffalo #       | 0-0   | 0.00  | 1   | 1   | 0  | 0   | 0  | 6.0   | 2   | 0   | 0   | 0   | 0  | 3   | 2   | 0  | 0  |
|      | NEW YORK (NL)   | 4-9   | 4.15  | 20  | 20  | 0  | 0   | 0  | 115.0 | 119 | 58  | 53  | 16  | 2  | 36  | 80  | 3  | 0  |
| 2013 | Syracuse        | 1-2   | 7.88  | 7   | 7   | 0  | 0   | 0  | 32.0  | 50  | 31  | 28  | 9   | 0  | 14  | 16  | 1  | 0  |
|      | GCL Nationals   | 0-0   | 0.00  | 1   | 1   | 0  | 0   | 0  | 2.0   | 1   | 0   | 0   | 0   | 0  | 1   | 2   | 0  | 0  |
|      | Auburn          | 0-0   | 0.00  | 1   | 1   | 0  | 0   | 0  | 3.0   | 1   | 0   | 0   | 0   | 0  | 1   | 3   | 0  | 0  |
|      | Minor Lg Totals | 36-27 | 3.66  | 102 | 102 | 4  | 0   | 0  | 546.1 | 509 | 245 | 222 | 54  | 19 | 149 | 462 | 15 | 4  |
|      | AL Totals       | 15-9  | 4.34  | 38  | 38  | 0  | 0   | 0  | 201.0 | 198 | 105 | 97  | 26  | 9  | 55  | 164 | 4  | 0  |
|      | NL Totals       | 38-34 | 3.63  | 121 | 121 | 1  | 0   | 0  | 689.2 | 547 | 296 | 278 | 83  | 19 | 287 | 591 | 21 | 6  |
|      | ML Totals       | 53-43 | 3.79  | 159 | 159 | 1  | 0   | 0  | 890.2 | 745 | 401 | 375 | 109 | 28 | 342 | 755 | 25 | 6  |

2014 MARINERS

| BATTING       | AVG                                | AB  | R  | H  | TB | 2B | 3B | HR | RBI | SH | SF | HB | BB | SO | SB | CS | SLG  | OBP  |
|---------------|------------------------------------|-----|----|----|----|----|----|----|-----|----|----|----|----|----|----|----|------|------|
| Career        | .144                               | 201 | 10 | 29 | 40 | 6  | 1  | 1  | 14  | 27 | 1  | 1  | 10 | 81 | 0  | 0  | .199 | .188 |
| Last Hit      | - 9/23/12 vs. MIA                  |     |    |    |    |    |    |    |     |    |    |    |    |    |    |    |      |      |
| Last Home Run | - 9/20/08 at WAS (off John Lannan) |     |    |    |    |    |    |    |     |    |    |    |    |    |    |    |      |      |

**DIVISION SERIES**

| YEAR | CLUB, OPP  | W-L | ERA  | G | GS | CG | SHO | SV | IP  | H | R | ER | HR | HB | BB | SO | WP | BK |
|------|------------|-----|------|---|----|----|-----|----|-----|---|---|----|----|----|----|----|----|----|
| 2006 | SD vs. STL | 1-0 | 0.00 | 1 | 1  | 0  | 0   | 0  | 6.2 | 4 | 0 | 0  | 0  | 0  | 2  | 9  | 0  | 0  |

**ALL-STAR GAME**

| YEAR | CLUB, SITE        | W-L | ERA   | G | GS | CG | SHO | SV | IP  | H | R | ER | HR | HB | BB | SO | WP | BK |
|------|-------------------|-----|-------|---|----|----|-----|----|-----|---|---|----|----|----|----|----|----|----|
| 2007 | NL, San Francisco | 0-1 | 18.00 | 1 | 0  | 0  | 0   | 0  | 1.0 | 1 | 2 | 2  | 1  | 0  | 1  | 0  | 0  | 0  |

**YOUNG's CAREER TRANSACTIONS**

- Selected by Pittsburgh in the 3rd round of the 2000 June Draft.
- Acquired by Montreal with Jon Searles (rhp) for Matt Herges (rhp), Dec. 20, 2002.
- Acquired by Texas with Josh McKinley (inf/of) for Justin Echols (rhp) and Einar Diaz (c), April 3, 2004.
- Acquired by San Diego with Adrian Gonzalez (1b) and Termel Sledge (of) for Adam Eaton (rhp), Billy Kilman (c) and Akinori Otsuka (rhp), Jan. 6, 2006.
- On 15-day disabled list July 29-Aug. 9, 2007 with a strained left oblique.
- On 15-day disabled list May 22-July 29, 2008 with a fractured nose...included rehab assignment with A Lake Elsinore.
- On 15-day disabled list Aug. 14-Sept.1, 2008 with a strained right forearm.
- On 15-day and 60-day disabled list June 19, 2009-remainder of season with right shoulder inflammation.
- On 15-day and 60-day disabled list April 12-Sept. 18, 2010 with right shoulder inflammation...included rehab assignments with A Lake Elsinore (playoffs), AA San Antonio and AAA Portland.
- Signed by New York (NL) as a free agent, Jan. 20, 2011.
- Signed by New York (NL) as a minor league free agent, March 26, 2012.
- Signed by Washington as a minor league free agent, Feb. 21, 2013.
- Signed by Seattle as a free agent, March 27, 2014.