


MARINERS MINOR LEAGUE AFFILIATES TEAM RECAPS

	AAA TACOMA RAINIERS PACIFIC COAST LEAGUE	2014 RECORD: 74-70	STREAK: L1	AFFILIATE YEAR: 20th Year STADIUM: Cheney Stadium MANAGER: Roy Howell (1st year) PITCHING COACH: Jaime Navarro COACH: Cory Snyder TRAINERS: Tom Newberg PERFORMANCE COACH: Gabe Bourland
--	---	-------------------------------------	-----------------------------	---

TODAY'S GAME: END OF SEASON

Tacoma	5 runs, 8 hits, 0 errors
Fresno	9 runs, 7 hits, 0 errors

RECAP: CF **Xavier Avery** recorded 3 hits, while 1B **Ji-Man Choi**, 3B **Ty Kelly** and SS **Ketel Marte** each drove in 1 run for the Rainiers, but it wasn't enough as Tacoma wrapped up the 2014 season with a 5-9 loss to Fresno on Monday. **Avery** (3x5, R) recorded his 9th 3+ hit game of the season, while **Marte** (1x4, 2 R, RBI, BB), **Choi** (1x3, 2B, RBI, BB), RH **Julio Morban** (1x4, R), 2B **Gabriel Noriega** (1x4) and **John Hicks** (1x3, R) each recorded 1 of the Rainiers 8 hits. Starter **James Gillheeny** (4.0,3,1,1,0,4,HR) allowed 1 run (a solo HR in the 4th) on 3 hits over 4.0 innings, but did not factor into the decision. RH **Jordan Pries** (0,2,6,6,1,1,HR) recorded his 9th loss of the season, allowing 6 runs on 6 hits in only 0.2 innings in a 6-run 5th inning. RH **Blake Beavan** (2.1,3,2,2,0,1,HR) allowed 2 runs in the 7th inning, while RH **Logan Bawcom** (1.0,1,0,0,0,0) held the Grizzlies scoreless in the 8th.

OF NOTE: The Rainiers played their final game of the season on Monday and finished in third place in the PCL Pacific North Division. The Rainiers spent portions of April and May in first place and last led the division on May 11. Tacoma produced the club's 28th winning season in franchise history (since 1960). Of the 25 active players on the Rainiers Opening Day roster, a total of 13 finished the season on the team's active roster. And of those 13, only 3 remained active on the team's roster the full length of the season (Logan Kensing, Ty Kelly, Xavier Avery). Since being optioned to AAA Tacoma on Aug. 1, OF **Stefen Romero** is batting .390 (41x105) with 21 runs scored, 5 doubles, 2 triples, 9 home runs, 27 RBI, 7 walks and 1 stolen base in 25 games. Overall this season with Tacoma, he is batting .358 (54x151) with 26 runs scored, 7 doubles, 2 triples, 12 home runs, 36 RBI, 8 walks and 1 stolen base. 1B **Justin Smoak** has recorded a hit in 19 of his last 21 games with 9 multi-hit efforts, batting .446 (33x74) with 9 runs scored, 6 doubles, 1 home run, 18 RBI and 18 walks. Smoak has also reached base safely in his last 27 games dating back to July 31. The streak the 2nd-longest posted by a Rainiers player this season (Taylor 30 and Franklin 23). During this stretch he is batting .408 (40x99) with 13 runs scored, 8 doubles, 1 home run, 19 RBI, 20 walks and a .496 on-base percentage. Since May 28, RH **Carson Smith** is 1-2 with 8 saves and a 1.64 ERA (6 ER, 33.0 IP) in 28 relief appearances. During this stretch he has limited opponents to a .238 (29x122) average, while walking 9 and striking out 38. Overall this season, he is 1-3 with a team-high 10 saves (13 save ops) and a 2.93 ERA (14 ER, 43.0 IP) in 39 relief appearances.

RAINIERS AWARDS: DH/1B **Jesus Montero** (Player of the Year), RHP **Logan Kensing** (Pitcher of the Year) and SS **Gabriel Noriega** (Defensive Player of the Year) earned team awards from the Rainiers. Right-handed pitchers Forrest Snow and Logan Bawcom were named the recipients of the Rainiers Community Service Award.

MLB DEBUTS: A total of 6 Rainiers players earned their Major League debut with the Mariners this season. OF James Jones made his debut on April 18 at Miami and collected a hit in his only at-bat. SS **Chris Taylor** made his Major League debut on July 24 against Baltimore and notched a hit in his 2nd at-bat. RHP **Carson Smith** made his ML debut in relief Sept. 1 at Oakland, retiring the only batter faced. RHP **Dominic Leone** began the season on the Rainiers Opening Day roster, but never appeared in a game for Tacoma, as he was recalled on April 3. OF **Stefen Romero** and RHP **Roenis Elias** both began the season on Seattle's Opening Day roster, but have spent time on the Rainiers roster.

MONTERO NAMED PCL PLAYER OF THE MONTH FOR JULY: Minor League Baseball announced today that Tacoma Rainiers first baseman **Jesus Montero** has been named the Pacific Coast League Player of the Month for July. Montero, 24, led the PCL with 33 RBI and 72 total bases in 27 games with the Rainiers last month. He ranked second in the league in slugging percentage (.692) and extra-base hits (17), and third in total hits with 39. Montero turned in 12 multi-hit games over that stretch, including a season-high 5-for-5, six-RBI performance at Salt Lake on July 4. This season is Montero's third in the Mariners organization and second with the Rainiers. He was acquired by Seattle along with pitcher Hector Noesi as part of a trade that sent pitchers Michael Pineda and Jose Campos to the New York Yankees on January 20, 2012. Montero was originally signed by the Yankees as a non-drafted free agent in 2006.

COACHING STAFF: **Roy Howell** is the 29th manager in Tacoma franchise history. Howell is in his third season coaching in the Mariners organization after two seasons as the hitting coach at Class-A Advanced High Desert. His managerial resume includes 3 seasons at short-season Eugene (2003-05), 3 seasons with San Luis of the California Collegiate League (2007-10) and one season leading the field staff for the Road Warriors of the independent Atlantic League (2011). A former first-round selection by Texas in the 1972 draft, Howell logged time in the PCL as a player with Spokane (1974) and Portland (1985), as well as three seasons as a hitting coach with Portland (2000-02). Pitching coach **Jaime Navarro**, who is entering his 6th season with the Mariners organization, returns to the Rainiers after spending the last 3 seasons as the Mariners bullpen coach. **Cory Snyder**, who spent the last 3 seasons with Jackson, will serve as hitting coach. **Tom Newberg** return to Tacoma as part of the training staff, while **Gabe Bourland** will be the team's performance coach.



AA JACKSON GENERALS SOUTHERN LEAGUE

2014 RECORD:
63-76

STREAK:
W3

AFFILIATE YEAR: 8th Year
STADIUM: The Ballpark at Jackson
MANAGER: James Horner (1st year)
PITCHING COACH: Lance Painter
COACH: Mike Kinkade
TRAINER: B.J. Downie
PERFORMANCE COACH: Ryan White

TODAY'S GAME: END OF SEASON

Jackson 13 runs, 20 hits, 0 errors
Montgomery 6 runs, 13 hits, 1 error

RECAP: 3B **D.J. Peterson** hit 2 home runs and drove in 5 runs as the Generals erupted for 20 hits in a 13-6 win over Montgomery in the 2014 season finally. **Peterson** (4x6, 2 R, 2 HR, 5 RBI) recorded his 5th career-multi homer game, while tying his career-high with 5 RBI. He hit a 3-run blast with 0 out in the 7th inning and a 2- run home run with 0 out in the top of the 9th inning. 1B **Daniel Paolini** recorded 4 hits in back-to-back games and his 3rd 4-hit game since Aug. 9. DH **Jordy Lara** (3x5, 4 R, 3 2B, 3 RBI), SS **Tyler Smith** (2x5, 2 R, 2B, BB), 2B/CF **Patrick Brady** (2x5, 2 RBI) and C **Carlton Tanabe** (2x5, 2 RBI) each recorded multi-hit games for the Generals. Starter **Victor Sanchez** (5.0,10,5,5,2,3,HR) allowed 5 runs on 10 hits over 5.0 innings, but did not factor into the decision. RH **Moises Hernandez** (2.0,1,0,0,0,0) earned his 1st win of the season, allowing only 1 hit in 2.0 scoreless innings in relief. RH **Stephen Shackleford** (1.0,0,0,0,1,1) and RH **Maykol Guaipe** (1.0,2,1,1,0,1) combined to hold the Biscuits scoreless over the final 2.0 innings.

OF NOTE: Over 5 starts in August, LH **Tyler Olson** went 5-1 with a 1.18 ERA (5 ER, 38.0 IP). During this stretch he limited opponents to a .199 (28x141) average, while walking 7 and striking out 30. After going 3-5 with a 4.56 ERA (36 ER, 71.0 IP) over his first 13 AA starts, Olson went 7-2 with a 2.15 ERA (13 ER, 54.1 IP) over his final 9 starts. LH **Kyle Hunter** allowed only 1 run over his final 28.0 innings (0.32 ERA). During this stretch, since July 16, **Hunter** went 3-0, limited opponents to a .188 (18x96) average, while walking 6 and striking 13. INF **Daniel Paolini** hit safely in 12 of his last 19 games with 6 multi-hit efforts, batting .362 (25x69) with 16 runs scored, 8 doubles, 4 home runs, 8 RBI, 8 walks and 1 stolen base.

30 HR/100 RBI: INF **D.J. Peterson** wrapped up his sophomore season, batting .297 (147x495) with 83 runs scored, 31 doubles, 1 triple, 31 home runs, 111 RBI, 45 walks and 7 stolen bases combined in 123 games with Single-A High Desert and Double-A Jackson. **Peterson** is 1 of 5 minor league players this season to record at least 30 home runs, while driving in at least 100 runs, joining Kris Bryant-CHI (43 HR/110 RBI), Marquez Smith-CIN (38 HR/131 RBI), Steven Moya-DET (35 HR/105 RBI) and Joey Gallo-TEX (42 HR/106 RBI). Dating back to 1992, Peterson is 1 of only 3 Mariners farmhands to accomplish the feat and first since **Alex Liddi** hit 30 home runs and drove in 104 runs in 2011 with Triple-A Tacoma. 1B **Rich Poythress** hit 31 home runs and had 130 RBI in 2010 with Single-A High Desert.

100 RBI CLUB: Of the 11 minor league players this season to record at least 100 RBI this season, the Mariners currently have 3 players on the list. Seattle is the only franchise with 3 players with at least 100 RBI this season (Colorado has 2) and have 5 players that rank in the top 19. INF **D.J. Peterson** finished the season ranked 2nd in the minor league with 110 RBI, while INF **Jordy Lara** finished 6th with 104 RBI and INF/OF **Patrick Kivlehan** 7th with 103 RBI. OF **Gabby Guerrero** recorded 96 RBI this season ranked T15, while OF **Jabari Henry** is finished T19th in 2014 with 95 RBI.

LARA NAMED CALIFORNIA LEAGUE PLAYER OF THE MONTH FOR JULY: Minor League Baseball announced that INF **Jordy Lara** was named California League Player of the Month for July. Lara was promoted to Jackson from Seattle's California League affiliate the High Desert Mavericks on July 27th. Lara paced the California League with his .434 batting average as well as in extra-base hits (19), on-base percentage (.477) and slugging percentage (.808). His 43 hits, 80 total bases, and 9 home runs were all second best in the league, with his 27 RBIs being third. The first baseman was named the CAL player of the week twice in July and was promoted from the High Desert Mavericks to the Jackson Generals at the end of July.

LARA PROMOTED TO AA: INF **Jordy Lara** was promoted to AA Jackson on July 27. At the time of his promotion, **Lara** had a 17-game hit streak, batting .479 (34x71) with 21 runs scored, 8 doubles, 8 home runs, 24 RBI and 6 walks. He also hit safely in 24 of his final 26 games, batting .443 (47x107) with 27 runs scored, 11 doubles, 10 home runs, 29 RBI, 10 walks and 1 stolen base. Overall he hit .353 (141x399) with 77 runs scored, 26 doubles, 5 triples, 22 home runs, 80 RBI, 38 walks and 1 stolen base in 102 games with the Mavericks. As of July 28, Lara led the California League in hits (141) and total bases (243), while also ranking 2nd in average (.353), T2nd in RBI (80), 3rd in slugging percentage (.609), T3rd in home runs (22), runs (77) and extra-base hits, T4th in games (102), 6th in on-base percentage (.413) and 8th in doubles. Lara was named California League Player of the week three times: April 21-27, July 14-20 & July 21-27.

GENERALS PAY TRIBUTE TO THE LATE TONY GWYNN: The game of baseball not only lost one of its greatest players in June, but one of the best humanitarian's baseball has ever known. Tony Gwynn, 54, lost his battle with cancer on June 16, 2014 and to honor Gwynn and his entire family the Jackson Generals are wearing special #19 patches on their home pinstripe jerseys. Tony's Brother Chris, who played 10 seasons in the Major Leagues, is the Seattle Mariners' Director of Player Development and has been in his current role since 2012. The Generals began wearing the black patch with the white numeral 19 on July 10th (pictured on the jersey of Dario Pizzano). The lefty-swinging Gwynn, nicknamed Mr. Padre, had a career .338 batting average, won eight National League batting titles and played in the Padres' only two World Series. Gwynn collected 3,141 hits during a Hall of Fame career spanning 20 seasons, all of which spent with San Diego. The Jackson Generals are the Double-A affiliate of the Seattle Mariners and

2014 MIL RBI LEADERS:


RBI:

1. Marquez Smith (CIN)	131
2. D.J. Peterson (SEA)	111
3. Kris Bryant (CHI)	110
4. Joey Gallo (TEX)	106
5. Steven Moya (DET)	105
6. Jordy Lara (SEA)	104
7. Patrick Kivlehan (SEA)	103
8. Ryan McMahon (COL)	102
Correlle Prime (COL)	102
10. Carlos Asuaje (BOS)	101
11. Rudy Flores (ARI)	100
12. Mike Jacobs (ARI)	97
Matt Olson (OAK)	97
Corey Seager (LAD)	97
15. Gabby Guerrero (SEA)	96
Renato Nunez (OAK)	96
Christian Walker (BAL)	96
Brandon Drury (ARI)	95
19. Jabari Henry (SEA)	95
Fernando Perez (SD)	95
Viosergy Rosa	95



have been affiliated with Seattle since 2007.

COACHING STAFF: After managing High Desert in 2013, **James Horner** will take over as manager of the Mariners affiliate in the Southern League, the Jackson Generals. Horner enters his 8th season with the Mariners (2005-10, 2013-current), but second as manager since returning to the organization prior to last season. Pitching coach **Lance Painter** returns to Jackson after spending the 2013 season with the High Desert Mavericks. Painter enters his 9th season with the Mariners, including his 4th with Jackson (2010-12). Entering his 4th season with the Mariners organization, **Mike Kinkade** will serve as the Generals hitting coach. The rest of his staff will include athletic trainer **DJ Downie** and performance coach **Ryan White**.

	A HIGH DESERT MAVERICKS CALIFORNIA LEAGUE	2014 RECORD: 66-74	STREAK: L1	AFFILIATE YEAR: 8th Year STADIUM: Stater Bros Stadium MANAGER: Eddie Menchaca (1st year) PITCHING COACH: Andrew Lorraine COACH: Max Venable TRAINER: Tyler Moos PERFORMANCE COACH: Cory Ritter
--	--	-------------------------------	-----------------------	---


TODAY'S GAME: END OF SEASON

San Jose 12 runs, 13 hits, 0 errors
High Desert 3 runs, 7 hits, 3 errors

RECAP: 2B **Bryan Brito** hit a 3-run home runs in the 2nd inning to give the Mavericks an early 3-0 lead, but it wasn't enough as High Desert fell to San Jose 3-12 in Monday's season finale. **Brito** (2x4, R, HR, 3 RBI) led the team with 2 hits, whiel 1B **Zach Shank** (1x3, 2B, BB), SS **Tim Lopes** (1x3, BB), RF **Burt Reynolds** (1x3, BB), DH **Travis Witherspoon** (1x4, R) and 3B **Lonnie Kauppila** (1x4, R) each had 1 of the Mavericks 7 hits. Starter **Dylan Unsworth** (3.2,5,2,2,1,3,HR) allowed 2 runs on 5 hits over 3.2 innings, but did not factor into the decision. RH **Matt Anderson** (3.1,2,2,2,0,3,HR) recorded his 3rd loss, allowing 2 runs on 2 hits in 3.1 innings. RH **Min-Sih Chen** (0.2,4,5,4,2,0,2HR) and LH **Will Mathis** (1.1,2,3,0,2,5) combined to allow 8 runs (4 ER) over the final 2.0 innings in relief.

OF NOTE: OF **Gabby Guerrero** has hit safely in his final 6 games of the season, batting .345 (10x29) with 6 runs scored, 2 doubles, 1 triple, 1 home run, 5 RBI, 2 walks and 2 stolen bases. INF **Burt Reynolds** finished the season on a 6-game hitting streak, batting .500 (10x20) with 9 runs scored, 3 doubles, 2 home runs, 3 RBI and 2 walks. Since Aug. 22, INF **Zach Shank** has hit safely in 8 of his last 10 games, batting .325 (13x40) with 5 runs scored, 2 doubles, 2 triples, 3 RBI, 3 walks and 2 stolen bases. He has also hit safely in 16 of his final 20 games, batting .298 (25x84) with 17 runs scored, 4 doubles, 3 triples, 2 home runs, 11 RBI, 4 walks and 2 stolen bases. SS **Jack Reinheimer** ended the season on a 6-game hit streak, batting .520 (13x25) with 6 runs scored, 5 doubles, 1 triple, 7 RBI, 2 walks and 1 stolen base. Since being promoted to High Desert, **Reinheimer** hit .341 (29x85) with 15 runs scored, 5 doubles, 1 triple, 1 home run, 12 RBI, 4 walks and 4 stolen bases in 20 games. RH **Andrew Kittredge** averaged 12.19 strikeouts per 9.0 innings over 42 relief appearances with High Desert (112 SO/82.2 IP). Ovearall this season he struck out a career-high 117 batters in 89.2 innings combined between High Desert (112), Jackson (3) and Everett (2) in 45 appearances.

COACHING STAFF: The Mariners California League affiliate, the High Desert Mavericks, will be managed by **Eddie Menchaca**, who spent the previous 3 seasons with Clinton. He enters his 6th season in the Mariners organization, including 4 as manager. Menchaca has led his squad to the postseason in each of the last 4 seasons, accumulating a 238-243 (.495) record. Pitching coach **Andrew Lorraine** enters his 1st season with High Desert after spending the last 2 seasons with Clinton. Hitting coach **Max Venable** begins his 1st season as coach in the Mariners organization. Venable appeared parts of 12 seasons in the Major Leagues as an outfielder, including stints with the Giants (1979-83), the Expos (1984), the Reds (1985-87), and the Angels (1989-91). Overall he batted .241 (337x1397) with 176 runs scored, 57 doubles, 17 triples, 18 home runs and 128 RBI in 727 career games in the Major Leagues. His son, Will, is currently an outfielder with the San Diego Padres. **Tyler Moos** begins his 2nd season with Mavericks as trainer and first-year performance coach **Cory Ritter** round out the Mavericks staff.

	A CLINTON LUMBERKINGS MIDWEST LEAGUE	2014 RECORD: 61-77	STREAK: L1	AFFILIATE YEAR: 5th Year STADIUM: Ashford University Field MANAGER: Scott Steinmann (1st year) PITCHING COACH: Cibney Bello COACH: Brent Johnson TRAINER: Geoff Swanson PERFORMANCE COACH: Taylor Nakamura
--	---	-------------------------------	-----------------------	---


TODAY'S GAME: END OF SEASON

Cedar Rapids 3 runs, 6 hits, 1 error
Clinton 1 run, 3 hits, 2 errors

RECAP: The LumberKings were limited to only 3 hits as Clinton fell to Cedar Rapids 1-3 in the season finale on Monday night. 1B **Justin Seager** (1x3), 3B **Joe DeCarlo** (1x3) and 2B **Nelson Ward** (1x3, R, 3B) each recorded 1 of the team's 3 hits. C **Christian Carmichael** (0x3, RBI) drove in the LumberKings only run on a RBI groundout in the 5th inning. Starter **Carlos Misell** (3.0,6,3,3,2,4) recorded his 12th loss of the season, allowing 3 runs on 6 hits over 3.0 innings. RH **Kevin McCoy** (3.0,0,0,0,1,3) and RH **Aaron Brooks** (3.0,0,0,0,0,1) combined to hold the Kernels hitless over the final 6.0 innings.

OF NOTE: INF **Joe DeCarlo** hit safely in 20 of his last 24 games, batting .354 (28x79) with 10 runs scored, 8 doubles, 1 home run, 12 RBI and 8 walks. LH **Paul Fry** has not allowed a run over his last 10.2 innings in relief (8 G). Since July 12, Fry is 3-1 with 1 save and a 0.67 ERA (2 ER, 27.0 IP) over his last 18 relief appearances.

COACHING STAFF: Manager **Scott Steinmann** returns to lead the LumberKings after a four-year absence from the Midwest League. Steinmann was Clinton's manager in 2009 and led them to a 69-68 record. He was originally assigned to be the hitting coach with short-A Everett, but was promoted to Clinton after Chris Prieto was named the Mariners Quality Control Coach. Pitching Coach **Cibney Bello** and Hitting Coach **Brent Johnson** make their MWL coaching debuts after being teammates on the Wisconsin Timber Rattlers squad in 2005. Bello held the same title with AZL Mariners in 2013 and Johnson was the hitting coach in Pulaski. **Geoff Swanson** is the Athletic Trainer coming from Pulaski in 2013 and **Taylor Nakamura** is the performance specialist after being with Everett in 2013.

	SHORT-A EVERETT AQUASOX NORTHWEST LEAGUE	2014 RECORD: 28-48	STREAK: L1	AFFILIATE YEAR: 20th Year STADIUM: Everett Memorial Stadium MANAGER: Dave Valle (1st year) PITCHING COACH: Nasusel Cabrera COACH: Andy Bottin & Mike Davis TRAINER: Shane Zdebiak PERFORMANCE COACH: Michael Guarino
--	---	-------------------------------	-----------------------	---


TODAY'S GAME: END OF SEASON

Everett 4 runs, 9 hits, 5 errors
Tri-City 5 runs, 10 hits, 3 errors

RECAP: 2B **Andy Peterson** recorded 2 hits and drove in 2 runs, but it wasn't enough as Everett fell to Tri-City 4-5 on Monday. **Peterson** (2x5, R, 2 RBI), SS **Jordan Cowan** (2x4, 2B), and RF **Corey Simpson** (2x5, RBI) each recorded 2 of Everett's 9 hits. Starter **Luis Gohara** (3.2,5,2,1,1,8) allowed 2 runs (1 ER) on 5 hits over 3.2 innings, but did not factor into the decision. Relievers **Leoncio Munoz** (2.1,3,1,1,0,4), **Hawtin Buchanan** (1.0,0,0,0,2,1) and **Kody Kerski** (1.1,2,2,0,1,2) combined to allow 3 runs (1 ER) over the final 4.2 innings. **Kerski** recorded the loss after allowing 2 unearned runs.

OF NOTE: RH **Daniel Altavilla** went 5-1 with a 3.07 ERA (14 ER, 41.0 IP) in his last 7 starts, after going 0-2 with a 6.48 ERA (18 ER, 25.0 IP) in his first 7 career starts (6/17-7/19). LHP **Ryan Yarbrough** allowed only 12 hits and has allowed only 1 earned run (2 R) in his last 23.2 innings (7 GS). Overall with Everett he went 0-1 with a 1.40 ERA (6 ER, 338.2 IP), while walking 4 and striking out 53 in 12 games/10 starts.

COACHING STAFF: **Dave Valle** enters his first season in the Mariners Minor League organization at the helm of the Seattle's affiliate in the Northwest League, the Everett AquaSox. Prior to joining the AquaSox, he spent the last 16 seasons as part of the Mariners broadcast team, including also spending the last 5 seasons as an analyst on the MLB Network's MLB Tonight show. The former catcher spent 9 seasons behind the plate for the Mariners and 21 seasons in professional baseball after originally selected by the Mariners in the second round of the 1978 MLB Draft. **Valle** played for 4 teams in his 13-year Major League career, including the Mariners (1984-93), Boston (1994), Milwaukee (1994) and Texas (1995-96). He finished with a .237 lifetime batting average, 77 home runs and 350 RBI. **Nasusel Cabrera**, who also serves as the Latin American Pitching Coordinator, enters his first season with Everett after spending the last four seasons as pitching coach with Pulaski. **Andy Bottin** and **Mike Davis** will serve as coaches, while trainer **Shane Zdebiak** and performance coach **Michael Guarino**, each enters for their first season in the Mariners organization.

	ROOKIE PULASKI MARINERS APPALACHIAN LEAGUE	2014 RECORD: 36-30	STREAK: L2	AFFILIATE YEAR: 7th Year STADIUM: Calfee Park MANAGER: Rob Mummau (1st year) PITCHING COACH: Jason Blanton COACH: James Loften TRAINER: Matt Corvo PERFORMANCE COACH: Scott Burgett
--	---	-------------------------------	-----------------------	--

TODAY'S GAME: END OF SEASON

OF NOTE: OF **Arby Fields** hit safely in 13 of his last 16 games, batting .396 (21x53) with 11 runs scored, 3 doubles, 3 triples, 3 home runs, 7 RBI, 8 walks and 7 stolen bases. INF **Rafael Fernandez** hit safely in 10 of his last 11 games, batting .394 (13x33) with 9 runs scored, 1 double, 2 RBI, 3 walks and 2 stolen bases. INF **Tom Verdi** ended the season with a 7-game hit streak, batting .296 (8x27) with 6 runs scored, 2 RBI, 2 walks and 1 stolen base.

COACHING STAFF: After managing Everett in 2012 and 2013, **Rob Mummau** takes over as manager of the Mariners affiliate in the Appalachian League, the Pulaski Mariners. Mummau enters his 13th season with the Mariners, including fourth as a manager. He has led his squad to the postseason three times, accumulating a 162-125 (.564) record prior to 2014. Pitching coach **Jason Blanton** enters his first season with the Mariners after previously working as a pitching coach for USA Baseball on various events. Hitting coach **James Loften**, also in his first season in the organization, trainer **Matt Corvo** and performance coach **Scott Burgett** will round out the staff in Pulaski.



ROOKIE AZL MARINERS
ARIZONA LEAGUE

2014 RECORD:
31-22

STREAK:
L2

AFFILIATE YEAR: 21st Year
STADIUM: Everett Memorial Stadium
MANAGER: Darrin Garner (2nd year)
PITCHING COACH: Rich Dorman
COACH: Jose Umbria
TRAINER: Randy Roetter
PERFORMANCE COACH: Will Lindholm

TODAY'S GAME: END OF SEASON

OF NOTE: RH **Osmel Morales** went 4-0 with a 0.75 ERA (2 ER, 24.0 IP) over his final 6 games/3 starts of the regular season. During this stretch he limited opponents to a .173 (14x81) average, while walking 8 and striking out 36. He did not allow a run over a season-high 16.1 innings, from the 3rd inning on July 17-Aug. 13 RH **Ronald Dominguez** did not allowed a run over his last 16.2 innings in relief to end the season (6 G). During this stretch he was 4-0 with 1 save, while walking 4 and striking out 13. Overall this season he went 5-1 with 2 saves and a 0.43 ERA (2 ER, 42.1 IP) in 17 relief appearances. He has limited opponents to a .153 (21x137) average, while walking 11 and striking out 36. RH **Jose Santiago** went 4-1 with a 0.95 ERA (3 ER, 28.1 IP) in 5 starts in August. Overall with the AZL Mariners, Santiago went 5-1 with a 2.80 ERA (14 ER, 45.0 IP) in 9 games/8 starts.

COACHING STAFF: **Darrin Garner**, who enters his 18th season in the Mariners organization, returns for the 2nd season as manager of the Peoria Mariners in the Arizona League. **Jose Umbria** will serve as the team's hitting coach and **Rich Dorman** will be the team's pitching coach. **Randy Roetter** returns for his 13th season with the team as trainer and **Will Lindholm** is the Mariners performance coach.

MARINERS MINOR LEAGUE AWARDS:

ARIZONA FALL LEAGUE

The Arizona Fall League is set to begin its 22nd season on Tuesday, October 7. Regarded throughout professional baseball as the "finishing school" for top prospects since its inception in 1992, the 6-team league features top prospects from every organization in Major League Baseball. The league plays 3 games per day 6 days a week (Monday-Saturday) in 5 Cactus League stadiums. This year, the league adds the new Cubs Park in Mesa as a venue, joining returning sites Camelback Ranch-Glendale, Salt River Fields at Talking Stick, Scottsdale Stadium and Surprise Stadium (two teams).

The Major League affiliations for each AFL team are as follows: **Surprise Saguaros-Surprise Stadium (Mariners, Red Sox, Reds, Padres and Rangers)**; Glendale Desert Dogs-Camelback Ranch (Orioles, White Sox, Tigers, Dodgers, Brewers); Peoria Javelinas-Surprise Stadium (Braves, Indians, Royals, Cardinals, Rays); Mesa Solar Sox-Cubs Park (Cubs, Angels, Athletics, Blue Jays, Nationals); Salt River Rafter-Salt River Fields (Diamondbacks, Rockies, Astros, Marlins, Twins) and Scottsdale Scorpions-Scottsdale Stadium (Mets, Yankees, Phillies, Pirates, Giants).

AFL team is comprised of 5 major league organizations working cooperatively. Each organization is required to assign six of their most promising Major League prospects to the league. The roster includes right-handed pitchers **Matt Anderson**, **Matt Brazis** and **Stephen Landazuri**, catcher **John Hicks** and infielders **Patrick Kivlehan** and **D.J. Peterson**. **Kivlehan** was on the also a member of the Peoria Javelinas in 2013.

Current High Desert Pitching Coach **Andrew Lorraine** will serve as the Saguaros pitching coach, while AA Jackson trainer **B.J. Downie** will serve as the team's trainer.

MLB FUTURES ALL-STAR GAME

Seattle Mariners minor league infielder **D.J. Peterson** played for the U.S. squad, while outfielder **Gabby Guerrero** represented the World team in the 16th annual SiriusXM All-Star Futures Game on Sunday, July 13 at Target Field in Minneapolis as part of All-Star weekend. Peterson started at 1B and in the 6th position in the lineup, going 1-for-2 with a double. Guerrero hit 7th as the World team's starting DH, going 0-for-2 at the plate.

The Mariners have had 31 selections to the Futures Game since its first began in 1999. Six players on the current 25-man roster (+DL) played in the Futures Game in the past: **Robinson Cano** (2003-04), **Corey Hart** (2002), **Felix Hernandez** (2004), **Logan Morrison** (2010), **James Paxton** (2011) and **Michael Saunders** (2007). **Brad Miller** was selected to the 2013 U.S. Team, but was unable to play due to his promotion to the Major League squad. **Cano** (All-Star: 2006, 2010-13, Futures Game: 2003 & 2004), **Hart** (All-Star: 2008 & 2010, Futures Game: 2002) and **Hernandez** (All-Star: 2009, 2011-13; Futures Game: 2004) are each one of 115 players to have competed in both the SiriusXM All-Star Futures Game and the MLB All-Star Game.

PLAYERS/PITCHERS OF THE WEEK

Patrick Kivlehan , INF	High Desert – California League (April 14-20)
Jordy Lara , INF	High Desert – California League (April 21-27)
Cam Hobson , LHP	Jackson – Southern League (April 28-May 4)
Austin Wilson , OF	Clinton – Midwest League (April 28-May 4)
D.J. Peterson , INF	High Desert – California League (May 26-June 1)
Tyler Pike , LHP	High Desert – California League (May 26-June 1)
Brett Shankin , RHP	High Desert – California League (June 2-8)
Andrew Kittredge , RHP	High Desert – California League (June 9-15)
D.J. Peterson , INF	High Desert – California League (June 16-22)
Dylan Unsworth , RHP	High Desert – California League (June 16-22)
Taijuan Walker , RHP	Tacoma – PCL (June 23-29)
Daniel Missaki , RHP	Pulaski – Appalachian League (June 23-29)
Victor Sanchez , RHP	Jackson – Southern League (July 7-13)
Jordy Lara , INF	High Desert – California League (July 14-20)
Edwin Diaz , RHP	Clinton – Midwest League (July 14-20)
Jordy Lara , INF	High Desert – California League (July 21-27)
Ricardo Pereira , RHP	Pulaski – Appalachian League (July 28-Aug. 3)
Tyler O'Neill , OF	Clinton – Midwest League (Aug. 11-17)
Rohn Pierce , RHP	Pulaski – Appalachian League (Aug. 11-17)

MID-SEASON ALL-STAR SELECTIONS

Pacific Coast League (Tacoma):

SS **Chris Taylor** (Starter) (3x4, 2 2B)

3B **Gabriel Noriega** (Starter) (0x2)

INF **Nick Franklin** (1x4, R)

RHP **Logan Kensing** (Did not play)

Southern League (Jackson):

SS **Ketel Marte** (2x5)

RHP **Mayckol Guaipe** (1.0,1,0,0,0,1)

RHP **Stephen Kohlscheen** (Did not participate due to AAA promotion).

California League (High Desert):

OF **Gabriel Guerrero** (0x2)

Midwest League (Clinton):

C **Marcus Littlewood** (0x1, RBI, BB, SF)

SS **Jack Reinheimer** (0x2)

RHP **Edwin Diaz** (1.0,0,0,0,1,1)

RHP **Emilio Pagan** (0.2,0,0,0,0,1)

Northwest League (Everett):

C **Adam Martin** (0x2)

INF **Chris Mariscal** (0x2)

INF **Kyle Petty** (1x2)

OF **Austino Cousino** (0x2)

RHP **Kody Kerski** (1.0,0,0,0,1,2)

LHP **Cruz Pereira** (1.0,1,0,0,0,0)

POST-SEASON ALL-STAR SELECTIONS

Southern League (Jackson):

SS **Ketel Marte**

Utility **Patrick Kivlehan**

California League (High Desert):

OF **Jabari Henry**

DH **Jordy Lara**

Appalachia League (Pulaski):

1B **Carlton Tanabe**

OF **Estarlyn Morales**

OF **Arby Fields**

RHP **Trey Cochran-Gill**

Arizona League (AZL Mariners):

Relief RH **Ronald Dominguez**

MARINERS ORG. LEADERS:

Offensive Leaders

Average:

1. Jordy Lara	.337 (174x520)
2. Gabby Guerrero	.307 (165x538)
3. Ketel Marte	.304 (158x519)
4. Estarlyn Morales	.303 (63x208)
5. D.J. Peterson	.297 (147x495)
6. Patrick Kivlehan	.295 (153x519)
7. Arby Fields	.292 (62x212)
8. Jabari Henry	.291 (125x430)
9. Jesus Montero	.286 (104x364)
10. Tyler Smith	.284 (140x493)

Home Runs:

1. D.J. Peterson	31
2. Jabari Henry	30
3. Jordy Lara	26
4. Patrick Kivlehan	20
5. Jabari Blash	18
Gabby Guerrero	18

RBI:

1. D.J. Peterson	111
2. Jordy Lara	104
3. Patrick Kivlehan	103
4. Gabby Guerrero	96
5. Jabari Henry	95

Stolen Bases:

1. Aaron Barbosa	52
2. Jack Reinheimer	39
3. Xavier Avery	31
4. Ketel Marte	29
5. Leon Landry	25
Travis Witherspoon	25

Pitching Leaders

ERA:

1. Osmel Morales	2.20
2. Daniel Missaki	2.76
3. Jose Santiago	2.80
4. Edwin Diaz	3.33
5. Tyler Olson	3.46
6. Jordan Pries	3.52
7. Jeffeson Medina	3.91
8. Victor Sanchez	3.99
9. Dan Altavilla	4.36
10. Zach Littell	4.52

WINS:

1. Tyler Olson	12
2. Jordan Pries	10
3. Eddie Campbell	9
4. Andrew Carraway	8
Cam Hobson	8
Carlos Misell	8

SAVES:

1. Emilio Pagan	16
2. Trey Cochran-Gill	12
Michael Guaiepe	12
4. Todd Coffey	11
5. Carson Smith	10

STRIKEOUTS:

1. Tyler Olson	127
2. Jordan Pries	120
3. Dylan Unsworth	119
4. James Gillheeny	117
Andrew Kittredge	117

2014 SEATTLE MARINERS RECENT MINOR LEAGUE TRANSACTIONS:

8/29/14	INF Bryan Brito	Reinstated from the Disabled List.
	OF Jabari Henry	Placed on the Disabled List (High Desert).
8/27/14	RHP Erasmio Ramirez	Recalled to Seattle from Tacoma. Optioned to Tacoma from Seattle (post-game).
	LHP James Paxton	Optioned to Tacoma from Seattle.
	RHP Trevor Miller	Transferred to Tacoma from Jackson.
	RHP Andrew Carraway	Placed on the Temporarily Inactive List.
8/25/14	RHP Blake Hauser	Reinstated from High Desert Disabled List. Placed on the Voluntarily Retired List.
8/24/14	RHP Dylan Unsworth	Reinstated from the Disabled List (High Desert).
	LHP Jake Zokan	Placed on the Disabled List (High Desert).
	INF Martin Peguero	Reinstated from the Temporarily Inactive List.
8/23/14	OF Corey Hart	Placed on Rehab Assignment at Taqcoam.
8/22/14	OF Michael Saunders	Returned from Rehab Assignment at Tacoma.
8/20/14	OF Jamal Austin	Reinstated from the Restricted List. Transferred to High Desert from Jackson.
	INF Martin Peguero	Placed in the Temporarily Inactive List.
8/18/14	LHP Roenis Elias	Recalled to Seattle from Tacoma.
	C Steven Baron	Placed on the Disabled List (Jackson).
	C Tyler Marlette	Transferred to Jackson from High Desert.
	C Toby Demello	Placed on the Disabled List (High Desert).
	C Marcus Littlewood	Transferred to High Desert from Clinton.
	LHP Spencer Hermann	Transferred to Pulaski from High Desert.
	LHP Nick Valenza	Placed on the Disabled List (High Desert).
	INF Bryan Brito	Placed in the Disabled List (High Desert).
	LHP Jordan Shipers	Reinstated from the Disabled List (High Desert).
	RHP Brett Shankin	Reinstated from the Disabled List (High Desert).
	C Luke Guarnaccia	Transferred to Clinton from Everett.
8/17/14	OF James Jones	Optioned to Tacoma from Seattle (post-game).
	RHP Matt Palmer	Released from Minor League Player Contract.
	RHP Carson Smith	Reinstated from the Disabled List (Tacoma).
	OF Jabari Blash	Reinstated from the Tacoma Restricted List. Transferred to Jackson from Tacoma.
	C Arturo Nieto	Transferred to High Desert from Peoria.
8/16/14	OF Austin Wilson	Placed on the Disabled List (Clinton).
	OF Wilton Martinez	Transferred to Clinton from Everett.
8/15/14	INF Jesus Montero	Placed on the Disabled List (Tacoma).
	INF Gabriel Noriega	Reinstated from the Disabled List (Tacoma).
8/14/14	RHP Richard Vargas	Placed on the Disabled List (Jackson).
	RHP Rafael Pineda	Transferred to High Desert from Clinton.
	RHP Cruz Pereira	Transferred to Clinton from Everett.
	RHP Trey Cochran-Gill	Transferred to Everett from Pulaski.
8/12/14	RHP Dylan Unsworth	Placed on the Disabled List (High Desert).
	OF Chantz Mack	Transferred to High Desert from Clinton.
	OF Brett Thomas	Transferred to Clinton from Pulaski.
	RHP Michael Nittoli	Placed on the Disabled List (Everett).
	RHP Logan Seifrit	Transferred to Everett from Pulaski.
	LHP Nick Kiel	Transferred to Everett from AZL Mariners.
8/11/14	OF James Jones	Recalled to Seattle from Tacoma.
	INF Tyler Smith	Transferred to Jackson from High Desert.
	OF Guillermo Pimentel	Placed on the Disabled List (High Desert)
	INF Jack Reinheimer	Transferred to High Desert from Clinton.
	INF Nelson Ward	Transferred to Clinton from Everett.
8/10/14	RHP Erasmio Ramirez	Recalled to Seattle from Tacoma and optioned post-game.
	INF Ketel Marte	Transferred to Tacoma from Jackson.
8/9/13	LHP Lucas Luetge	Optioned to Tacoma from Seattle (post-game).
	C Carlton Tanabe	Transferred to Jackson from Pulaski.
8/8/14	LHP Lucas Luetge	Recalled to Seattle from Tacoma.
	RHP Carson Smith	Placed in the Disabled List (Tacoma).
	C Mike Dowd	Placed on the Disabled List (Jackson).
	RHP David Colvin	Reinstated from the Jackson Disabled List. Placed on the Voluntarily Retired List.
	RHP Matt Anderson	Reinstated from the Jackson Disabled List. Transferred to High Desert from Jackson.
	RHP Blake Hauser	Placed on the Disabled List (High Desert).
	LHP Lane Ratliff	Reinstated from the Pulaski Disabled List. Transferred to AZL Mariners from Pulaski.
	LHP Alexandre Roy	Reinstated from the Pulaski Disabled List. Transferred to AZL Mariners from Pulaski.
8/7/14	OF Michael Saunders	Placed on Rehab Assignment at Tacoma.
	LHP Roenis Elias	Optioned to Tacoma from Seattle (post-game)
	LHP Spencer Hermann	Transferred to High Desert from Pulaski.
8/6/14	RHP Brett Shankin	Placed on the Disabled List (High Desert).
8/5/14	INF Andy Peterson	Transferred to Everett from Clinton.
	OF Brett Thomas	Transferred to Pulaski from Clinton.
	INF Joe DeCarlo	Returned from Rehab Assignment at Everett. Reinstated from the Clinton Disabled List.
	OF Austin Wilson	Returned from Rehab Assignment at AZL Mariners. Reinstated from the Clinton Disabled List.
8/4/14	RHP Ricardo Pereira	Transferred to Clinton from Pulaski.
	OF Tyler O'Neill	Transferred to Clinton from Everett.
	OF Isaiah Yates	Transferred to Everett from Clinton.

MINOR LEAGUE TRANSACTIONS CONTINUED:

8/2/14	RHP Blake Beavan LHP James Paxton RHP Matt Palmer LHP Nick Hill	Recalled to Seattle from Tacoma (Not Report). Outright to Tacoma from Seattle. Returned from Rehab Assignment at Tacoma. Reinstated from the Seattle Disabled List. Reinstated from the Tacoma Disabled List. Returned from Rehab Assignment at AZL Mariners. Reinstated from the Jackson DL.
8/1/14	OF James Jones OF Stefen Romero INF Joe DeCarlo OF Tyler O'Neill LHP Joselito Cano	Optioned to Tacoma from Seattle. Optioned to Tacoma from Seattle. Transfer Rehab Assignment to Everett from AZL Mariners. Transferred to Everett from AZL Mariners. Signed a Minor League Player Contract. Assigned to the AZL Mariners roster.
7/31/14	INF Nick Franklin OF Abraham Almonte RHP Stephen Kohlscheen RHP Matt Anderson INF Joe DeCarlo OF Tyler O'Neill	Recalled to Seattle (Not Report). Outright trade to Tampa Bay (Durham-AAA). Recalled to Seattle from Tacoma. Outright trade to San Diego from Seattle. Outright trade to El Paso (San Diego-AAA) from Tacoma. Placed on the Disabled List (Jackson). Placed on Rehab Assignment at AZL Mariners. Reinstated from the Clinton Disabled List. Transferred to AZL Mariners from Clinton.
7/29/14	RHP Moises Hernandez OF Austin Wilson LHP Spencer Hermann	Reinstated from the Disabled List (Jackson). Placed on Rehab Assignment with AZL Mariners. Transferred to Pulaski from AZL Mariners.
7/28/14	LHP Nick Hill OF Guillermo Pimentel LHP Jake Zokan RHP Miguel Sanchez RHP Ulises Perez	Placed on Rehab Assignment at AZL Mariners. Returned from Rehab Assignment at AZL Mariners. Reinstated from the High Desert DL. Returned from Rehab Assignment at AZL Mariners. Reinstated from the High Desert DL. Transferred to AZL Mariners from DSL Mariners. Transferred to AZL Mariners from VSL Mariners.
7/27/14	INF Gabriel Noriega OF Julio Morban RHP Logan Bawcom INF Jordy Lara	Placed on the Disabled List (Tacoma). Transferred to Tacoma from Jackson. Returned from Rehab Assignment at Everett. Reinstated from the Tacoma Disabled List. Transferred to Jackson from High Desert.
7/26/14	RHP Matt Palmer RHP David Colvin RHP Jochi Ogando	Placed on the Disabled List (Tacoma). Placed on the Disabled List (Jackson). Reinstated from the High Desert Disabled List.
7/25/14	RHP Blake Beavan	Returned from Rehab Assignment at Tacoma. Reinstated from the Seattle Disabled List. Optioned from Seattle to Tacoma.
7/24/14	INF Jesus Montero INF Chris Taylor INF Nate Tenbrink RHP Stephen Pryor RHP Stephen Shackleford (Jackson) INF Patrick Brady INF Lonnie Kauppila INF Andrew Peterson RHP Adderlin De La Cruz (Everett) RHP Brett Ash OF Guillermo Pimentel	Recalled to Seattle from Tacoma. Selected to Seattle from Tacoma. Returned from Rehab Assignment at Everett. Reinstated from the Tacoma Disabled List. Recalled to Seattle from Tacoma. Outright trade to Minnesota (in exchange for Morales). Reinstated from the Disabled List. Transferred to Jackson from High Desert. Transferred to High Desert from Clinton. Transferred to Clinton from AZL Mariners. Placed on the Disabled List. Transferred to Everett from AZL Mariners. Placed on Rehab Assignment at AZL Mariners.
7/23/14	RHP Taijuan Walker RHP Tyler Herb	Recalled to Seattle from Tacoma. Optioned to Tacoma (Post-Game). Transferred to Clinton from High Desert.
7/22/14	RHP Erasmus Ramirez LHP James Paxton RHP Logan Bawcom RHP Moises Hernandez (Jackson) INF Jack Marder (Jackson) LHP Nick Valenza INF Nate Tenbrink	Recalled to Seattle from Tacoma. Optioned to Tacoma (Post-Game). Transferred Rehab Assignment to Tacoma. Placed on Rehab Assignment at Everett. Placed on the Disabled List. Placed on the Disabled List. Transferred to High Desert from Clinton. Transferred Rehab Assignment to Everett.
7/21/14	INF Justin Smoak RHP David Holman (High Desert)	Optioned to Tacoma from Seattle. Placed on the Disabled List.
7/20/14	LHP Jordan Shipers (High Desert)	Placed on the Disabled List.
7/18/14	OF Guillermo Pimentel	Returned from Rehab Assignment at AZL Mariners.
7/17/14	OF Stefen Romero LHP James Paxton RHP Blake Beavan INF Tom Verdi C James Alfonso	Recalled to Seattle from Tacoma. Placed on Rehab Assignment at Everett. Transferred Rehab Assignment to Tacoma. Transferred to Pulaski from AZL Mariners. Transferred to Everett from AZL Mariners.
7/16/14	LHP Lucas Luetge LHP Ryan Horstman	Optioned to Tacoma from Seattle. Returned from Rehab Assignment at AZL Mariners.
7/14/14	OF Corey Simpson INF D.J. Peterson RHP Andrew Kittredge RHP Tommy Burns RHP Ramon Morla (AZL Mariners) RHP Marvin Gorgas (AZL Mariners) INF Alexy Palma OF Jose Leal LHP Jake Zokan LHP Nick Kiel RHP Logan Seifrit	Transferred to Everett from Tacoma. Reinstated from the Temporarily Inactive List (Participated in the Futures Game). Transferred to High Desert from Everett. Placed on the Disabled List. Placed on the Disabled List. Placed on the Disabled List. Transferred to AZL Mariners from Pulaski. Transferred to Pulaski from AZL Mariners. Transferred Rehab Assignment to AZL Mariners. Transferred Rehab Assignment to AZL Mariners. Transferred Rehab Assignment to AZL Mariners.

2014 SEATTLE MARINERS MLB DRAFT RESULTS:

RD	PLAYER	POS	B-T	HT	WT	AGE	SCHOOL	HOMETOWN
1	Alex Jackson	OF	R-R	6-2	215	18	Rancho Bernardo HS	Escondido, CA
2b	Gareth Morgan	OF	R-R	6-4	220	18	Blyth Academy	Toronto, ONT, Canada
3	Austin Cousino	OF	L-L	5-10	185	21	University of Kentucky	Dublin, OH
4	Ryan Yarbrough	LHP	L-L	6-6	210	22	Old Dominion University	Lakeland, FL
5	Dan Altavilla	RHP	R-R	5-11	200	21	Mercyhurst College	Greenock, PA
6	Lane Ratliff	LHP	L-L	6-3	185	19	Jones County Junior College	Purvis, MS
7	Taylor Byrd	LHP	L-L	6-2	175	21	Nicholls State University	Petal, MS
8	Kody Kerski	RHP	R-R	5-10	185	22	Sacred Heart University	Waterbury, CT
9	Peter Miller	RHP	R-R	6-1	200	22	Florida State University	Lutz, FL
10	Adam Martin	C	R-R	6-2	230	22	Western Carolina University	Marietta, GA
11	Jeremiah Muhammad	RHP	R-R	6-2	195	19	Coral Springs Christian Academy	Corals Springs, FL
12	Nelson Ward	SS	L-R	5-11	175	21	University of Georgia	Marietta, GA
13	Marvin Gorgas	RHP	R-R	5-9	185	18	East Hampton High School	East Hampton, CT
14	Chris Mariscal	SS	R-R	5-10	180	21	Fresno State	Fresno, CA
15	Lukas Schiraldi	RHP	R-R	6-6	210	20	University of Texas	Austin, TX
16	Wayne Taylor	C	L-R	6-1	205	21	Stanford University	Houston, TX
17	Trey Cochran-Gill	RHP	R-R	5-10	190	21	Auburn University	Tallassee, AL
18	Nick Kiel	LHP	R-L	5-11	205	21	Bellevue College	Everett, WA
19	Rohn Pierce	RHP	R-R	6-3	210	21	Canisius College	Lockport, NY
20	Hawtin Buchanan	RHP	L-R	6-8	245	21	Ole Miss	Biloxi, MS
21	Jay Baum	SS	R-R	6-0	195	21	Clemson University	Alpharetta, GA
22	Jarrett Brown	LHP	R-L	6-2	190	21	University of Georgia	Conyers, GA
23	Pat Peterson	LHP	R-L	6-3	190	21	North Carolina State	Bear, DE
24	Sheehan Planas-Arteaga	1B	L-R	6-2	195	21	Barry University	Miami, FL
25	Vinny Nittoli	RHP	R-R	6-1	210	23	Xavier University	Gibsonia, PA
26	Taylor Smart	SS	R-R	5-10	175	22	University of Tennessee	Maple Valley, WA
27	Andy Peterson	2B	R-R	5-10	178	22	Oregon State University	La Palma, CA
28	Dominic Blanco	C	L-R	6-2	215	18	Gulf Coast High School	Naples, FL
29	Tyler Herb	RHP	R-R	6-4	190	22	Coast Carolina University	Lykens, PA
30	James Alfonso	C	R-R	5-10	195	22	University of Hartford	Raynham, MA
31	DeAires Moses	CF	L-L	5-9	160	18	East Nashville Magnet School	Goodlettsville, TN
32	Chase Nyman	2B	L-R	5-11	170	20	East Mississippi Community College	Pascagoula, MS
33	Tom Verdi	SS	R-R	6-2	185	22	University of Connecticut	Warwick, RI
34	Andrew Summerville	LHP	L-L	6-3	195	18	Lakeside High School	Seattle, WA
35	Chris McGrath	LHP	R-L	6-3	198	18	Marist School	Atlanta, GA
36	Spencer Hermann	LHP	L-L	6-4	235	20	Fisher College	Jacksonville, FL
37	Sam Lindquist	RHP	R-R	6-6	255	22	Stanford University	Mercer Island, WA
38	Taylor Zeutenhorst	OF	L-R	6-5	228	22	University of Iowa	Sheldon, IA
39	Kavin Keyes	3B	S-R	5-11	195	22	Oregon State University	Sandy, UT
40	Scott Manea	C	R-R	5-11	205	18	St. Johns High School	Shrewsbury, MA

2b = Competitive Balance B Pick (end of 2nd round)

Bold = Signed (36 of 40 selections)



Fresno Grizzlies (68-76) 9, Tacoma Rainiers (74-70) 5
September 1, 2014

	1	2	3	4	5	6	7	8	9	R	H	E
Tacoma	0	0	3	0	0	0	0	2	0	5	8	0
Fresno	0	0	0	1	6	0	2	0	x	9	13	2

Tacoma	AB	R	H	RBI	BB	SO	LOB	AVG	Fresno	AB	R	H	RBI	BB	SO	LOB	AVG
Avery, CF	5	1	3	0	0	0	0	.275	Brown, G, CF	5	2	3	2	0	0	2	.271
Marte, K, SS	4	2	1	1	1	0	2	.313	Ford, D, LF	4	1	1	1	0	1	1	.283
Morban, RF	4	1	1	0	0	1	2	.242	Minicozzi, 1B	3	2	1	0	1	1	0	.298
Choi, J, 1B	3	0	1	1	1	2	1	.283	Duvall, 3B	4	1	2	3	0	0	1	.298
Kelly, T, 3B	3	0	0	1	1	2	1	.263	Parker, J, RF	4	1	2	2	0	0	1	.278
Tenbrink, DH	3	0	0	0	1	1	3	.237	Hicks, 2B	4	1	1	0	0	2	1	.218
Noriega, 2B	4	0	1	0	0	2	2	.281	Colvin, DH	4	0	0	0	0	2	1	.227
Bonilla, LF	4	0	0	0	0	1	1	.234	Noonan, SS	4	0	1	0	0	0	1	.237
Hicks, C	3	1	1	0	0	0	0	.277	Brown, T, C	4	1	2	1	0	0	1	.319
Taylor, C	1	0	0	0	0	1	0	.000	Heston, P	0	0	0	0	0	0	0	.129
Gillheeneey, P	0	0	0	0	0	0	0	.000	Bochy, P	0	0	0	0	0	0	0	.000
Pries, P	0	0	0	0	0	0	0	.000	Reifer, P	0	0	0	0	0	0	0	.000
Beavan, P	0	0	0	0	0	0	0	.000	Totals	36	9	13	9	1	6	9	.270
Bawcom, P	0	0	0	0	0	0	0	.000									
Totals	34	5	8	3	4	10	12	.281									

BATTING

2B: Choi, J (7, Heston).

TB: Noriega; Hicks; Choi, J 2; Marte, K; Avery 3; Morban.

RBI: Marte, K (9), Choi, J (30), Kelly, T (80).

Runners left in scoring position, 2 out: Choi, J; Tenbrink; Noriega.

GIDP: Tenbrink.

Team RISP: 2-for-9.

Team LOB: 6.

BASERUNNING

SB: Marte, K (6, 2nd base off Heston/Brown, T).

FIELDING

Pickoffs: Gillheeneey (Brown, G at 2nd base).

BATTING

2B: Brown, G (24, Gillheeneey), Hicks (11, Pries), Noonan (16, Bawcom).

3B: Brown, G (6, Pries).

HR: Brown, G (10, 4th inning off Gillheeneey, 0 on, 0 out), Duvall (27, 5th inning off Pries, 2 on, 2 out), Parker, J (3, 7th inning off Beavan, 1 on, 2 out).

TB: Ford, D; Parker, J 5; Brown, G 9; Brown, T 2; Minicozzi; Duvall 5; Hicks 2; Noonan 2.

RBI: Brown, G 2 (53), Brown, T (13), Ford, D (27), Duvall 3 (90), Parker, J 2 (10).

2-out RBI: Brown, T; Brown, G; Ford, D; Duvall 3; Parker, J 2.

Runners left in scoring position, 2 out: Brown, G.

Team RISP: 3-for-8.

Team LOB: 4.

BASERUNNING

SB: Ford, D (35, 2nd base off Pries/Hicks).

CS: Brown, G (20, 3rd base by Gillheeneey/Hicks).

PO: Brown, G (2nd base by Gillheeneey).

FIELDING

E: Heston (7, throw), Noonan (16, missed catch).

DP: (Noonan-Minicozzi).

Tacoma	IP	H	R	ER	BB	SO	HR	ERA	Fresno	IP	H	R	ER	BB	SO	HR	ERA
Gillheeneey	4.0	3	1	1	0	4	1	5.62	Heston (W, 12-9)	7.0	6	3	3	1	9	0	3.38
Pries (L, 9-8)	0.2	6	6	6	1	1	1	4.06	Bochy	1.0	1	2	2	3	0	0	3.83
Beavan	2.1	3	2	2	0	1	1	3.69	Reifer	1.0	1	0	0	0	1	0	6.11
Bawcom	1.0	1	0	0	0	0	0	4.93	Totals	9.0	8	5	5	4	10	0	4.38
Totals	8.0	13	9	9	1	6	3	4.63									

Pitches-strikes: Gillheeneey 61-40, Pries 29-18, Beavan 35-24, Bawcom 13-9, Heston 84-62, Bochy 28-12, Reifer 11-9.

Groundouts-flyouts: Gillheeneey 2-3, Pries 1-0, Beavan 1-2, Bawcom 2-0, Heston 6-2, Bochy 2-0, Reifer 1-1.

Batters faced: Gillheeneey 14, Pries 9, Beavan 10, Bawcom 4, Heston 28, Bochy 6, Reifer 4.

Inherited runners-scored: Beavan 1-0.

Umpires: HP: Brian Reilly. 1B: Alex Ortiz. 3B: Jordan Ferrell.

Weather: 90 degrees, sunny.

Wind: 5 mph, Out to RF.

T: 2:37.

Att: 8,161.

Venue: Chukchansi Park.

September 1, 2014

Jackson Generals (63-76) 13, Montgomery Biscuits (66-74) 6
September 1, 2014

	1	2	3	4	5	6	7	8	9	R	H	E
Jackson	0	1	0	0	0	1	5	4	2	13	20	0
Montgomery	0	4	1	0	0	0	0	0	1	6	13	1

Jackson	AB	R	H	RBI	BB	SO	LOB	AVG	Montgomery	AB	R	H	RBI	BB	SO	LOB	AVG
Smith, T, SS	5	2	2	0	1	0	4	.271	Carter, CF	5	0	0	0	0	0	2	.241
Paolini, 1B	6	3	4	0	0	1	1	.268	Hager, SS	5	0	2	1	0	1	0	.271
Peterson, D, 3B	6	2	4	5	0	1	3	.261	Motter, RF	5	1	2	0	0	0	3	.274
Kivlehan, CF	1	0	1	0	0	0	0	.300	Shaffer, DH	4	1	2	1	1	1	1	.222
Hebert, 2B	4	1	1	0	1	1	3	.177	Seitzer, 1B	5	1	1	1	0	0	3	.242
Blash, RF	6	1	0	0	0	3	7	.236	O'Conner, C	4	2	3	2	0	1	0	.263
Lara, J, DH	5	4	3	1	0	0	1	.286	Malm, LF	3	1	1	0	1	0	1	.258
Pizzano, LF	4	0	1	3	2	0	2	.228	Guevara, 3B	3	0	2	1	1	1	0	.216
Brady, 2B-CF	5	0	2	2	0	1	2	.248	Reginatto, 2B	4	0	0	0	0	1	5	.130
Tanabe, C	5	0	2	2	0	1	3	.222	Mateo, V, P	0	0	0	0	0	0	0	.000
Sanchez, V, P	0	0	0	0	0	0	0	.000	Lara, B, P	0	0	0	0	0	0	0	.000
Hernandez, M, P	0	0	0	0	0	0	0	.000	Brandt, P	0	0	0	0	0	0	0	.000
Shackleford, P	0	0	0	0	0	0	0	.000	Garrido, P	0	0	0	0	0	0	0	.000
Guaiepe, P	0	0	0	0	0	0	0	.000	Totals	38	6	13	6	3	5	15	.246
Totals	47	13	20	13	4	8	26	.261									

BATTING

2B: Smith, T (3, Mateo, V), Lara, J 3 (14, Mateo, V, Mateo, V, Mateo, V), Paolini 2 (34, Mateo, V, Garrido).

HR: Peterson, D 2 (13, 7th inning off Mateo, V, 2 on, 0 out; 9th inning off Garrido, 1 on, 0 out).

TB: Peterson, D 10; Pizzano; Kivlehan; Tanabe 2; Paolini 6; Lara, J 6; Smith, T 3; Brady 2; Hebert.

RBI: Tanabe 2 (4), Brady 2 (17), Peterson, D 5 (38), Pizzano 3 (55), Lara, J (24).

2-out RBI: Tanabe 2; Lara, J; Pizzano; Brady.

Runners left in scoring position, 2 out: Blash; Hebert;

Tanabe; Smith, T 2.

GIDP: Tanabe.

Team RISP: 8-for-20.

Team LOB: 12.

FIELDING

DP: 2 (Hebert-Smith, T-Paolini, Peterson, D-Hebert-Paolini).

BATTING

2B: Seitzer (27, Sanchez, V), Motter (19, Guaiepe), Shaffer (28, Guaiepe).

HR: O'Conner (2, 2nd inning off Sanchez, V, 1 on, 0 out).

TB: Hager 2; O'Conner 6; Seitzer 2; Guevara 2; Shaffer 3;

Malm; Motter 3.

RBI: Seitzer (65), O'Conner 2 (3), Hager (47), Guevara (11), Shaffer (64).

2-out RBI: Hager; Guevara; Shaffer.

Runners left in scoring position, 2 out: Motter; Reginatto; Seitzer 2.

GIDP: Malm, Shaffer.

Team RISP: 4-for-10.

Team LOB: 8.

FIELDING

E: Guevara (7, fielding).

DP: (Guevara-Seitzer).

Jackson	IP	H	R	ER	BB	SO	HR	ERA	Montgomery	IP	H	R	ER	BB	SO	HR	ERA
Sanchez, V	5.0	10	5	5	2	3	1	4.19	Mateo, V (L, 12-11)	6.1	14	7	6	1	3	1	3.90
Hernandez, M (W, 1-8)	2.0	1	0	0	0	0	0	5.93	Lara, B	0.2	0	0	0	0	2	0	5.01
Shackleford	1.0	0	0	0	1	1	0	3.11	Brandt	0.2	1	4	4	3	2	0	7.20
Guaiepe	1.0	2	1	1	0	1	0	2.89	Garrido	1.1	5	2	2	0	1	1	3.41
Totals	9.0	13	6	6	3	5	1	4.15	Totals	9.0	20	13	12	4	8	2	3.99

WP: Mateo, V, Garrido.

HBP: Lara, J (by Brandt).

Pitches-strikes: Sanchez, V 99-61, Hernandez, M 28-19, Shackleford 12-7, Guaiepe 20-14, Mateo, V 95-70, Lara, B 10-8, Brandt 37-18, Garrido 32-20.

Groundouts-flyouts: Sanchez, V 3-7, Hernandez, M 2-2, Shackleford 0-0, Guaiepe 1-1, Mateo, V 6-7, Lara, B 0-0, Brandt 0-0, Garrido 1-1.

Batters faced: Sanchez, V 26, Hernandez, M 6, Shackleford 4, Guaiepe 5, Mateo, V 34, Lara, B 2, Brandt 7, Garrido 9.

Inherited runners-scored: Lara, B 1-0, Garrido 3-2.

Umpires: HP: Shane Livensparger. 1B: John Bostwick. 3B: James Rackley.

Weather: 90 degrees, partly cloudy.

Wind: 5 mph, Out to LF.

T: 3:02.

Att: 2,197.

Venue: Montgomery Riverwalk Stadium.

September 1, 2014

San Jose Giants (73-67) 12, High Desert Mavericks (66-74) 3
September 1, 2014

	1	2	3	4	5	6	7	8	9	R	H	E
San Jose	0	0	0	2	0	0	2	8	0	12	13	0
High Desert	0	3	0	0	0	0	0	0	0	3	7	3

San Jose	AB	R	H	RBI	BB	SO	LOB	AVG	High Desert	AB	R	H	RBI	BB	SO	LOB	AVG
Payne, DH	6	2	2	3	0	2	1	.256	Austin, CF	4	0	0	0	0	1	1	.346
Bednar, 3B	5	1	0	0	0	1	1	.241	Shank, 1B	3	0	1	0	1	1	1	.260
Lollis, CF	4	3	3	2	1	0	1	.275	Lopes, SS	3	0	1	0	1	0	0	.238
Ragira, 1B	4	2	2	2	1	1	1	.260	Reynolds, B, RF	3	0	1	0	1	1	2	.257
Horan, LF	5	1	2	1	0	2	1	.321	Mack, LF	4	0	0	0	0	2	4	.222
Turner, C	5	1	2	1	0	1	2	.298	Witherspoon, DH	4	1	1	0	0	0	0	.252
Jones, C, RF	4	0	0	0	1	1	1	.256	Kauppila, 3B	4	1	1	0	0	0	0	.308
Mende, 2B	4	1	2	0	1	0	2	.175	Brito, B, 2B	4	1	2	3	0	2	0	.244
Villegas, SS	4	1	0	0	1	3	2	.205	Blanco, C	2	0	0	0	1	2	0	.000
Lujan, P	0	0	0	0	0	0	0	.000	Unsworth, P	0	0	0	0	0	0	0	.000
Black, P	0	0	0	0	0	0	0	.000	Anderson, P	0	0	0	0	0	0	0	.000
Soptic, P	0	0	0	0	0	0	0	.000	Chen, M, P	0	0	0	0	0	0	0	.000
Totals	41	12	13	9	5	11	12	.267	Mathis, P	0	0	0	0	0	0	0	.000
									Totals	31	3	7	3	4	9	8	.281

BATTING

2B: Lollis (3, Unsworth), Payne (19, Mathis).

3B: Mende (2, Anderson).

HR: Lollis (3, 4th inning off Unsworth, 0 on, 1 out), Payne (5, 7th inning off Anderson, 1 on, 2 out), Ragira (20, 8th inning off Chen, M, 1 on, 0 out), Horan (10, 8th inning off Chen, M, 0 on, 0 out).

TB: Lollis 7; Turner 2; Mende 4; Payne 6; Ragira 5; Horan 5.

RBI: Lollis 2 (11), Turner (40), Payne 3 (32), Ragira 2 (82), Horan (27).

2-out RBI: Payne 3; Lollis.

Runners left in scoring position, 2 out: Ragira; Mende;

Bednar; Turner.

Team RISP: 4-for-10.

Team LOB: 7.

FIELDING

DP: 2 (Villegas-Mende, Mende-Villegas-Ragira).

BATTING

2B: Shank (9, Lujan).

HR: Brito, B (2, 2nd inning off Lujan, 2 on, 0 out).

TB: Kauppila; Witherspoon; Shank 2; Brito, B 5; Lopes; Reynolds, B.

RBI: Brito, B 3 (12).

Runners left in scoring position, 2 out: Reynolds, B.

GDP: Shank.

Team RISP: 2-for-4.

Team LOB: 5.

BASERUNNING

CS: Brito, B (5, 2nd base by Lujan/Turner).

FIELDING

E: Shank (13, fielding), Lopes (12, fielding), Blanco (1, throw).

Outfield assists: Reynolds, B (Mende at 2nd base).

San Jose	IP	H	R	ER	BB	SO	HR	ERA	High Desert	IP	H	R	ER	BB	SO	HR	ERA
Lujan (W, 6-2)	7.0	7	3	3	3	6	1	3.42	Unsworth	3.2	5	2	2	1	3	1	5.88
Black	1.0	0	0	0	1	2	0	2.25	Anderson (L, 3-3)	3.1	2	2	2	0	3	1	4.59
Soptic	1.0	0	0	0	0	1	0	4.60	Chen, M	0.2	4	5	4	2	0	2	8.03
Totals	9.0	7	3	3	4	9	1	4.51	Mathis	1.1	2	3	0	2	5	0	4.86
									Totals	9.0	13	12	8	5	11	4	5.26

Groundouts-flyouts: Lujan 7-3, Black 0-0, Soptic 2-0, Unsworth 2-3, Anderson 2-5, Chen, M 0-1, Mathis 1-0.

Batters faced: Lujan 28, Black 4, Soptic 3, Unsworth 16, Anderson 13, Chen, M 7, Mathis 10.

Inherited runners-scored: Anderson 2-0, Mathis 2-2.

Umpires: HP: Jeff Gorman. 1B: Malachi Moore.

Weather: 95 degrees, partly cloudy.

Wind: 5 mph, Out to CF.

T: 2:40.

Att: 2,752.

Venue: Heritage Field.

September 1, 2014

Cedar Rapids Kernels (73-67) 3, Clinton LumberKings (61-77) 1
September 1, 2014

	1	2	3	4	5	6	7	8	9	R	H	E
Cedar Rapids	1	0	2	0	0	0	0	0	0	3	6	1
Clinton	0	0	0	0	1	0	0	0	0	1	3	2

Cedar Rapids	AB	R	H	RBI	BB	SO	LOB	AVG	Clinton	AB	R	H	RBI	BB	SO	LOB	AVG
Hinojosa, 3B	3	1	1	0	1	2	0	.341	Barbosa, CF	4	0	0	0	0	0	0	.293
Vielma, SS	3	1	1	0	0	0	1	.266	Thomas, DH	3	0	0	0	1	1	0	.250
Christensen, 1B	3	0	0	0	1	2	1	.272	O'Neill, RF	4	0	0	0	0	0	1	.247
Garver, C	3	1	0	0	0	0	0	.298	Seager, 1B	3	0	1	0	0	0	1	.240
Swim, RF	4	0	2	1	0	0	1	.311	DeCarlo, 3B	3	0	1	0	0	0	1	.246
Williams, J, DH	4	0	2	0	0	1	0	.245	Ward, 2B	3	1	1	0	0	0	0	.232
Murphy, M, CF	3	0	0	1	1	1	2	.242	Carmichael, C	3	0	0	1	0	1	0	.234
Wade, LF	4	0	0	0	0	2	5	.233	Martinez, W, LF	3	0	0	0	0	1	0	.150
Walker, 2B	3	0	0	0	0	0	2	.239	Caballero, L, SS	3	0	0	0	0	1	0	.205
Eades, P	0	0	0	0	0	0	0	.000	Misell, P	0	0	0	0	0	0	0	.000
Boyd, H, P	0	0	0	0	0	0	0	.000	McCoy, P	0	0	0	0	0	0	0	.000
Reed, P	0	0	0	0	0	0	0	.000	Brooks, A, P	0	0	0	0	0	0	0	.000
Totals	30	3	6	2	3	8	12	.259	Totals	29	1	3	1	1	4	3	.252

BATTING

TB: Swim 2; Vielma; Williams, J 2; Hinojosa.

RBI: Swim (31), Murphy, M (15).

2-out RBI: Swim; Murphy, M.

Runners left in scoring position, 2 out: Walker; Wade 2.

SAC: Vielma.

GIDP: Vielma, Swim.

Team RISP: 2-for-7.

Team LOB: 5.

BASERUNNING

SB: Hinojosa (2, 3rd base off Misell/Carmichael).

CS: Christensen (5, 2nd base by Misell/Carmichael).

FIELDING

E: Vielma (18, fielding).

Outfield assists: Murphy, M (DeCarlo at 2nd base).

DP: (Walker-Christensen).

BATTING

3B: Ward (2, Eades).

TB: Seager; DeCarlo; Ward 3.

RBI: Carmichael (22).

Runners left in scoring position, 2 out: Seager.

Team RISP: 0-for-3.

Team LOB: 2.

FIELDING

E: Misell (3, pickoff), Caballero, L (11, fielding).

DP: 2 (Ward-Caballero, L-Seager, DeCarlo-Ward-Seager).

Cedar Rapids	IP	H	R	ER	BB	SO	HR	ERA	Clinton	IP	H	R	ER	BB	SO	HR	ERA
Eades (W, 10-11)	7.0	3	1	1	1	2	0	5.14	Misell (L, 8-12)	3.0	6	3	3	2	4	0	4.90
Boyd, H (H, 3)	1.0	0	0	0	0	2	0	4.34	McCoy	3.0	0	0	0	1	3	0	4.34
Reed (S, 5)	1.0	0	0	0	0	0	0	0.36	Brooks, A	3.0	0	0	0	0	1	0	3.22
Totals	9.0	3	1	1	1	4	0	3.73	Totals	9.0	6	3	3	3	8	0	4.11

WP: Eades.

HBP: Garver (by Misell).

Groundouts-flyouts: Eades 10-5, Boyd, H 0-1, Reed 3-0, Misell 2-0, McCoy 3-1, Brooks, A 5-2.

Batters faced: Eades 24, Boyd, H 3, Reed 3, Misell 17, McCoy 9, Brooks, A 9.

Umpires: HP: Brandon Butler. 1B: Andrew Chesnut.

Weather: 80 degrees, partly cloudy.

Wind: 16 mph, Out to LF.

T: 2:14.

Att: 1,241.

Venue: Ashford University Field.

September 1, 2014

Tri-City Dust Devils (33-43) 5, Everett AquaSox (28-48) 4
September 1, 2014

	1	2	3	4	5	6	7	8	9	R	H	E
Everett	0	0	0	0	2	0	2	0	0	4	9	5
Tri-City	1	0	0	1	1	0	0	1	1	5	10	3

One out when winning run scored.

Everett	AB	R	H	RBI	BB	SO	LOB	AVG	Tri-City	AB	R	H	RBI	BB	SO	LOB	AVG
Cousino, CF	3	1	1	1	2	1	0	.266	Derkes, CF	4	1	1	0	1	3	3	.249
Mariscal, 3B	4	0	0	0	1	1	3	.262	Weeks, DH	4	1	2	0	0	2	2	.281
Martin, C	3	0	1	0	2	1	3	.260	Hoelscher, 3B	1	0	1	1	0	0	0	.332
Simpson, RF	5	0	2	1	0	2	3	.222	a-Bumpers, PH-2B	3	0	0	0	0	3	2	.258
Castillo, P, DH	3	1	0	0	0	1	2	.227	Dilone, M, 1B	3	0	1	1	1	1	1	.225
Brito, K, 1B	5	0	1	0	0	2	4	.213	Jenkins, 2B-3B	3	1	0	0	1	2	3	.162
Planas-Arteaga, LF	5	1	0	0	0	2	3	.181	Soriano, W, RF	4	1	1	0	0	1	2	.385
Peterson, 2B	5	1	2	2	0	1	1	.192	Richardson, LF	4	0	0	0	0	2	2	.200
Cowan, SS	5	0	2	0	0	1	3	.231	Rosario, J, C	3	0	2	0	1	1	1	.213
Gohara, P	0	0	0	0	0	0	0	.000	1-Prigatano, PR	0	1	0	0	0	0	0	.172
Munoz, L, P	0	0	0	0	0	0	0	.000	Galvez, Ce, SS	4	0	2	1	0	0	2	.276
Buchanan, P	0	0	0	0	0	0	0	.000	Norris, P	0	0	0	0	0	0	0	.000
Kerski, P	0	0	0	0	0	0	0	.000	Waltrip, P	0	0	0	0	0	0	0	.000
Totals	38	4	9	4	5	12	22	.231	Yan, P	0	0	0	0	0	0	0	.000
									Zurat, P	0	0	0	0	0	0	0	.000
									Stamey, P	0	0	0	0	0	0	0	.000
									Totals	33	5	10	3	4	15	18	.251

BATTING

2B: Cowan (6, Norris), Peterson (2, Zurat), Brito, K (9, Stamey).

TB: Brito, K 2; Simpson 2; Cousino; Martin; Cowan 3; Peterson 3.

RBI: Cousino (28), Simpson (35), Peterson 2 (3).

2-out RBI: Simpson; Peterson 2.

Runners left in scoring position, 2 out: Planas-Arteaga; Simpson 2; Brito, K 2; Martin 2; Cowan 2; Castillo, P.

Team RISP: 3-for-15.

Team LOB: 14.

BASERUNNING

SB: Cousino (23, 3rd base off Waltrip/Rosario, J).

FIELDING

E: Brito, K (6, pickoff), Gohara (3, pickoff), Martin 2 (6, throw, throw), Cowan (5, fielding).

DP: (Mariscal-Peterson-Brito, K).

Pickoffs: Munoz, L 2 (Galvez, Ce at 1st base, Dilone, M at 1st base).

a-Struck out for Hoelscher in the 3rd.

1-Ran for Rosario, J in the 9th.

BATTING

3B: Weeks (4, Gohara), Rosario, J (2, Gohara).

TB: Hoelscher; Soriano, W; Derkes; Rosario, J 4; Weeks 4; Galvez, Ce 2; Dilone, M.

RBI: Hoelscher (27), Galvez, Ce (15), Dilone, M (23).

2-out RBI: Galvez, Ce; Dilone, M.

Runners left in scoring position, 2 out: Soriano, W; Derkes;

Jenkins; Weeks; Richardson.

GDP: Galvez, Ce.

Team RISP: 3-for-17.

Team LOB: 7.

BASERUNNING

SB: Soriano, W 2 (6, 2nd base off Gohara/Martin, 2nd base off Kerski/Martin), Derkes (22, 2nd base off Munoz, L/Martin), Jenkins (5, 2nd base off Kerski/Martin), Prigatano (9, 3rd base off Kerski/Martin), Galvez, Ce (13, 2nd base off Kerski/Martin).

CS: Galvez, Ce (9, 2nd base by Munoz, L/Martin), Dilone, M (5, 2nd base by Munoz, L/Martin).

PO: Galvez, Ce (1st base by Munoz, L), Dilone, M (1st base by Munoz, L).

FIELDING

E: Galvez, Ce 2 (8, throw, fielding), Jenkins (2, throw).

PB: Rosario, J (11).

Everett	IP	H	R	ER	BB	SO	HR	ERA	Tri-City	IP	H	R	ER	BB	SO	HR	ERA
Gohara	3.2	5	2	1	1	8	0	8.20	Norris	3.0	1	0	0	2	2	0	9.95
Munoz, L	2.1	3	1	1	0	4	0	4.38	Waltrip	1.2	3	2	2	1	5	0	5.58
Buchanan (H, 2)	1.0	0	0	0	2	1	0	2.97	Yan	1.1	1	0	0	2	1	0	6.59
Kerski (BS, 3)(L, 4-3)	1.1	2	2	0	1	2	0	2.95	Zurat (BS, 1)	2.0	3	2	0	0	3	0	8.14
Totals	8.1	10	5	2	4	15	0	4.24	Stamey (W, 2-0)	1.0	1	0	0	0	1	0	4.61
									Totals	9.0	9	4	2	5	12	0	4.68

WP: Buchanan, Norris, Waltrip.

HBP: Castillo, P (by Yan), Castillo, P (by Zurat).

Groundouts-flyouts: Gohara 3-0, Munoz, L 1-0, Buchanan 1-0, Kerski 2-1, Norris 3-4, Waltrip 0-0, Yan 1-1, Zurat 2-1, Stamey 0-0.

Batters faced: Gohara 17, Munoz, L 8, Buchanan 4, Kerski 8, Norris 13, Waltrip 9, Yan 8, Zurat 11, Stamey 4.

Inherited runners-scored: Munoz, L 1-1, Yan 2-0.

Umpires: HP: Tom West. 1B: Derek Thomas.

Weather: 82 degrees, clear.

Wind: 1 mph, Varies.

T: 3:23.

Att: 2,572.

Venue: Gesa Stadium.

September 1, 2014

Jackson Generals

Individual Statistics As of: 09/01/2014 08:26 PM

W-L Record: 63-76

Choose a highlighted category to sort. NOTE: Rate stats do not use qualifiers.

Table with columns: BATTERS, AVG, G, AB, R, H, 2B, 3B, HR, RBI, TB, BB, IBB, SO, SB, CS, OBP, SLG, OPS, SF, SAC, HBP, DP, 1B, 2B, 3B, SS, OF, C, E. Includes player names like Austin, Jamal; Baron, Steve; Blash, Jabari; Brady, Patrick; Choi, Ji-Man; Dowd, Mike; Hebert, Brock; Hicks, John; Kivlehan, Patrick; Landry, Leon; Lara, Jordy; Marder, Jack; Marlette, Tyler; Marte, Ketel; Melendres, Nathan; Morban, Julio; Morla, Ramon; Noriega, Gabriel; Paolini, Daniel; Peterson, D.J.; Pina, Manny; Pizzano, Dario; Rivers, Kevin; Smith, Tyler; Tanabe, Carlton; Wiswall, Mickey; Team Total.

Table with columns: PITCHERS, W, L, ERA, G, GS, CG, SHO, SV, SVO, IP, H, R, ER, HR, HB, BB, IBB, SO, BK, WP, GO/AO, DP, WHIP, AVG, AB, TBF, SF, GF, HLD. Includes player names like Anderson, Matt; Arias, Jonathan; Brady, Patrick; Brazis, Matt; Colvin, David; Gillheaney, James; Guaipae, Mayckol; Hebert, Brock; Hernandez, Moises; Hill, Nick; Hobson, Cam; Hunter, Kyle; Kittredge, Andrew; Kohlscheen, Stephen; Landazuri, Stephen; Miller, Trevor; Ogando, Jochi; Olson, Tyler; Pike, Tyler; Pries, Jordan; Pryor, Stephen; Rivers, Kevin; Sanchez, Victor; Shackelford, Stephen; Shippers, Jordan; Snow, Forrest; Vargas, Richard; Walker, Taijuan; Team Total.

KEY: * - lefthanded hitter/pitcher, # - switch hitter

Choose a highlighted category to sort. NOTE: Rate stats do not use qualifiers.

GI ---GAMES BY POSITION---

BATTERS	AVG	G	AB	R	H	2B	3B	HR	RBI	TB	BB	IBB	SO	SB	CS	OBP	SLG	OPS	SF	SAC	HBP	DP	1B	2B	3B	SS	OF	C	E	
Baum, Jay	.273	57	205	24	56	7	1	0	34	65	21	0	28	12	7	.339	.317	.656	3	2	1	2	0	5	40	11	1	0	10	
Calderon, Yordi	.184	55	185	25	34	6	3	1	20	49	22	1	62	11	1	.298	.265	.563	2	4	9	3	37	0	14	0	0	0	16	
# Fernandez, Rafael	.303	31	109	27	33	4	0	0	12	37	16	0	14	7	2	.403	.339	.743	1	10	3	3	0	22	0	6	0	0	6	
# Fields, Arby	.331	54	175	32	58	10	4	4	13	88	27	0	56	19	10	.429	.503	.932	0	12	3	1	0	0	0	0	50	0	3	
Leal, Jose	.243	23	74	4	18	3	1	1	10	26	8	1	37	1	2	.313	.351	.665	1	1	0	0	0	0	0	0	15	0	4	
Morales, Estarlyn	.303	57	208	43	63	16	3	6	34	103	25	1	46	17	3	.379	.495	.874	6	2	4	6	0	0	0	0	55	0	4	
* Nyman, Chase	.171	42	123	13	21	2	1	0	12	25	12	0	51	0	2	.241	.203	.444	2	2	0	1	14	12	12	1	0	0	4	
Palma, Alexy	.050	14	40	2	2	0	0	0	0	2	5	0	17	1	2	.174	.050	.224	0	0	1	1	0	0	0	0	7	0	1	
# Perez, Georvic	.207	26	82	8	17	3	0	1	10	23	9	0	17	0	0	.293	.280	.574	0	2	1	2	0	0	0	0	0	13	6	
Tanabe, Carlton	.326	39	141	20	46	13	1	1	21	64	10	0	15	5	1	.386	.454	.840	2	2	5	2	19	0	1	0	0	13	7	
* Taylor, Wayne	.275	55	207	36	57	17	1	6	38	94	24	2	72	3	1	.354	.454	.809	3	0	3	3	0	0	0	0	39	15	5	
* Thomas, Brett	.125	2	8	0	1	0	0	0	0	1	0	0	4	0	0	.125	.125	.250	0	1	0	0	0	0	0	0	0	2	0	0
Torres, Daniel	.243	41	136	18	33	4	1	0	15	39	19	0	26	1	2	.331	.287	.618	4	2	1	3	0	0	0	0	0	30	2	
Verdi, Tom	.238	25	84	16	20	1	0	0	4	21	6	0	11	5	2	.312	.250	.562	0	3	3	7	0	3	0	22	0	0	3	
* Ward, Nelson	.350	11	40	6	14	3	1	1	8	22	4	1	7	5	1	.409	.550	.959	0	1	0	1	0	7	0	2	0	0	0	
# Wawoe, Gianfranco	.275	56	200	30	55	9	1	2	19	72	11	0	30	7	4	.315	.360	.675	1	5	1	1	0	20	4	28	0	0	13	
* Zeutenhorst, Taylor	.191	46	152	18	29	7	1	1	11	41	15	0	58	1	0	.262	.270	.532	1	0	0	5	0	0	0	0	39	0	0	
Team Total	.257	66	2169	322	557	105	19	24	261	772	234	6	551	95	40	.335	.356	.691	26	49	35	41							96	

PITCHERS	W	L	ERA	G	GS	CG	SHO	SV	SVO	IP	H	R	ER	HR	HB	BB	IBB	SO	BK	WP	GO/AO	DP	WHIP	AVG	AB	TBF	SF	GF	HLD
* Brown, Jarrett	3	2	4.32	19	0	0	0	1	3	25.0	23	17	12	3	3	18	0	17	0	1	2.86	7	1.64	.253	91	115	1	11	2
* Byrd, Taylor	0	2	5.02	12	10	0	0	0	0	37.2	44	26	21	2	3	15	0	25	0	4	2.00	2	1.57	.288	153	174	2	0	0
Cochran-Gill, Trey	3	0	0.35	18	0	0	0	8	8	25.2	14	2	1	0	1	3	0	33	0	1	3.09	0	0.66	.154	91	96	0	17	0
Garcia, Rigoberto	0	2	13.75	10	4	0	0	0	0	17.2	25	31	27	2	3	21	0	20	1	3	0.60	0	2.60	.333	75	101	2	1	0
* Herrmann, Spencer	1	0	1.69	5	1	0	0	0	0	21.1	16	4	4	1	1	5	0	22	1	1	1.11	2	0.98	.205	78	84	0	0	0
Littell, Zack	5	5	4.52	13	13	0	0	0	0	69.2	75	38	35	3	8	12	0	64	0	1	1.38	3	1.25	.275	273	297	2	0	0
Medina, Jeffeson	0	0	0.00	1	1	0	0	0	0	5.0	4	2	0	0	0	1	0	5	0	0	10.00	0	1.00	.200	20	21	0	0	0
Miller, Peter	2	1	1.35	22	0	0	0	9	10	33.1	26	9	5	1	3	8	0	39	0	6	1.73	3	1.02	.213	122	136	2	15	0
Missaki, Daniel	6	3	2.76	11	11	1	0	0	0	58.2	46	20	18	3	4	16	0	62	1	5	1.42	6	1.06	.212	217	237	0	0	0
Pereira, Ricardo	3	2	1.73	9	2	0	0	0	1	36.1	24	10	7	2	1	14	0	33	0	2	1.30	6	1.05	.194	124	141	0	1	1
* Peterson, Pat	2	2	3.26	11	11	0	0	0	0	49.2	43	21	18	2	2	18	0	54	0	0	1.26	7	1.23	.235	183	205	1	0	0
Pierce, Rohn	5	1	3.40	18	0	0	0	0	3	42.1	33	17	16	4	8	13	0	56	0	2	0.94	2	1.09	.217	152	177	1	4	1
* Pina, Luis	1	3	4.98	17	2	0	0	2	2	47.0	60	32	26	3	1	13	0	34	0	5	1.82	3	1.55	.305	197	217	0	5	0
* Ratliff, Lane	0	0	15.00	2	1	0	0	0	0	3.0	7	6	5	0	0	1	0	4	0	0	4.00	1	2.67	.438	16	17	0	0	1
Scott, Troy	2	3	4.57	10	10	0	0	0	0	41.1	59	33	21	6	2	11	0	35	1	1	1.07	2	1.69	.322	183	196	0	0	0
Tanabe, Carlton	0	1	36.00	1	0	0	0	0	0	1.0	3	4	4	2	0	1	0	0	0	0	0.50	0	4.00	.500	6	7	0	1	0
Thieben, Daniel	2	1	2.73	18	0	0	0	0	3	26.1	23	12	8	0	1	24	0	15	1	6	0.97	2	1.78	.242	95	124	3	4	3
Urbina, Ugueth	1	2	5.55	20	0	0	0	1	4	35.2	51	32	22	1	3	20	0	34	1	15	1.64	3	1.99	.323	158	183	0	5	2
* Yarbrough, Ryan	0	0	0.00	2	0	0	0	1	1	4.0	1	0	0	0	0	1	0	5	0	0	1.67	0	0.50	.071	14	15	0	1	0
Team Total	36	30	3.81	66	66	1	5	22	35	580.2	577	316	246	35	44	215	0	557	6	53	1.93	49	1.36	.257	2248	2543	14	65	10

KEY: * - lefthanded hitter/pitcher, # - switch hitter

Choose a highlighted category to sort. NOTE: Rate stats do not use qualifiers.

GI ---GAMES BY POSITION---

Table with columns: BATTERS, AVG, G, AB, R, H, 2B, 3B, HR, RBI, TB, BB, IBB, SO, SB, CS, OBP, SLG, OPS, SF, SAC, HBP, DP, 1B, 2B, 3B, SS, OF, C, E. Lists player statistics including names like Alcantara, Ismael and Team Total.

Table with columns: PITCHERS, W, L, ERA, G, GS, CG, SHO, SV, SVO, IP, H, R, ER, HR, HB, BB, IBB, SO, BK, WP, GO/AO, DP, WHIP, AVG, AB, TBF, SF, GF, HLD. Lists pitcher statistics including names like Arias, Jefferson and Team Total.

KEY: * - lefthanded hitter/pitcher, # - switch hitter

Choose a highlighted category to sort. NOTE: Rate stats do not use qualifiers.

GI ---GAMES BY POSITION---

BATTERS	AVG	G	AB	R	H	2B	3B	HR	RBI	TB	BB	IBB	SO	SB	CS	OBP	SLG	OPS	SF	SAC	HBP	DP	1B	2B	3B	SS	OF	C	E
Almonte, Adalfi	.263	56	194	35	51	14	0	4	20	77	27	0	45	13	6	.380	.397	.777	2	2	11	4	0	0	0	0	55	0	6
Almonte, Miguel	.226	21	53	7	12	1	1	1	8	18	5	0	15	3	2	.311	.340	.651	1	0	2	1	1	0	0	0	0	12	2
Andrade, Greifer	.125	5	16	2	2	2	0	0	0	4	0	0	4	0	0	.125	.250	.375	0	1	0	1	0	1	0	3	0	0	2
* Baez, Cesar	.240	57	175	36	42	4	4	0	16	54	28	0	45	12	8	.359	.309	.667	1	5	5	2	0	16	0	5	31	0	15
Cano, Jose	.125	14	40	2	5	2	0	0	2	7	2	0	24	0	0	.186	.175	.361	0	1	1	0	11	0	2	0	0	0	1
De la Cruz, Adonis	.229	43	144	17	33	5	0	4	23	50	12	0	22	4	5	.300	.347	.647	1	1	3	3	0	0	0	0	29	0	2
Dominguez, Anthony	.200	59	175	25	35	1	3	0	14	42	24	0	32	3	6	.317	.240	.557	0	4	6	2	2	12	19	26	2	0	22
Franco, Joshua	.244	47	164	10	40	9	0	2	18	55	15	0	47	3	2	.317	.335	.652	1	1	3	0	27	0	0	0	0	0	5
Gonzalez, Ivan	.310	50	187	35	58	14	1	2	23	80	14	0	26	7	5	.371	.428	.799	3	1	6	2	9	21	18	0	0	0	9
Jimenez, Angel	.280	53	186	29	52	10	2	3	34	75	27	0	36	14	6	.399	.403	.802	0	0	10	4	16	0	34	1	0	0	16
# Joseph, Luis	.226	54	186	22	42	11	1	0	13	55	12	0	36	3	10	.275	.296	.571	1	3	1	1	0	30	0	22	0	0	16
Morales, Johmbeyker	.297	36	138	23	41	10	1	3	22	62	13	0	27	7	3	.369	.449	.819	2	3	4	4	2	0	11	19	0	0	12
Pena, Onil	.302	38	149	20	45	9	2	2	22	64	8	0	26	8	3	.360	.430	.789	1	3	6	5	0	0	0	0	0	33	10
Perez, Yeison	.184	13	38	7	7	2	0	0	3	9	9	0	14	0	0	.354	.237	.591	0	2	1	2	0	0	0	0	0	12	5
Ramirez, Gregory	.160	45	125	15	20	2	0	0	9	22	13	0	40	2	4	.255	.176	.431	0	3	3	5	0	0	1	0	38	0	4
Rojas, Braylan	.279	52	201	38	56	9	2	2	23	75	27	0	54	15	4	.374	.373	.748	2	3	5	3	0	0	0	0	50	0	3
Rosa, Jose	.214	38	112	17	24	4	0	2	12	34	12	0	26	4	2	.341	.304	.644	1	1	10	3	16	0	1	0	1	19	8
* Rosario, Ronald	.198	29	96	12	19	1	1	0	9	22	12	0	39	4	1	.284	.229	.514	1	1	0	1	1	0	0	0	24	0	1
Team Total	.245	70	2379	352	584	110	18	25	271	805	260	0	558	102	67	.337	.338	.675	17	35	77	43							163

PITCHERS	W	L	ERA	G	GS	CG	SHO	SV	SVO	IP	H	R	ER	HR	HB	BB	IBB	SO	BK	WP	GO/AO	DP	WHIP	AVG	AB	TBF	SF	GF	HLD
Almonte, Miguel	0	0	9.00	2	0	0	0	0	0	3.0	9	6	3	0	0	2	0	0	0	0	0.50	0	3.67	.500	18	20	0	2	0
* Asencio, Oliver	3	4	3.90	13	8	0	0	0	0	55.1	67	38	24	2	1	17	0	51	0	4	2.09	4	1.52	.306	219	241	3	1	0
Brito, Frankely	0	1	10.24	10	2	0	0	0	0	19.1	22	26	22	0	2	29	0	18	0	8	2.25	1	2.64	.282	78	110	0	2	0
Encarnacion, Frank	1	1	5.71	14	5	0	0	0	0	34.2	23	28	22	0	3	36	0	30	0	17	1.68	0	1.70	.184	125	167	1	0	2
Feliz, Jose	2	1	2.81	10	1	0	0	1	1	32.0	37	10	10	2	5	8	0	22	1	2	0.73	2	1.41	.289	128	143	1	2	0
* Guzman, Carlos	0	1	14.90	8	3	0	0	1	1	9.2	12	17	16	0	1	20	0	7	0	3	1.86	0	3.31	.324	37	60	1	2	0
Jimenez, Luis	1	4	2.91	22	0	0	0	4	5	46.1	46	21	15	2	1	18	2	40	0	15	0.83	7	1.38	.266	173	202	4	14	1
* Manzueta, Romulo	2	4	4.21	14	13	0	0	0	0	51.1	44	29	24	1	6	35	0	51	1	9	0.98	3	1.54	.230	191	233	1	0	0
Martinez, Edwin	1	1	2.22	17	8	0	0	2	2	56.2	44	20	14	0	6	18	0	42	0	4	2.73	8	1.09	.217	203	233	2	5	1
Paulino, Roberto	0	0	4.02	21	0	0	0	2	2	31.1	25	22	14	2	7	30	0	23	1	10	0.51	2	1.76	.217	115	157	3	7	3
Pedie, Raul	6	4	4.10	23	0	0	0	1	6	48.1	49	29	22	5	5	21	1	62	0	11	0.98	1	1.45	.262	187	220	5	15	1
Reyes, Ricardo	3	2	10.29	14	1	0	0	0	1	28.0	39	42	32	1	4	27	0	21	0	10	0.78	0	2.36	.333	117	155	7	0	0
Sanchez, Miguel	2	2	2.49	12	0	0	0	2	2	25.1	28	12	7	0	1	10	0	25	0	4	0.88	3	1.50	.286	98	111	0	3	1
Santiago, Jose	2	2	3.51	6	6	0	0	0	0	25.2	19	13	10	0	2	13	0	31	0	4	1.65	1	1.25	.202	94	110	0	0	0
Severino, Robert	2	4	4.04	22	0	0	0	1	2	42.1	34	25	19	0	6	28	2	56	0	5	0.70	0	1.46	.231	147	187	2	10	1
Tamarez, Albert	1	3	8.19	15	5	0	0	0	1	29.2	38	38	27	3	3	29	0	16	0	6	1.45	4	2.26	.302	126	162	2	3	0
* Urquides, Melchor	0	3	9.31	14	6	0	0	0	0	29.0	46	45	30	2	3	29	0	31	0	9	1.04	4	2.59	.357	129	164	3	3	1
Zabala, Aneurys	1	6	4.33	14	12	1	0	0	0	54.0	56	40	26	0	3	38	0	32	0	19	1.18	8	1.74	.276	203	249	3	0	0
Team Total	27	43	4.85	70	70	1	1	14	23	622.0	638	461	335	20	59	408	5	558	3	140	1.72	48	1.68	.267	2388	2924	38	69	11

KEY: * - lefthanded hitter/pitcher, # - switch hitter

Choose a highlighted category to sort. NOTE: Rate stats do not use qualifiers.

GI ---GAMES BY POSITION---

BATTERS	AVG	G	AB	R	H	2B	3B	HR	RBI	TB	BB	IBB	SO	SB	CS	OBP	SLG	OPS	SF	SAC	HBP	DP	1B	2B	3B	SS	OF	C	E
Andrade, Greifer	.308	26	91	17	28	8	0	0	13	36	5	0	14	8	1	.360	.396	.756	1	2	3	2	0	0	7	19	0	0	14
Arocha, Hector	.147	16	34	2	5	0	0	0	2	5	4	0	9	0	1	.275	.147	.422	0	1	2	1	0	0	0	0	0	11	1
# Ascanio, Rayder	.133	5	15	1	2	0	0	0	0	2	1	0	3	0	0	.188	.133	.321	0	0	0	1	0	0	2	2	0	0	0
Guede, Jose	.178	49	107	12	19	4	1	1	9	28	7	0	29	2	5	.241	.262	.503	0	0	2	0	0	0	0	1	44	0	6
Helder, Eugene	.267	61	225	40	60	11	4	1	27	82	22	0	19	6	2	.336	.364	.700	3	2	3	3	0	0	24	37	1	0	17
Herrera, Albert	.170	41	100	16	17	2	1	0	6	21	10	2	30	4	2	.257	.210	.467	1	0	2	1	0	22	8	1	5	0	10
Jimenez, Anthony	.294	64	218	45	64	19	4	0	28	91	32	3	38	23	5	.388	.417	.806	5	2	5	6	0	0	0	0	63	0	7
Laya, Alexdray	.237	43	139	17	33	3	1	0	7	38	13	0	19	3	4	.314	.273	.587	1	1	3	2	1	3	35	4	0	0	17
* Leal, Bryan	.208	39	106	14	22	4	2	0	9	30	10	0	18	3	3	.303	.283	.586	1	0	5	6	0	0	0	0	35	0	5
Montilla, Geoandry	.223	44	121	10	27	6	0	0	11	33	11	0	34	3	1	.291	.273	.564	1	1	1	0	3	3	0	0	0	23	4
Munoz, Oberto	.113	20	53	2	6	1	0	0	1	7	7	0	13	1	0	.217	.132	.349	0	0	0	3	0	0	0	0	0	17	1
# Rengifo, Luis	.198	64	227	39	45	11	2	1	20	63	39	0	45	11	5	.327	.278	.605	1	6	5	1	0	53	0	15	0	0	12
Sandoval, Jose	.235	51	166	20	39	4	1	1	21	48	6	0	44	3	3	.259	.289	.548	2	1	0	1	1	0	5	0	41	0	7
Sojo, Danilo	.223	39	130	17	29	6	0	3	12	44	12	0	32	4	1	.322	.338	.661	0	0	7	1	12	0	0	0	18	0	0
* Talos, Felipe	.147	45	116	17	17	4	1	0	12	23	16	0	20	3	2	.252	.198	.450	2	0	1	0	0	0	0	0	30	0	2
Tenias, Raymon	.261	47	134	19	35	8	1	2	10	51	15	3	19	4	2	.327	.381	.707	4	1	0	5	0	0	0	0	0	34	3
* Velasquez, Alberto	.319	64	238	27	76	18	1	6	56	114	18	0	16	3	1	.374	.479	.853	4	0	5	9	57	0	0	0	0	0	7
Team Total	.236	68	2220	315	524	109	19	15	244	716	228	8	402	81	38	.316	.323	.639	26	17	44	42							117

PITCHERS	W	L	ERA	G	GS	CG	SHO	SV	SVO	IP	H	R	ER	HR	HB	BB	IBB	SO	BK	WP	GO/AO	DP	WHIP	AVG	AB	TBF	SF	GF	HLD
* Berroteran, Jose	1	3	8.42	12	0	0	0	1	1	25.2	36	24	24	0	0	17	0	29	0	7	1.35	2	2.06	.327	110	129	0	5	0
* Breto, Liarvis	2	2	3.50	14	0	0	0	1	2	36.0	36	20	14	1	3	15	3	35	1	15	1.25	1	1.42	.255	141	161	0	7	0
* Carrillo, Rohimard	0	0	1.96	15	1	0	0	3	5	41.1	31	11	9	0	5	9	2	29	0	4	0.89	2	0.97	.215	144	163	2	8	0
Fernandez, Alvaro	0	1	2.45	7	6	0	0	0	0	18.1	10	5	5	1	2	9	0	7	0	2	1.10	1	1.04	.164	61	72	0	1	0
Hernandez, Anjul	3	1	4.18	13	11	0	0	0	0	60.1	69	36	28	2	15	10	0	41	2	11	2.07	3	1.31	.288	240	270	2	0	0
Hernandez, Carlos	2	2	1.93	9	3	0	0	1	1	28.0	32	8	6	0	0	6	0	19	0	5	0.79	0	1.36	.291	110	118	0	3	0
Hidalgo, Hector	2	3	2.87	14	0	0	0	2	5	31.1	36	19	10	0	3	4	1	25	0	4	1.17	3	1.28	.293	123	133	2	8	0
Lopez, Robinson	0	1	6.75	3	2	0	0	0	0	5.1	9	4	4	1	0	3	0	5	0	0	0.40	0	2.25	.429	21	24	0	1	0
Marruffo, Wladimir	5	2	5.79	21	0	0	0	6	7	32.2	39	25	21	1	5	15	2	17	0	3	0.83	1	1.65	.307	127	153	4	15	1
Miliani, Eduardo	1	2	2.79	11	2	0	0	2	4	29.0	29	13	9	0	2	6	0	19	0	6	0.97	0	1.21	.257	113	121	0	3	2
Osorio, Neritzon	6	1	2.55	9	4	0	0	0	1	42.1	35	14	12	1	3	14	0	37	1	5	0.60	5	1.16	.223	157	177	3	3	0
Padovani, Paolo	1	2	5.66	11	1	0	0	0	2	20.2	19	15	13	1	2	10	0	12	3	7	0.86	0	1.40	.232	82	97	1	4	0
Perez, Ulises	0	5	5.09	12	12	0	0	0	0	46.0	63	37	26	1	11	16	0	28	0	17	1.02	4	1.72	.332	190	219	1	0	0
Pina, Andres	1	1	4.23	10	10	0	0	0	0	27.2	25	17	13	0	5	16	0	29	0	5	1.12	2	1.48	.243	103	128	1	0	0
Rodriguez, Carlos	1	3	3.86	12	0	0	0	1	2	32.2	28	18	14	0	3	11	1	19	0	5	0.62	1	1.19	.233	120	137	2	5	0
Salinas, Edward	0	3	5.84	8	0	0	0	0	1	12.1	11	10	8	0	2	9	0	10	0	2	1.70	1	1.62	.234	47	59	1	2	0
* Suarez, Michael	6	0	1.72	13	9	0	0	0	0	57.2	41	18	11	1	1	16	0	60	3	10	1.16	1	0.99	.195	210	228	1	1	1
Torres, Andres	3	1	1.39	10	6	0	0	0	0	45.1	30	11	7	0	3	8	0	42	0	8	1.00	1	0.84	.183	164	175	0	1	1
Team Total	34	33	3.55	68	67	0	3	17	31	592.2	579	305	234	10	65	194	9	463	10	116	1.40	28	1.30	.256	2263	2564	20	67	5

KEY: * - lefthanded hitter/pitcher, # - switch hitter