










# MINOR LEAGUE REPORT

THROUGH GAMES OF TUESDAY, MAY 26

	Team	Level	Record	Yesterday's Scores	Streak/Last 10	Next Game
	Toledo Mud Hens	Triple-A	19-26, 4th, 7.5 GB in International League West Division	L, 4-3 at Louisville	L1/6-4	5/27 at Louisville 6:35 p.m.
	Erie SeaWolves	Double-A	16-28, 6th, 9.5 GB in Eastern League Western Division	L, 4-2 at Bowie	L3/4-6	5/27 at Bowie 6:35 p.m.
	Lakeland Flying Tigers	Single-A	21-23, 4th, 5.5 GB in Florida State League North Division	L, 6-3 at St. Lucie	L2/4-6	5/27 at St. Lucie 6:30 p.m.
	West Michigan Whitecaps	Single-A	24-22, T3rd, 3.0 GB in Midwest League Eastern Division	W, 5-1 at Lake County	W3/7-3	5/27 at Lake County 11 a.m.
	Connecticut Tigers	Rookie	Season begins June 19			
	GCL Tigers	Rookie	Season begins June 22			
	DSL Tigers	DSL	Season begins May 30			
	VSL Tigers	VSL	3-5, T3rd, 2.0 GB in Venezuelan Summer League	L, 3-2 vs. VSL Phillies	L4/3-5	5/27 vs. VSL Rays 11:30 a.m.

## Minor League Highlights from Tuesday

- Single A West Michigan won its third straight game, defeating Lake County, 5-1. A.J. Ladwig improved his record to 4-4 after giving up just one unearned run on five hits with two walks and three strikeouts in 6.0 innings. Offensively, Ross Kivett was 3x5 with a run scored and a double, while Michael Gerber, Derek Hill and Zach Shepherd each had two hits. Austin Schotts added his first home run of the season.
- Triple A Toledo lost at Louisville, 4-3. Steven Moya went 2x4 with two runs scored and a double, while Daniel Fields was 1x2 with two walks. Corey Jones and Jeff McVaney each had a RBI in the loss.
- Double A Erie suffered a 4-2 loss at Bowie on Tuesday night. Wynton Bernard had a pair of hits, including a double, while Harold Castro was 2x3 with a run scored. Tommy Collier had a quality start for the SeaWolves, but received a no decision after allowing just one run on five hits with one walk and five strikeouts in 6.0 innings.
- Single A Lakeland dropped a 6-3 decision at St. Lucie. Dominic Ficociello and Grayson Greiner each had a hit and a RBI. Ben Verlander also drove in a run in the loss.
- The VSL Tigers lost to the VSL Phillies, 3-2. Eliezer Castillo and Jose Gonzalez each had two hits with Gonzalez adding a RBI. Ken Figueroa took the loss after allowing two runs, one earned, on one hit with two walks and one strikeout in 5.0 innings.

Louisville Bats (23-23) 4, Toledo Mud Hens (19-26) 3  
 May 26, 2015

	1	2	3	4	5	6	7	8	9	R	H	E
Toledo	0	0	0	2	0	1	0	0	0	3	6	0
Louisville	0	2	1	1	0	0	0	0	x	4	11	0

Toledo	AVG	AB	R	H	2B	3B	HR	RBI	BB	SO	PO	A
<a href="#">Avery, DH</a>	.293	5	0	0	0	0	0	0	0	0	0	0
<a href="#">Wilson, Jo, SS</a>	.291	3	0	1	1	0	0	0	1	0	0	4
<a href="#">Fields, D, CF</a>	.273	2	0	1	0	0	0	0	2	1	5	0
<a href="#">Marte, 3B</a>	.242	4	1	1	0	0	0	0	0	0	1	3
<a href="#">Moya, RF</a>	.252	4	2	2	1	0	0	0	0	1	2	0
<a href="#">Lennerton, 1B</a>	.243	3	0	1	0	0	0	0	1	0	7	0
<a href="#">Jones, C, 2B</a>	.318	2	0	0	0	0	0	1	1	0	3	2
<a href="#">McVane, LF</a>	.208	3	0	0	0	0	0	1	0	1	1	0
<a href="#">Pina, C</a>	.243	4	0	0	0	0	0	0	0	0	5	0
<a href="#">Belfiore, P</a>	.000	0	0	0	0	0	0	0	0	0	0	1
<a href="#">Rondon, B, P</a>	.000	0	0	0	0	0	0	0	0	0	0	0
<a href="#">Dolis, P</a>	.000	0	0	0	0	0	0	0	0	0	0	0
Totals	.255	30	3	6	2	0	0	2	5	3	24	10

**BATTING**

2B: Wilson, Jo (9, Axelrod), Moya (8, Axelrod).  
 RBI: McVane (3), Jones, C (10).  
 SF: McVane (off Axelrod), Jones, C (off De La Torre, J).  
 GIDP: Pina.  
 Team RISP: 0-for-8.  
 Team LOB: 7.

**BASERUNNING**

CS: Fields, D (2, 2nd base by Axelrod/Cabrera, R).

**FIELDING**

DP: (Wilson, Jo-Jones, C-Lennerton).

Louisville	AVG	AB	R	H	2B	3B	HR	RBI	BB	SO	PO	A
<a href="#">Falu, 2B</a>	.315	4	0	0	0	0	0	0	0	0	2	4
<a href="#">Rodriguez, Y, CF</a>	.241	4	1	1	0	1	0	0	0	0	4	0
<a href="#">De Jesus, 1B</a>	.315	3	0	2	0	0	0	1	0	0	13	0
<a href="#">Selsky, RF</a>	.321	4	0	1	0	0	0	0	0	0	2	0
<a href="#">LaMarre, DH</a>	.270	4	0	1	0	0	0	0	0	1	0	0
<a href="#">Suarez, SS</a>	.250	3	2	1	0	0	0	0	1	1	0	3
<a href="#">Dominguez, C, LF</a>	.213	4	1	1	0	0	0	0	0	1	3	0
<a href="#">Curtis, 3B</a>	.227	4	0	1	0	0	0	0	0	1	0	2
<a href="#">Cabrera, R, C</a>	.272	3	0	3	0	0	0	3	0	0	3	1
<a href="#">Axelrod, P</a>	.100	0	0	0	0	0	0	0	0	0	0	0
<a href="#">De La Torre, J, P</a>	.333	0	0	0	0	0	0	0	0	0	0	0
<a href="#">Villarreal, P</a>	1.000	0	0	0	0	0	0	0	0	0	0	1
<a href="#">Adcock, P</a>	.000	0	0	0	0	0	0	0	0	0	0	0
Totals	.256	33	4	11	0	1	0	4	1	4	27	11

**BATTING**

3B: Rodriguez, Y (3, Belfiore).  
 RBI: Cabrera, R 3 (11), De Jesus (13).  
 SF: De Jesus (off Belfiore).  
 GIDP: Falu.  
 Team RISP: 3-for-8.  
 Team LOB: 7.

**FIELDING**

DP: (Curtis-Falu-De Jesus).

Toledo	ERA	IP	H	R	ER	BB	SO	HR	BF
<a href="#">Belfiore (L, 1-7)</a>	7.03	6.0	10	4	4	1	3	0	28
<a href="#">Rondon, B</a>	3.38	1.0	1	0	0	0	0	0	4
<a href="#">Dolis</a>	8.00	1.0	0	0	0	0	1	0	3
Totals	5.05	8.0	11	4	4	1	4	0	35

Louisville	ERA	IP	H	R	ER	BB	SO	HR	BF
<a href="#">Axelrod (W, 2-3)</a>	3.83	5.0	6	3	3	3	1	0	23
<a href="#">De La Torre, J</a>	5.14	2.0	0	0	0	2	1	0	8
<a href="#">Villarreal</a>	4.12	1.0	0	0	0	0	1	0	3
<a href="#">Adcock (S, 10)</a>	2.18	1.0	0	0	0	0	0	0	3
Totals	4.33	9.0	6	3	3	5	3	0	37

Axelrod pitched to 1 batter in the 6th.

Team ER: off Toledo 4, off Louisville 3.

BB: off Belfiore (Suarez), off Axelrod 3 (Jones, C, Lennerton, Fields, D), De La Torre, J 2 (Wilson, Jo, Fields, D).

SO: by Belfiore 3 (LaMarre, Suarez, Dominguez, C), Dolis (Curtis), by Axelrod (Fields, D), De La Torre, J (McVane), Villarreal (Moya).

WP: Axelrod 2.

Pitches-strikes: Belfiore 97-61, Rondon, B 10-8, Dolis 11-8, Axelrod 101-60, De La Torre, J 32-17, Villarreal 7-6, Adcock 10-5.

Inherited runners-scored: De La Torre, J 1-1.

Umpires: HP: Carlos Torres. 1B: Tom Honec. 3B: Jonathan Bailey.

Official Scorer: Nick Evans.

Weather: 73 degrees, cloudy.

Wind: 9 mph, Out to LF.

T: 2:35 (:46 delay).

Att: 4,660.

Venue: Louisville Slugger Field.

May 26, 2015

**Compiled by MLB Advanced Media; Copyright by MLB Office of the Commissioner**

Bowie Baysox (23-22) 4, Erie SeaWolves (16-28) 2  
 May 26, 2015

	1	2	3	4	5	6	7	8	9	R	H	E
Erie	0	0	0	0	0	1	1	0	0	2	8	0
Bowie	0	0	0	1	0	0	1	2	x	4	9	2

Erie	AVG	AB	R	H	2B	3B	HR	RBI	BB	SO	PO	A
<a href="#">Bernard, CF</a>	.327	4	0	2	1	0	0	0	0	0	1	0
<a href="#">Krizan, LF</a>	.250	4	0	0	0	0	0	0	0	1	0	0
<a href="#">Harrell, RF</a>	.255	5	0	1	0	0	0	1	0	2	0	0
<a href="#">Green, D, DH</a>	.338	4	1	1	1	0	0	0	1	0	0	0
<a href="#">Gaynor, 3B</a>	.192	3	0	0	0	0	0	0	1	3	0	0
<a href="#">Robbins, 1B</a>	.225	4	0	0	0	0	0	0	0	1	13	0
<a href="#">Powell, 2B</a>	.133	3	0	1	0	0	0	1	1	1	3	5
<a href="#">Green, A, C</a>	.181	4	0	1	1	0	0	0	0	1	7	0
<a href="#">Castro, H, SS</a>	.248	3	1	2	0	0	0	0	1	0	0	5
<a href="#">Collier, P</a>	.000	0	0	0	0	0	0	0	0	0	0	2
<a href="#">Mayberry, P</a>	.000	0	0	0	0	0	0	0	0	0	0	3
Totals	.256	34	2	8	3	0	0	2	4	9	24	15

BATTING

2B: Bernard (15, Ramos, J), Green, A (2, Ramos, J), Green, D (7, Prado).  
 RBI: Powell (2), Harrell (15).  
 SAC: Bernard (off Prado), Krizan (off Givens).  
 Team RISP: 2-for-17.  
 Team LOB: 11.

BASERUNNING

CS: Powell (1, 2nd base by Escat/Wieters).

FIELDING

DP: (Castro, H-Powell-Robbins).

Bowie	AVG	AB	R	H	2B	3B	HR	RBI	BB	SO	PO	A
<a href="#">Davis, G, CF</a>	.281	4	0	0	0	0	0	0	0	0	2	0
<a href="#">Yastrzemski, M, LF</a>	.279	4	1	1	0	0	0	0	0	2	2	0
<a href="#">Wieters, C</a>	.500	4	1	2	0	0	0	0	0	0	9	1
<a href="#">Snyder, B, DH</a>	.333	3	1	2	0	0	1	3	1	0	0	0
<a href="#">Halton, 1B</a>	.255	4	0	1	0	0	0	0	0	0	8	2
<a href="#">Rosa, 2B</a>	.217	4	0	0	0	0	0	0	0	3	2	3
<a href="#">Burgess, RF</a>	.149	3	1	1	0	1	0	0	0	0	0	0
<a href="#">Esposito, 3B</a>	.200	3	0	1	0	0	0	0	0	1	0	3
<a href="#">Martinez, O, SS</a>	.255	3	0	1	0	0	0	1	0	1	2	2
<a href="#">Ramos, J, P</a>	.000	0	0	0	0	0	0	0	0	0	1	0
<a href="#">Prado, P</a>	.000	0	0	0	0	0	0	0	0	0	0	1
<a href="#">Triggs, P</a>	.000	0	0	0	0	0	0	0	0	0	0	0
<a href="#">Escat, P</a>	.000	0	0	0	0	0	0	0	0	0	1	0
<a href="#">Givens, P</a>	.000	0	0	0	0	0	0	0	0	0	0	1
Totals	.252	32	4	9	0	1	1	4	1	7	27	13

BATTING

3B: Burgess (1, Mayberry).  
 HR: Snyder, B (3, 8th inning off Mayberry, 1 on, 1 out).  
 RBI: Snyder, B 3 (6), Martinez, O (9).  
 GIDP: Martinez, O.  
 Team RISP: 3-for-6.  
 Team LOB: 5.

FIELDING

E: Rosa (2), Esposito (8).

Erie	ERA	IP	H	R	ER	BB	SO	HR	BF
<a href="#">Collier</a>	1.50	6.0	5	1	1	1	5	0	23
<a href="#">Mayberry (BS, 2)(L, 2-3)</a>	3.38	2.0	4	3	3	0	2	1	10
Totals	4.99	8.0	9	4	4	1	7	1	33

Bowie	ERA	IP	H	R	ER	BB	SO	HR	BF
<a href="#">Ramos, J</a>	0.00	5.0	3	0	0	1	6	0	20
<a href="#">Prado (BS, 1)</a>	2.31	1.2	4	2	2	2	0	0	11
<a href="#">Triggs</a>	1.00	0.1	0	0	0	0	1	0	1
<a href="#">Escat (W, 1-0)</a>	2.31	1.0	0	0	0	1	1	0	3
<a href="#">Givens (S, 8)</a>	1.37	1.0	1	0	0	0	1	0	5
Totals	3.59	9.0	8	2	2	4	9	0	40

Team ER: off Erie 4, off Bowie 2.  
 BB: off Collier (Snyder, B), off Ramos, J (Castro, H), Prado 2 (Gaynor, Green, D), Escat (Powell).

SO: by Collier 5 (Rosa, Rosa, Esposito, Martinez, O, Yastrzemski, M), Mayberry 2 (Rosa, Yastrzemski, M), by Ramos, J 6 (Gaynor, Powell, Harrell, Gaynor, Robbins, Krizan), Triggs (Gaynor), Escat (Green, A), Givens (Harrell).

WP: Triggs.

Pitches-strikes: Collier 78-51, Mayberry 32-22, Ramos, J 75-51, Prado 30-18, Triggs 7-4, Escat 21-13, Givens 16-12.

Inherited runners-scored: Triggs 2-0.

Umpires: HP: Eric Gillam. 1B: Blake Felix. 3B: Doug Del Bello.

Official Scorer: Peter O'Reily.

Weather: 82 degrees, partly cloudy.

Wind: 10 mph, Varies.

T: 2:28.

Att: 1,891.

Venue: Prince George's Stadium.

May 26, 2015

**Compiled by MLB Advanced Media; Copyright by MLB Office of the Commissioner**

St. Lucie Mets (22-23) 6, Lakeland Flying Tigers (21-23) 3  
 May 26, 2015

	1	2	3	4	5	6	7	8	9	R	H	E
Lakeland	0	1	2	0	0	0	0	0	0	3	6	0
St. Lucie	4	0	0	0	0	0	2	0	x	6	8	0

Lakeland	AVG	AB	R	H	2B	3B	HR	RBI	BB	SO	PO	A
<a href="#">James, CF</a>	.229	4	0	1	0	0	0	0	1	0	1	0
<a href="#">Rhymes, LF</a>	.196	4	1	0	0	0	0	0	1	2	2	0
<a href="#">Betancourt, J, 2B</a>	.253	4	1	1	0	0	0	0	0	0	4	4
<a href="#">Ficociello, 1B</a>	.305	4	0	1	0	0	0	1	0	1	8	2
<a href="#">Verlander, B, RF</a>	.243	3	0	0	0	0	0	1	0	1	2	0
<a href="#">Martinez, Fran, 3B</a>	.240	3	1	0	0	0	0	0	1	0	0	1
<a href="#">Borchering, DH</a>	.182	3	0	1	1	0	0	0	1	2	0	0
<a href="#">Greiner, C</a>	.153	4	0	1	0	0	0	1	0	1	4	2
<a href="#">Gonzalez, D, SS</a>	.227	3	0	1	0	0	0	0	1	2	2	5
<a href="#">Longstreth, P</a>	.000	0	0	0	0	0	0	0	0	0	1	0
<a href="#">Smith, B, P</a>	.000	0	0	0	0	0	0	0	0	0	0	0
<a href="#">Clinard, P</a>	.000	0	0	0	0	0	0	0	0	0	0	0
<a href="#">Fury, P</a>	.000	0	0	0	0	0	0	0	0	0	0	0
Totals	.240	32	3	6	1	0	0	3	5	9	24	14

**BATTING**

2B: Borchering (5, Diaz, Mi).  
 RBI: Greiner (9), Ficociello (15), Verlander, B (16).  
 SF: Verlander, B (off Diaz, Mi).  
 Team RISP: 1-for-7.  
 Team LOB: 8.

**BASERUNNING**

SB: James (6, 2nd base off Diaz, Mi/Plaia).

**FIELDING**

DP: 3 (Martinez, Fran-Betancourt, J-Ficociello, Betancourt, J-Gonzalez, D-Ficociello, Gonzalez, D-Betancourt, J-Ficociello).

St. Lucie	AVG	AB	R	H	2B	3B	HR	RBI	BB	SO	PO	A
<a href="#">Ruiz, Y, 2B</a>	.239	4	1	0	0	0	0	0	1	1	1	2
<a href="#">McNeil, 3B</a>	.348	5	1	4	0	0	0	1	0	0	1	1
<a href="#">Conforto, LF</a>	.291	2	1	0	0	0	0	0	2	0	4	0
<a href="#">Oberste, DH</a>	.264	2	1	0	0	0	0	1	2	1	0	0
<a href="#">Smith, D, 1B</a>	.234	4	1	1	1	0	0	3	0	1	9	0
<a href="#">De La Cruz, M, RF</a>	.297	3	0	1	0	0	0	1	1	0	2	0
<a href="#">Rosario, SS</a>	.276	4	0	1	0	0	0	0	0	1	1	4
<a href="#">Plaia, C</a>	.299	1	1	0	0	0	0	0	3	0	7	2
<a href="#">Stuart, CF</a>	.196	3	0	1	1	0	0	0	1	1	2	0
<a href="#">Diaz, Mi, P</a>	.000	0	0	0	0	0	0	0	0	0	0	0
<a href="#">Hepple, P</a>	.000	0	0	0	0	0	0	0	0	0	0	0
<a href="#">Smoker, P</a>	.000	0	0	0	0	0	0	0	0	0	0	0
Totals	.262	28	6	8	2	0	0	6	10	5	27	9

**BATTING**

2B: Smith, D (10, Longstreth), Stuart (3, Clinard).  
 RBI: Smith, D 3 (19), De La Cruz, M (22), McNeil (13), Oberste (18).  
 GIDP: Rosario 2, Conforto.  
 Team RISP: 3-for-7.  
 Team LOB: 8.

**BASERUNNING**

SB: McNeil 2 (6, 2nd base off Longstreth/Greiner, 3rd base off Longstreth/Greiner).  
 CS: Rosario (3, 2nd base by Longstreth/Greiner).

**FIELDING**

PB: Plaia (10).

Lakeland	ERA	IP	H	R	ER	BB	SO	HR	BF
<a href="#">Longstreth (L, 2-3)</a>	2.66	5.0	6	4	4	3	3	0	21
<a href="#">Smith, B</a>	3.97	1.2	1	2	2	2	2	0	8
<a href="#">Clinard</a>	0.00	1.0	1	0	0	4	0	0	7
<a href="#">Fury</a>	10.80	0.1	0	0	0	1	0	0	2
Totals	3.36	8.0	8	6	6	10	5	0	38

St. Lucie	ERA	IP	H	R	ER	BB	SO	HR	BF
<a href="#">Diaz, Mi (W, 2-3)</a>	3.32	5.2	5	3	3	4	4	0	26
<a href="#">Hepple</a>	2.11	1.1	0	0	0	1	0	0	5
<a href="#">Smoker (S, 2)</a>	0.00	2.0	1	0	0	0	5	0	7
Totals	3.40	9.0	6	3	3	5	9	0	38

Team ER: off Lakeland 6, off St. Lucie 3.

BB: off Longstreth 3 (Conforto, Oberste, Plaia), Smith, B 2 (Plaia, Stuart), Clinard 4 (Conforto, Oberste, De La Cruz, M, Plaia), Fury (Ruiz, Y), off Diaz, Mi 4 (James, Martinez, Fran, Rhymes, Borchering), Hepple (Gonzalez, D).

SO: by Longstreth 3 (Stuart, Ruiz, Y, Smith, D), Smith, B 2 (Oberste, Rosario), by Diaz, Mi 4 (Rhymes, Ficociello, Gonzalez, D, Borchering), Smoker 5 (Verlander, B, Borchering, Greiner, Gonzalez, D, Rhymes).

Inherited runners-scored: Clinard 2-1, Fury 2-0, Hepple 2-0.

Umpires: HP: Joe George. 1B: Dave Attridge.

Official Scorer: Bill Whitehead.

Weather: 89 degrees, partly cloudy.

Wind: 15 mph, R to L.

T: 2:43.

Att: 1,475.

Venue: Tradition Field.

May 26, 2015

**Compiled by MLB Advanced Media; Copyright by MLB Office of the Commissioner**

West Michigan Whitecaps (24-22) 5, Lake County Captains (24-22) 1  
 May 26, 2015

	1	2	3	4	5	6	7	8	9	R	H	E
West Michigan	1	1	0	3	0	0	0	0	0	5	13	1
Lake County	0	1	0	0	0	0	0	0	0	1	6	0

West Michigan	AVG	AB	R	H	2B	3B	HR	RBI	BB	SO	PO	A
<a href="#">Hill, CF</a>	.214	5	1	2	0	0	0	1	0	2	3	0
<a href="#">Kivett, RF</a>	.310	5	1	3	1	0	0	0	0	0	6	0
<a href="#">Gerber, DH</a>	.376	5	0	2	0	0	0	0	0	0	0	0
<a href="#">Pankake, 2B</a>	.256	2	0	1	0	0	0	2	2	0	0	2
<a href="#">Kengor, 1B</a>	.319	4	0	1	0	1	0	0	1	0	9	0
<a href="#">Zeile, C</a>	.185	5	0	1	0	0	0	0	0	0	4	1
<a href="#">Shepherd, 3B</a>	.283	3	2	2	2	0	0	0	1	1	0	0
<a href="#">Schotts, LF</a>	.244	4	1	1	0	0	1	2	0	1	2	0
<a href="#">Fuentes, S, SS</a>	.050	4	0	0	0	0	0	0	2	3	5	0
<a href="#">Ladwig, P</a>	.000	0	0	0	0	0	0	0	0	0	0	2
<a href="#">Smith, P</a>	.000	0	0	0	0	0	0	0	0	0	0	0
<a href="#">Belisario, P</a>	.000	0	0	0	0	0	0	0	0	0	0	0
Totals	.264	37	5	13	3	1	1	5	4	6	27	10

BATTING

2B: Kivett (15, Milbrath), Shepherd 2 (13, Milbrath, Milbrath).

3B: Kengor (2, Garcia).

HR: Schotts (1, 4th inning off Milbrath, 1 on, 1 out).

RBI: Pankake 2 (24), Hill (5), Schotts 2 (16).

SF: Pankake (off Milbrath).

GIDP: Kengor, Gerber.

Team RISP: 4-for-15.

Team LOB: 10.

BASERUNNING

SB: Gerber (12, 2nd base off Milbrath/Mejia, F), Hill (16, 2nd base off Milbrath/Mejia, F).

FIELDING

E: Pankake (6).

Lake County	AVG	AB	R	H	2B	3B	HR	RBI	BB	SO	PO	A
<a href="#">Allen, RF</a>	.255	4	0	1	0	0	0	0	0	0	2	0
<a href="#">Bautista, C, 2B</a>	.307	4	0	2	0	0	0	0	0	0	2	3
<a href="#">Chang, SS</a>	.242	3	0	0	0	0	0	0	1	1	4	4
<a href="#">Murphy, 3B</a>	.242	3	0	0	0	0	0	0	1	1	1	3
<a href="#">Paulino, LF</a>	.224	4	0	0	0	0	0	0	0	0	2	0
<a href="#">Ison, CF</a>	.232	4	1	1	1	0	0	0	0	0	1	0
<a href="#">Mejia, F, C</a>	.213	4	0	0	0	0	0	0	0	1	6	1
<a href="#">Armendariz, DH</a>	.230	4	0	2	0	0	0	0	0	1	0	0
<a href="#">Fink, 1B</a>	.176	3	0	0	0	0	0	0	0	0	9	0
<a href="#">Milbrath, P</a>	.000	0	0	0	0	0	0	0	0	0	0	1
<a href="#">Pasquale, P</a>	.000	0	0	0	0	0	0	0	0	0	0	0
<a href="#">Garcia, P</a>	.000	0	0	0	0	0	0	0	0	0	0	0
<a href="#">Eubank, P</a>	.000	0	0	0	0	0	0	0	0	0	0	0
Totals	.241	33	1	6	1	0	0	0	2	4	27	12

BATTING

2B: Ison (4, Ladwig).

Team RISP: 1-for-4.

Team LOB: 7.

FIELDING

PB: Mejia, F (4).

DP: 2 (Bautista, C-Chang-Fink 2).

West Michigan	ERA	IP	H	R	ER	BB	SO	HR	BF
<a href="#">Ladwig (W, 4-4)</a>	4.40	6.0	5	1	0	2	3	0	25
<a href="#">Smith</a>	0.93	2.0	1	0	0	0	0	0	7
<a href="#">Belisario</a>	1.40	1.0	0	0	0	0	1	0	3
Totals	3.70	9.0	6	1	0	2	4	0	35

Lake County	ERA	IP	H	R	ER	BB	SO	HR	BF
<a href="#">Milbrath (L, 2-5)</a>	6.39	4.0	11	5	5	3	2	1	25
<a href="#">Pasquale</a>	0.56	2.0	1	0	0	0	2	0	6
<a href="#">Garcia</a>	2.38	2.0	1	0	0	0	2	0	7
<a href="#">Eubank</a>	3.57	1.0	0	0	0	1	0	0	4
Totals	3.77	9.0	13	5	5	4	6	1	42

Milbrath pitched to 2 batters in the 5th.



Team ER: off West Michigan 0, off Lake County 5.

BB: off Ladwig 2 (Chang, Murphy), off Milbrath 3 (Kengor, Pankake, Shepherd), Eubank (Pankake).

SO: by Ladwig 3 (Mejia, F, Murphy, Chang), Belisario (Armendariz), by Milbrath 2 (Hill, Schotts), Pasquale 2 (Fuentes, S, Hill), Garcia 2 (Shepherd, Fuentes, S).

Inherited runners-scored: Pasquale 2-0.

Umpires: HP: Brock Balou. 1B: Tyler Olson.

Official Scorer: Mike Mohner.

Weather: 80 degrees, partly cloudy.

Wind: 17 mph, Out to CF.

T: 2:30 (:22 delay).

Att: 1,357.

Venue: Classic Park.

May 26, 2015

**Compiled by MLB Advanced Media; Copyright by MLB Office of the Commissioner**

VSL Phillies (5-3) 3, VSL Tigers (3-5) 2  
 May 26, 2015

	1	2	3	4	5	6	7	8	9	R	H	E
VSL Phillies	2	0	0	0	0	1	0	0	0	3	5	2
VSL Tigers	0	1	0	0	0	0	1	0	0	2	5	2

VSL Phillies	AVG	AB	R	H	2B	3B	HR	RBI	BB	SO	PO	A
<a href="#">Rivas, SS</a>	.154	3	1	0	0	0	0	0	1	0	0	4
<a href="#">Henriquez, 2B</a>	.212	4	0	0	0	0	0	0	0	1	3	3
<a href="#">Mendoza, L, CF</a>	.290	4	2	1	1	0	0	0	0	0	1	0
<a href="#">Gamboa, 1B</a>	.281	4	0	3	1	0	0	1	0	0	9	0
<a href="#">Jimenez, E, RF</a>	.360	2	0	1	0	0	0	1	2	0	5	0
<a href="#">Rodriguez, L, C</a>	.250	3	0	0	0	0	0	1	0	0	5	0
<a href="#">Tabares, LF</a>	.238	4	0	0	0	0	0	0	0	0	2	0
<a href="#">Pereira, 3B</a>	.000	4	0	0	0	0	0	0	0	0	1	1
<a href="#">Herrera, DH</a>	.056	3	0	0	0	0	0	0	1	1	0	0
<a href="#">Llovera, P</a>	.000	0	0	0	0	0	0	0	0	0	0	0
<a href="#">Martinez, P</a>	.000	0	0	0	0	0	0	0	0	0	1	0
<a href="#">Diaz, O, P</a>	.000	0	0	0	0	0	0	0	0	0	0	1
Totals	.230	31	3	5	2	0	0	3	4	2	27	9

**BATTING**

2B: Gamboa (2, Figueroa), Mendoza, L (2, Villarroel).  
 RBI: Gamboa (8), Jimenez, E (4), Rodriguez, L (3).  
 SF: Rodriguez, L (off Villarroel).  
 Team RISP: 2-for-7.  
 Team LOB: 6.

**BASERUNNING**

CS: Jimenez, E (1, 2nd base by Figueroa/Escobar).

**FIELDING**

E: Rivas (1), Pereira (3).

VSL Tigers	AVG	AB	R	H	2B	3B	HR	RBI	BB	SO	PO	A
<a href="#">Chirinos, DH</a>	.240	3	0	0	0	0	0	0	1	1	0	0
<a href="#">Salas, SS</a>	.269	3	0	0	0	0	0	0	0	0	4	1
<a href="#">Hernandez, RF</a>	.233	3	0	0	0	0	0	0	1	0	2	0
<a href="#">Pereira, 2B</a>	.310	3	0	0	0	0	0	0	1	1	1	2
<a href="#">Torrealba, LF</a>	.167	4	0	0	0	0	0	0	0	0	1	0
<a href="#">Escobar, C</a>	.292	4	0	0	0	0	0	0	0	0	2	2
<a href="#">Castillo, E, 1B</a>	.355	4	1	2	0	0	0	0	0	1	11	4
<a href="#">Gonzalez, J, CF</a>	.333	4	1	2	1	0	0	1	0	0	2	0
<a href="#">Bello, 3B</a>	.143	4	0	1	0	0	0	0	0	1	2	6
<a href="#">Figueroa, P</a>	.000	0	0	0	0	0	0	0	0	0	2	1
<a href="#">Villarroel, P</a>	.000	0	0	0	0	0	0	0	0	0	0	1
<a href="#">Figuera, P</a>	.000	0	0	0	0	0	0	0	0	0	0	0
Totals	.238	32	2	5	1	0	0	1	3	4	27	17

**BATTING**

2B: Gonzalez, J (1, Martinez).  
 RBI: Gonzalez, J (2).  
 Team RISP: 2-for-10.  
 Team LOB: 7.

**BASERUNNING**

SB: Pereira (6, 2nd base off Llovera/Rodriguez, L), Gonzalez, J (1, home off Llovera/Rodriguez, L), Bello (1, 2nd base off Llovera/Rodriguez, L).  
 CS: Gonzalez, J (1, home by Martinez/Rodriguez, L).

**FIELDING**

E: Pereira (4), Salas (2).

VSL Phillies	ERA	IP	H	R	ER	BB	SO	HR	BF
<a href="#">Llovera (W, 1-1)</a>	5.87	5.0	1	1	0	2	1	0	21
<a href="#">Martinez</a>	3.00	2.0	3	1	1	0	2	0	8
<a href="#">Diaz, O (S, 2)</a>	0.00	2.0	1	0	0	1	1	0	7
Totals	3.34	9.0	5	2	1	3	4	0	36

VSL Tigers	ERA	IP	H	R	ER	BB	SO	HR	BF
<a href="#">Figueroa (L, 1-1)</a>	0.90	5.0	1	2	1	2	1	0	19
<a href="#">Villarroel</a>	1.80	2.0	2	1	1	2	0	0	9
<a href="#">Figuera</a>	0.00	2.0	2	0	0	0	1	0	8
Totals	4.24	9.0	5	3	2	4	2	0	36

Team ER: off VSL Phillies 1, off VSL Tigers 2.

BB: off Llovera 2 (Hernandez, Chirinos), Diaz, O (Pereira), off Figueroa 2 (Rivas, Jimenez, E), Villarroel 2 (Jimenez, E, Herrera).

SO: by Llovera (Castillo, E), Martinez 2 (Pereira, Chirinos), Diaz, O (Bello), by Figueroa (Herrera), Figuera (Henriquez).

WP: Martinez.

HB: Salas (by Llovera).

Balk: Llovera 2.

Umpires: HP: Jose Navas. 1B: Josman Melendez. 3B: Kenny Guevara.

Official Scorer: Rafael Ramirez.

Weather: 90 degrees, sunny.

Wind: 2 mph, In from LF.

T: 2:45.

Venue: Generic VST.

May 26, 2015

**Compiled by MLB Advanced Media; Copyright by MLB Office of the Commissioner**

Choose a highlighted category to sort. NOTE: Rate stats do not use qualifiers.

		GI ---GAMES BY POSITION---																												
BATTERS		AVG	G	AB	R	H	2B	3B	HR	RBI	TB	BB	IBB	SO	SB	CS	OBP	SLG	OPS	SF	SAC	HBP	DP	1B	2B	3B	SS	OF	C	E
*	<a href="#">Avila, Alex</a>	.200	22	60	10	12	1	0	2	8	19	13	0	21	0	0	.342	.317	.659	0	1	0	0	2	0	0	0	0	20	0
	<a href="#">Cabrera, Miguel</a>	.341	46	167	26	57	9	1	11	32	101	30	8	33	1	1	.442	.605	1.047	1	0	1	7	46	0	0	0	0	0	0
	<a href="#">Castellanos, Nick</a>	.237	46	169	11	40	7	3	4	20	65	12	1	45	0	1	.284	.385	.669	2	0	0	7	0	0	45	0	0	0	3
	<a href="#">Cespedes, Yoanis</a>	.285	47	179	23	51	16	1	5	24	84	10	1	43	3	3	.318	.469	.787	3	0	0	4	0	0	0	0	45	0	3
*	<a href="#">Collins, Tyler</a>	.267	6	15	1	4	0	0	0	0	4	2	0	3	0	0	.353	.267	.620	0	0	0	1	0	0	0	0	1	0	0
	<a href="#">Davis, Rajai</a>	.271	34	96	20	26	5	3	1	10	40	11	0	16	11	2	.349	.417	.765	1	1	1	2	0	0	0	0	25	0	1
*	<a href="#">Gose, Anthony</a>	.338	36	139	20	47	10	3	1	11	66	8	0	39	8	4	.374	.475	.849	0	1	0	2	0	0	0	0	35	0	2
	<a href="#">Holaday, Bryan</a>	.308	4	13	1	4	2	0	1	6	9	0	0	1	0	0	.308	.692	1.000	0	0	0	0	0	0	0	0	0	3	0
	<a href="#">Iglesias, Jose</a>	.333	38	123	10	41	4	2	1	6	52	9	0	11	7	1	.388	.423	.811	0	2	2	4	0	0	0	38	0	0	3
	<a href="#">Kinsler, Ian</a>	.282	46	181	27	51	11	2	0	21	66	22	0	26	6	0	.356	.365	.721	2	0	0	5	0	46	0	0	0	0	2
	<a href="#">Machado, Dixon</a>	.000	2	4	0	0	0	0	0	0	0	0	0	0	0	0	.000	.000	.000	0	0	0	1	0	0	0	2	0	0	1
	<a href="#">Martinez, J.D.</a>	.260	46	173	25	45	9	0	9	22	81	16	1	56	1	1	.328	.468	.796	1	0	2	4	0	0	0	0	42	0	1
#	<a href="#">Martinez, Victor</a>	.216	34	111	9	24	3	0	1	15	30	14	6	13	0	0	.308	.270	.578	3	0	2	6							
	<a href="#">McCann, James</a>	.281	30	96	10	27	5	1	2	10	40	4	0	20	0	0	.310	.417	.727	0	1	0	7	0	0	0	0	0	30	0
	<a href="#">Perez, Herman</a>	.069	20	29	1	2	0	0	0	0	2	1	0	10	1	0	.100	.069	.169	0	0	0	2	3	5	7	3	0	0	0
#	<a href="#">Romine, Andrew</a>	.361	34	36	7	13	0	0	0	3	13	3	0	6	4	4	.410	.361	.771	0	0	0	0	2	0	19	11	2	0	2
	Team Total	.276	47	1606	201	444	82	16	38	188	672	155	17	354	42	17	.341	.418	.759	13	6	8	52							21
PITCHERS		W	L	ERA	G	GS	CG	SHO	SV	SVO	IP	H	R	ER	HR	HB	BB	IBB	SO	BK	WP	GO/AO	DP	WHIP	AVG	AB	TBF	SF	GF	HLD
	<a href="#">Alburquerque, Al</a>	0	0	4.15	18	0	0	0	0	0	17.1	18	8	8	3	0	9	0	13	1	2	1.00	1	1.56	.261	69	78	0	5	3
	<a href="#">Chamberlain, Joba</a>	0	1	1.32	17	0	0	0	0	1	13.2	17	6	2	1	0	3	0	9	0	1	1.07	2	1.46	.309	55	58	0	5	6
*	<a href="#">Gorzelanny, Tom</a>	1	1	2.93	17	0	0	0	0	0	15.1	17	5	5	1	0	4	1	13	0	0	1.23	3	1.37	.293	58	63	0	5	2
	<a href="#">Greene, Shane</a>	4	3	4.27	10	10	0	0	0	0	59.0	55	29	28	3	4	15	1	38	0	0	1.10	8	1.19	.252	218	240	2	0	0
*	<a href="#">Hardy, Blaine</a>	2	0	2.89	19	0	0	0	0	0	18.2	15	8	6	0	0	9	1	14	0	1	0.41	1	1.29	.224	67	79	3	3	2
*	<a href="#">Krol, Ian</a>	1	0	4.76	6	0	0	0	0	1	5.2	4	3	3	2	0	3	0	5	0	0	1.20	1	1.24	.200	20	23	0	1	0
*	<a href="#">Lobstein, Kyle</a>	3	5	4.34	8	8	0	0	0	0	47.2	53	24	23	3	0	16	0	20	0	1	1.61	6	1.45	.283	187	204	1	0	0
	<a href="#">Nathan, Joe</a>	0	0	0.00	1	0	0	0	1	1	0.1	0	0	0	0	0	0	0	1	0	0		0	0.00	.000	1	1	0	1	0
	<a href="#">Nesbitt, Angel</a>	1	1	3.50	19	0	0	0	0	1	18.0	17	8	7	1	2	4	1	13	0	2	1.11	0	1.17	.254	67	76	1	5	2
*	<a href="#">Price, David</a>	4	1	2.97	10	10	1	0	0	0	66.2	64	27	22	6	2	14	1	57	0	0	0.75	4	1.17	.245	261	279	2	0	0
	<a href="#">Sanchez, Anibal</a>	3	5	6.12	10	10	0	0	0	0	60.1	63	42	41	11	1	17	1	59	2	2	0.74	3	1.33	.268	235	258	2	0	0
	<a href="#">Simon, Alfredo</a>	5	2	2.67	9	9	0	0	0	0	57.1	53	19	17	4	1	16	1	38	0	2	0.91	2	1.20	.249	213	236	2	0	0
	<a href="#">Soria, Joaquin</a>	2	0	1.33	21	0	0	0	0	0	20.1	11	3	3	2	0	3	0	15	0	0	1.44	2	0.69	.159	69	73	0	18	0
	<a href="#">Wilson, Alex</a>	1	1	2.29	12	0	0	0	0	0	19.2	13	5	5	1	0	2	0	15	0	0	0.74	4	0.76	.191	68	70	0	3	1
	Team Total	27	20	3.64	47	47	1	5	15	19	420.0	400	187	170	38	10	115	7	310	3	11	1.22	37	1.23	.252	1588	1738	13	46	16

KEY: \* - lefthanded hitter/pitcher, # - switch hitter

Choose a highlighted category to sort. NOTE: Rate stats do not use qualifiers.

	GI ---GAMES BY POSITION---																													
	DP	1B	2B	3B	SS	OF	C	E																						
BATTERS	AVG	G	AB	R	H	2B	3B	HR	RBI	TB	BB	IBB	SO	SB	CS	OBP	SLG	OPS	SF	SAC	HBP									
* <a href="#">Avery, Xavier</a>	.293	41	157	21	46	10	0	0	11	56	15	0	35	11	6	.362	.357	.719	0	1	2	1	0	0	0	0	31	0	1	
* <a href="#">Collins, Tyler</a>	.248	32	113	14	28	6	0	0	9	34	15	0	24	8	1	.338	.301	.639	3	0	2	1	0	0	0	0	28	0	1	
* <a href="#">Fields, Daniel</a>	.273	41	150	27	41	13	6	2	16	72	28	1	49	8	2	.400	.480	.880	2	0	5	5	0	0	0	0	39	0	1	
<a href="#">Gaynor, Wade</a>	.261	7	23	2	6	3	1	0	4	11	0	0	4	1	0	.250	.478	.728	1	0	0	0	0	0	1	0	4	0	0	
<a href="#">Gonzalez, Miquel</a>	.258	9	31	3	8	4	0	0	7	12	3	0	7	0	0	.324	.387	.711	0	0	0	0	0	0	0	0	0	0	9	0
<a href="#">Hessman, Mike</a>	.221	37	122	15	27	6	0	5	18	48	24	1	32	1	0	.362	.393	.755	2	0	4	0	17	0	2	0	0	0	3	
<a href="#">Holaday, Bryan</a>	.230	18	61	7	14	3	0	1	9	20	3	0	15	0	1	.273	.328	.601	1	0	1	1	0	0	0	0	0	18	1	
* <a href="#">Jones, Corey</a>	.318	15	44	6	14	4	1	1	10	23	6	0	11	0	0	.385	.523	.907	2	1	0	0	0	11	3	0	0	0	4	
* <a href="#">Krizan, Jason</a>	.169	20	71	7	12	1	0	0	5	13	7	0	15	0	1	.238	.183	.421	2	2	0	3	2	10	0	0	4	0	0	
* <a href="#">Lennerton, Jordan</a>	.243	32	111	14	27	11	0	1	14	41	13	0	25	0	1	.320	.369	.689	1	0	0	3	29	0	0	0	0	0	0	
<a href="#">Machado, Dixon</a>	.274	40	157	19	43	6	0	1	16	52	15	0	30	5	0	.339	.331	.670	1	4	1	8	0	0	0	40	0	0	5	
<a href="#">Marte, Jefry</a>	.242	42	157	21	38	8	3	5	28	67	9	0	28	5	2	.285	.427	.712	4	0	2	0	0	0	41	0	0	0	7	
<a href="#">McVane, Jeff</a>	.208	7	24	4	5	0	0	0	3	5	3	0	4	0	1	.310	.208	.519	1	0	1	1	0	0	0	0	6	0	0	
* <a href="#">Moya, Steven</a>	.252	29	111	13	28	8	0	3	12	45	6	0	36	0	0	.288	.405	.694	1	1	0	2	0	0	0	0	24	0	1	
<a href="#">Pina, Manny</a>	.243	23	70	6	17	6	0	1	9	26	7	0	7	0	0	.325	.371	.696	1	0	2	6	0	0	0	0	0	0	21	2
<a href="#">Wilson, Josh</a>	.291	32	110	14	32	9	0	0	8	41	11	0	26	5	1	.355	.373	.728	0	1	0	2	0	27	0	6	0	0	2	
Team Total	.255	45	1512	193	386	98	11	20	179	566	165	2	348	44	16	.332	.374	.707	22	10	20	33							31	
PITCHERS	W	L	ERA	G	GS	CG	SHO	SV	SVO	IP	H	R	ER	HR	HB	BB	IBB	SO	BK	WP	GO/AO	DP	WHIP	AVG	AB	TBF	SF	GF	HLD	
* <a href="#">Belfiore, Mike</a>	1	7	7.03	9	9	0	0	0	0	48.2	66	40	38	6	1	17	0	28	0	0	1.09	3	1.71	.328	201	225	2	0	0	
<a href="#">Cabrera, Alberto</a>	2	0	2.55	16	0	0	0	3	5	17.2	8	5	5	2	0	9	0	20	0	4	1.20	0	0.96	.133	60	70	0	10	2	
<a href="#">Dolis, Rafael</a>	1	1	8.00	14	0	0	0	0	1	18.0	20	18	16	0	0	20	1	17	0	5	1.18	0	2.22	.274	73	94	0	5	1	
<a href="#">Farmer, Buck</a>	5	1	2.98	9	9	0	0	0	0	51.1	41	22	17	1	1	19	0	50	0	3	1.13	4	1.17	.215	191	213	2	0	0	
* <a href="#">Faulk, Kenny</a>	0	0	7.62	9	0	0	0	0	0	13.0	18	11	11	2	1	3	0	13	0	2	1.08	0	1.62	.316	57	62	1	2	2	
<a href="#">Knudson, Guido</a>	1	0	0.00	4	0	0	0	0	0	6.2	1	0	0	0	0	3	0	8	0	0	0.71	0	0.60	.048	21	24	0	1	1	
* <a href="#">Krol, Ian</a>	0	0	0.00	9	0	0	0	0	1	10.1	3	0	0	0	0	5	0	11	0	2	1.11	0	0.77	.094	32	38	1	1	3	
* <a href="#">Lennerton, Jordan</a>	0	0	0.00	1	0	0	0	0	0	0.1	0	0	0	0	0	0	0	0	0	0	1.00	0	0.00	.000	1	1	0	1	0	
<a href="#">Melville, Tim</a>	2	4	5.92	9	9	0	0	0	0	48.2	48	32	32	6	5	22	0	30	1	1	0.53	1	1.44	.261	184	215	1	0	0	
<a href="#">Mercedes, Melvin</a>	0	1	4.87	13	0	0	0	0	2	20.1	29	12	11	2	0	6	1	17	1	0	0.96	0	1.72	.326	89	97	2	6	0	
<a href="#">Nathan, Joe</a>	0	0	0.00	1	0	0	0	0	0	0.2	0	0	0	0	0	0	0	1	0	0	1.00	0	0.00	.000	2	2	0	0	0	
<a href="#">Perry, Ryan</a>	0	0	12.71	5	0	0	0	0	0	5.2	11	8	8	1	1	4	0	5	0	0	1.50	2	2.65	.423	26	31	0	2	0	
<a href="#">Putkonen, Luke</a>	0	0	32.40	2	0	0	0	0	0	1.2	6	6	6	0	0	2	0	1	0	1	1.00	0	4.80	.545	11	13	0	0	0	
* <a href="#">Robowski, Ryan</a>	0	0	4.15	2	0	0	0	0	0	4.1	4	2	2	1	0	2	0	3	0	0	1.00	1	1.38	.267	15	17	0	0	0	
<a href="#">Rondon, Bruce</a>	1	0	3.38	3	0	0	0	0	1	2.2	3	1	1	0	0	0	0	1	0	0	0.60	0	1.13	.250	12	12	0	0	0	
* <a href="#">Ryan, Kyle</a>	0	5	4.67	9	9	0	0	0	0	54.0	58	29	28	1	0	17	1	31	0	0	1.86	8	1.39	.280	207	226	0	0	0	
<a href="#">Valdez, Jose</a>	0	3	6.91	13	0	0	0	0	1	14.1	20	13	11	2	0	8	0	10	1	1	0.94	0	1.95	.323	62	71	0	6	1	
<a href="#">Weber, Thad</a>	4	3	4.38	9	9	0	0	0	0	51.1	48	28	25	6	1	10	0	36	1	2	1.37	2	1.13	.238	202	216	2	0	0	
<a href="#">Wilson, Alex</a>	1	0	0.00	4	0	0	0	3	3	5.1	4	0	0	0	0	1	0	5	0	0	0.67	1	0.94	.211	19	20	0	4	0	
<a href="#">Zeid, Josh</a>	1	1	4.79	16	0	0	0	1	2	20.2	16	12	11	1	0	15	1	15	0	1	1.05	2	1.50	.219	73	91	1	7	3	
Team Total	19	26	5.05	45	45	0	3	7	16	395.2	404	239	222	31	10	163	4	302	4	22	1.40	24	1.43	.263	1538	1738	12	45	13	

KEY: \* - lefthanded hitter/pitcher, # - switch hitter

Choose a highlighted category to sort. NOTE: Rate stats do not use qualifiers.

GI ---GAMES BY POSITION---

BATTERS	AVG	G	AB	R	H	2B	3B	HR	RBI	TB	BB	IBB	SO	SB	CS	OBP	SLG	OPS	SF	SAC	HBP	DP	1B	2B	3B	SS	OF	C	E	
<a href="#">Bernard, Wynton</a>	.327	40	162	23	53	15	1	2	15	76	9	0	26	11	5	.366	.469	.835	0	4	1	0	0	0	0	0	38	0	0	
* <a href="#">Castro, Harold</a>	.248	30	101	13	25	3	0	0	8	28	4	0	15	5	5	.274	.277	.551	1	2	0	1	0	21	0	7	0	0	4	
<a href="#">Gaynor, Wade</a>	.192	27	99	8	19	5	0	4	10	36	8	1	27	4	0	.250	.364	.614	1	0	0	2	2	0	21	0	1	0	5	
<a href="#">Gonzalez, Miquel</a>	.135	12	37	2	5	1	0	1	4	9	2	0	6	0	1	.175	.243	.418	1	3	0	2	0	0	0	0	0	12	1	
<a href="#">Green, Austin</a>	.181	26	83	8	15	2	1	1	4	22	9	0	18	0	0	.266	.265	.531	1	1	1	2	0	0	0	0	0	26	1	
* <a href="#">Green, Dean</a>	.338	35	130	16	44	7	0	5	23	66	19	0	17	0	0	.417	.508	.925	2	0	0	5	5	0	0	0	0	0	2	
<a href="#">Harrell, Connor</a>	.255	39	141	18	36	7	1	3	15	54	9	0	41	1	5	.312	.383	.695	1	1	3	1	0	0	0	0	39	0	4	
<a href="#">Harris, Brendan</a>	.245	32	94	22	23	3	0	2	11	32	22	0	18	0	1	.400	.340	.740	1	1	3	0	0	0	4	27	0	0	5	
* <a href="#">Jones, Corey</a>	.293	21	75	8	22	4	0	0	10	26	10	0	7	2	1	.393	.347	.740	1	0	3	1	0	0	20	0	0	0	6	
* <a href="#">Krizan, Jason</a>	.250	21	80	9	20	5	2	1	10	32	9	0	8	0	0	.322	.400	.722	1	2	0	0	3	7	0	0	11	0	3	
<a href="#">Longley, Drew</a>	.192	9	26	2	5	1	0	1	3	9	3	0	10	0	0	.267	.346	.613	1	0	0	0	0	0	0	0	0	9	0	
<a href="#">McVaney, Jeff</a>	.320	35	128	20	41	9	2	1	14	57	18	0	22	1	2	.403	.445	.848	2	0	1	1	0	0	0	0	35	0	1	
<a href="#">Powell, Curt</a>	.133	5	15	2	2	0	0	0	2	2	5	0	5	0	1	.350	.133	.483	0	0	0	0	0	1	0	4	0	0	1	
<a href="#">Prince, Josh</a>	.212	28	85	10	18	5	0	1	7	26	12	0	19	6	3	.309	.306	.615	0	0	0	0	0	15	0	7	1	0	4	
* <a href="#">Robbins, James</a>	.225	38	138	7	31	8	2	1	15	46	7	0	35	1	0	.260	.333	.594	1	0	0	6	35	0	0	0	0	0	2	
<a href="#">Wells, Casper</a>	.209	15	43	4	9	2	0	1	6	14	4	0	17	0	0	.292	.326	.617	0	0	1	0	0	0	0	0	8	0	0	
Team Total	.256	44	1437	172	368	77	9	24	157	535	150	1	291	31	24	.329	.372	.701	14	14	13	21								43

PITCHERS	W	L	ERA	G	GS	CG	SHO	SV	SVO	IP	H	R	ER	HR	HB	BB	IBB	SO	BK	WP	GO/AO	DP	WHIP	AVG	AB	TBF	SF	GF	HLD
<a href="#">Collier, Tommy</a>	0	0	1.50	1	1	0	0	0	0	6.0	5	1	1	0	0	1	0	5	0	0	3.00	1	1.00	.227	22	23	0	0	0
<a href="#">De La Rosa, Edgar</a>	0	1	7.56	13	0	0	1	2		16.2	21	15	14	1	1	18	3	12	1	0	0.36	0	2.34	.323	65	86	0	9	1
* <a href="#">Duran, Omar</a>	1	1	8.64	7	0	0	0	1		8.1	10	9	8	1	1	4	0	10	0	1	1.80	1	1.68	.303	33	39	0	5	0
<a href="#">Ferrell, Jeff</a>	0	0	1.76	7	1	0	0	4	4	15.1	16	3	3	2	0	3	0	16	0	0	0.65	0	1.24	.267	60	63	0	5	0
<a href="#">Green, Chad</a>	2	6	4.84	9	9	0	0	0	0	44.2	52	26	24	4	2	17	1	37	0	1	1.45	4	1.54	.292	178	201	1	0	0
<a href="#">Hankins, Derek</a>	2	4	4.93	8	8	0	0	0	0	45.2	55	28	25	6	0	15	0	26	0	4	0.79	7	1.53	.307	179	196	2	0	0
<a href="#">Knudson, Guido</a>	0	0	3.12	8	1	0	0	1	1	17.1	16	6	6	2	0	8	0	16	0	1	0.33	0	1.38	.239	67	76	1	3	0
<a href="#">Kubitza, Austin</a>	1	4	5.13	8	8	1	0	0	0	40.1	48	29	23	0	4	21	0	35	0	5	2.95	6	1.71	.293	164	191	0	0	0
<a href="#">Lara, Confesor</a>	1	0	6.00	4	0	0	0	0	0	6.0	6	4	4	2	0	1	0	1	0	0	1.00	1	1.17	.273	22	24	1	1	1
* <a href="#">Mantiply, Joe</a>	1	1	3.12	12	0	0	0	0	0	17.1	17	7	6	2	1	3	0	13	0	0	2.55	2	1.15	.246	69	73	0	4	2
<a href="#">Mayberry, Whit</a>	2	3	3.38	12	0	0	0	1	3	24.0	35	12	9	2	0	5	1	19	0	0	1.12	2	1.67	.333	105	112	1	4	0
<a href="#">Perry, Ryan</a>	0	0	0.00	2	0	0	0	1	1	3.0	0	0	0	0	0	2	0	2	0	0	0.75	0	0.67	.000	9	11	0	1	1
<a href="#">Reininger, Zac</a>	0	1	9.39	6	0	0	0	0	1	7.2	11	9	8	3	0	4	0	6	0	0	0.60	2	1.96	.344	32	37	1	2	0
* <a href="#">Robowski, Ryan</a>	1	3	5.68	7	1	0	0	0	1	12.2	19	8	8	2	0	5	1	13	0	0	1.33	1	1.89	.373	51	58	0	2	1
* <a href="#">Rogers, Joe</a>	0	0	9.45	5	0	0	0	0	0	6.2	6	8	7	0	1	6	0	4	0	1	0.78	1	1.80	.261	23	33	3	3	0
<a href="#">Saupold, Warwick</a>	1	1	4.83	8	7	0	0	0	0	41.0	40	22	22	1	2	17	0	28	0	2	0.85	3	1.39	.258	155	176	2	1	0
<a href="#">Smith, Brennan</a>	0	0	14.04	7	0	0	0	0	1	8.1	11	13	13	2	1	9	0	8	0	1	1.00	0	2.40	.333	33	45	2	0	1
<a href="#">Smith, Slade</a>	0	1	14.73	6	0	0	0	0	0	7.1	14	12	12	2	0	3	0	3	0	1	0.82	0	2.32	.378	37	40	0	3	0
* <a href="#">Turley, Josh</a>	4	2	2.89	8	8	0	0	0	0	46.2	50	24	15	3	2	13	2	30	0	2	0.95	4	1.35	.270	185	202	1	0	0
Team Total	16	28	4.99	44	44	1	0	8	15	375.0	432	236	208	35	15	155	8	284	1	19	1.29	35	1.57	.290	1489	1686	15	43	7

KEY: \* - lefthanded hitter/pitcher, # - switch hitter

Choose a highlighted category to sort. NOTE: Rate stats do not use qualifiers.

BATTERS	GI ---GAMES BY POSITION---																												
	AVG	G	AB	R	H	2B	3B	HR	RBI	TB	BB	IBB	SO	SB	CS	OBP	SLG	OPS	SF	SAC	HBP	DP	1B	2B	3B	SS	OF	C	E
<a href="#">Betancourt, Javier</a>	.253	39	162	13	41	5	1	1	17	51	11	0	12	1	0	.299	.315	.614	1	3	0	7	0	38	0	0	0	0	4
# <a href="#">Borcherding, Bobby</a>	.182	36	137	8	25	5	0	3	9	39	12	0	43	1	1	.247	.285	.531	1	0	0	5	6	0	0	0	0	0	
# <a href="#">Ficociello, Dominic</a>	.305	43	174	14	53	6	2	2	15	69	15	0	39	1	0	.363	.397	.760	0	0	1	5	38	0	0	0	0	3	
# <a href="#">Gonzalez, David</a>	.227	6	22	0	5	0	0	0	0	5	2	0	7	0	1	.292	.227	.519	0	1	0	0	0	0	0	6	0	1	
<a href="#">Greiner, Grayson</a>	.153	30	118	10	18	3	0	2	9	27	5	0	33	0	0	.187	.229	.416	0	0	0	1	0	0	0	0	0	30	
<a href="#">Hanover, Tyler</a>	.214	14	42	5	9	2	0	0	6	11	5	0	10	0	1	.300	.262	.562	2	1	1	1	0	3	9	1	0	3	
# <a href="#">James, Jiwan</a>	.229	39	166	21	38	2	3	2	10	52	17	0	28	6	4	.301	.313	.614	0	1	0	4	0	0	0	0	39	0	
<a href="#">Longley, Drew</a>	.174	8	23	2	4	2	0	1	5	9	5	0	11	0	0	.345	.391	.736	0	0	1	0	0	0	0	0	0	8	
<a href="#">Martinez, Francisco</a>	.240	40	150	20	36	7	2	3	13	56	7	0	43	7	1	.274	.373	.647	0	0	0	2	0	0	33	0	0	11	
* <a href="#">Moya, Steven</a>	.275	9	40	3	11	3	0	3	8	23	1	1	13	0	0	.286	.575	.861	1	0	0	2	0	0	0	0	9	0	
<a href="#">Powell, Curt</a>	.342	33	120	24	41	6	2	0	11	51	14	0	33	1	2	.428	.425	.853	0	0	4	3	0	4	2	28	0	9	
<a href="#">Reaves, Jared</a>	.289	10	38	6	11	2	0	0	3	13	1	0	9	0	0	.325	.342	.667	0	0	1	0	0	0	0	10	0	4	
<a href="#">Remes, Tim</a>	.333	6	21	4	7	2	0	0	2	9	2	0	6	0	0	.391	.429	.820	0	1	0	0	0	0	0	0	0	6	
<a href="#">Rhymes, Raph</a>	.196	39	138	10	27	5	0	3	14	41	23	0	29	1	0	.321	.297	.618	1	0	3	2	0	0	0	0	37	0	
<a href="#">Salgado, Ismael</a>	.189	10	37	3	7	3	0	0	3	10	2	0	8	1	1	.250	.270	.520	0	0	1	1	0	0	0	0	9	0	
<a href="#">Verlander, Ben</a>	.243	38	140	15	34	8	0	3	16	51	15	1	31	2	0	.310	.364	.674	3	0	0	4	0	0	0	0	38	0	
Team Total	.240	44	1528	158	367	61	10	23	141	517	137	2	355	21	11	.306	.338	.644	9	7	12	37						51	
PITCHERS	W	L	ERA	G	GS	CG	SHO	SV	SVO	IP	H	R	ER	HR	HB	BB	IBB	SO	BK	WP	GO/AO	DP	WHIP	AVG	AB	TBF	SF	GF	HLD
<a href="#">Clinard, Will</a>	0	0	0.00	1	0	0	0	0	0	1.0	1	0	0	0	0	4	0	0	0	0	2.00	1	5.00	.333	3	7	0	0	0
<a href="#">Collier, Tommy</a>	3	4	2.09	8	8	0	0	0	0	47.1	43	16	11	2	0	11	0	38	0	1	0.96	4	1.14	.243	177	190	1	0	0
* <a href="#">Crouse, Matt</a>	0	1	0.57	7	0	0	0	3	4	15.2	11	1	1	1	0	0	0	10	0	0	0.61	2	0.70	.193	57	58	0	5	0
<a href="#">Davenport, Matt</a>	0	0	7.56	5	1	0	0	0	0	8.1	12	8	7	0	0	4	0	5	0	0	1.22	0	1.92	.324	37	41	0	1	1
<a href="#">Drummond, Calvin</a>	0	0	3.38	10	0	0	0	1	1	16.0	18	6	6	1	1	6	0	18	0	2	1.23	0	1.50	.281	64	72	0	5	1
<a href="#">Felix, Julio</a>	3	0	3.79	9	0	0	0	0	0	19.0	16	8	8	0	0	3	0	16	0	1	0.90	1	1.00	.225	71	75	1	0	1
<a href="#">Fury, Nate</a>	0	0	10.80	3	0	0	0	0	0	3.1	6	4	4	0	1	3	0	6	0	1	3.00	0	2.70	.375	16	20	0	2	0
<a href="#">Kellogg, Micah</a>	0	0	4.50	3	0	0	0	0	0	8.0	9	4	4	1	0	2	0	3	0	0	0.73	1	1.38	.300	30	33	1	2	0
<a href="#">Lara, Confesor</a>	1	0	1.10	9	0	0	0	3	4	16.1	10	2	2	1	0	3	0	20	1	1	0.75	0	0.80	.175	57	61	0	6	1
* <a href="#">Longstreth, Ryan</a>	2	3	2.66	8	8	0	0	0	0	40.2	31	15	12	0	0	14	0	29	0	2	1.44	6	1.11	.211	147	162	1	0	0
<a href="#">Maciel, Jonathan</a>	2	4	5.21	9	9	0	0	0	0	46.2	60	29	27	7	2	11	0	20	0	3	0.92	3	1.52	.314	191	206	1	0	0
<a href="#">Reininger, Zac</a>	0	0	0.00	6	0	0	0	3	3	11.0	6	0	0	0	1	4	1	8	0	0	2.29	2	0.91	.167	36	42	0	4	0
<a href="#">Robertson, Montreal</a>	1	5	5.06	10	0	0	0	0	1	21.1	21	14	12	0	1	15	2	13	2	0	2.06	1	1.69	.253	83	102	1	4	0
* <a href="#">Rogers, Joe</a>	0	0	0.00	6	0	0	0	1	1	10.0	4	1	0	0	1	3	0	8	0	3	1.44	0	0.70	.121	33	38	0	1	2
<a href="#">Sitz, Scott</a>	0	1	6.75	7	0	0	0	1	3	9.1	14	9	7	2	0	1	0	7	0	1	1.38	3	1.61	.350	40	41	0	6	0
<a href="#">Smith, Brennan</a>	1	0	3.97	5	1	0	0	1	1	11.1	12	6	5	0	0	3	0	14	0	0	1.11	1	1.32	.267	45	48	0	1	1
<a href="#">Smith, Slade</a>	0	0	0.00	6	0	0	0	0	1	12.0	13	0	0	0	0	4	0	11	0	1	1.30	0	1.42	.283	46	51	0	2	1
* <a href="#">St. John, Locke</a>	2	2	3.50	8	8	0	0	0	0	43.2	47	21	17	2	3	18	0	23	0	6	1.15	6	1.49	.283	166	190	2	0	0
<a href="#">Voelker, Paul</a>	2	0	1.29	5	0	0	0	2	2	7.0	3	1	1	1	0	1	0	11	0	0	0.50	0	0.57	.130	23	24	0	5	0
* <a href="#">Ziomek, Kevin</a>	4	3	4.36	9	9	0	0	0	0	53.2	49	28	26	2	2	13	0	58	0	4	2.70	3	1.16	.239	205	222	1	0	0
Team Total	21	23	3.36	44	44	0	3	15	21	401.2	386	173	150	20	12	123	3	318	3	26	1.58	34	1.27	.253	1527	1683	9	44	8

KEY: \* - lefthanded hitter/pitcher, # - switch hitter

Choose a highlighted category to sort. NOTE: Rate stats do not use qualifiers.

GI ---GAMES BY POSITION---

BATTERS	AVG	G	AB	R	H	2B	3B	HR	RBI	TB	BB	IBB	SO	SB	CS	OBP	SLG	OPS	SF	SAC	HBP	DP	1B	2B	3B	SS	OF	C	E
* <a href="#">Brown, Rashad</a>	.241	8	29	3	7	0	0	0	3	7	1	0	4	0	0	.290	.241	.532	0	1	1	1	0	0	0	0	8	0	0
<a href="#">Brugnoni, Giancarlo</a>	.215	18	65	9	14	2	2	1	4	23	7	0	31	0	0	.288	.354	.642	1	0	0	1	17	0	0	0	0	0	2
<a href="#">Contreras, Francisco</a>	.133	13	45	2	6	2	0	0	4	8	2	0	11	0	1	.170	.178	.348	0	0	0	1	4	5	4	0	0	0	2
# <a href="#">Fuentes, Steven</a>	.050	5	20	0	1	1	0	0	1	2	0	0	9	0	0	.050	.100	.150	0	0	0	0	0	0	0	5	0	0	2
* <a href="#">Gerber, Michael</a>	.376	46	170	28	64	10	2	3	31	87	19	1	23	12	1	.431	.512	.943	5	1	1	5	0	0	0	0	24	0	2
# <a href="#">Gonzalez, David</a>	.286	28	98	10	28	2	1	0	5	32	6	0	16	2	0	.333	.327	.660	0	3	1	2	0	4	0	24	0	0	3
<a href="#">Hill, Derek</a>	.214	32	131	23	28	4	0	0	5	32	12	0	33	16	3	.278	.244	.522	1	1	0	1	0	0	0	0	31	0	1
* <a href="#">Kengor, Will</a>	.319	24	91	10	29	7	2	0	8	40	13	1	24	1	1	.404	.440	.843	0	2	0	1	24	0	0	0	0	0	3
<a href="#">Kivett, Ross</a>	.310	45	184	35	57	15	1	1	19	77	10	0	27	11	1	.354	.418	.772	1	0	3	6	0	0	0	0	42	0	1
* <a href="#">Maddox, Will</a>	.395	13	43	5	17	2	0	0	1	19	1	0	6	2	2	.422	.442	.864	0	2	1	0	2	1	0	0	0	0	0
# <a href="#">Matlaga, Garrett</a>	.138	19	58	5	8	1	1	0	4	11	6	0	12	0	1	.215	.190	.405	1	2	0	1	0	1	0	17	0	0	2
# <a href="#">Navarro, Franklin</a>	.184	22	76	7	14	1	0	0	6	15	6	0	13	1	0	.241	.197	.438	1	3	0	3	0	0	0	0	0	22	3
<a href="#">Pankake, Joey</a>	.256	42	156	24	40	7	2	1	24	54	19	0	32	4	0	.335	.346	.681	3	1	1	3	0	37	0	0	0	0	6
<a href="#">Perez, Arvicent</a>	.239	12	46	1	11	2	0	0	2	13	0	0	8	1	0	.234	.283	.517	1	0	0	3	0	0	0	0	0	12	5
<a href="#">Schotts, Austin</a>	.244	36	127	7	31	4	1	1	16	40	4	0	40	8	2	.267	.315	.582	0	2	0	1	0	0	0	0	36	0	4
<a href="#">Shepherd, Zach</a>	.283	44	152	22	43	13	1	2	28	64	14	1	50	0	2	.343	.421	.764	4	1	2	2	0	0	43	0	0	0	7
<a href="#">Zeile, Shane</a>	.185	15	54	6	10	2	0	0	9	12	7	0	12	0	0	.292	.222	.515	2	1	2	1	0	0	0	0	0	13	1
Team Total	.264	46	1545	197	408	75	13	9	170	536	127	3	351	58	14	.321	.347	.668	20	20	12	32							49

PITCHERS	W	L	ERA	G	GS	CG	SHO	SV	SVO	IP	H	R	ER	HR	HB	BB	IBB	SO	BK	WP	GO/AO	DP	WHIP	AVG	AB	TBF	SF	GF	HLD
<a href="#">Belisario, Johan</a>	1	0	1.40	13	0	0	0	5	6	19.1	17	3	3	0	0	7	1	20	0	1	0.79	0	1.24	.246	69	78	0	9	1
<a href="#">Edwards, Chase</a>	0	0	18.00	2	0	0	0	0	0	2.0	8	4	4	0	0	0	0	1	0	0	1.00	1	4.00	.667	12	13	1	0	0
* <a href="#">Ford, Tyler</a>	0	2	2.60	11	0	0	0	1	2	27.2	17	9	8	2	0	6	0	26	0	2	0.32	0	0.83	.172	99	107	2	5	1
<a href="#">Hedding, Josh</a>	0	1	7.76	11	0	0	0	0	0	26.2	39	28	23	2	3	20	0	23	0	4	0.47	2	2.21	.342	114	138	0	4	0
<a href="#">Hemmer, Gabe</a>	1	1	1.17	14	0	0	0	3	4	23.0	17	4	3	0	1	9	0	26	2	2	1.39	2	1.13	.200	85	96	0	7	0
<a href="#">Jimenez, Joe</a>	2	1	2.92	13	0	0	0	3	6	12.1	8	4	4	2	0	4	0	24	0	1	1.17	0	0.97	.178	45	49	0	9	0
<a href="#">Ladwig, A.J.</a>	4	4	4.40	8	8	0	0	0	0	47.0	60	28	23	5	2	9	0	33	0	1	0.85	2	1.47	.317	189	204	2	0	0
<a href="#">Lewicki, Artie</a>	0	0	2.08	1	1	0	0	0	0	4.1	3	2	1	0	0	3	0	5	1	1	0.60	0	1.38	.188	16	19	0	0	0
<a href="#">Perez, Fernando</a>	0	5	3.89	7	7	0	0	0	0	37.0	32	17	16	4	3	11	0	33	0	3	0.69	1	1.16	.241	133	150	0	0	0
<a href="#">Seaton, Ross</a>	5	2	4.30	7	7	0	0	0	0	44.0	47	26	21	2	8	3	0	33	1	1	1.38	0	1.14	.276	170	184	2	0	0
<a href="#">Smith, Gage</a>	0	0	0.93	5	0	0	0	0	0	9.2	9	1	1	0	0	1	0	4	0	0	1.00	0	1.03	.243	37	38	0	2	0
* <a href="#">Speier, Gabe</a>	1	1	2.84	13	0	0	0	0	1	19.0	15	7	6	0	1	6	0	20	0	1	1.69	1	1.11	.217	69	77	0	3	5
* <a href="#">Szkutnik, Trent</a>	3	0	3.57	7	7	0	0	0	0	40.1	39	19	16	4	1	12	0	30	1	0	1.05	2	1.26	.253	154	170	1	0	0
<a href="#">Thompson, Jeff</a>	2	4	4.46	8	8	0	0	0	0	38.1	38	20	19	2	0	18	0	39	0	3	1.11	2	1.46	.253	150	169	1	0	0
<a href="#">Turnbull, Spencer</a>	3	1	3.40	8	8	0	0	0	0	39.2	35	16	15	0	2	22	0	32	1	5	1.80	4	1.44	.236	148	175	2	0	0
<a href="#">Voelker, Paul</a>	2	0	2.25	10	0	0	0	2	2	16.0	9	5	4	0	2	4	0	20	0	1	0.93	2	0.81	.164	55	62	0	7	1
Team Total	24	22	3.70	46	46	0	3	14	21	406.1	393	193	167	23	23	135	1	369	6	26	1.26	19	1.30	.254	1545	1729	11	46	8

KEY: \* - lefthanded hitter/pitcher, # - switch hitter



Choose a highlighted category to sort. NOTE: Rate stats do not use qualifiers.

	GI																				---GAMES BY POSITION---									
	AVG	G	AB	R	H	2B	3B	HR	RBI	TB	BB	IBB	SO	SB	CS	OBP	SLG	OPS	SF	SAC	HBP	DP	1B	2B	3B	SS	OF	C	E	
<b>BATTERS</b>																														
<a href="#">Arias, Franklin</a>	.250	6	16	1	4	0	0	0	0	4	1	0	4	1	0	.294	.250	.544	0	0	0	0	0	0	0	0	0	5	0	0
<a href="#">Aristigueta, Keyder</a>	.000	5	11	1	0	0	0	0	0	0	2	0	4	0	0	.154	.000	.154	0	0	0	1	0	4	0	0	0	0	3	
<a href="#">Azuaje, Jheysyer</a>	.200	5	10	1	2	0	0	0	4	2	1	0	2	0	0	.250	.200	.450	1	0	0	0	0	0	0	0	0	5	0	
<a href="#">Bello, Moises</a>	.143	6	21	3	3	0	0	0	0	3	1	0	5	1	0	.182	.143	.325	0	0	0	0	0	4	2	0	0	0	1	
<a href="#">Castillo, Eliezer</a>	.355	8	31	8	11	1	0	1	5	15	1	0	3	3	1	.382	.484	.866	1	0	1	0	8	0	0	0	0	0	1	
* <a href="#">Chirinos, Irwin</a>	.240	6	25	3	6	1	0	0	2	7	1	0	4	0	0	.296	.280	.576	0	0	1	0	0	0	0	0	4	0	1	
<a href="#">Cortez, Johandry</a>	.100	3	10	1	1	0	0	1	3	4	1	0	5	0	0	.182	.400	.582	0	0	0	0	0	0	0	0	0	1	0	
<a href="#">Escobar, Elys</a>	.292	7	24	5	7	1	0	1	2	11	3	0	2	0	0	.393	.458	.851	0	0	1	1	0	0	0	0	0	4	0	
<a href="#">Gonzalez, Jose</a>	.333	3	12	1	4	1	0	0	2	5	0	0	4	1	1	.308	.417	.724	1	0	0	0	0	0	0	0	3	0	0	
<a href="#">Guzman, Carlos</a>	.125	3	8	0	1	0	0	0	1	1	0	0	4	0	0	.125	.125	.250	0	0	0	0	0	0	3	0	0	0	0	
* <a href="#">Hernandez, Hector</a>	.233	8	30	6	7	2	2	0	4	13	6	0	6	0	2	.361	.433	.794	0	0	0	0	0	0	0	0	8	0	0	
<a href="#">Pereira, Anthony</a>	.310	8	29	7	9	3	0	1	5	15	5	0	4	6	1	.412	.517	.929	0	0	0	0	0	2	4	3	0	0	4	
<a href="#">Salas, Jose</a>	.269	7	26	3	7	1	0	0	3	8	1	0	3	0	3	.345	.308	.653	0	0	2	1	0	0	2	5	0	0	2	
# <a href="#">Torrealba, Luis</a>	.167	7	24	4	4	1	0	0	3	5	5	0	9	1	0	.300	.208	.508	1	0	0	0	0	0	0	0	6	0	0	
Team Total	.238	8	277	44	66	11	2	4	34	93	28	0	59	13	8	.315	.336	.651	4	0	5	3							13	
<b>PITCHERS</b>																														
	W	L	ERA	G	GS	CG	SHO	SV	SVO	IP	H	R	ER	HR	HB	BB	IBB	SO	BK	WP	GO/AO	DP	WHIP	AVG	AB	TBF	SF	GF	HLD	
<a href="#">Del Valle, Esmeiro</a>	0	0	2.25	2	0	0	0	0	1	4.0	4	2	1	0	0	2	0	4	0	1	1.00	0	1.50	.286	14	18	2	2	0	
<a href="#">Figuera, Adonis</a>	0	0	0.00	3	0	0	0	0	0	4.1	4	0	0	0	0	0	0	1	0	0	1.75	0	0.92	.250	16	16	0	3	0	
<a href="#">Figueroa, Ken</a>	1	1	0.90	2	2	0	0	0	0	10.0	2	2	1	0	1	2	0	6	0	0	1.89	0	0.40	.059	34	37	0	0	0	
<a href="#">Fuentes, Jose</a>	0	1	6.00	2	2	0	0	0	0	9.0	15	7	6	0	1	1	0	6	0	1	2.00	1	1.78	.357	42	44	0	0	0	
<a href="#">Gonzalez, Daniel</a>	0	2	5.68	2	2	0	0	0	0	6.1	11	5	4	0	0	1	0	9	0	3	0.86	0	1.89	.333	33	34	0	0	0	
<a href="#">Ledezma, Luis</a>	0	1	*.**	1	0	0	0	0	0	0.0	0	4	4	0	0	4	0	0	0	3		0			0	4	0	0	0	
<a href="#">Lopez, Ronaldo</a>	0	0	36.00	1	1	0	0	0	0	1.0	3	4	4	1	0	2	0	1	0	0	2.00	0	5.00	.500	6	8	0	0	0	
<a href="#">Moreno, Willians</a>	0	0	2.35	2	0	0	0	0	0	7.2	6	2	2	1	0	1	0	7	0	0	0.86	1	0.91	.240	25	27	1	0	0	
<a href="#">Pinto, Wladimir</a>	0	0	21.60	2	0	0	0	0	0	1.2	2	4	4	0	1	5	0	4	2	1	1.00	0	4.20	.250	8	14	0	0	0	
<a href="#">Rodriguez, Hector</a>	0	0	4.50	1	0	0	0	1	1	2.0	3	1	1	0	1	0	0	2	0	0	1.00	0	1.50	.333	9	10	0	1	0	
<a href="#">Rodriguez, Jesus</a>	0	0	0.00	1	0	0	0	0	0	2.0	1	0	0	0	0	0	0	1	0	0	0.67	0	0.50	.143	7	7	0	0	1	
<a href="#">Rodriguez, Perkyn</a>	1	0	3.00	2	0	0	0	0	0	6.0	4	2	2	0	0	3	0	6	0	0	0.71	0	1.17	.182	22	25	0	1	0	
<a href="#">Vasquez, Jose</a>	1	0	1.80	1	1	0	0	0	0	5.0	3	1	1	0	0	1	0	2	0	1	2.00	0	0.80	.200	15	18	1	0	0	
<a href="#">Villaruel, Javier</a>	0	0	1.80	2	0	0	0	0	0	5.0	3	1	1	0	1	3	0	1	0	0	1.40	1	1.20	.200	15	20	1	0	1	
<a href="#">Yanez, Wildenson</a>	0	0	3.00	2	0	0	0	0	0	6.0	7	2	2	1	0	1	0	4	0	0	1.00	0	1.33	.304	23	24	0	1	0	
Team Total	3	5	4.24	8	8	0	1	1	2	70.0	68	37	33	3	5	26	0	54	2	10	2.02	3	1.34	.253	269	306	5	8	2	

KEY: \* - lefthanded hitter/pitcher, # - switch hitter