











MINOR LEAGUE REPORT

THROUGH GAMES OF THURSDAY, MAY 26

	Team	Level	Record	Yesterday's Scores	Streak/Last 10	Next Game
	Toledo Mud Hens	Triple-A	20-25, 4th, 5.5 GB in International League West Division	W, 5-4 vs. Durham	W1/4-6	5/27 vs. Buffalo 7:05 p.m.
	Erie SeaWolves	Double-A	18-28, 5th, 15.0 GB in Eastern League Western Division	L, 7-4 at Reading	L3/2-8	5/27 vs. Richmond 6:35 p.m.
	Lakeland Flying Tigers	Single-A	26-21, 3rd, 2.5 GB in Florida State League North Division (1st Half)	L, 8-3 at Dunedin	L1/5-5	5/27 vs. Clearwater 6 p.m.
	West Michigan Whitecaps	Single-A	24-19, 3rd, 3.0 GB in Midwest League Eastern Division (1st Half)	W, 6-4 (7) at Bowling Green	W2/7-3	5/27 vs. Dayton 7 p.m.
	Connecticut Tigers	Rookie	Season begins June 17			
	GCL Tigers-East	Rookie	Season begins June 24			
	GCL Tigers-West	Rookie	Season begins June 24			
	DSL Tigers	DSL	Season begins June 4			

Minor League Highlights from Thursday

- Triple A Toledo picked up a 5-4 win over Durham. Chad Huffman hit a two-run home run, his sixth of the season, while Argenis Diaz was 2x3 with two RBI. Dustin Molleken picked up his first win of the season in relief, allowing one run on two hits with one walk and three strikeouts in 2.0 innings. Bruce Rondon allowed a hit and struck out one in a scoreless ninth inning for his fifth save.

- Double A Erie suffered a 7-4 loss at Reading. JaCoby Jones drove in three runs and went 1x4, while Austin Green was 3x4. Tyler Bortnick added a pair of hits in the loss.

- Single A Lakeland dropped an 8-3 decision at Dunedin. Mike Gerber had a pair of hits and drove in two runs, while Kade Scivicque went 2x4. A.J. Simcox added a hit, a run scored and a RBI. Calvin Drummond struck out five and allowed two hits in 3.1 scoreless innings out of the bullpen.

- Single A West Michigan won at Bowling Green, 6-4, in seven innings. With the game tied at four entering the seventh, Shane Zeile hit a go-ahead, two-run homer to put the Whitecaps in front. Along with his home run, Zeile finished the game going 2x4 with a double and four RBI. Will Allen reached base in all four plate appearances, going 3x3 with two runs scored, one double and two RBI. Gerson Moreno picked up the win in relief, allowing two hits and striking out one in 1.1 scoreless innings. Matt Hall started for West Michigan and received a no decision after giving up one run on four hits with three walks and seven strikeouts in 5.0 innings.

Toledo Mud Hens (20-25) 5, Durham Bulls (19-29) 4
 May 26, 2016

	1	2	3	4	5	6	7	8	9	R	H	E
Durham	0	0	0	2	0	1	1	0	0	4	11	0
Toledo	2	0	0	1	0	2	0	0	x	5	6	0

Durham	AVG	AB	R	H	2B	3B	HR	RBI	BB	SO	PO	A
Decker , CF	.253	5	0	1	1	0	0	0	0	0	2	0
Robertson , SS	.261	4	0	0	0	0	0	0	0	2	1	4
Franklin , 2B	.245	5	2	2	0	0	1	1	0	1	1	1
Shaffer , RF	.259	5	1	2	0	0	0	0	0	1	2	0
Varona , LF	.247	5	0	1	1	0	0	0	0	2	1	0
Arencibia , DH	.156	4	1	1	0	0	0	0	1	2	0	0
Maile , C	.198	4	0	2	1	0	0	2	0	0	8	1
Querecuto , 3B	.345	2	0	1	1	0	0	1	2	0	1	1
Leonard , 1B	.195	4	0	1	0	0	0	0	0	2	8	0
Snell , P	.000	0	0	0	0	0	0	0	0	0	0	0
Farquhar , P	.000	0	0	0	0	0	0	0	0	0	0	0
Sappington , P	.000	0	0	0	0	0	0	0	0	0	0	0
Geltz , P	.000	0	0	0	0	0	0	0	0	0	0	0
Totals	.230	38	4	11	4	0	1	4	3	10	24	7

BATTING

2B: Decker (7, Crouse); Maile (6, Crouse); Querecuto (3, Molleken); Varona (13, Rondon, B).

HR: Franklin (4, 7th inning off Nesbitt, 0 on, 1 out).

RBI: Maile 2 (6); Querecuto (4); Franklin (18).

Team RISP: 3-for-11.

Team LOB: 11.

Toledo	AVG	AB	R	H	2B	3B	HR	RBI	BB	SO	PO	A
Machado , D, SS	.239	4	0	0	0	0	0	0	0	0	1	0
Gose , CF	.226	4	1	1	1	0	0	0	0	3	6	0
Huffman , 1B	.321	3	2	1	0	0	1	2	1	1	4	0
McGehee , 3B	.282	3	1	0	0	0	0	0	1	0	0	1
Hicks , J, C	.245	3	1	1	0	0	0	0	1	2	11	0
Collins , Ty, LF	.184	4	0	1	0	0	0	1	0	1	2	0
Diaz , A, 2B	.235	3	0	2	0	0	0	2	0	1	1	3
Valdespin , DH	.209	3	0	0	0	0	0	0	0	1	0	0
Bernard , RF	.241	3	0	0	0	0	0	0	0	0	2	0
Crouse , P	.000	0	0	0	0	0	0	0	0	0	0	0
Molleken , P	.000	0	0	0	0	0	0	0	0	0	0	0
Nesbitt , P	.000	0	0	0	0	0	0	0	0	0	0	0
Parnell , P	.000	0	0	0	0	0	0	0	0	0	0	0
Rondon , B, P	.000	0	0	0	0	0	0	0	0	0	0	0
Totals	.239	30	5	6	1	0	1	5	3	9	27	4

BATTING

2B: Gose (1, Snell).

HR: Huffman (6, 1st inning off Snell, 1 on, 1 out).

RBI: Huffman 2 (30); Diaz, A 2 (11); Collins, Ty (10).

Team RISP: 4-for-9.

Team LOB: 4.

Durham	ERA	IP	H	R	ER	BB	SO	HR	BF
Snell (L, 2-4)	3.88	5.1	4	5	5	3	7	1	23
Farquhar	5.40	1.0	2	0	0	0	0	0	5
Sappington	4.12	0.2	0	0	0	0	1	0	2
Geltz	0.00	1.0	0	0	0	0	1	0	3
Totals	3.71	8.0	6	5	5	3	9	1	33

Toledo	ERA	IP	H	R	ER	BB	SO	HR	BF
Crouse	4.50	4.0	6	2	2	1	4	0	19
Molleken (W, 1-1)	3.28	2.0	2	1	1	1	3	0	9
Nesbitt	5.00	1.0	1	1	1	0	1	1	4
Parnell	3.93	1.0	1	0	0	1	1	0	5
Rondon , B (S, 5)	4.61	1.0	1	0	0	0	1	0	5
Totals	3.40	9.0	11	4	4	3	10	1	42

Team ER: off Durham 5, off Toledo 4.

BB: off Snell 3 (McGehee, Huffman, Hicks, J); off Crouse (Querecuto); Molleken (Arencibia); Parnell (Querecuto).

IBB: off Crouse 1 (Querecuto).

SO: by Snell 7 (Hicks, J, Diaz, A, Gose, Huffman, Collins, Ty, Valdespin, Gose); Sappington (Gose); Geltz (Hicks, J); by Crouse 4 (Arencibia, Robertson, Varona, Leonard); Molleken 3 (Robertson, Franklin, Leonard); Nesbitt (Varona); Parnell (Arencibia); Rondon, B (Shaffer).

WP: Snell; Crouse.

HB: Robertson (by Rondon, B).
Pitches-strikes: Snell 100-64; Farquhar 15-8; Sappington 5-5; Geltz 14-11; Crouse 81-54; Mollen 34-20; Nesbitt 13-9;
Parnell 18-9; Rondon, B 15-10.
Inherited runners-scored: Farquhar 2-2.
Ejections: Durham Bulls Manager Jared Sandberg ejected by 3B umpire Jansen Visconti (5th)
Umpires: HP: Ryan Additon. 1B: Derek Mollica. 3B: Jansen Visconti.
Official Scorer: John Malkoski Sr..
Weather: 75 degrees, partly cloudy.
Wind: 8 mph, Out to RF.
First pitch: 10:35 AM.
T: 2:51.
Att: 10,300.
Venue: Fifth Third Field.
May 26, 2016

Compiled by MLB Advanced Media; Copyright by MLB Office of the Commissioner

Reading Fightin Phils (32-15) 7, Erie SeaWolves (18-28) 4
 May 26, 2016

	1	2	3	4	5	6	7	8	9	R	H	E
Erie	0	0	0	0	2	0	0	0	2	4	7	0
Reading	0	1	1	1	1	0	0	3	x	7	12	2

Erie	AVG	AB	R	H	2B	3B	HR	RBI	BB	SO	PO	A
Nunez, G , SS	.274	5	1	0	0	0	0	0	0	3	2	2
McVane y, RF	.295	4	0	0	0	0	0	0	1	1	4	0
Jones, J , CF	.333	4	0	1	0	0	0	3	0	2	6	0
Green, D , DH	.275	4	0	0	0	0	0	1	1	0	0	0
Bortnick , 3B	.284	4	0	2	0	0	0	0	0	1	0	2
Harrell, C , LF	.269	4	0	1	1	0	0	0	0	0	1	0
Castro, H , 2B	.258	3	1	0	0	0	0	0	1	0	1	1
Ficociello , 1B	.228	3	2	0	0	0	0	0	1	1	6	0
Green, A , C	.236	4	0	3	0	0	0	0	0	1	4	0
Turley , P	.000	0	0	0	0	0	0	0	0	0	0	1
Garrido , P	.000	0	0	0	0	0	0	0	0	0	0	0
Totals	.268	35	4	7	1	0	0	4	4	9	24	6

BATTING

2B: Harrell, C (5, Bleich).
 RBI: Jones, J 3 (12); Green, D (45).
 Team RISP: 2-for-10.
 Team LOB: 10.

BASERUNNING

SB: Bortnick (3, 2nd base off Richy/Alfaro).

Reading	AVG	AB	R	H	2B	3B	HR	RBI	BB	SO	PO	A
Quinn , CF	.258	5	0	0	0	0	0	1	0	0	3	0
Asche , LF	.125	4	0	0	0	0	0	0	1	1	0	0
Alfaro , C	.349	4	1	1	0	0	1	1	0	1	10	1
Cozens , RF	.278	4	1	1	1	0	0	0	0	1	3	1
Hoskins , 1B	.260	4	1	1	0	0	1	1	0	1	8	1
Fox , DH	.257	4	1	2	0	0	0	0	0	0	0	0
Mora , SS	.281	4	1	2	1	0	0	1	0	0	1	5
Valentin, J , 2B	.281	4	2	3	0	0	1	3	0	0	2	2
Serna , 3B	.315	3	0	2	0	0	0	0	1	0	0	2
Richy , P	.000	0	0	0	0	0	0	0	0	0	0	0
Bleich , P	.000	0	0	0	0	0	0	0	0	0	0	0
Rodriguez, J , P	.000	0	0	0	0	0	0	0	0	0	0	0
Nunez, M , P	.000	0	0	0	0	0	0	0	0	0	0	0
Totals	.269	36	7	12	2	0	3	7	2	4	27	12

BATTING

2B: Cozens (15, Turley); Mora (12, Garrido).
 HR: Hoskins (9, 2nd inning off Turley, 0 on, 1 out); Alfaro (4, 5th inning off Turley, 0 on, 1 out); Valentin, J (2, 8th inning off Garrido, 2 on, 1 out).
 RBI: Hoskins (31); Quinn (9); Mora (25); Alfaro (22); Valentin, J 3 (20).
 Team RISP: 2-for-7.
 Team LOB: 7.

BASERUNNING

SB: Quinn (22, 2nd base off Turley/Green, A); Cozens (10, 3rd base off Turley/Green, A).

FIELDING

E: Mora (6); Serna (2).
 Outfield assists: Cozens (Bortnick at home).

Erie	ERA	IP	H	R	ER	BB	SO	HR	BF
Turley (L, 0-2)	9.00	6.0	8	4	4	1	3	2	27
Garrido	6.75	2.0	4	3	3	1	1	1	11
Totals	4.89	8.0	12	7	7	2	4	3	38

Reading	ERA	IP	H	R	ER	BB	SO	HR	BF
Richy	5.84	4.2	4	2	2	2	5	0	21
Bleich (W, 1-1)	3.13	2.1	3	0	0	0	2	0	9
Rodriguez, J	3.45	1.2	0	2	0	1	1	0	8
Nunez, M (S, 4)	2.31	0.1	0	0	0	1	1	0	3
Totals	3.42	9.0	7	4	2	4	9	0	41

Team ER: off Erie 7, off Reading 2.

BB: off Turley (Serna); Garrido (Asche); off Richy 2 (Castro, H, Ficociello); Rodriguez, J (McVane)y; Nunez, M (Green, D).
 SO: by Turley 3 (Alfaro, Hoskins, Cozens); Garrido (Asche); by Richy 5 (Nunez, G, McVane)y, Jones, J, Nunez, G, Nunez, G);

Bleich 2 (Ficociello, Jones, J); Rodriguez, J (Green, A); Nunez, M (Bortnick).

WP: Rodriguez, J.

HB: Bortnick (by Richy); Jones, J (by Nunez, M).

Inherited runners-scored: Bleich 2-0; Nunez, M 3-2.

Umpires: HP: Paul Clemons. 1B: Scott Costello. 3B: John Mang.

Official Scorer: Dick Shute.

Weather: 84 degrees, partly cloudy.

Wind: 2 mph, R to L.

First pitch: 11:35 AM.

T: 2:39.

Att: 7,014.

Venue: FirstEnergy Stadium.

May 26, 2016

Compiled by MLB Advanced Media; Copyright by MLB Office of the Commissioner

Dunedin Blue Jays (21-27) 8, Lakeland Flying Tigers (26-21) 3
 May 26, 2016

	1	2	3	4	5	6	7	8	9	R	H	E
Lakeland	0	0	0	0	0	2	0	1	0	3	7	0
Dunedin	3	3	0	0	0	1	1	0	x	8	12	0

Lakeland	AVG	AB	R	H	2B	3B	HR	RBI	BB	SO	PO	A
Kivett , CF	.226	4	0	0	0	0	0	0	0	2	3	0
Simcox , SS	.256	4	1	1	0	0	0	1	0	1	3	0
Stewart , LF	.234	3	1	0	0	0	0	0	0	0	3	0
Scivicque , C	.270	4	0	2	0	0	0	0	0	0	7	1
Gerber , RF	.217	3	0	2	0	0	0	2	1	0	0	0
Shepherd , 3B	.200	4	0	0	0	0	0	0	0	2	2	2
Pankake , DH	.217	4	0	1	0	0	0	0	0	0	0	0
Hinkle , 1B	.252	3	0	0	0	0	0	0	1	1	4	2
Pirtle , 2B	.222	3	1	1	0	0	0	0	1	0	1	1
Briceno, E , P	.000	0	0	0	0	0	0	0	0	0	1	1
Drummond , P	.000	0	0	0	0	0	0	0	0	0	0	0
Smith, S , P	.000	0	0	0	0	0	0	0	0	0	0	1
Jimenez , P	.000	0	0	0	0	0	0	0	0	0	0	0
Totals	.241	32	3	7	0	0	0	3	3	6	24	8

BATTING

RBI: Simcox (10); Gerber 2 (24).
 GDP: Shepherd; Pirtle.
 Team RISP: 3-for-7.
 Team LOB: 6.

Dunedin	AVG	AB	R	H	2B	3B	HR	RBI	BB	SO	PO	A
Loveless , RF	.279	4	3	3	1	0	0	0	1	0	1	0
Urena, R , SS	.263	4	2	2	0	0	0	0	0	0	1	1
Leblebajian , 3B	.300	4	2	2	0	0	0	1	0	1	2	5
Davis, J , LF	.247	3	0	2	0	0	0	3	1	1	0	0
Alford , CF	.218	4	0	1	0	0	0	2	0	1	3	0
Davis, D , DH	.203	3	1	1	0	1	0	0	1	2	0	0
Dantzler , 1B	.246	2	0	1	0	0	0	2	0	1	11	0
Thon , 2B	.248	3	0	0	0	0	0	0	1	1	3	5
De La Cruz, M , C	.200	4	0	0	0	0	0	0	0	0	6	0
Rowley , P	.000	0	0	0	0	0	0	0	0	0	0	2
Gonzalez, Al , P	.000	0	0	0	0	0	0	0	0	0	0	0
Totals	.242	31	8	12	1	1	0	8	4	7	27	13

BATTING

2B: Loveless (8, Smith, S).
 3B: Davis, D (3, Smith, S).
 RBI: Leblebajian (16); Davis, J 3 (24); Dantzler 2 (5); Alford 2 (9).
 SF: Dantzler (off Briceno, E); Davis, J (off Smith, S); Dantzler (off Smith, S).
 Team RISP: 4-for-8.
 Team LOB: 8.

BASERUNNING

SB: Davis, J (15, 2nd base off Drummond/Scivicque).
 CS: Davis, D (1, 2nd base by Briceno, E/Scivicque); Thon (3, 2nd base by Briceno, E/Scivicque).

FIELDING

DP: 2 (Leblebajian-Thon-Dantzler 2).

Lakeland	ERA	IP	H	R	ER	BB	SO	HR	BF
Briceno, E (L, 1-3)	7.23	1.2	7	6	6	3	0	0	14
Drummond	2.25	3.1	2	0	0	0	5	0	12
Smith, S	5.40	2.0	3	2	2	0	0	0	10
Jimenez	0.00	1.0	0	0	0	1	2	0	4
Totals	3.55	8.0	12	8	8	4	7	0	40
Dunedin	ERA	IP	H	R	ER	BB	SO	HR	BF
Rowley (W, 3-0)	3.02	7.1	5	2	2	2	6	0	29
Gonzalez, Al	2.79	1.2	2	1	1	1	0	0	7
Totals	4.41	9.0	7	3	3	3	6	0	36

Team ER: off Lakeland 8, off Dunedin 3.

BB: off Briceno, E 3 (Davis, D, Thon, Davis, J); Jimenez (Loveless); off Rowley 2 (Gerber, Pirtle); Gonzalez, Al (Hinkle).
 SO: by Drummond 5 (Davis, D, Thon, Alford, Davis, D, Dantzler); Jimenez 2 (Leblebajian, Davis, J); by Rowley 6 (Kivett, Hinkle, Kivett, Simcox, Shepherd, Shepherd).
 WP: Briceno, E; Rowley.
 HB: Stewart (by Gonzalez, Al); Leblebajian (by Briceno, E); Urena, R (by Smith, S).

Pitches-strikes: Briceno, E 53-27; Drummond 40-29; Smith, S 32-23; Jimenez 18-11; Rowley 87-57; Gonzalez, Al 18-9.
Inherited runners-scored: Drummond 2-0.
Umpires: HP: Mike Savakinas. 1B: Reid Joyner.
Official Scorer: Steve Boychuk.
Weather: 86 degrees, partly cloudy.
Wind: 8 mph, L to R.
First pitch: 6:31 PM.
T: 2:22.
Att: 551.
Venue: Florida Auto Exchange Stadium.
May 26, 2016

Compiled by MLB Advanced Media; Copyright by MLB Office of the Commissioner

West Michigan Whitecaps (24-19) 6, Bowling Green Hot Rods (24-22) 4
 May 26, 2016

	1	2	3	4	5	6	7	8	9	R	H	E
West Michigan	1	0	0	0	3	0	2			6	8	0
Bowling Green	0	0	0	0	1	3	0			4	8	3

West Michigan	AVG	AB	R	H	2B	3B	HR	RBI	BB	SO	PO	A
Hill, CF	.244	4	0	0	0	0	0	0	0	1	3	0
Gonzalez, D, 2B	.274	3	1	0	0	0	0	0	1	1	1	0
Maddox, DH	.318	4	1	1	0	1	0	0	0	1	0	0
Allen, 1B	.260	3	2	3	1	0	0	2	1	0	4	0
Zeile, C	.222	4	1	2	1	0	1	4	0	1	10	0
Azocar, RF	.303	4	0	1	0	0	0	0	0	1	1	0
Laffita, SS	.286	3	0	0	0	0	0	0	1	2	2	1
Zambrano, J, 3B	.167	3	0	1	0	0	0	0	0	0	0	1
Gibson, LF	.220	2	1	0	0	0	0	0	1	1	0	0
Hall, P	.000	0	0	0	0	0	0	0	0	0	0	0
Smith, D, P	.000	0	0	0	0	0	0	0	0	0	0	0
Moreno, G, P	.000	0	0	0	0	0	0	0	0	0	0	0
Totals	.257	30	6	8	2	1	1	6	4	8	21	2

BATTING

2B: Allen (14, Bonnell); Zeile (6, Bonnell).

3B: Maddox (2, Hawkins).

HR: Zeile (3, 7th inning off Bonnell, 1 on, 2 out).

RBI: Allen 2 (28); Zeile 4 (20).

Team RISP: 4-for-8.

Team LOB: 7.

Bowling Green	AVG	AB	R	H	2B	3B	HR	RBI	BB	SO	PO	A
Law, LF	.265	3	0	2	1	0	0	2	0	0	1	0
Cronenworth, SS	.349	3	0	1	0	0	0	1	1	2	0	2
Padlo, 3B	.204	2	0	0	0	0	0	0	2	1	2	1
Rodriguez, Dav, C	.277	4	0	1	0	0	0	0	0	0	6	2
Sullivan, DH	.255	3	1	0	0	0	0	0	1	0	0	0
Sanchez, M, RF	.221	4	0	0	0	0	0	0	0	4	0	0
Russell, 1B	.289	3	1	1	0	0	0	0	0	0	10	0
Maris, 2B	.236	3	1	1	1	0	0	0	0	1	1	2
Moreno, A, CF	.270	3	1	2	0	0	0	1	0	1	1	0
Hawkins, P	.000	0	0	0	0	0	0	0	0	0	0	1
Bonnell, P	.000	0	0	0	0	0	0	0	0	0	0	1
Totals	.262	28	4	8	2	0	0	4	4	9	21	9

BATTING

2B: Law (12, Hall); Maris (2, Hall).

RBI: Law 2 (19); Moreno, A (10); Cronenworth (20).

SF: Law (off Hall).

Team RISP: 5-for-11.

Team LOB: 8.

BASERUNNING

SB: Moreno, A (6, 2nd base off Hall/Zeile).

FIELDING

E: Cronenworth (7); Sanchez, M (4); Maris (5).

West Michigan	ERA	IP	H	R	ER	BB	SO	HR	BF
Hall	0.81	5.0	4	1	1	3	7	0	22
Smith, D	7.36	0.2	2	3	3	1	1	0	5
Moreno, G (BS, 2)(W, 1-1)	1.15	1.1	2	0	0	0	1	0	6
Totals	3.01	7.0	8	4	4	4	9	0	33
Bowling Green	ERA	IP	H	R	ER	BB	SO	HR	BF
Hawkins	3.34	4.2	3	3	1	4	4	0	21
Bonnell (L, 0-1)	7.11	2.1	5	3	3	0	4	1	13
Totals	3.67	7.0	8	6	3	4	8	1	34

Team ER: off West Michigan 4, off Bowling Green 3.

BB: off Hall 3 (Padlo, Cronenworth, Padlo); Smith, D (Sullivan); off Hawkins 4 (Gibson, Allen, Laffita, Gonzalez, D).

SO: by Hall 7 (Cronenworth, Sanchez, M, Maris, Moreno, A, Padlo, Sanchez, M, Cronenworth); Smith, D (Sanchez, M);

Moreno, G (Sanchez, M); by Hawkins 4 (Hill, Gonzalez, D, Zeile, Azocar); Bonnell 4 (Laffita, Gibson, Maddox, Laffita).

Pitches-strikes: Hall 90-51; Smith, D 21-11; Moreno, G 16-12; Hawkins 89-46; Bonnell 60-38.

Inherited runners-scored: Moreno, G 2-2; Bonnell 2-2.

Umpires: HP: Derek Thomas. 1B: Austin Jones.

Official Scorer: Walter Duncan.

Weather: 78 degrees, partly cloudy.
Wind: 12 mph, Out to CF.
First pitch: 10:36 AM.
T: 2:36.
Att: 2,426.
Venue: Bowling Green Ballpark.
May 26, 2016

Compiled by MLB Advanced Media; Copyright by MLB Office of the Commissioner

Detroit Tigers

Individual Statistics As of: 05/26/2016 07:01 PM EDT

W-L Record: 23-23

Choose a highlighted category to sort. NOTE: Rate stats do not use qualifiers.

		GI ---GAMES BY POSITION---																													
BATTERS		AVG	G	AB	R	H	2B	3B	HR	RBI	TB	BB	IBB	SO	SB	CS	OBP	SLG	OPS	SF	SAC	HBP	DP	1B	2B	3B	SS	OF	C	E	
	Aviles, Mike	.150	18	40	5	6	1	0	0	1	7	2	0	13	0	1	.209	.175	.384	0	1	1	0	0	4	3	3	4	0	2	
	Cabrera, Miguel	.322	46	174	27	56	9	1	11	31	100	20	2	29	0	0	.393	.575	.968	1	0	1	5	41	0	1	0	0	0	2	
	Castellanos, Nick	.337	44	163	22	55	12	1	9	31	96	9	0	38	1	1	.366	.589	.955	3	0	0	1	0	0	43	0	0	0	4	
*	Collins, Tyler	.100	10	20	0	2	1	0	0	1	3	0	0	6	0	0	.100	.150	.250	0	0	0	0	0	0	0	0	0	8	0	0
*	Gose, Anthony	.209	30	91	11	19	2	2	2	7	31	9	0	38	0	1	.287	.341	.628	0	0	1	1	0	0	0	0	0	30	0	0
	Iglesias, Jose	.216	42	139	18	30	3	0	1	9	36	9	1	20	3	0	.264	.259	.523	0	1	0	4	0	0	0	0	42	0	0	1
	Kinsler, Ian	.306	43	183	40	56	9	0	10	24	95	11	0	30	4	2	.354	.519	.873	1	0	3	1	0	43	0	0	0	0	2	
	Martinez, J.D.	.261	45	176	27	46	9	1	10	25	87	19	0	47	0	1	.337	.494	.831	2	0	2	7	0	0	0	0	45	0	4	
#	Martinez, Victor	.338	45	160	19	54	11	0	6	27	83	12	2	17	0	0	.389	.519	.907	1	0	2	3	4	0	0	0	0	0	0	0
	Maybin, Cameron	.545	9	33	9	18	0	0	1	6	21	3	0	4	4	1	.583	.636	1.220	0	1	0	0	0	0	0	0	0	9	0	1
	McCann, James	.152	19	66	2	10	0	0	1	7	13	3	0	21	0	0	.200	.197	.397	0	0	1	3	0	0	0	0	0	0	19	0
*	Moya, Steven	.281	9	32	0	9	2	2	0	2	15	1	0	10	0	0	.303	.469	.772	0	0	0	0	0	0	0	0	0	8	0	1
#	Romine, Andrew	.100	27	20	0	2	0	1	0	2	4	4	0	7	1	0	.250	.200	.450	0	0	0	0	2	1	13	4	5	0	2	
#	Saltalamacchia, Jarrod	.198	31	91	12	18	4	1	7	19	45	11	0	41	0	0	.284	.495	.779	0	0	0	0	1	0	0	0	0	0	26	3
	Upton, Justin	.223	43	166	18	37	10	0	2	10	53	11	1	66	1	0	.270	.319	.589	1	0	0	5	0	0	0	0	0	42	0	1
1	Wilson, Bobby	.154	5	13	0	2	0	0	0	2	2	1	0	3	0	0	.200	.154	.354	1	0	0	1	0	0	0	0	0	0	5	0
	Team Total	.266	46	1584	211	422	73	9	60	204	693	125	6	398	14	7	.323	.438	.760	10	3	11	31								26
PITCHERS		W	L	ERA	G	GS	CG	SHO	SV	SVO	IP	H	R	ER	HR	HB	BB	IBB	SO	BK	WP	GO/AO	DP	WHIP	AVG	AB	TBF	SF	GF	HLD	
*	Boyd, Matt	0	0	0.00	1	0	0	0	0	0	4.2	2	0	0	0	0	3	0	2	0	0	2.33	1	1.07	.143	14	17	0	1	0	
	Farmer, Buck	0	0	2.16	5	0	0	0	0	0	8.1	6	2	2	1	1	3	0	10	0	1	0.86	2	1.08	.207	29	33	0	2	0	
	Fulmer, Michael	3	1	5.13	5	5	0	0	0	0	26.1	33	16	15	5	0	10	1	33	0	0	1.00	4	1.63	.306	108	118	0	0	0	
	Greene, Shane	1	2	6.28	4	3	0	0	1	1	14.1	11	10	10	0	1	9	0	11	0	0	0.71	2	1.40	.216	51	61	0	1	0	
*	Hardy, Blaine	0	0	2.45	6	0	0	0	0	0	7.1	6	3	2	1	0	2	0	5	0	0	0.70	0	1.09	.214	28	30	0	3	0	
	Kensing, Logan	0	0	1.93	3	0	0	0	0	0	4.2	8	1	1	0	0	2	0	1	0	0	2.33	3	2.14	.421	19	21	0	0	0	
	Lowe, Mark	1	2	6.61	19	0	0	0	0	1	16.1	16	12	12	4	1	7	1	16	0	1	1.58	0	1.41	.267	60	71	3	4	8	
*	Norris, Daniel	0	0	0.00	1	0	0	0	0	0	1.0	0	0	0	0	0	1	0	0	0	0	0.50	0	1.00	.000	3	4	0	1	0	
	Pelfrey, Mike	0	4	5.55	9	9	0	0	0	0	47.0	67	34	29	10	0	18	0	26	0	2	1.50	8	1.81	.347	193	216	4	0	0	
	Rodriguez, Francisco	0	0	3.57	19	0	0	0	14	15	17.2	15	7	7	2	0	6	1	16	0	0	1.06	0	1.19	.234	64	72	2	18	0	
*	Ryan, Kyle	1	1	3.32	19	0	0	0	0	1	19.0	21	7	7	1	1	3	0	9	0	0	1.56	5	1.26	.300	70	75	1	3	2	
	Sanchez, Anibal	3	6	6.04	10	10	0	0	0	0	53.2	58	41	36	11	2	27	0	48	1	4	0.73	6	1.58	.275	211	242	0	0	0	
	Saupold, Warwick	1	0	0.00	3	0	0	0	0	0	4.1	3	0	0	0	0	2	0	6	0	0	6.00	0	1.15	.188	16	18	0	2	0	
	VerHagen, Drew	1	0	7.11	19	0	0	0	0	0	19.0	28	15	15	3	1	7	1	10	0	1	1.75	2	1.84	.346	81	90	1	4	2	
	Verlander, Justin	4	4	4.02	10	10	1	0	0	0	65.0	53	29	29	8	2	22	0	70	0	4	0.60	4	1.15	.225	236	264	3	0	0	
	Wilson, Alex	0	0	4.24	17	0	0	0	0	0	17.0	16	9	8	1	0	5	2	14	0	1	0.71	0	1.24	.250	64	71	2	3	4	
*	Wilson, Justin	1	1	4.50	21	0	0	0	0	1	18.0	19	10	9	1	0	4	1	24	0	1	2.75	2	1.28	.264	72	77	0	3	10	
	Zimmermann, Jordan	7	2	2.52	9	9	0	0	0	0	60.2	58	20	17	6	0	11	0	40	0	1	0.83	6	1.14	.247	235	246	0	0	0	
	Team Total	23	23	4.43	46	46	1	1	15	19	404.1	420	216	199	54	9	142	7	341	1	16	1.36	45	1.39	.270	1554	1726	16	45	26	

KEY: * - lefthanded hitter/pitcher, # - switch hitter

Choose a highlighted category to sort. NOTE: Rate stats do not use qualifiers.

		GI																---GAMES BY POSITION---												
BATTERS		AVG	G	AB	R	H	2B	3B	HR	RBI	TB	BB	IBB	SO	SB	CS	OBP	SLG	OPS	SF	SAC	HBP	DP	1B	2B	3B	SS	OF	C	E
	Bernard, Wynton	.241	40	137	15	33	5	1	1	9	43	9	0	29	10	2	.293	.314	.606	0	1	1	1	0	0	0	0	37	0	3
*	Collins, Tyler	.184	22	87	10	16	1	0	3	10	26	8	0	28	1	1	.258	.299	.557	1	0	1	3	0	0	0	0	22	0	0
	Diaz, Argenis	.235	32	85	6	20	5	0	0	11	25	8	0	18	1	1	.298	.294	.592	1	3	0	3	0	27	1	4	0	0	0
1	Field, Tommy	.162	15	37	5	6	1	0	0	2	7	5	0	12	1	0	.295	.189	.485	0	0	2	0	0	11	0	0	0	0	4
	Gonzalez, Alberto	.091	3	11	0	1	0	0	0	0	1	0	0	0	0	0	.091	.091	.182	0	0	0	0	0	3	0	0	0	0	0
	Gonzalez, Miquel	.217	27	83	10	18	4	0	2	8	28	7	0	18	0	0	.283	.337	.620	1	3	1	2	0	0	0	0	0	25	1
*	Gose, Anthony	.226	8	31	4	7	1	0	0	3	8	4	0	17	0	0	.297	.258	.555	2	0	0	0	0	0	0	0	8	0	0
	Hicks, John	.250	4	16	4	4	0	0	1	1	7	2	0	2	1	0	.333	.438	.771	0	0	0	0	0	0	0	0	0	4	0
T	Hicks, John	.245	13	49	5	12	2	0	2	2	20	3	0	7	1	0	.288	.408	.697	0	0	0	2	0	0	0	0	0	13	1
	Huffman, Chad	.321	38	137	23	44	10	4	6	30	80	18	0	20	5	2	.411	.584	.995	0	0	3	3	30	0	1	0	6	0	1
*	Jones, Corey	.118	14	34	2	4	2	1	0	2	8	4	0	7	0	0	.211	.235	.446	0	0	0	1	0	7	0	0	1	0	1
*	Krizan, Jason	.000	1	4	0	0	0	0	0	0	0	0	0	0	0	0	.000	.000	.000	0	0	0	0	0	0	0	0	0	0	0
	Longley, Drew	.000	2	4	0	0	0	0	0	0	0	0	0	3	0	0	.000	.000	.000	0	0	0	0	0	0	0	0	0	1	0
	Machado, Dixon	.239	42	163	19	39	6	1	0	13	47	20	0	29	8	1	.333	.288	.622	0	2	3	6	0	0	0	42	0	0	7
	Maybin, Cameron	.188	23	85	14	16	9	0	2	11	31	14	0	17	4	1	.310	.365	.675	0	0	1	2	0	0	0	0	9	0	0
	McCann, James	.091	6	22	2	2	0	0	0	2	2	5	0	6	0	0	.259	.091	.350	0	0	0	1	0	0	0	0	0	4	0
	McGehee, Casey	.282	44	170	20	48	7	0	2	13	61	15	2	24	2	2	.340	.359	.699	2	0	1	7	4	0	38	0	0	0	2
*	Moya, Steven	.310	31	126	23	39	11	1	9	24	79	5	1	29	0	0	.341	.627	.968	0	0	1	3	0	0	0	0	31	0	1
	Quintero, Humberto	.244	15	45	0	11	2	0	0	3	13	2	0	11	1	0	.277	.289	.565	0	1	0	2	0	0	0	0	0	14	0
T	Quintero, Humberto	.250	20	60	3	15	5	0	0	3	20	3	0	15	1	0	.297	.333	.630	0	1	1	2	0	0	0	0	0	19	0
*	Schierholtz, Nate	.246	31	118	9	29	4	0	3	13	42	6	0	28	0	0	.280	.356	.636	1	0	0	1	0	0	0	0	24	0	2
*	Valdespin, Jordany	.209	35	115	12	24	6	0	1	9	33	9	0	27	5	2	.272	.287	.559	0	1	1	0	14	10	8	0	2	0	0
	Wilson, Bobby	.333	1	3	1	1	1	0	0	2	2	1	0	1	0	0	.500	.667	1.167	0	0	0	0	0	0	0	0	0	1	0
	Team Total	.239	45	1513	179	362	75	8	30	166	543	142	3	326	39	12	.309	.359	.668	8	11	15	35							27
PITCHERS		W	L	ERA	G	GS	CG	SHO	SV	SVO	IP	H	R	ER	HR	HB	BB	IBB	SO	BK	WP	GO/AO	DP	WHIP	AVG	AB	TBF	SF	GF	HLD
	Alaniz, Ruben	0	1	4.32	5	0	0	0	0	0	8.1	9	4	4	0	1	3	0	8	0	0	1.67	0	1.44	.281	32	37	0	1	0
*	Bell, Chad	2	0	3.29	4	2	0	0	0	0	13.2	16	5	5	0	0	10	1	8	0	0	0.81	4	1.90	.302	53	63	0	0	0
*	Boyd, Matt	1	3	2.06	8	8	0	0	0	0	48.0	42	14	11	3	2	13	0	41	0	0	0.75	1	1.15	.232	181	196	0	0	0
*	Britton, Drake	0	2	3.14	15	0	0	0	0	1	14.1	13	6	5	1	0	8	2	9	0	0	0.70	0	1.47	.236	55	64	0	1	4
	Crotta, Michael	0	1	7.36	7	0	0	0	0	0	7.1	7	6	6	1	0	5	0	7	0	1	2.75	1	1.64	.241	29	34	0	1	1
*	Crouse, Matt	0	0	4.50	1	1	0	0	0	0	4.0	6	2	2	0	0	1	1	4	0	1	0.60	0	1.75	.333	18	19	0	0	0
	Farmer, Buck	0	2	3.71	5	5	0	0	0	0	17.0	20	9	7	1	0	6	0	13	0	0	1.06	0	1.53	.299	67	76	2	0	0
	Ferrell, Jeff	2	1	7.36	6	0	0	0	0	0	7.1	16	6	6	1	0	2	0	13	0	1	0.60	0	2.45	.444	36	39	0	2	0
	Fulmer, Michael	1	1	4.11	3	3	0	0	0	0	15.1	16	8	7	3	1	5	0	20	0	0	1.25	1	1.37	.258	62	69	0	0	0
	Gonzalez, Miquel	0	1	27.00	1	0	0	0	0	0	0.1	1	1	1	0	0	2	1	0	0	0	1.00	0	9.00	1.000	1	4	0	1	0
	Greene, Shane	0	0	0.00	1	1	0	0	0	0	3.1	4	0	0	0	0	0	0	7	0	0	0.50	0	1.20	.286	14	14	0	0	0
	Guilmet, Preston	0	0	0.82	20	0	0	0	0	0	22.0	19	2	2	0	1	2	0	17	0	1	0.80	2	0.95	.235	81	84	0	6	3
*	Hardy, Blaine	0	0	1.42	7	0	0	0	0	0	6.1	3	1	1	0	1	1	0	5	0	0	3.00	1	0.63	.150	20	22	0	1	1
1	Harrell, Lucas	1	0	3.60	1	1	0	0	0	0	5.0	5	2	2	0	0	2	0	4	0	1	0.50	0	1.40	.278	18	20	0	0	0
	Kensing, Logan	0	0	1.35	14	0	0	0	0	0	13.1	5	2	2	0	1	3	0	12	0	0	0.87	0	0.60	.114	44	49	1	5	4
	Molleken, Dustin	1	1	3.28	18	1	0	0	1	1	24.2	22	9	9	1	2	10	1	24	0	3	0.96	2	1.30	.244	90	105	2	3	1
	Nesbitt, Angel	1	1	5.00	6	0	0	0	0	1	9.0	13	5	5	1	1	0	0	6	0	0	2.17	1	1.44	.342	38	39	0	0	2
*	Norris, Daniel	1	4	6.91	6	6	0	0	0	0	27.1	34	23	21	1	1	14	0	30	0	2	1.13	2	1.76	.301	113	128	0	0	0
	Parnell, Bobby	0	0	3.93	19	0	0	0	4	6	18.1	18	10	8	1	0	11	1	15	0	1	1.05	1	1.58	.257	70	83	1	6	5
	Rondon, Bruce	0	1	4.61	13	0	0	0	5	7	13.2	16	7	7	1	1	12	3	19	0	0	1.22	1	2.05	.308	52	68	0	10	0
	Saupold, Warwick	3	1	2.37	8	4	1	0	0	0	30.1	19	8	8	0	2	8	0	14	0	1	1.18	0	0.89	.181	105	115	0	1	1
*	Turley, Josh	2	3	4.68	6	6	0	0	0	0	32.2	42	20	17	3	0	12	1	24	0	0	1.18	1	1.65	.309	136	150	1	0	0
	Valdez, Jose	0	0	3.48	8	0	0	0	0	0	10.1	7	4	4	2	1	5	1	8	0	1	0.91	1	1.16	.200	35	42	0	5	0
	VerHagen, Drew	0	0	13.50	1	0	0	0	0	0	0.2	1	1	1	1	0	0	0	1	0	0	0.00	0	1.50	.333	3	3	0	0	0
	Weber, Thad	5	2	1.86	8	7	1	0	0	0	48.1	51	14	10	3	0	10	2	25	0	0	1.18	5	1.26	.276	185	197	0	0	0
	Wilson, Alex	0	0	5.40	2	0	0	0	0	0	1.2	2	1	1	0	0	1	0	3	0	1	1.00	0	1.80	.286	7	8	0	0	1
	Team Total	20	25	3.40	45	45	2	4	10	16	402.2	407	170	152	24	15	146	14	337	0	14	1.33	24	1.37	.263	1545	1728	7	43	23

KEY: * - lefthanded hitter/pitcher, # - switch hitter

Choose a highlighted category to sort. NOTE: Rate stats do not use qualifiers.

		GI ---GAMES BY POSITION---																											
BATTERS	AVG	G	AB	R	H	2B	3B	HR	RBI	TB	BB	IBB	SO	SB	CS	OBP	SLG	OPS	SF	SAC	HBP	DP	1B	2B	3B	SS	OF	C	E
Bortnick, Tyler	.284	18	67	9	19	3	0	4	17	34	6	0	15	3	0	.342	.507	.850	2	1	1	0	0	3	10	0	5	0	2
* Castro, Harold	.258	28	97	15	25	4	0	1	6	32	3	0	15	3	2	.280	.330	.610	0	1	0	4	0	17	8	2	0	0	1
* Eaves, Kody	.207	30	87	15	18	7	3	2	11	37	16	0	35	3	1	.337	.425	.762	0	2	1	0	0	21	4	0	0	0	6
# Ficociello, Dominic	.228	41	149	18	34	5	2	1	11	46	17	1	41	2	1	.315	.309	.624	0	0	2	2	29	0	3	0	10	0	3
Gonzalez, Alberto	.258	24	97	10	25	4	0	1	6	32	2	0	5	1	0	.287	.330	.617	0	1	2	6	0	5	15	1	0	0	2
Green, Austin	.236	29	106	9	25	5	0	3	15	39	5	0	14	0	0	.281	.368	.649	1	0	2	3	0	0	0	0	0	28	7
* Green, Dean	.275	46	178	23	49	8	0	9	45	84	16	0	31	2	0	.337	.472	.809	5	0	3	7	13	0	0	0	0	0	1
Harrell, Connor	.269	30	104	16	28	5	0	4	14	45	7	0	34	1	2	.339	.433	.772	0	0	4	2	0	0	0	0	30	0	2
Hicks, John	.388	14	49	7	19	1	1	1	4	25	4	0	9	1	0	.426	.510	.936	1	0	0	2	2	0	0	0	0	11	1
* Jones, Corey	.303	17	66	9	20	7	0	2	13	33	6	1	8	1	0	.373	.500	.873	1	0	2	1	3	3	3	0	7	0	1
Jones, JaCoby	.333	9	39	4	13	3	1	3	12	27	2	0	12	1	0	.372	.692	1.064	1	0	1	0	0	0	4	0	5	0	0
* Krizan, Jason	.273	42	165	25	45	12	2	6	27	79	18	1	15	1	0	.339	.479	.817	3	0	0	1	0	0	0	0	39	0	1
Longley, Drew	.136	7	22	3	3	1	0	0	4	2	0	8	0	0	0	.208	.182	.390	0	0	0	0	0	0	0	0	0	6	1
McVanev, Jeff	.295	45	166	32	49	11	4	4	17	80	26	0	17	6	5	.410	.482	.892	1	0	7	4	0	0	0	0	45	0	4
# Nunez, Gustavo	.274	43	179	28	49	6	0	0	13	55	19	0	34	5	5	.345	.307	.652	1	1	1	2	0	0	0	43	0	0	8
Remes, Tim	.250	2	8	2	2	1	0	1	3	6	0	0	2	0	0	.250	.750	1.000	0	0	0	1	0	0	0	0	0	2	1
Team Total	.268	46	1579	225	423	83	13	42	214	658	149	3	295	30	16	.338	.417	.755	16	6	26	35							44
PITCHERS	W	L	ERA	G	GS	CG	SHO	SV	SVO	IP	H	R	ER	HR	HB	BB	IBB	SO	BK	WP	GO/AO	DP	WHIP	AVG	AB	TBF	SF	GF	HLD
Alaniz, Ruben	0	3	5.29	13	0	0	0	1	5	17.0	16	10	10	0	2	7	2	23	0	1	2.11	1	1.35	.239	67	76	0	4	2
Castillo, Lendy	1	1	3.15	18	0	0	0	0	0	20.0	16	9	7	1	1	9	0	19	3	4	0.82	2	1.25	.216	74	85	1	6	4
Collier, Tommy	3	3	3.91	9	9	0	0	0	0	46.0	48	23	20	5	0	16	0	27	0	1	0.76	5	1.39	.271	177	195	1	0	0
Crotta, Michael	0	0	4.50	2	0	0	0	0	0	2.0	4	2	1	0	0	0	0	2	0	0	1.00	0	2.00	.400	10	10	0	0	0
* Crouse, Matt	0	2	3.86	11	3	0	0	0	0	32.2	29	15	14	1	1	12	0	20	0	3	0.51	1	1.26	.238	122	139	2	2	0
* Fernandez, Anthony	0	0	3.60	2	2	0	0	0	0	10.0	9	4	4	1	0	2	0	5	1	0	0.50	0	1.10	.237	38	40	0	0	0
Garrido, Santiago	0	1	6.75	9	0	0	0	0	0	17.1	22	14	13	3	1	9	1	23	0	5	0.93	2	1.79	.310	71	82	0	3	0
Harrell, Lucas	2	1	3.28	5	5	0	0	0	0	24.2	24	11	9	1	1	14	0	16	0	2	2.06	3	1.54	.253	95	110	0	0	0
Hemmer, Gabe	1	0	5.21	13	0	0	0	0	0	19.0	17	14	11	0	0	13	0	18	0	1	2.36	4	1.58	.236	72	85	0	3	1
Jaye, Myles	1	4	4.72	9	9	1	0	0	0	47.2	54	28	25	5	0	16	1	40	0	5	1.15	4	1.47	.278	194	211	0	0	0
Kubitza, Austin	1	1	4.66	2	2	0	0	0	0	9.2	10	5	5	0	0	5	0	5	0	1	1.88	1	1.55	.263	38	43	0	0	0
Lara, Confesor	1	2	9.22	9	1	0	0	0	1	13.2	19	14	14	2	0	4	0	12	0	1	1.08	0	1.68	.345	55	62	3	0	1
* Mantiply, Joe	1	1	3.15	20	0	0	0	0	1	20.0	18	10	7	0	0	7	0	20	0	2	1.29	2	1.25	.243	74	84	3	6	5
Riordan, Cory	3	3	4.44	9	9	0	0	0	0	52.2	57	28	26	6	1	10	0	38	0	1	0.93	5	1.27	.285	200	214	3	0	0
Smith, Brennan	0	1	14.79	4	4	0	0	0	0	14.0	24	23	23	8	3	9	0	6	0	2	0.79	2	2.36	.375	64	76	0	0	0
Spomer, Kurt	1	0	1.50	18	0	0	0	0	3	24.0	20	5	4	1	0	4	0	25	0	1	1.80	4	1.00	.235	85	91	0	2	1
* Turley, Josh	0	2	9.00	2	2	0	0	0	0	9.0	16	9	9	4	0	2	0	4	0	0	0.44	0	2.00	.381	42	45	1	0	0
Valdez, Jose	2	1	7.04	7	0	0	0	0	0	7.2	11	7	6	1	0	7	0	8	0	2	0.75	1	2.35	.344	32	40	1	5	0
Voelker, Paul	1	2	6.43	16	0	0	0	4	5	14.0	17	10	10	2	0	9	0	21	0	1	1.00	1	1.86	.333	51	63	1	14	0
Team Total	18	28	4.89	46	46	1	3	5	15	401.0	431	241	218	41	10	155	4	332	4	33	1.26	38	1.46	.276	1561	1751	16	45	14

KEY: * - lefthanded hitter/pitcher, # - switch hitter

Choose a highlighted category to sort. NOTE: Rate stats do not use qualifiers.

BATTERS	AVG	G	AB	R	H	2B	3B	HR	RBI	TB	BB	IBB	SO	SB	CS	OBP	SLG	OPS	SF	SAC	HBP	DP	GI ---GAMES BY POSITION---								
																							1B	2B	3B	SS	OF	C	E		
Frawley, Casey	.311	19	74	9	23	6	0	4	13	41	3	0	16	0	0	.338	.554	.892	0	0	0	1	0	7	5	2	0	0	0		
* Gerber, Mike	.217	46	184	21	40	10	1	5	24	67	13	0	61	0	1	.276	.364	.641	0	0	2	2	0	0	0	0	39	0	0		
Greiner, Grayson	.295	27	95	13	28	6	0	0	10	34	10	0	25	0	0	.368	.358	.726	0	1	1	0	0	0	0	0	0	24	1		
* Hinkle, Wade	.252	41	147	20	37	9	0	4	18	58	9	0	33	0	0	.304	.395	.698	0	0	2	6	41	0	0	0	0	0	4		
Kivett, Ross	.226	44	164	18	37	6	2	4	16	59	24	0	36	6	3	.330	.360	.690	1	1	2	1	0	0	0	0	44	0	1		
Maybin, Cameron	.231	4	13	3	3	2	0	0	0	5	2	0	2	1	0	.333	.385	.718	0	0	0	0	0	0	0	0	2	0	0		
Pankake, Joey	.217	41	152	22	33	6	0	6	18	57	16	0	46	0	0	.291	.375	.666	3	0	1	1	0	35	0	0	0	0	1		
# Pirtle, Brett	.222	3	9	1	2	0	0	0	2	1	0	2	2	0	0	.300	.222	.522	0	0	0	2	0	3	0	0	0	0	0		
Powell, Curt	.182	6	22	0	4	1	0	0	2	5	1	0	7	0	0	.250	.227	.477	0	0	1	1	4	0	2	0	0	0	1		
Reaves, Jared	.320	8	25	4	8	1	0	1	5	12	3	0	4	0	0	.414	.480	.894	0	0	1	0	1	2	0	5	0	0	3		
Scivicque, Kade	.270	38	148	15	40	9	1	1	19	54	9	0	40	0	0	.314	.365	.679	1	0	1	3	0	0	0	0	0	23	3		
Shepherd, Zach	.200	42	145	21	29	6	0	4	12	47	20	0	53	0	0	.297	.324	.621	0	0	0	4	0	0	40	0	0	0	11		
Simcox, A.J.	.256	43	176	22	45	5	3	0	10	56	9	0	39	4	3	.289	.318	.607	2	2	0	1	0	0	0	40	0	0	10		
* Stewart, Christin	.234	47	167	27	39	9	0	14	32	90	29	0	48	2	1	.361	.539	.900	1	0	5	1	0	0	0	0	42	0	1		
Verlander, Ben	.217	19	60	8	13	4	0	0	5	17	3	0	19	1	0	.254	.283	.537	0	0	0	1	2	0	0	0	16	0	0		
Team Total	.241	47	1581	204	381	80	7	43	184	604	152	0	431	14	8	.312	.382	.695	8	4	16	24							41		

PITCHERS	W	L	ERA	G	GS	CG	SHO	SV	SVO	IP	H	R	ER	HR	HB	BB	IBB	SO	BK	WP	GO/AO	DP	WHIP	AVG	AB	TBF	SF	GF	HLD
Belisario, Johan	0	2	5.82	10	0	0	0	1	1	17.0	17	11	11	1	2	10	0	14	0	1	0.35	0	1.59	.258	66	78	0	3	3
Briceno, Endrys	1	3	7.23	10	9	1	0	0	0	42.1	53	36	34	5	5	24	0	33	0	6	1.21	4	1.82	.319	166	199	3	0	0
De La Rosa, Edgar	0	1	5.09	12	0	0	0	1	3	17.2	17	12	10	4	0	7	0	18	1	1	1.00	0	1.36	.246	69	76	0	9	1
Drummond, Calvin	0	1	2.25	5	1	0	0	0	0	12.0	13	3	3	0	0	2	0	12	0	0	0.92	0	1.25	.271	48	50	0	1	0
Ferrell, Jeff	0	0	0.00	3	3	0	0	0	0	4.0	2	0	0	0	0	1	0	7	0	0	1.50	0	0.75	.143	14	15	0	0	0
* Hardy, Blaine	0	0	6.00	2	2	0	0	0	0	3.0	2	2	2	0	1	1	0	6	0	1	0.33	0	1.00	.167	12	14	0	0	0
Hemmer, Gabe	0	0	0.00	1	0	0	0	1	1	3.0	2	0	0	0	0	0	0	2	0	0	2.50	0	0.67	.182	11	11	0	1	0
Jimenez, Joe	0	0	0.00	17	0	0	0	10	10	17.1	5	0	0	0	2	5	0	28	0	0	0.53	1	0.58	.089	56	63	0	17	0
Kubitza, Austin	1	0	1.26	8	0	0	0	0	0	14.1	13	5	2	0	0	10	0	11	0	1	1.91	1	1.60	.232	56	66	0	2	1
* Labourt, Jairo	4	2	2.89	9	6	0	0	0	0	37.1	17	13	12	1	1	32	0	44	1	6	1.23	3	1.31	.132	129	163	0	0	0
Ladwig, A.J.	6	3	2.50	9	6	0	0	0	0	54.0	48	18	15	3	1	4	0	42	0	0	1.59	7	0.96	.238	202	209	1	1	0
Lara, Confesor	0	0	9.53	5	0	0	0	1	1	5.2	6	6	6	1	0	3	0	6	0	1	1.00	1	1.59	.273	22	25	0	4	0
Lewicki, Artie	2	1	3.29	3	1	0	0	0	0	13.2	12	7	5	0	1	4	0	10	0	0	1.73	1	1.17	.235	51	57	1	0	0
Nesbitt, Angel	0	0	2.45	3	3	0	0	0	0	3.2	2	1	1	0	0	3	0	5	0	0	4.00	1	1.36	.182	11	14	0	0	0
* Norris, Daniel	0	0	4.50	2	2	0	0	0	0	6.0	9	3	3	0	1	1	0	7	0	0	1.00	0	1.67	.346	26	28	0	0	0
Paredes, Willy	0	2	9.00	7	0	0	0	0	0	11.0	15	13	11	0	1	3	0	11	1	1	3.00	2	1.64	.349	43	50	2	0	0
Ravenelle, Adam	2	0	3.50	15	0	0	0	0	2	18.0	10	8	7	1	1	11	0	21	1	1	2.56	1	1.17	.159	63	75	0	4	5
* Rogers, Joe	0	0	0.00	1	0	0	0	0	0	1.0	1	0	0	0	0	0	0	3	0	1		0	1.00	.250	4	4	0	0	0
1 Smith, Gage	1	0	3.32	9	0	0	0	0	1	19.0	18	7	7	1	1	4	0	16	0	1	1.16	1	1.16	.240	75	80	0	2	3
Smith, Slade	1	0	5.40	4	0	0	0	0	0	6.2	6	4	4	0	2	2	0	3	0	3	0.89	0	1.20	.250	24	30	2	1	0
Thompson, Jeff	3	0	1.95	10	4	0	0	0	0	37.0	24	13	8	0	1	20	0	33	0	2	1.06	2	1.19	.186	129	152	0	1	1
Verastegui, Adenson	1	1	3.38	7	0	0	0	0	0	8.0	6	3	3	0	0	9	0	11	1	3	3.33	0	1.88	.200	30	39	0	0	2
Wilson, Alex	0	1	8.10	2	1	0	0	0	0	3.1	7	3	3	2	0	0	0	4	0	0	1.00	1	2.10	.412	17	17	0	0	0
* Ziomek, Kevin	0	1	10.38	1	1	0	0	0	0	4.1	9	5	5	1	0	1	0	1	0	0	1.00	1	2.31	.450	20	21	0	0	0
Team Total	26	21	3.55	47	47	1	3	14	19	407.2	353	187	161	23	21	166	0	389	5	29	1.71	33	1.27	.232	1524	1728	11	46	16

KEY: * - lefthanded hitter/pitcher, # - switch hitter

Choose a highlighted category to sort. NOTE: Rate stats do not use qualifiers.

BATTERS	GI ---GAMES BY POSITION---																													
	AVG	G	AB	R	H	2B	3B	HR	RBI	TB	BB	IBB	SO	SB	CS	OBP	SLG	OPS	SF	SAC	HBP	DP	1B	2B	3B	SS	OF	C	E	
Allen, Will	.260	42	150	14	39	14	0	1	28	56	15	1	25	0	0	.320	.373	.693	6	0	1	3	38	0	0	0	0	0	2	
Azocar, Jose	.303	41	152	18	46	3	4	0	16	57	7	0	40	6	4	.331	.375	.706	1	1	0	2	0	0	0	0	41	0	2	
* Brown, Rashad	.280	25	93	9	26	4	0	0	11	30	4	0	17	6	1	.313	.323	.636	1	1	1	3	0	0	0	0	24	0	2	
# Fuentes, Steven	.174	26	86	11	15	1	3	0	12	22	11	0	32	1	0	.257	.256	.513	4	1	0	1	0	0	26	0	0	0	4	
* Gibson, Cam	.220	35	118	14	26	3	2	0	6	33	10	0	30	6	3	.287	.280	.566	0	2	1	2	0	0	0	0	32	0	3	
# Gonzalez, David	.274	40	135	18	37	8	1	1	8	50	13	0	18	4	3	.342	.370	.713	0	3	1	6	0	11	0	29	0	0	3	
Hill, Derek	.244	30	119	26	29	4	2	0	8	37	8	0	33	12	1	.297	.311	.608	0	1	1	1	0	0	0	0	30	0	3	
Laffita, Leonardo	.286	12	42	5	12	4	0	1	5	19	2	0	8	0	2	.311	.452	.763	1	0	0	0	0	0	0	12	0	0	5	
* Lester, Josh	.162	19	68	7	11	0	0	0	2	11	3	0	21	1	0	.197	.162	.359	0	0	0	0	3	0	13	0	0	0	1	
* Maddox, Will	.318	37	148	13	47	7	2	0	15	58	4	0	28	7	1	.333	.392	.725	1	2	0	1	3	7	0	0	0	0	4	
Perez, Arvicent	.250	17	60	5	15	3	1	0	6	20	2	0	6	0	0	.286	.333	.619	0	2	1	1	0	0	0	0	0	17	2	
# Pirtle, Brett	.277	28	101	18	28	6	0	0	14	34	15	0	13	3	1	.378	.337	.715	1	3	2	2	0	25	0	3	0	0	2	
Salgado, Ismael	.375	4	16	2	6	1	0	0	0	7	1	0	3	0	0	.412	.438	.849	0	0	0	0	0	0	0	0	4	0	0	
# Zambrano, Jose	.167	5	18	0	3	0	0	0	0	3	0	0	2	0	1	.167	.167	.333	0	0	0	0	0	1	4	0	0	0	1	
Zeile, Shane	.222	31	108	15	24	6	4	3	20	47	8	0	21	1	0	.275	.435	.710	3	0	1	3	0	0	0	0	0	27	2	
Team Total	.257	43	1414	175	364	64	19	6	151	484	103	1	297	47	17	.308	.342	.651	18	16	9	25								42

PITCHERS	W	L	ERA	G	GS	CG	SHO	SV	SVO	IP	H	R	ER	HR	HB	BB	IBB	SO	BK	WP	GO/AO	DP	WHIP	AVG	AB	TBF	SF	GF	HLD
Baez, Sandy	1	5	3.28	7	7	0	0	0	0	35.2	39	18	13	1	1	7	0	27	0	1	0.57	3	1.29	.279	140	148	0	0	0
* Boardman, Toller	3	3	1.53	11	0	0	0	1	1	29.1	24	7	5	1	1	4	0	24	0	0	0.97	1	0.95	.224	107	114	1	3	1
Burrows, Beau	2	3	2.70	7	6	0	0	0	0	33.1	27	10	10	0	2	6	0	26	0	5	0.82	2	0.99	.223	121	132	2	0	0
Dowdy, Kyle	1	0	1.01	9	2	0	0	0	0	26.2	18	4	3	0	3	5	0	26	0	2	2.40	1	0.86	.194	93	103	1	2	0
Greene, Shane	0	0	0.00	1	1	0	0	0	0	3.0	2	0	0	0	0	1	0	5	0	0	3.00	0	1.00	.182	11	12	0	0	0
* Hall, Matt	5	0	0.81	8	8	0	0	0	0	44.1	31	5	4	0	1	13	0	50	0	1	0.70	4	0.99	.197	157	173	2	0	0
* Idrogo, Eudis	1	2	5.49	4	4	0	0	0	0	19.2	24	15	12	1	1	3	0	10	0	2	0.69	0	1.37	.308	78	87	3	0	0
Laxer, Josh	0	1	4.74	13	0	0	0	1	1	19.0	22	11	10	2	2	6	0	16	0	1	1.06	4	1.47	.324	68	81	2	8	2
Maciel, Jonathan	2	2	6.75	11	0	0	0	0	0	22.2	35	19	17	2	0	5	0	20	0	2	1.81	1	1.76	.361	97	105	2	2	1
Moreno, Gerson	1	1	1.15	15	0	0	0	6	8	15.2	15	4	2	0	0	5	0	14	0	0	1.42	4	1.28	.259	58	63	0	13	1
Perez, Fernando	1	0	6.43	4	4	0	0	0	0	14.0	13	12	10	0	3	11	0	20	1	3	0.91	1	1.71	.241	54	68	0	0	0
Shull, Jake	1	0	1.31	15	0	0	0	6	6	20.2	18	5	3	0	2	5	0	16	0	2	1.87	2	1.11	.234	77	84	0	11	2
Smith, Drew	0	0	7.36	4	0	0	0	0	0	3.2	2	3	3	0	0	5	0	5	0	0	0.33	1	1.91	.182	11	16	0	0	1
Smith, Jordan	4	2	5.09	9	6	0	0	0	0	35.1	38	20	20	3	1	15	0	14	0	3	1.23	4	1.50	.279	136	155	3	1	1
* Szkutnik, Trent	1	0	1.99	10	3	0	0	1	1	31.2	31	9	7	0	1	9	0	25	0	2	0.97	1	1.26	.258	120	135	1	1	2
Verastegui, Adenson	0	0	4.50	3	0	0	0	0	0	8.0	8	5	4	0	1	3	0	6	0	1	2.60	2	1.38	.267	30	36	0	2	0
Watkins, Spenser	1	0	1.69	2	2	0	0	0	0	10.2	5	2	2	0	0	3	0	12	0	0	1.00	0	0.75	.135	37	40	0	0	0
Team Total	24	19	3.01	43	43	0	2	15	17	373.1	352	149	125	10	19	106	0	316	1	25	1.35	31	1.23	.252	1395	1552	17	43	11

KEY: * - lefthanded hitter/pitcher, # - switch hitter