











# MINOR LEAGUE REPORT

THROUGH GAMES OF SATURDAY, MAY 28

	Team	Level	Record	Yesterday's Scores	Streak/Last 10	Next Game
	Toledo Mud Hens	Triple-A	21-26, 4th, 5.5 GB in International League West Division	L, 3-0 vs. Buffalo	L1/4-6	5/29 vs. Buffalo 6:05 p.m.
	Erie SeaWolves	Double-A	19-29, 4th, 16.0 GB in Eastern League Western Division	W, 4-2 vs. Richmond	W1/3-7	5/29 vs. Richmond 1:35 p.m.
	Lakeland Flying Tigers	Single-A	26-23, 3rd, 4.5 GB in Florida State League North Division (1st Half)	L, 3-2 vs. Clearwater	L3/4-6	5/29 vs. Clearwater 1 p.m.
	West Michigan Whitecaps	Single-A	26-19, T2nd, 3.0 GB in Midwest League Eastern Division (1st Half)	W, 3-1 vs. Dayton	W4/7-3	5/29 vs. Dayton 1 p.m.
	Connecticut Tigers	Rookie	Season begins June 17			
	GCL Tigers-East	Rookie	Season begins June 24			
	GCL Tigers-West	Rookie	Season begins June 24			
	DSL Tigers	DSL	Season begins June 4			

## Minor League Highlights from Saturday

- Triple A Toledo was shut out by Buffalo, 3-0. Thad Weber turned in a quality start for the Mud Hens, but suffered the loss after giving up two runs on eight hits with three walks and three strikeouts in 7.0 innings. Offensively, Casey McGehee was 2x3, while Tyler Bortnick, Chad Huffman and Dixon Machado each had one hit.

- Double A Erie snapped a four-game losing streak with a 4-2 win vs. Richmond. Harold Castro had a pair of hits, including a double, and a RBI, while Dean Green hit a solo home run, his 10th of the season. JaCoby Jones added a pair of hits in the win. Myles Jaye earned his second win of the season, allowing one run on four hits with one walk and four strikeouts in 8.0 innings. Ruben Alaniz gave up an unearned run with two walks and one strikeout in the ninth inning to record his second save.

- Single A Lakeland dropped a 3-2 decision to Clearwater. Mike Gerber and Ross Kivett each had two hits in the loss, while Wade Hinkle hit a solo home run, his fifth of the season. A.J. Simcox added a hit and a RBI.

- Single A West Michigan picked up its fourth straight win with a 3-1 victory vs. Dayton. Will Maddox went 2x4 with a run scored and a double, while Shane Zeile was 1x4 with a triple and two RBI. Beau Burrows started for the Whitecaps and improved his record to 3-3 after pitching 5.1 shutout innings with six hits allowed, two walks and three strikeouts. Josh Laxer struck out two and retired all eight batters he faced in relief and Gerson Moreno gave up a run on one hit with one strikeout in the ninth inning to notch his seventh save.

Buffalo Bisons (26-23) 3, Toledo Mud Hens (21-26) 0  
 May 28, 2016

	1	2	3	4	5	6	7	8	9	R	H	E
Buffalo	0	2	0	0	0	0	0	0	1	3	11	0
Toledo	0	0	0	0	0	0	0	0	0	0	5	1

Buffalo	AVG	AB	R	H	2B	3B	HR	RBI	BB	SO	PO	A
<a href="#">Casilla, A</a> , 2B	.261	5	0	1	0	0	0	0	0	1	5	3
<a href="#">Burns, A</a> , SS	.257	5	0	1	1	0	0	1	0	0	2	5
<a href="#">Brown, D</a> , LF	.224	3	0	1	1	0	0	0	2	0	1	0
<a href="#">Montero, J</a> , DH	.302	5	1	2	0	0	0	0	0	2	0	0
<a href="#">Ceciliani</a> , CF	.232	5	1	3	1	1	0	0	0	0	2	0
<a href="#">Dominguez, M</a> , 3B	.275	4	0	2	1	0	0	2	0	0	1	1
<a href="#">Kotchman</a> , 1B	.262	3	0	0	0	0	0	0	1	0	6	2
<a href="#">Lake</a> , RF	.205	3	0	0	0	0	0	0	1	1	1	0
<a href="#">Jimenez, A</a> , C	.244	4	1	1	0	0	0	0	0	0	7	2
<a href="#">LeBlanc</a> , P	.000	0	0	0	0	0	0	0	0	0	1	0
<a href="#">Schultz</a> , P	.000	0	0	0	0	0	0	0	0	0	0	0
<a href="#">Tepera</a> , P	.000	0	0	0	0	0	0	0	0	0	1	0
Totals	.243	37	3	11	4	1	0	3	4	4	27	13

**BATTING**

2B: Dominguez, M (7, Weber); Ceciliani (6, Weber); Brown, D (8, Weber); Burns, A (12, Kensing).

3B: Ceciliani (1, Weber).

RBI: Dominguez, M 2 (20); Burns, A (15).

GIDP: Kotchman.

Team RISP: 2-for-12.

Team LOB: 11.

**BASERUNNING**

CS: Casilla, A (1, 2nd base by Weber/Hicks, J).

**FIELDING**

DP: 3 (Burns, A-Casilla, A-Kotchman 2; Kotchman-Burns, A-Tepera).

Toledo	AVG	AB	R	H	2B	3B	HR	RBI	BB	SO	PO	A
<a href="#">Machado, D</a> , SS	.243	3	0	1	0	0	0	0	1	1	1	5
<a href="#">Gose</a> , CF	.205	4	0	0	0	0	0	0	0	0	3	0
<a href="#">Huffman</a> , 1B	.322	3	0	1	0	0	0	0	0	1	13	0
<a href="#">McGehee</a> , 3B	.294	3	0	2	0	0	0	0	0	1	0	3
<a href="#">Collins, Ty</a> , LF	.194	3	0	0	0	0	0	0	0	1	3	0
<a href="#">Hicks, J</a> , C	.232	3	0	0	0	0	0	0	0	0	5	1
<a href="#">Diaz, A</a> , 2B	.239	3	0	0	0	0	0	0	0	2	2	5
<a href="#">Bortnick</a> , DH	1.000	1	0	1	0	0	0	0	1	0	0	0
<a href="#">a-Krizan</a> , PH-DH	.000	1	0	0	0	0	0	0	0	0	0	0
<a href="#">Bernard</a> , RF	.245	3	0	0	0	0	0	0	0	1	0	0
<a href="#">Weber</a> , P	.000	0	0	0	0	0	0	0	0	0	0	1
<a href="#">Britton, D</a> , P	.000	0	0	0	0	0	0	0	0	0	0	0
<a href="#">Kensing</a> , P	.000	0	0	0	0	0	0	0	0	0	0	0
Totals	.241	27	0	5	0	0	0	0	2	7	27	15

a-Lined out for Bortnick in the 8th.

**BATTING**

GIDP: Hicks, J 2; Gose.

Team RISP: 0-for-2.

Team LOB: 3.

**BASERUNNING**

CS: Bortnick 2 (2, 2nd base by LeBlanc/Jimenez, A, 2nd base by LeBlanc/Jimenez, A).

**FIELDING**

E: Diaz, A (1).

DP: (Machado, D-Diaz, A-Huffman).

Buffalo	ERA	IP	H	R	ER	BB	SO	HR	BF
<a href="#">LeBlanc</a> (W, 5-1)	1.29	6.1	4	0	0	2	5	0	23
<a href="#">Schultz</a>	10.80	0.2	0	0	0	0	0	0	1
<a href="#">Tepera</a> (S, 5)	3.57	2.0	1	0	0	0	2	0	6
Totals	3.36	9.0	5	0	0	2	7	0	30

Toledo	ERA	IP	H	R	ER	BB	SO	HR	BF
<a href="#">Weber</a> (L, 5-3)	1.95	7.0	8	2	2	3	3	0	31
<a href="#">Britton, D</a>	2.93	1.0	1	0	0	0	0	0	3
<a href="#">Kensing</a>	1.88	1.0	2	1	1	1	1	0	7

Totals 3.32 9.0 11 3 3 4 4 0 41

Team ER: off Buffalo 0, off Toledo 3.

BB: off LeBlanc 2 (Bortnick, Machado, D); off Weber 3 (Lake, Brown, D, Kotchman); Kensing (Brown, D).

IBB: off Weber 1 (Kotchman), Kensing 1 (Brown, D).

SO: by LeBlanc 5 (Collins, Ty, Diaz, A, Bernard, Machado, D, McGehee); Tepera 2 (Diaz, A, Huffman); by Weber 3 (Casilla, A, Lake, Montero, J); Kensing (Montero, J).

HB: Huffman (by LeBlanc).

Pitches-strikes: LeBlanc 90-50; Schultz 6-4; Tepera 18-13; Weber 101-61; Britton, D 12-7; Kensing 24-13.

Inherited runners-scored: Schultz 2-0.

Umpires: HP: Jansen Visconti. 1B: Ryan Additon. 3B: Derek Mollica.

Official Scorer: John Malkoski Jr..

Weather: 78 degrees, cloudy.

Wind: 10 mph, Out to LF.

First pitch: 7:04 PM.

T: 2:27.

Att: 9,005.

Venue: Fifth Third Field.

May 28, 2016

**Compiled by MLB Advanced Media; Copyright by MLB Office of the Commissioner**

Erie SeaWolves (19-29) 4, Richmond Flying Squirrels (16-32) 2  
 May 28, 2016

	1	2	3	4	5	6	7	8	9	R	H	E
Richmond	0	0	0	0	0	0	0	1	1	2	4	1
Erie	1	0	0	2	0	0	0	1	x	4	11	0

Richmond	AVG	AB	R	H	2B	3B	HR	RBI	BB	SO	PO	A
<a href="#">Moreno, R</a> , SS	.228	4	0	0	0	0	0	0	0	1	1	2
<a href="#">Arroyo</a> , 3B	.282	4	0	0	0	0	0	0	0	0	1	0
<a href="#">Slater</a> , LF	.328	3	1	1	1	0	0	0	1	2	3	0
<a href="#">Oropesa</a> , 1B	.215	3	0	0	0	0	0	0	1	0	4	0
<a href="#">Cole</a> , RF	.233	4	0	0	0	0	0	0	0	1	2	1
<a href="#">Schroder</a> , CF	.265	4	0	0	0	0	0	0	0	1	5	0
<a href="#">Arnold</a> , C	.229	2	1	1	0	0	0	0	1	0	6	2
<a href="#">Turner</a> , DH	.273	3	0	0	0	0	0	0	0	0	0	0
<a href="#">Castillo, Al</a> , 2B	.306	3	0	2	0	0	0	1	0	0	2	0
<a href="#">Beede</a> , P	.375	0	0	0	0	0	0	0	0	0	0	2
<a href="#">Black, R</a> , P	.000	0	0	0	0	0	0	0	0	0	0	0
Totals	.253	30	2	4	1	0	0	1	3	5	24	7

BATTING  
 2B: Slater (8, Jaye).  
 RBI: Castillo, Al (8).  
 GIDP: Turner.  
 Team RISP: 1-for-5.  
 Team LOB: 4.

FIELDING  
 E: Arroyo (6).  
 Outfield assists: Cole (Frawley at home).  
 DP: (Cole-Arnold).

Erie	AVG	AB	R	H	2B	3B	HR	RBI	BB	SO	PO	A
<a href="#">Castro, H</a> , SS	.279	3	0	2	1	0	0	1	0	0	0	4
<a href="#">McVaney</a> , RF	.302	3	1	1	0	0	0	0	1	0	2	0
<a href="#">Jones, J</a> , CF	.348	3	0	2	0	0	0	0	1	0	1	0
<a href="#">Green, D</a> , DH	.269	4	1	1	0	0	1	1	0	2	0	0
<a href="#">Jones, C</a> , 1B	.297	4	0	1	0	0	0	0	0	1	14	1
<a href="#">Harrell, C</a> , LF	.268	4	1	1	0	0	0	0	0	1	2	0
<a href="#">Frawley</a> , 2B	.250	4	0	1	0	0	0	0	0	0	2	9
<a href="#">Eaves</a> , 3B	.211	3	1	1	0	0	0	1	0	1	0	1
<a href="#">Longley</a> , C	.160	3	0	1	0	0	0	0	0	1	5	0
<a href="#">Jaye</a> , P	.000	0	0	0	0	0	0	0	0	0	1	1
<a href="#">Alaniz</a> , P	.000	0	0	0	0	0	0	0	0	0	0	0
Totals	.269	31	4	11	1	0	1	3	2	6	27	16

BATTING  
 2B: Castro, H (6, Beede).  
 HR: Green, D (10, 8th inning off Black, R, 0 on, 0 out).  
 RBI: Eaves (12); Castro, H (7); Green, D (47).  
 SAC: Castro, H (off Beede).  
 Team RISP: 2-for-8.  
 Team LOB: 6.

BASERUNNING  
 SB: Jones, J (2, 2nd base off Beede/Arnold).  
 CS: Castro, H (3, 2nd base by Beede/Arnold); Jones, J (1, 3rd base by Beede/Arnold).

FIELDING  
 PB: Longley (1).  
 DP: (Castro, H-Frawley-Jones, C).

Richmond	ERA	IP	H	R	ER	BB	SO	HR	BF
<a href="#">Beede</a> (L, 2-3)	3.71	7.0	10	3	3	2	6	0	30
<a href="#">Black, R</a>	7.13	1.0	1	1	1	0	0	1	4
Totals	3.79	8.0	11	4	4	2	6	1	34

Erie	ERA	IP	H	R	ER	BB	SO	HR	BF
<a href="#">Jaye</a> (W, 2-4)	4.20	8.0	4	1	1	1	4	0	28
<a href="#">Alaniz</a> (S, 2)	5.00	1.0	0	1	0	2	1	0	5
Totals	4.85	9.0	4	2	1	3	5	0	33

Team ER: off Richmond 4, off Erie 1.  
 BB: off Beede 2 (McVaney, Jones, J); off Jaye (Arnold); Alaniz 2 (Slater, Oropesa).  
 SO: by Beede 6 (Harrell, C, Eaves, Green, D, Jones, C, Green, D, Longley); by Jaye 4 (Slater, Moreno, R, Slater, Schroder);

Alaniz (Cole).  
WP: Beede; Jaye; Alaniz.  
Pitches-strikes: Beede 102-65; Black, R 13-7; Jaye 106-72; Alaniz 23-10.  
Umpires: HP: Sean Ryan. 1B: Chris Graham. 3B: Randy Rosenberg.  
Official Scorer: Les Caldwell.  
Weather: 80 degrees, partly cloudy.  
Wind: 7 mph, Out to CF.  
First pitch: 6:37 PM.  
T: 2:28.  
Att: 3,778.  
Venue: Jerry Uht Park.  
May 28, 2016

**Compiled by MLB Advanced Media; Copyright by MLB Office of the Commissioner**

Clearwater Threshers (30-19) 3, Lakeland Flying Tigers (26-23) 2  
 May 28, 2016

	1	2	3	4	5	6	7	8	9	R	H	E
Clearwater	0	0	1	2	0	0	0	0	0	3	8	0
Lakeland	0	0	1	0	1	0	0	0	0	2	8	1

Clearwater	AVG	AB	R	H	2B	3B	HR	RBI	BB	SO	PO	A
<a href="#">Kingery</a> , 2B	.272	5	0	1	0	0	0	0	0	0	1	2
<a href="#">Tocci</a> , CF	.260	4	1	2	2	0	0	0	1	0	3	0
<a href="#">Pullin</a> , LF	.214	5	0	0	0	0	0	1	0	0	1	0
<a href="#">Martin</a> , 1B	.244	3	0	0	0	0	0	0	0	1	9	0
<a href="#">Green, Z</a> , DH	.278	4	0	1	0	0	0	0	0	1	0	0
<a href="#">Walding</a> , 3B	.260	2	1	0	0	0	0	0	2	0	0	3
<a href="#">Lino</a> , C	.224	3	0	1	0	0	0	0	1	1	11	0
<a href="#">Canelo, M</a> , SS	.220	4	1	2	0	0	0	1	0	0	0	2
<a href="#">Hiciano</a> , RF	.120	3	0	1	1	0	0	1	1	1	2	0
<a href="#">Sandberg</a> , RF	.247	0	0	0	0	0	0	0	0	0	0	0
<a href="#">Eshelman</a> , P	.000	0	0	0	0	0	0	0	0	0	0	1
<a href="#">Hockenberry</a> , P	.000	0	0	0	0	0	0	0	0	0	0	0
<a href="#">Joaquin</a> , P	.000	0	0	0	0	0	0	0	0	0	0	0
Totals	.243	33	3	8	3	0	0	3	5	4	27	8

BATTING

2B: Tocci (2); Hiciano (3, Labourt).

RBI: Pullin (11); Canelo, M (14); Hiciano (2).

GIDP: Kingery.

Team RISP: 1-for-10.

Team LOB: 9.

BASERUNNING

SB: Tocci (8, 3rd base off Labourt/Scivicque).

CS: Tocci (5, 2nd base by Rogers, J/Scivicque).

FIELDING

DP: (Walding-Kingery-Martin).

Lakeland	AVG	AB	R	H	2B	3B	HR	RBI	BB	SO	PO	A
<a href="#">Kivett</a> , CF	.228	3	0	2	1	0	0	0	1	0	1	0
<a href="#">Simcox</a> , SS	.265	4	0	1	0	0	0	1	0	0	3	6
<a href="#">Stewart</a> , DH	.229	4	0	1	0	0	0	0	0	2	0	0
<a href="#">Scivicque</a> , C	.263	4	0	0	0	0	0	0	0	2	4	1
<a href="#">Gerber</a> , RF	.219	4	0	2	1	0	0	0	0	2	5	0
<a href="#">Shepherd</a> , 3B	.190	4	0	0	0	0	0	0	0	2	0	0
<a href="#">Pankake</a> , 2B	.219	4	1	1	0	0	0	0	0	1	2	1
<a href="#">Hinkle</a> , 1B	.252	4	1	1	0	0	1	1	0	1	10	2
<a href="#">Verlander, B</a> , LF	.206	3	0	0	0	0	0	0	0	1	1	0
<a href="#">Labourt</a> , P	.000	0	0	0	0	0	0	0	0	0	0	0
<a href="#">Ford</a> , P	.000	0	0	0	0	0	0	0	0	0	0	0
<a href="#">Rogers, J</a> , P	.000	0	0	0	0	0	0	0	0	0	1	2
<a href="#">Lara, Co</a> , P	.000	0	0	0	0	0	0	0	0	0	0	0
Totals	.240	34	2	8	2	0	1	2	1	11	27	12

BATTING

2B: Kivett (7, Eshelman); Gerber (11, Joaquin).

HR: Hinkle (5, 5th inning off Eshelman, 0 on, 1 out).

RBI: Simcox (11); Hinkle (19).

GIDP: Shepherd.

Team RISP: 1-for-9.

Team LOB: 6.

BASERUNNING

SB: Kivett (7, 3rd base off Eshelman/Lino); Simcox (6, 2nd base off Eshelman/Lino).

FIELDING

E: Scivicque (4).

DP: (Simcox-Pankake-Hinkle).

Clearwater	ERA	IP	H	R	ER	BB	SO	HR	BF
<a href="#">Eshelman</a> (W, 3-2)	3.61	7.0	7	2	2	0	6	1	27
<a href="#">Hockenberry</a>	1.86	1.0	0	0	0	1	2	0	4
<a href="#">Joaquin</a> (S, 2)	1.37	1.0	1	0	0	0	3	0	4
Totals	2.89	9.0	8	2	2	1	11	1	35

Lakeland	ERA	IP	H	R	ER	BB	SO	HR	BF
<a href="#">Labourt</a> (L, 4-3)	3.19	5.0	5	3	3	3	3	0	24

<a href="#">Ford</a>	0.00	1.0	1	0	0	1	0	0	4
<a href="#">Rogers, J</a>	0.00	2.0	1	0	0	1	0	0	7
<a href="#">Lara, Co</a>	8.10	1.0	1	0	0	0	1	0	4
Totals	3.50	9.0	8	3	3	5	4	0	39

Team ER: off Clearwater 2, off Lakeland 3.

BB: off Hockenberry (Kivett); off Labourt 3 (Walding, Lino, Walding); Ford (Hiciano); Rogers, J (Tocci).

SO: by Eshelman 6 (Stewart, Gerber, Gerber, Shepherd, Scivicque, Verlander, B); Hockenberry 2 (Stewart, Scivicque);

Joaquin 3 (Shepherd, Pankake, Hinkle); by Labourt 3 (Martin, Green, Z, Lino); Lara, Co (Hiciano).

WP: Joaquin; Labourt.

HB: Martin (by Labourt).

Pitches-strikes: Eshelman 94-65; Hockenberry 21-12; Joaquin 18-11; Labourt 92-53; Ford 12-7; Rogers, J 25-14; Lara, Co 15-12.

Umpires: HP: J.C. Velez. 1B: Ben Sontag.

Official Scorer: Ed Luteran.

Weather: 88 degrees, partly cloudy.

Wind: 3 mph, Varies.

First pitch: 6:02 PM.

T: 2:24.

Att: 434.

Venue: Henley Field.

May 28, 2016

**Compiled by MLB Advanced Media; Copyright by MLB Office of the Commissioner**

West Michigan Whitecaps (26-19) 3, Dayton Dragons (13-36) 1  
 May 28, 2016

	1	2	3	4	5	6	7	8	9	R	H	E
Dayton	0	0	0	0	0	0	0	0	1	1	7	3
West Michigan	2	1	0	0	0	0	0	0	x	3	7	0

Dayton	AVG	AB	R	H	2B	3B	HR	RBI	BB	SO	PO	A
<a href="#">Shields</a> , DH	.270	4	0	0	0	0	0	0	0	2	0	0
<a href="#">Garcia, K</a> , LF	.233	4	0	1	0	0	0	0	0	0	4	0
<a href="#">Long</a> , 2B	.263	3	0	0	0	0	0	0	1	0	3	4
<a href="#">Vasquez</a> , 1B	.247	4	1	3	2	0	0	0	0	1	12	0
<a href="#">Bell</a> , 3B	.212	4	0	1	0	0	0	0	0	1	1	2
<a href="#">Mardirosian</a> , CF	.250	4	0	0	0	0	0	0	0	0	2	0
<a href="#">Vargas</a> , SS	.197	4	0	1	0	0	0	0	0	1	0	3
<a href="#">Medina</a> , RF	.195	3	0	1	0	0	0	0	0	0	1	0
<a href="#">Trees</a> , C	.161	2	0	0	0	0	0	0	1	1	1	1
<a href="#">Constante</a> , P	.000	0	0	0	0	0	0	0	0	0	0	1
<a href="#">Aybar, M</a> , P	.000	0	0	0	0	0	0	0	0	0	0	0
Totals	.220	32	1	7	2	0	0	0	2	6	24	11

BATTING

2B: Vasquez 2 (8, Burrows, Moreno, G).

Team RISP: 1-for-7.

Team LOB: 6.

BASERUNNING

CS: Medina (2, 2nd base by Burrows/Zeile); Shields (5, 2nd base by Burrows/Zeile).

FIELDING

E: Bell 2 (12); Trees (2).

DP: 3 (Long-Vasquez; Vargas-Long-Vasquez; Bell-Long-Vasquez).

West Michigan	AVG	AB	R	H	2B	3B	HR	RBI	BB	SO	PO	A
<a href="#">Hill</a> , RF	.238	4	0	1	0	0	0	0	0	0	1	0
<a href="#">Gonzalez, D</a> , SS	.273	4	0	0	0	0	0	0	0	0	4	1
<a href="#">Maddox</a> , 2B	.321	4	1	2	1	0	0	0	0	0	4	2
<a href="#">Allen</a> , 1B	.256	2	1	1	0	0	0	0	1	0	4	1
<a href="#">Zeile</a> , C	.233	4	0	1	0	1	0	2	0	0	7	2
<a href="#">Azocar</a> , CF	.306	4	0	1	0	0	0	0	0	1	3	0
<a href="#">Brown, R</a> , LF	.277	1	0	0	0	0	0	0	2	0	3	0
<a href="#">Fuentes, S</a> , 3B	.174	3	1	1	0	0	0	0	0	0	1	0
<a href="#">Gibson</a> , DH	.220	2	0	0	0	0	0	0	0	1	0	0
<a href="#">Burrows</a> , P	.000	0	0	0	0	0	0	0	0	0	0	1
<a href="#">Laxer</a> , P	.000	0	0	0	0	0	0	0	0	0	0	0
<a href="#">Moreno, G</a> , P	.000	0	0	0	0	0	0	0	0	0	0	0
Totals	.257	28	3	7	1	1	0	2	3	2	27	7

BATTING

2B: Maddox (9, Constante).

3B: Zeile (5, Constante).

RBI: Zeile 2 (22).

SAC: Gibson (off Constante).

GIDP: Allen; Fuentes, S; Azocar.

Team RISP: 2-for-9.

Team LOB: 6.

BASERUNNING

SB: Hill (13, 2nd base off Constante/Trees).

Dayton	ERA	IP	H	R	ER	BB	SO	HR	BF
<a href="#">Constante</a> (L, 1-5)	5.48	6.1	7	3	2	2	1	0	27
<a href="#">Aybar, M</a>	1.69	1.2	0	0	0	1	1	0	6
Totals	4.27	8.0	7	3	2	3	2	0	33

West Michigan	ERA	IP	H	R	ER	BB	SO	HR	BF
<a href="#">Burrows</a> (W, 3-3)	2.33	5.1	6	0	0	2	3	0	22
<a href="#">Laxer</a>	4.15	2.2	0	0	0	0	2	0	8
<a href="#">Moreno, G</a> (S, 7)	1.62	1.0	1	1	1	0	1	0	4
Totals	2.92	9.0	7	1	1	2	6	0	34

Team ER: off Dayton 2, off West Michigan 1.

BB: off Constante 2 (Brown, R, Brown, R); Aybar, M (Allen); off Burrows 2 (Trees, Long).

SO: by Constante (Gibson); Aybar, M (Azocar); by Burrows 3 (Vasquez, Trees, Shields); Laxer 2 (Bell, Shields); Moreno, G (Vargas).

WP: Moreno, G 2.



HB: Allen (by Constante).  
Pitches-strikes: Constante 93-56; Aybar, M 17-11; Burrows 85-52; Laxer 30-19; Moreno, G 15-11.  
Inherited runners-scored: Aybar, M 2-0; Laxer 2-0.  
Umpires: HP: Jesse Gonzalez. 1B: Mac Dietz.  
Official Scorer: Mike Dean.  
Weather: 82 degrees, partly cloudy.  
Wind: 16 mph, Out to RF.  
First pitch: 7:04 PM.  
T: 2:43.  
Att: 5,453.  
Venue: Fifth Third Ballpark.  
May 28, 2016

**Compiled by MLB Advanced Media; Copyright by MLB Office of the Commissioner**

Detroit Tigers

Individual Statistics As of: 05/28/2016 11:46 PM GMT

W-L Record: 24-24

Choose a highlighted category to sort. NOTE: Rate stats do not use qualifiers.

		GI ---GAMES BY POSITION---																													
BATTERS		AVG	G	AB	R	H	2B	3B	HR	RBI	TB	BB	IBB	SO	SB	CS	OBP	SLG	OPS	SF	SAC	HBP	DP	1B	2B	3B	SS	OF	C	E	
	<a href="#">Aviles, Mike</a>	.150	19	40	5	6	1	0	0	1	7	2	0	13	0	1	.209	.175	.384	0	1	1	0	0	5	3	3	4	0	2	
	<a href="#">Cabrera, Miguel</a>	.313	48	179	28	56	9	1	11	31	100	23	3	29	0	0	.392	.559	.951	1	0	1	5	43	0	1	0	0	0	2	
	<a href="#">Castellanos, Nick</a>	.333	46	171	23	57	12	1	10	32	101	9	0	41	1	1	.361	.591	.951	3	0	0	1	0	0	45	0	0	0	4	
*	<a href="#">Collins, Tyler</a>	.100	10	20	0	2	1	0	0	1	3	0	0	6	0	0	.100	.150	.250	0	0	0	0	0	0	0	0	0	8	0	0
*	<a href="#">Gose, Anthony</a>	.209	30	91	11	19	2	2	2	7	31	9	0	38	0	1	.287	.341	.628	0	0	1	1	0	0	0	0	30	0	0	
	<a href="#">Iglesias, Jose</a>	.219	44	146	18	32	5	0	1	9	40	9	1	20	3	0	.265	.274	.538	0	1	0	4	0	0	0	44	0	0	1	
	<a href="#">Kinsler, Ian</a>	.319	45	191	41	61	10	1	10	24	103	12	0	30	6	2	.367	.539	.906	1	0	3	1	0	45	0	0	0	0	2	
	<a href="#">Martinez, J.D.</a>	.255	47	184	27	47	9	2	10	26	90	20	0	50	0	1	.332	.489	.821	2	0	2	8	0	0	0	0	47	0	4	
#	<a href="#">Martinez, Victor</a>	.341	47	167	20	57	11	0	7	29	89	12	2	17	0	0	.390	.533	.923	1	0	2	3	4	0	0	0	0	0	0	
	<a href="#">Maybin, Cameron</a>	.475	11	40	10	19	1	0	1	7	23	4	0	5	4	2	.523	.575	1.098	0	1	0	0	0	0	0	0	11	0	1	
	<a href="#">McCann, James</a>	.155	21	71	2	11	0	0	1	8	14	3	0	22	0	0	.200	.197	.397	0	0	1	3	0	0	0	0	0	20	0	
*	<a href="#">Moya, Steven</a>	.281	9	32	0	9	2	2	0	2	15	1	0	10	0	0	.303	.469	.772	0	0	0	0	0	0	0	0	8	0	1	
#	<a href="#">Romine, Andrew</a>	.095	29	21	0	2	0	1	0	2	4	4	0	8	1	0	.240	.190	.430	0	0	0	0	3	1	14	4	5	0	2	
#	<a href="#">Saltalamacchia, Jarrod</a>	.191	32	94	12	18	4	1	7	19	45	12	0	42	0	0	.283	.479	.762	0	0	0	0	1	0	0	0	0	27	3	
	<a href="#">Upton, Justin</a>	.224	45	174	20	39	11	0	2	10	56	11	1	68	1	0	.269	.322	.591	1	0	0	5	0	0	0	0	44	0	1	
1	<a href="#">Wilson, Bobby</a>	.154	5	13	0	2	0	0	0	2	2	1	0	3	0	0	.200	.154	.354	1	0	0	1	0	0	0	0	0	5	0	
	Team Total	.266	48	1651	218	439	78	11	62	210	725	132	7	410	16	8	.323	.439	.762	10	3	11	32							26	
PITCHERS		W	L	ERA	G	GS	CG	SHO	SV	SVO	IP	H	R	ER	HR	HB	BB	IBB	SO	BK	WP	GO/AO	DP	WHIP	AVG	AB	TBF	SF	GF	HLD	
*	<a href="#">Boyd, Matt</a>	0	0	2.79	2	1	0	0	0	0	9.2	8	3	3	2	0	3	0	9	0	0	1.00	1	1.14	.229	35	38	0	1	0	
	<a href="#">Farmer, Buck</a>	0	0	1.86	6	0	0	0	0	0	9.2	6	2	2	1	1	4	0	10	0	1	0.89	2	1.03	.182	33	38	0	3	0	
	<a href="#">Fulmer, Michael</a>	4	1	3.97	6	6	0	0	0	0	34.0	36	16	15	5	1	11	1	36	0	0	1.21	4	1.38	.269	134	146	0	0	0	
	<a href="#">Greene, Shane</a>	1	2	6.28	4	3	0	0	1	1	14.1	11	10	10	0	1	9	0	11	0	0	0.71	2	1.40	.216	51	61	0	1	0	
*	<a href="#">Hardy, Blaine</a>	0	0	2.45	6	0	0	0	0	0	7.1	6	3	2	1	0	2	0	5	0	0	0.70	0	1.09	.214	28	30	0	3	0	
	<a href="#">Kensing, Logan</a>	0	0	1.93	3	0	0	0	0	0	4.2	8	1	1	0	0	2	0	1	0	0	2.33	3	2.14	.421	19	21	0	0	0	
	<a href="#">Lowe, Mark</a>	1	2	6.61	19	0	0	0	0	1	16.1	16	12	12	4	1	7	1	16	0	1	1.58	0	1.41	.267	60	71	3	4	8	
*	<a href="#">Norris, Daniel</a>	0	0	0.00	1	0	0	0	0	0	1.0	0	0	0	0	0	1	0	0	0	0	0.50	0	1.00	.000	3	4	0	1	0	
	<a href="#">Pelfrey, Mike</a>	0	4	5.55	9	9	0	0	0	0	47.0	67	34	29	10	0	18	0	26	0	2	1.50	8	1.81	.347	193	216	4	0	0	
	<a href="#">Rodriguez, Francisco</a>	0	0	3.86	20	0	0	0	14	15	18.2	17	8	8	2	0	6	1	17	0	0	1.18	0	1.23	.246	69	77	2	19	0	
*	<a href="#">Ryan, Kyle</a>	1	1	3.20	20	0	0	0	0	1	19.2	22	7	7	1	1	3	0	9	0	0	1.63	6	1.27	.306	72	77	1	3	2	
	<a href="#">Sanchez, Anibal</a>	3	6	6.04	10	10	0	0	0	0	53.2	58	41	36	11	2	27	0	48	1	4	0.73	6	1.58	.275	211	242	0	0	0	
	<a href="#">Saupold, Warwick</a>	1	1	9.64	4	0	0	0	0	0	4.2	8	5	5	0	0	2	0	6	0	0	3.00	0	2.14	.381	21	24	1	2	0	
	<a href="#">VerHagen, Drew</a>	1	0	7.11	19	0	0	0	0	0	19.0	28	15	15	3	1	7	1	10	0	1	1.75	2	1.84	.346	81	90	1	4	2	
	<a href="#">Verlander, Justin</a>	4	4	4.02	10	10	1	0	0	0	65.0	53	29	29	8	2	22	0	70	0	4	0.60	4	1.15	.225	236	264	3	0	0	
	<a href="#">Wilson, Alex</a>	0	0	6.11	18	0	0	0	0	0	17.2	21	13	12	2	0	5	2	14	0	1	0.81	0	1.47	.296	71	78	2	3	4	
*	<a href="#">Wilson, Justin</a>	1	1	4.42	22	0	0	0	0	1	18.1	19	10	9	1	0	4	1	25	0	1	2.75	2	1.25	.260	73	78	0	3	11	
	<a href="#">Zimmermann, Jordan</a>	7	2	2.52	9	9	0	0	0	0	60.2	58	20	17	6	0	11	0	40	0	1	0.83	6	1.14	.247	235	246	0	0	0	
	Team Total	24	24	4.53	48	48	1	1	15	19	421.1	442	229	212	57	10	144	7	353	1	16	1.39	46	1.39	.272	1625	1801	17	47	27	

KEY: \* - lefthanded hitter/pitcher, # - switch hitter

Choose a highlighted category to sort. NOTE: Rate stats do not use qualifiers.

GI ---GAMES BY POSITION---

BATTERS	AVG	G	AB	R	H	2B	3B	HR	RBI	TB	BB	IBB	SO	SB	CS	OBP	SLG	OPS	SF	SAC	HBP	DP	1B	2B	3B	SS	OF	C	E	
<a href="#">Bernard, Wynton</a>	.245	42	143	16	35	5	1	1	10	45	9	0	30	10	3	.292	.315	.607	1	1	1	1	0	0	0	0	39	0	3	
<a href="#">Bortnick, Tyler</a>	1.000	1	1	0	1	0	0	0	0	1	1	0	0	0	2	1.000	1.000	2.000	0	0	0	0	0	0	0	0	0	0	0	
* <a href="#">Collins, Tyler</a>	.194	24	93	12	18	1	0	4	11	31	9	0	30	1	1	.269	.333	.603	1	0	1	3	0	0	0	0	24	0	0	
<a href="#">Diaz, Argenis</a>	.239	34	92	7	22	6	0	0	11	28	8	0	20	1	1	.297	.304	.601	1	3	0	3	0	29	1	4	0	0	1	
1 <a href="#">Field, Tommy</a>	.162	15	37	5	6	1	0	0	2	7	5	0	12	1	0	.295	.189	.485	0	0	2	0	0	11	0	0	0	0	4	
<a href="#">Gonzalez, Alberto</a>	.091	3	11	0	1	0	0	0	0	1	0	0	0	0	0	.091	.091	.182	0	0	0	0	0	3	0	0	0	0	0	
<a href="#">Gonzalez, Miguel</a>	.217	27	83	10	18	4	0	2	8	28	7	0	18	0	0	.283	.337	.620	1	3	1	2	0	0	0	0	0	25	1	
* <a href="#">Gose, Anthony</a>	.205	10	39	4	8	1	0	0	5	9	4	0	18	0	0	.267	.231	.497	2	0	0	1	0	0	0	0	0	10	0	
<a href="#">Hicks, John</a>	.217	6	23	5	5	0	0	2	3	11	2	0	3	1	0	.280	.478	.758	0	0	0	2	0	0	0	0	0	0	6	0
T <a href="#">Hicks, John</a>	.232	15	56	6	13	2	0	3	4	24	3	0	8	1	0	.271	.429	.700	0	0	0	4	0	0	0	0	0	15	1	
<a href="#">Huffman, Chad</a>	.322	40	143	24	46	10	4	6	30	82	19	0	21	5	2	.416	.573	.989	0	0	4	3	32	0	1	0	6	0	1	
* <a href="#">Jones, Corey</a>	.118	14	34	2	4	2	1	0	2	8	4	0	7	0	0	.211	.235	.446	0	0	0	1	0	7	0	0	1	0	1	
* <a href="#">Krizan, Jason</a>	.000	3	9	1	0	0	0	0	0	0	0	0	0	0	0	.000	.000	.000	0	0	0	0	0	0	0	0	0	0	0	0
<a href="#">Longley, Drew</a>	.000	2	4	0	0	0	0	0	0	0	0	0	3	0	0	.000	.000	.000	0	0	0	0	0	0	0	0	0	1	0	
<a href="#">Machado, Dixon</a>	.243	44	169	20	41	6	1	0	14	49	22	0	31	8	1	.340	.290	.630	0	2	3	6	0	0	0	44	0	0	7	
<a href="#">Maybin, Cameron</a>	.188	23	85	14	16	9	0	2	11	31	14	0	17	4	1	.310	.365	.675	0	0	1	2	0	0	0	0	9	0	0	
<a href="#">McCann, James</a>	.091	6	22	2	2	0	0	0	2	2	5	0	6	0	0	.259	.091	.350	0	0	0	1	0	0	0	0	0	4	0	
<a href="#">McGehee, Casey</a>	.294	46	177	20	52	8	0	2	14	66	15	2	25	2	2	.349	.373	.722	2	0	1	7	4	0	40	0	0	0	2	
* <a href="#">Moya, Steven</a>	.310	31	126	23	39	11	1	9	24	79	5	1	29	0	0	.341	.627	.968	0	0	1	3	0	0	0	0	31	0	1	
<a href="#">Quintero, Humberto</a>	.244	15	45	0	11	2	0	0	3	13	2	0	11	1	0	.277	.289	.565	0	1	0	2	0	0	0	0	0	14	0	
T <a href="#">Quintero, Humberto</a>	.250	20	60	3	15	5	0	0	3	20	3	0	15	1	0	.297	.333	.630	0	1	1	2	0	0	0	0	0	19	0	
* <a href="#">Schierholtz, Nate</a>	.246	31	118	9	29	4	0	3	13	42	6	0	28	0	0	.280	.356	.636	1	0	0	1	0	0	0	0	24	0	2	
* <a href="#">Valdespin, Jordany</a>	.209	35	115	12	24	6	0	1	9	33	9	0	27	5	2	.272	.287	.559	0	1	1	0	14	10	8	0	2	0	0	
<a href="#">Wilson, Bobby</a>	.333	1	3	1	1	1	0	0	2	2	1	0	1	0	0	.500	.667	1.167	0	0	0	0	0	0	0	0	0	1	0	
Team Total	.241	47	1572	187	379	77	8	32	174	568	147	3	337	39	15	.311	.361	.672	9	11	16	38							28	

PITCHERS	W	L	ERA	G	GS	CG	SHO	SV	SVO	IP	H	R	ER	HR	HB	BB	IBB	SO	BK	WP	GO/AO	DP	WHIP	AVG	AB	TBF	SF	GF	HLD
<a href="#">Alaniz, Ruben</a>	0	1	4.32	5	0	0	0	0	0	8.1	9	4	4	0	1	3	0	8	0	0	1.67	0	1.44	.281	32	37	0	1	0
* <a href="#">Bell, Chad</a>	2	0	3.29	4	2	0	0	0	0	13.2	16	5	5	0	0	10	1	8	0	0	0.81	4	1.90	.302	53	63	0	0	0
* <a href="#">Boyd, Matt</a>	1	3	2.06	8	8	0	0	0	0	48.0	42	14	11	3	2	13	0	41	0	0	0.75	1	1.15	.232	181	196	0	0	0
* <a href="#">Britton, Drake</a>	0	2	2.93	16	0	0	0	0	1	15.1	14	6	5	1	0	8	2	9	0	0	0.80	1	1.43	.241	58	67	0	1	4
<a href="#">Crotta, Michael</a>	0	1	7.36	7	0	0	0	0	0	7.1	7	6	6	1	0	5	0	7	0	1	2.75	1	1.64	.241	29	34	0	1	1
* <a href="#">Crouse, Matt</a>	0	0	4.50	1	1	0	0	0	0	4.0	6	2	2	0	0	1	1	4	0	1	0.60	0	1.75	.333	18	19	0	0	0
<a href="#">Farmer, Buck</a>	0	2	3.71	5	5	0	0	0	0	17.0	20	9	7	1	0	6	0	13	0	0	1.06	0	1.53	.299	67	76	2	0	0
<a href="#">Ferrell, Jeff</a>	2	1	7.36	6	0	0	0	0	0	7.1	16	6	6	1	0	2	0	13	0	1	0.60	0	2.45	.444	36	39	0	2	0
<a href="#">Fulmer, Michael</a>	1	1	4.11	3	3	0	0	0	0	15.1	16	8	7	3	1	5	0	20	0	0	1.25	1	1.37	.258	62	69	0	0	0
<a href="#">Gonzalez, Miguel</a>	0	1	27.00	1	0	0	0	0	0	0.1	1	1	1	0	0	2	1	0	0	0	1.00	0	9.00	1.000	1	4	0	1	0
<a href="#">Greene, Shane</a>	0	0	0.00	1	1	0	0	0	0	3.1	4	0	0	0	0	0	0	7	0	0	0.50	0	1.20	.286	14	14	0	0	0
<a href="#">Guilmet, Preston</a>	0	0	0.78	21	0	0	0	0	0	23.0	20	2	2	0	1	2	0	17	0	1	0.85	2	0.96	.235	85	88	0	7	3
* <a href="#">Hardy, Blaine</a>	0	0	1.23	8	0	0	0	0	0	7.1	3	1	1	0	1	1	0	6	0	0	2.50	1	0.55	.130	23	25	0	1	1
1 <a href="#">Harrell, Lucas</a>	1	0	3.60	1	1	0	0	0	0	5.0	5	2	2	0	0	2	0	4	0	1	0.50	0	1.40	.278	18	20	0	0	0
<a href="#">Kensing, Logan</a>	0	0	1.88	15	0	0	0	0	0	14.1	7	3	3	0	1	4	1	13	0	0	0.94	0	0.77	.140	50	56	1	6	4
<a href="#">Molleken, Dustin</a>	1	1	3.28	18	1	0	0	1	1	24.2	22	9	9	1	2	10	1	24	0	3	0.96	2	1.30	.244	90	105	2	3	1
<a href="#">Nesbitt, Angel</a>	1	1	4.50	7	0	0	0	0	1	10.0	14	5	5	1	1	0	6	0	0	1.75	1	1.50	.333	42	44	0	0	2	
* <a href="#">Norris, Daniel</a>	2	4	5.67	7	7	0	0	0	0	33.1	38	23	21	1	1	15	0	38	0	4	1.11	3	1.59	.281	135	151	0	0	0
<a href="#">Parnell, Bobby</a>	0	0	3.93	19	0	0	0	4	6	18.1	18	10	8	1	0	11	1	15	0	1	1.05	1	1.58	.257	70	83	1	6	5
<a href="#">Rondon, Bruce</a>	0	1	4.61	13	0	0	0	5	7	13.2	16	7	7	1	1	12	3	19	0	0	1.22	1	2.05	.308	52	68	0	10	0
<a href="#">Saupold, Warwick</a>	3	1	2.37	8	4	1	0	0	0	30.1	19	8	8	0	2	8	0	14	0	1	1.18	0	0.89	.181	105	115	0	1	1
* <a href="#">Turley, Josh</a>	2	3	4.68	6	6	0	0	0	0	32.2	42	20	17	3	0	12	1	24	0	0	1.18	1	1.65	.309	136	150	1	0	0
<a href="#">Valdez, Jose</a>	0	0	3.48	8	0	0	0	0	0	10.1	7	4	4	2	1	5	1	8	0	1	0.91	1	1.16	.200	35	42	0	5	0
<a href="#">VerHagen, Drew</a>	0	0	13.50	1	0	0	0	0	0	0.2	1	1	1	1	0	0	0	1	0	0	0.00	0	1.50	.333	3	3	0	0	0
<a href="#">Weber, Thad</a>	5	3	1.95	9	8	1	0	0	0	55.1	59	16	12	3	0	13	3	28	0	0	1.25	5	1.30	.277	213	228	0	0	0
<a href="#">Wilson, Alex</a>	0	0	5.40	2	0	0	0	0	0	1.2	2	1	1	0	0	1	0	3	0	1	1.00	0	1.80	.286	7	8	0	0	1
Team Total	21	26	3.32	47	47	2	5	10	16	420.2	424	173	155	24	15	152	16	350	0	16	1.35	26	1.37	.263	1615	1804	7	45	23

KEY: \* - lefthanded hitter/pitcher, # - switch hitter

Choose a highlighted category to sort. NOTE: Rate stats do not use qualifiers.

	GI																				---GAMES BY POSITION---										
BATTERS	AVG	G	AB	R	H	2B	3B	HR	RBI	TB	BB	IBB	SO	SB	CS	OBP	SLG	OPS	SF	SAC	HBP	DP	1B	2B	3B	SS	OF	C	E		
<a href="#">Bortnick, Tyler</a>	.284	18	67	9	19	3	0	4	17	34	6	0	15	3	0	.342	.507	.850	2	1	1	0	0	3	10	0	5	0	2		
* <a href="#">Castro, Harold</a>	.279	30	104	16	29	6	0	1	7	38	3	0	15	3	3	.299	.365	.664	0	2	0	4	0	17	8	4	0	0	1		
* <a href="#">Eaves, Kody</a>	.211	31	90	16	19	7	3	2	12	38	16	0	36	3	1	.336	.422	.759	0	2	1	0	0	21	5	0	0	0	6		
# <a href="#">Ficociello, Dominic</a>	.222	42	153	18	34	5	2	1	11	46	17	1	41	2	1	.308	.301	.609	0	0	2	2	30	0	3	0	10	0	3		
<a href="#">Frawley, Casey</a>	.250	2	8	1	2	1	0	0	0	3	0	0	0	0	0	.250	.375	.625	0	0	0	0	0	2	0	0	0	0	1		
<a href="#">Gonzalez, Alberto</a>	.258	24	97	10	25	4	0	1	6	32	2	0	5	1	0	.287	.330	.617	0	1	2	6	0	5	15	1	0	0	2		
<a href="#">Green, Austin</a>	.236	30	110	9	26	5	0	3	16	40	5	0	15	0	0	.280	.364	.643	1	0	2	3	0	0	0	0	0	29	7		
* <a href="#">Green, Dean</a>	.269	48	186	24	50	8	0	10	47	88	16	0	33	2	0	.329	.473	.802	5	0	3	7	13	0	0	0	0	0	1		
<a href="#">Harrell, Connor</a>	.268	32	112	17	30	5	0	4	14	47	7	0	36	1	2	.333	.420	.753	0	0	4	2	0	0	0	0	32	0	2		
<a href="#">Hicks, John</a>	.388	14	49	7	19	1	1	1	4	25	4	0	9	1	0	.426	.510	.936	1	0	0	2	2	0	0	0	0	11	1		
* <a href="#">Jones, Corey</a>	.297	19	74	10	22	8	0	2	13	36	6	1	10	1	0	.361	.486	.848	1	0	2	1	4	3	3	0	8	0	1		
<a href="#">Jones, JaCoby</a>	.348	11	46	5	16	3	2	3	14	32	4	0	13	2	1	.404	.696	1.099	1	0	1	0	0	0	5	0	6	0	0		
* <a href="#">Krizan, Jason</a>	.273	42	165	25	45	12	2	6	27	79	18	1	15	1	0	.339	.479	.817	3	0	0	1	0	0	0	0	39	0	1		
<a href="#">Longley, Drew</a>	.160	8	25	3	4	1	0	0	0	5	2	0	9	0	0	.222	.200	.422	0	0	0	0	0	0	0	0	0	7	1		
<a href="#">McVanev, Jeff</a>	.302	47	172	35	52	12	4	5	19	87	29	0	17	6	5	.421	.506	.927	1	0	7	4	0	0	0	0	47	0	4		
# <a href="#">Nunez, Gustavo</a>	.272	44	180	28	49	6	0	0	13	55	19	0	35	5	5	.343	.306	.649	1	1	1	2	0	0	0	44	0	0	8		
<a href="#">Remes, Tim</a>	.250	2	8	2	2	1	0	1	3	6	0	0	2	0	0	.250	.750	1.000	0	0	0	1	0	0	0	0	0	2	1		
Team Total	.269	48	1646	235	443	88	14	44	223	691	154	3	306	31	18	.338	.420	.758	16	7	26	35							45		
PITCHERS	W	L	ERA	G	GS	CG	SHO	SV	SVO	IP	H	R	ER	HR	HB	BB	IBB	SO	BK	WP	GO/AO	DP	WHIP	AVG	AB	TBF	SF	GF	HLD		
<a href="#">Alaniz, Ruben</a>	0	3	5.50	14	0	0	0	2	6	18.0	16	11	11	0	2	9	2	24	0	3	1.73	1	1.39	.229	70	81	0	5	2		
<a href="#">Castillo, Lendy</a>	1	1	3.00	19	0	0	0	0	0	21.0	17	9	7	1	1	9	0	20	3	4	0.86	3	1.24	.221	77	88	1	7	4		
<a href="#">Collier, Tommy</a>	3	3	3.91	9	9	0	0	0	0	46.0	48	23	20	5	0	16	0	27	0	1	0.76	5	1.39	.271	177	195	1	0	0		
<a href="#">Crotta, Michael</a>	0	0	4.50	2	0	0	0	0	0	2.0	4	2	1	0	0	0	0	2	0	0	1.00	0	2.00	.400	10	10	0	0	0		
* <a href="#">Crouse, Matt</a>	0	2	3.86	11	3	0	0	0	0	32.2	29	15	14	1	1	12	0	20	0	3	0.51	1	1.26	.238	122	139	2	2	0		
* <a href="#">Fernandez, Anthony</a>	0	0	3.60	2	2	0	0	0	0	10.0	9	4	4	1	0	2	0	5	1	0	0.50	0	1.10	.237	38	40	0	0	0		
<a href="#">Garrido, Santiago</a>	0	1	6.75	9	0	0	0	0	0	17.1	22	14	13	3	1	9	1	23	0	5	0.93	2	1.79	.310	71	82	0	3	0		
<a href="#">Harrell, Lucas</a>	2	1	3.28	5	5	0	0	0	0	24.2	24	11	9	1	1	14	0	16	0	2	2.06	3	1.54	.253	95	110	0	0	0		
<a href="#">Hemmer, Gabe</a>	1	0	5.21	13	0	0	0	0	0	19.0	17	14	11	0	0	13	0	18	0	1	2.36	4	1.58	.236	72	85	0	3	1		
<a href="#">Jaye, Myles</a>	2	4	4.04	10	10	1	0	0	0	55.2	58	29	25	5	0	17	1	44	0	5	1.35	5	1.35	.262	221	239	0	0	0		
<a href="#">Kubitza, Austin</a>	1	1	4.66	2	2	0	0	0	0	9.2	10	5	5	0	0	5	0	5	0	1	1.88	1	1.55	.263	38	43	0	0	0		
<a href="#">Lara, Confesor</a>	1	2	9.22	9	1	0	0	0	1	13.2	19	14	14	2	0	4	0	12	0	1	1.08	0	1.68	.345	55	62	3	0	1		
* <a href="#">Mantiply, Joe</a>	1	1	3.15	20	0	0	0	0	1	20.0	18	10	7	0	0	7	0	20	0	2	1.29	2	1.25	.243	74	84	3	6	5		
<a href="#">Riordan, Cory</a>	3	3	4.70	10	10	0	0	0	0	59.1	67	33	31	6	1	11	0	42	0	1	0.94	6	1.31	.291	230	245	3	0	0		
<a href="#">Smith, Brennan</a>	0	1	14.79	4	4	0	0	0	0	14.0	24	23	23	8	3	9	0	6	0	2	0.79	2	2.36	.375	64	76	0	0	0		
<a href="#">Spomer, Kurt</a>	1	1	2.13	19	0	0	0	0	3	25.1	22	7	6	1	0	5	0	25	0	1	1.81	5	1.07	.244	90	97	0	2	1		
* <a href="#">Turley, Josh</a>	0	2	9.00	2	2	0	0	0	0	9.0	16	9	9	4	0	2	0	4	0	0	0.44	0	2.00	.381	42	45	1	0	0		
<a href="#">Valdez, Jose</a>	2	1	7.04	7	0	0	0	0	0	7.2	11	7	6	1	0	7	0	8	0	2	0.75	1	2.35	.344	32	40	1	5	0		
<a href="#">Voelker, Paul</a>	1	2	6.43	16	0	0	0	4	5	14.0	17	10	10	2	0	9	0	21	0	1	1.00	1	1.86	.333	51	63	1	14	0		
Team Total	19	29	4.85	48	48	1	3	6	16	419.0	448	250	226	41	10	160	4	342	4	35	1.29	42	1.45	.275	1629	1824	16	47	14		

KEY: \* - lefthanded hitter/pitcher, # - switch hitter

Choose a highlighted category to sort. NOTE: Rate stats do not use qualifiers.

BATTERS	GI ---GAMES BY POSITION---																												
	AVG	G	AB	R	H	2B	3B	HR	RBI	TB	BB	IBB	SO	SB	CS	OBP	SLG	OPS	SF	SAC	HBP	DP	1B	2B	3B	SS	OF	C	E
<a href="#">Frawley, Casey</a>	.311	19	74	9	23	6	0	4	13	41	3	0	16	0	0	.338	.554	.892	0	0	0	1	0	7	5	2	0	0	0
* <a href="#">Gerber, Mike</a>	.219	48	192	21	42	11	1	5	24	70	13	0	65	0	1	.275	.365	.640	0	0	2	2	0	0	0	0	41	0	0
<a href="#">Greiner, Grayson</a>	.296	28	98	13	29	6	0	0	10	35	11	0	25	0	0	.373	.357	.730	0	1	1	0	0	0	0	0	0	25	2
* <a href="#">Hinkle, Wade</a>	.252	43	155	21	39	10	0	5	19	64	9	0	35	0	0	.301	.413	.714	0	0	2	7	43	0	0	0	0	0	4
<a href="#">Kivett, Ross</a>	.228	46	171	18	39	7	2	4	16	62	26	0	38	7	3	.335	.363	.698	1	1	2	1	0	0	0	0	46	0	1
<a href="#">Maybin, Cameron</a>	.231	4	13	3	3	2	0	0	0	5	2	0	2	1	0	.333	.385	.718	0	0	0	0	0	0	0	0	2	0	0
<a href="#">Pankake, Joey</a>	.219	43	160	24	35	6	0	7	19	62	16	0	47	0	0	.289	.388	.676	3	0	1	1	0	37	0	0	0	0	1
# <a href="#">Pirtle, Brett</a>	.222	3	9	1	2	0	0	0	2	1	0	2	0	0	.300	.222	.522	0	0	0	2	0	3	0	0	0	0	0	0
<a href="#">Powell, Curt</a>	.182	6	22	0	4	1	0	0	2	5	1	0	7	0	0	.250	.227	.477	0	0	1	1	4	0	2	0	0	0	1
<a href="#">Reaves, Jared</a>	.320	8	25	4	8	1	0	1	5	12	3	0	4	0	0	.414	.480	.894	0	0	1	0	1	2	0	5	0	0	3
<a href="#">Scivicque, Kade</a>	.263	40	156	15	41	9	1	1	19	55	9	0	44	0	0	.305	.353	.658	1	0	1	3	0	0	0	0	0	24	4
<a href="#">Shepherd, Zach</a>	.190	44	153	21	29	6	0	4	12	47	20	0	58	0	0	.283	.307	.590	0	0	0	5	0	0	42	0	0	0	11
<a href="#">Simcox, A.J.</a>	.265	45	185	22	49	5	3	0	11	60	9	0	40	6	3	.296	.324	.620	2	2	0	2	0	0	0	42	0	0	10
* <a href="#">Stewart, Christin</a>	.229	49	175	27	40	9	0	14	32	91	29	0	52	2	1	.352	.520	.872	1	0	5	1	0	0	0	0	43	0	1
<a href="#">Verlander, Ben</a>	.206	20	63	8	13	4	0	0	5	17	3	0	20	1	0	.242	.270	.512	0	0	0	1	2	0	0	0	17	0	0
Team Total	.240	49	1651	207	396	83	7	45	187	628	155	0	455	17	8	.310	.380	.690	8	4	16	27						43	

PITCHERS	W	L	ERA	G	GS	CG	SHO	SV	SVO	IP	H	R	ER	HR	HB	BB	IBB	SO	BK	WP	GO/AO	DP	WHIP	AVG	AB	TBF	SF	GF	HLD
	* <a href="#">Alexander, Tyler</a>	4	3	1.66	10	9	0	0	0	0	54.1	44	15	10	3	2	10	0	49	0	0	2.00	6	0.99	.218	202	216	2	0
<a href="#">Belisario, Johan</a>	0	2	5.82	10	0	0	0	1	1	17.0	17	11	11	1	2	10	0	14	0	1	0.35	0	1.59	.258	66	78	0	3	3
<a href="#">Briceno, Endrys</a>	1	3	7.23	10	9	1	0	0	0	42.1	53	36	34	5	5	24	0	33	0	6	1.21	4	1.82	.319	166	199	3	0	0
<a href="#">De La Rosa, Edgar</a>	0	1	5.09	12	0	0	0	1	3	17.2	17	12	10	4	0	7	0	18	1	1	1.00	0	1.36	.246	69	76	0	9	1
<a href="#">Drummond, Calvin</a>	0	1	2.25	5	1	0	0	0	0	12.0	13	3	3	0	0	2	0	12	0	0	0.92	0	1.25	.271	48	50	0	1	0
<a href="#">Ferrell, Jeff</a>	0	0	0.00	3	3	0	0	0	0	4.0	2	0	0	0	0	1	0	7	0	0	1.50	0	0.75	.143	14	15	0	0	0
* <a href="#">Ford, Tyler</a>	0	0	0.00	1	0	0	0	0	0	1.0	1	0	0	0	0	1	0	0	0	0	1.00	1	2.00	.333	3	4	0	0	0
* <a href="#">Hardy, Blaine</a>	0	0	6.00	2	2	0	0	0	0	3.0	2	2	2	0	1	1	0	6	0	1	0.33	0	1.00	.167	12	14	0	0	0
<a href="#">Hemmer, Gabe</a>	0	0	0.00	2	0	0	0	1	1	5.0	5	0	0	0	0	1	0	3	0	0	1.00	0	1.20	.250	20	21	0	1	0
<a href="#">Jimenez, Joe</a>	0	0	0.00	17	0	0	0	10	10	17.1	5	0	0	2	5	0	28	0	0	0.53	1	0.58	.089	56	63	0	17	0	
<a href="#">Kubitza, Austin</a>	1	0	1.26	8	0	0	0	0	0	14.1	13	5	2	0	0	10	0	11	0	1	1.91	1	1.60	.232	56	66	0	2	1
* <a href="#">Labourt, Jairo</a>	4	3	3.19	10	7	0	0	0	0	42.1	22	16	15	1	2	35	0	47	1	7	1.13	3	1.35	.148	149	187	0	0	0
<a href="#">Ladwig, A.J.</a>	6	3	2.50	9	6	0	0	0	0	54.0	48	18	15	3	1	4	0	42	0	0	1.59	7	0.96	.238	202	209	1	1	0
<a href="#">Lara, Confesor</a>	0	0	8.10	6	0	0	0	1	1	6.2	7	6	6	1	0	3	0	7	0	1	1.40	1	1.50	.269	26	29	0	5	0
<a href="#">Lewicki, Artie</a>	2	1	3.29	3	1	0	0	0	0	13.2	12	7	5	0	1	4	0	10	0	0	1.73	1	1.17	.235	51	57	1	0	0
<a href="#">Nesbitt, Angel</a>	0	0	2.45	3	3	0	0	0	0	3.2	2	1	1	0	0	3	0	5	0	0	4.00	1	1.36	.182	11	14	0	0	0
* <a href="#">Norris, Daniel</a>	0	0	4.50	2	2	0	0	0	0	6.0	9	3	3	0	1	1	0	7	0	0	1.00	0	1.67	.346	26	28	0	0	0
<a href="#">Paredes, Willy</a>	0	2	9.00	7	0	0	0	0	0	11.0	15	13	11	0	1	3	0	11	1	1	3.00	2	1.64	.349	43	50	2	0	0
<a href="#">Ravenelle, Adam</a>	2	1	3.60	16	0	0	0	0	2	20.0	13	9	8	2	1	11	0	24	1	1	2.50	1	1.20	.181	72	84	0	5	5
* <a href="#">Rogers, Joe</a>	0	0	0.00	2	0	0	0	0	0	3.0	2	0	0	0	0	1	0	3	0	1	1.50	0	1.00	.200	10	11	0	0	0
1 <a href="#">Smith, Gage</a>	1	0	3.32	9	0	0	0	0	1	19.0	18	7	7	1	1	4	0	16	0	1	1.16	1	1.16	.240	75	80	0	2	3
<a href="#">Smith, Slade</a>	1	0	5.40	4	0	0	0	0	0	6.2	6	4	4	0	2	2	0	3	0	3	0.89	0	1.20	.250	24	30	2	1	0
<a href="#">Thompson, Jeff</a>	3	0	1.95	10	4	0	0	0	0	37.0	24	13	8	0	1	20	0	33	0	2	1.06	2	1.19	.186	129	152	0	1	1
<a href="#">Verastegui, Adenson</a>	1	1	3.38	7	0	0	0	0	0	8.0	6	3	3	0	0	9	0	11	1	3	3.33	0	1.88	.200	30	39	0	0	2
<a href="#">Wilson, Alex</a>	0	1	8.10	2	1	0	0	0	0	3.1	7	3	3	2	0	0	0	4	0	0	1.00	1	2.10	.412	17	17	0	0	0
* <a href="#">Ziomek, Kevin</a>	0	1	10.38	1	1	0	0	0	0	4.1	9	5	5	1	0	1	0	1	0	0	1.00	1	2.31	.450	20	21	0	0	0
Team Total	26	23	3.50	49	49	1	3	14	19	426.2	372	192	166	24	23	173	0	405	5	30	1.71	34	1.28	.233	1597	1810	11	48	16

KEY: \* - lefthanded hitter/pitcher, # - switch hitter

Choose a highlighted category to sort. NOTE: Rate stats do not use qualifiers.

	GI ---GAMES BY POSITION---																													
	BATTERS	AVG	G	AB	R	H	2B	3B	HR	RBI	TB	BB	IBB	SO	SB	CS	OBP	SLG	OPS	SF	SAC	HBP	DP	1B	2B	3B	SS	OF	C	E
<a href="#">Allen, Will</a>	.256	44	156	15	40	14	0	1	28	57	16	1	26	0	0	.322	.365	.688	6	0	2	4	40	0	0	0	0	0	0	2
<a href="#">Azocar, Jose</a>	.306	43	160	19	49	3	4	0	16	60	7	0	42	6	4	.333	.375	.708	1	1	0	3	0	0	0	0	43	0	2	
* <a href="#">Brown, Rashad</a>	.277	26	94	9	26	4	0	0	11	30	6	0	17	6	1	.324	.319	.643	1	1	1	3	0	0	0	0	25	0	2	
# <a href="#">Fuentes, Steven</a>	.174	28	92	12	16	1	3	0	12	23	11	0	33	1	0	.252	.250	.502	4	1	0	2	0	0	28	0	0	0	4	
* <a href="#">Gibson, Cam</a>	.220	37	123	15	27	3	3	0	6	36	10	0	32	6	3	.284	.293	.576	0	3	1	2	0	0	0	0	33	0	3	
# <a href="#">Gonzalez, David</a>	.273	42	143	18	39	8	1	1	8	52	13	0	18	4	3	.338	.364	.701	0	3	1	6	0	11	0	31	0	0	4	
<a href="#">Hill, Derek</a>	.238	32	126	26	30	4	2	0	9	38	9	0	34	13	1	.294	.302	.596	0	1	1	1	0	0	0	0	32	0	3	
<a href="#">Laffita, Leonardo</a>	.286	12	42	5	12	4	0	1	5	19	2	0	8	0	2	.311	.452	.763	1	0	0	0	0	0	0	12	0	0	5	
* <a href="#">Lester, Josh</a>	.162	19	68	7	11	0	0	0	2	11	3	0	21	1	0	.197	.162	.359	0	0	0	0	3	0	13	0	0	1		
* <a href="#">Maddox, Will</a>	.321	39	156	14	50	9	2	0	15	63	4	0	28	7	1	.335	.404	.739	1	2	0	1	3	9	0	0	0	0	4	
<a href="#">Perez, Arvicent</a>	.238	18	63	5	15	3	1	0	6	20	2	0	7	0	0	.273	.317	.590	0	3	1	1	0	0	0	0	0	18	2	
# <a href="#">Pirtle, Brett</a>	.277	28	101	18	28	6	0	0	14	34	15	0	13	3	1	.378	.337	.715	1	3	2	2	0	25	0	3	0	0	2	
<a href="#">Salgado, Ismael</a>	.375	4	16	2	6	1	0	0	0	7	1	0	3	0	0	.412	.438	.849	0	0	0	0	0	0	0	0	4	0	0	
# <a href="#">Zambrano, Jose</a>	.167	5	18	0	3	0	0	0	0	3	0	0	2	0	1	.167	.167	.333	0	0	0	0	0	1	4	0	0	0	1	
<a href="#">Zeile, Shane</a>	.233	33	116	16	27	7	5	3	22	53	8	0	22	1	0	.281	.457	.738	3	0	1	3	0	0	0	0	0	28	2	
Team Total	.257	45	1474	181	379	67	21	6	154	506	107	1	306	48	17	.308	.343	.652	18	18	10	28								43
PITCHERS		W	L	ERA	G	GS	CG	SHO	SV	SVO	IP	H	R	ER	HR	HB	BB	IBB	SO	BK	WP	GO/AO	DP	WHIP	AVG	AB	TBF	SF	GF	HLD
<a href="#">Baez, Sandy</a>	1	5	3.28	7	7	0	0	0	0	0	35.2	39	18	13	1	7	0	27	0	1	0.57	3	1.29	.279	140	148	0	0	0	
* <a href="#">Boardman, Toller</a>	3	3	1.53	11	0	0	0	1	1	29.1	24	7	5	1	1	4	0	24	0	0	0.97	1	0.95	.224	107	114	1	3	1	
<a href="#">Burrows, Beau</a>	3	3	2.33	8	7	0	0	0	0	38.2	33	10	10	0	2	8	0	29	0	5	0.82	2	1.06	.234	141	154	2	0	0	
<a href="#">Dowdy, Kyle</a>	1	0	1.01	9	2	0	0	0	0	26.2	18	4	3	0	3	5	0	26	0	2	2.40	1	0.86	.194	93	103	1	2	0	
<a href="#">Greene, Shane</a>	0	0	0.00	1	1	0	0	0	0	3.0	2	0	0	0	0	1	0	5	0	0	3.00	0	1.00	.182	11	12	0	0	0	
* <a href="#">Hall, Matt</a>	5	0	0.81	8	8	0	0	0	0	44.1	31	5	4	0	1	13	0	50	0	1	0.70	4	0.99	.197	157	173	2	0	0	
* <a href="#">Idrogo, Eudis</a>	1	2	5.49	4	4	0	0	0	0	19.2	24	15	12	1	1	3	0	10	0	2	0.69	0	1.37	.308	78	87	3	0	0	
<a href="#">Laxer, Josh</a>	0	1	4.15	14	0	0	0	1	1	21.2	22	11	10	2	2	6	0	18	0	1	0.95	4	1.29	.289	76	89	2	8	3	
<a href="#">Maciel, Jonathan</a>	3	2	6.57	12	0	0	0	0	0	24.2	38	20	18	2	0	6	0	22	0	4	1.72	1	1.78	.362	105	115	3	3	1	
<a href="#">Moreno, Gerson</a>	1	1	1.62	16	0	0	0	7	9	16.2	16	5	3	0	0	5	0	15	0	2	1.21	4	1.26	.258	62	67	0	14	1	
<a href="#">Perez, Fernando</a>	1	0	6.43	4	4	0	0	0	0	14.0	13	12	10	0	3	11	0	20	1	3	0.91	1	1.71	.241	54	68	0	0	0	
<a href="#">Shull, Jake</a>	1	0	1.31	15	0	0	0	6	6	20.2	18	5	3	0	2	5	0	16	0	2	1.87	2	1.11	.234	77	84	0	11	2	
<a href="#">Smith, Drew</a>	0	0	7.36	4	0	0	0	0	0	3.2	2	3	3	0	0	5	0	5	0	0	0.33	1	1.91	.182	11	16	0	0	1	
<a href="#">Smith, Jordan</a>	4	2	5.09	9	6	0	0	0	0	35.1	38	20	20	3	1	15	0	14	0	3	1.23	4	1.50	.279	136	155	3	1	1	
* <a href="#">Szkutnik, Trent</a>	1	0	1.66	11	4	0	0	1	1	38.0	32	10	7	0	1	12	0	26	0	2	1.02	1	1.16	.229	140	158	1	1	2	
<a href="#">Verastegui, Adenson</a>	0	0	4.15	4	0	0	0	0	0	8.2	8	5	4	0	1	3	0	7	0	1	2.17	2	1.27	.250	32	38	0	2	0	
<a href="#">Watkins, Spenser</a>	1	0	1.69	2	2	0	0	0	0	10.2	5	2	2	0	0	3	0	12	0	0	1.00	0	0.75	.135	37	40	0	0	0	
Team Total	26	19	2.92	45	45	0	2	16	18	391.1	363	152	127	10	19	112	0	326	1	29	1.33	31	1.21	.249	1457	1621	18	45	12	

KEY: \* - lefthanded hitter/pitcher, # - switch hitter