

# MINNESOTA TWINS 2016 GAME NOTES

TARGET FIELD  1 TWINS WAY MINNEAPOLIS, MN  612-659-3400

WESTERN DIVISION CHAMPIONS '69 '70 '87 '91    CENTRAL DIVISION CHAMPIONS '02 '03 '04 '06 '09 '10    AMERICAN LEAGUE CHAMPIONS '65 '87 '91    WORLD CHAMPIONS '87 '91

## MINNESOTA TWINS (15-34) AT OAKLAND ATHLETICS (22-29)

MONDAY, MAY 30, 2016 - 1:10 PM PT - ESPN / TREASURE ISLAND BASEBALL NETWORK

Ervin Santana (R, 1-3, 4.17) vs. Kendall Graveman (R, 1-6, 5.36)

GAME 50

ROAD GAME 27

### UPCOMING PROBABLE PITCHERS & BROADCAST SCHEDULE

| Date | Opponent   | Probable Pitchers   | Time    | Television       | Radio / Spanish Radio  |
|------|------------|---|---------|------------------|------------------------|
| 5/31 | at Oakland | Tyler Duffey (R, 2-3, 3.93) vs. Eric Surkamp (L, 0-3, 6.55) | 9:05 pm | Fox Sports North | TIBN-GO 96.3 / La Raza |
| 6/1  | at Oakland | Pat Dean (L, 1-1, 3.24) vs. Sean Manaea (L, 1-3, 7.03)      | 2:35 pm | Fox Sports North | TIBN-GO 96.3           |

Games can be heard via the Twins website at [twinsbaseball.com](http://twinsbaseball.com). All game times are listed as Central.


### TWINS AT A GLANCE


|                                       |                           |
|---------------------------------------|---------------------------|
| Record:                               | 15-34                     |
| Home Record:                          | 8-15                      |
| Road Record:                          | 7-19                      |
| Record in series:                     | 4-11-2                    |
| Series Openers:                       | 5-12                      |
| Series Finales:                       | 5-12                      |
| Rubber Games:                         | 1-1                       |
| Sweeps/Swept:                         | 2/8                       |
| April:                                | 7-17                      |
| May:                                  | 8-17                      |
| June:                                 |                           |
| July:                                 |                           |
| August:                               |                           |
| September/October:                    |                           |
| vs. American League East:             | 1-8                       |
| vs. American League Central:          | 4-19                      |
| vs. American League West:             | 8-2                       |
| vs. National League:                  | 2-5                       |
| Games vs. LH Starter:                 | 2-5                       |
| Games vs. RH Starter:                 | 13-29                     |
| Twins score first:                    | 5-14                      |
| Opponent scores first:                | 11-20                     |
| Come-from-behind wins:                | 13                        |
| Leading after 7/8 inn.:               | 11-2/11-1                 |
| Trailing after 7/8 inn.:              | 2-26/1-27                 |
| Tied after 7/8 inn.:                  | 1-6/2-6                   |
| Extra-innings:                        | 1-3                       |
| 1-run games:                          | 6-9                       |
| Twins out-hit opp.:                   | 9-5                       |
| Opp. out-hit Twins:                   | 5-28                      |
| Twins/Opp. have = hits:               | 1-1                       |
| Twins get Quality Start:              | 8-11                      |
| Twins starter goes 6+ IP:             | 12-11                     |
| Most games over .500:                 |                           |
| Most games under .500:                | 23, 5/25                  |
| Longest winning-streak:               | 4, 2x, last 5/25-29       |
| Longest losing-streak:                | 9, 4/4-14                 |
| When Twins score 4+:                  | 14-13                     |
| When Twins score 3-:                  | 1-21                      |
| Team-high hits:                       | 14, 2x, last 4/26 vs. CLE |
| Team-high runs:                       | 8, 2x, last 5/16 at DET   |
| Opp.-high hits:                       | 18, 4/29 vs. DET          |
| Opp.-high runs:                       | 16, 5/4 at HOU            |
| Twins get 10+ hits:                   | 10-7                      |
| Walk-Off W/L:                         | 3/3                       |
| Shutouts W/L:                         | 0/3                       |
| Complete Games:                       | 1, Hughes 4/18 vs. MIL    |
| Target Field Sellouts (*16/All-Time): | 1/159                     |

**THE TWINS:** After recently completing their seven-game homestand, the Twins began their six-game west-coast roadtrip with a three-game sweep in Seattle...today, the Twins will begin a three-game series with Oakland, through Wednesday...the Twins have gone 7-19 on the road this season, compared to 8-15 at home.

**SWEEPING IN SEATTLE:** The Twins beat the Mariners yesterday afternoon by a score of 5-4, sweeping an opponent for the second time this season (the other being Los Angeles-AL April 15-17)...Ricky Nolasco (2-3) was the starter and winner, allowing two runs on three hits in 6.0 innings pitched with one walk and seven strikeouts...Trevor May and Fernando Abad each earned a hold as Kevin Jepsen earned his sixth save...the offense scattered seven hits, two from Eduardo Nunez - his fourth straight multi-hit game...Joe Mauer and Miguel Sano each homered for the third consecutive game, becoming the second pair of Twins in club history (since 1961) to homer in three straight, as Harmon Killebrew and Bob Allison accomplished the feat June 26-28, 1964 against the White Sox.

**TWINS AND A'S:** The Twins went 4-3 against Oakland last season, out-scoring the A's 36-31...they went 3-1 at Target Field May 4-7 and 1-2 in Oakland July 17-19...the Twins haven't won a series at Oakland since recording a two-game sweep May 18-19, 2011...they are just 2-11 in this ballpark, dating back to August 21, 2012.

 Kurt Suzuki was drafted by Oakland in the second round of the 2004 First-Year Player Draft...he played for A's from 2007-13, hitting .255 (653-for-2563) with 136 doubles, 59 home runs and 309 RBI in 718 games...he has hit just .128 (5-for-39) in 10 career games against his former team...he ranks fifth on the A's franchise list in games caught (684).

 Fernando Abad pitched two seasons for the A's from 2014-15, going 4-6, 2.74 ERA (105.0 IP, 32 ER) with 34 walks and 96 strikeouts in 131 games...he ranked second in appearances for the A's in that span, trailing Fernando Rodriguez...Abad has never faced the A's.

**MAUER DOES WORK AT THE COLISEUM:** In 34 career games at the Oakland Coliseum, Joe Mauer owns a .326 batting average (44-for-135) with eight doubles and a .364 on-base percentage...in fact, Mauer has the fifth highest average among active players at the Coliseum (Ichiro leads with a .358 career average)...Mauer has hit safely in each of his last five games vs. Oakland overall.


**MINNESOTA'S GREATEST HITS:** Joe Mauer recorded one hit yesterday, giving him 1,747 for his career, moving him within two of tying Kent Hrbek for fourth on the Twins all-time list (since 1961):

| PLAYER        | YEARS             | GAMES | HITS  |
|---------------|-------------------|-------|-------|
| Kirby Puckett | 1984-95 (12)      | 1,783 | 2,304 |
| Rod Carew     | 1967-78 (12)      | 1,635 | 2,085 |
| Tony Oliva    | 1962-76 (15)      | 1,676 | 1,917 |
| Kent Hrbek    | 1981-94 (14)      | 1,747 | 1,749 |
| Joe Mauer     | 2004-present (13) | 1,504 | 1,747 |

**GIMME FIVE:** A win today would give the Twins their fifth straight victory and would set a season-high...their other four-game win-streak this season came April 15-18, sweeping the Angels in three then beating the Brewers...their last five-game win-streak came August 20-26, 2015, winning six straight, a four-game sweep of Baltimore followed by two wins against Tampa Bay.

**SANO HOMER STREAK:** Miguel Sano has hit a home run in each of the last four games...he is the first Twins player to accomplish the feat since Trevor Plouffe homered in four straight from June 12-15, 2012...the Twins record is five straight games, done four times including three times by Harmon Killebrew...the last Twins player to homer in five straight games was Marty Cordova May 16-20, 1995.

**NUNEZ BUSINESS:** Eduardo Nunez is hitting .338 (51-for-151) with nine doubles and 20 RBI in 40 games this season, hitting safely in 28 of those games...he ranks fourth in the AL in batting average, trailing Xander Bogaerts (.351), Victor Martinez (.351) and David Ortiz (.339)...additionally, he leads the club in multi-hit games (15).

 He is hitting .403 (31-for-77) in 21 road games this season, the third highest in baseball, trailing Victor Martinez (.438) and Adrian Gonzalez (.406).

**OFFENSIVE STRIKE:** The Twins have recorded double digit hit totals in four of their last six games...they are hitting .284 (59-for-208) with eight doubles, 12 home runs, 33 runs scored and 20 walks in the six-game stretch...over that same period, they are slugging .495 with a .361 on-base percentage...Mauer has gone 11-for-25 in those same six games with a .500 on-base percentage.

**BUXTON IL BOW:** Triple-A Rochester outfielder Byron Buxton has been named International League Batter of the Week...Buxton led the league with eight runs scored, seven extra-base hits, 23 total bases, a 1.045 slugging percentage and a 1.564 OPS in six games during the period...the Baxley, GA native also tied for the IL lead with three home runs and finished tied for third with six RBI...in 22 games this month, Buxton is batting .372 (32-for-86) with seven doubles, a triple, six home runs, 23 runs scored, 14 RBI with a .443 on-base percentage...Buxton reached base safely leading off the first inning in all six games during the week and also scored in the opening inning of each game.

### UPCOMING MILESTONES

| PLAYER         | CURRENT NO.  | MILESTONE WITHIN REACH   |
|----------------|--------------|--|
| Joe Mauer      | 773 RBI      | Needs 19 to tie Torii Hunter (792) for 6th on Twins all-time list  |
|                | 1747 hits    | Needs 2 to tie Kent Hrbek (1749) for 4th on Twins all-time list    |
|                | 349 doubles  | Needs 1 to reach 350 for career                                    |
| Paul Molitor   | 98 wins      | Needs 2 to reach 100 career managerial wins                        |
| Glen Perkins   | 401 games    | Needs 19 to tie Matt Guerrier (420) for 5th on Twins all-time list |
| Trevor Plouffe | 87 home runs | Needs 13 to reach 100 career home runs                             |

### STREAKS

|                 |        |
|-----------------|--------|
| Current Streak: | 4 wins |
| Last 5 games:   | 4-1    |
| Last 10 games:  | 5-5    |
| Last 15 games:  | 7-8    |
| Last 20 games:  | 7-13   |

### TWINS VS. OAKLAND

|                      |          |
|----------------------|----------|
| 2015 Record:         | 4-3      |
| Current Streak:      | 2 losses |
| 2015 at Home:        | 3-1      |
| 2015 at Oakland:     | 1-2      |
| All-Time Record:     | 364-350  |
| All-Time at Home:    | 202-158  |
| All-Time at Oakland: | 162-192  |

### 2015 Game Logs:

| Date | Site | Score | Winner/Loser/Save        |
|------|------|-------|--------------------------|
| 5/4  | MIN  | 8-7   | Hughes/Hahn/Perkins      |
| 5/5  | MIN  | 1-2   | Chavez/May/Clippard      |
| 5/6  | MIN  | 13-0  | Gibson/Kazmir            |
| 5/7  | MIN  | 6-5   | Nolasco/Pomeranz/Perkins |
| 7/17 | OAK  | 5-0   | Santana/Gray             |
| 7/18 | OAK  | ^2-3  | Pomeranz/Fien            |
| 7/19 | OAK  | 1-14  | Chavez/Milone            |

### ROADTRIP [3-0]

|                    |                       |
|--------------------|-----------------------|
| Batting Average    | .267 (28-for-105)     |
| Runs Per-Game      | 6.0 (18 R/3 G)        |
| Home Runs          | 8                     |
| RISP               | .278 (5-for-18)       |
| Fielding Errors    | 1                     |
| Team ERA           | 3.67 (27.0 IP, 11 ER) |
| Starters W-L       | 2-0                   |
| Starters ERA       | 4.08 (17.2 IP, 8 ER)  |
| Relievers W-L-S    | 1-0-2                 |
| Relievers ERA      | 2.89 (9.1 IP, 3 ER)   |
| Save/Opportunities | 2/2                   |

### RECENT TRANSACTIONS

|      |  |
|------|--|
| 5/4  | RHP Graham recalled from AAA                                 |
| 5/6  | RHP Santana reinstated from DL                               |
|      | C Murphy optioned to AAA                                     |
|      | RHP Graham designated for release or assignment              |
|      | LHP O'Rourke designated for release or assignment            |
|      | OF Mastroianni contract selected                             |
|      | C Centeno contract selected                                  |
| 5/7  | RHP Fien claimed off waivers by LAD                          |
|      | LHP Milone outrighted to AAA                                 |
|      | IF Escobar placed on 15-day DL                               |
|      | IF Polanco recalled from AAA                                 |
|      | RHP Kintzler contract selected                               |
|      | LHP Dean recalled from AAA                                   |
| 5/14 | RHP Graham traded to NYY for cash or PTBNL                   |
| 5/16 | RHP Berrios optioned to AAA                                  |
| 5/17 | LHP Rogers recalled from AAA                                 |
| 5/19 | OF Grossman selected from AAA                                |
|      | OF Rosario optioned to AAA                                   |
| 5/23 | IF Escobar returned from rehab and reinstated from 15-day DL |
|      | IF Polanco optioned to AAA                                   |
| 5/25 | OF Mastroianni placed on DL                                  |
|      | LHP Boshers selected from AAA                                |
|      | LHP Perkins transferred to 60-day DL                         |



# ERVIN SANTANA

#54

Height: 6-2 Weight: 175 B/T: R/R Age: 33 (12/12/82 in San Cristobal, DR)

2016: 1-3, 4.17 ERA CAREER: 127-108, 4.16 ERA

- He is making his night start of 2016.
- He is making his 325th career appearance and 322nd career start.

## 2016 MAJOR LEAGUE DAY-BY-DAY

| Date                    | Opp.    | Dec. | IP             | H             | R           | ER          | HR         | BB         | SO         | Left/Final  | Notes   | Pitches/K      |
|-------------------------|---------|------|----------------|---------------|-------------|-------------|------------|------------|------------|-------------|---|----------------|
| 4/4                     | at BAL  | ND   | 2.0            | 2             | 0           | 0           | 0          | 2          | 3          | 0-0/2-3     | First career Opening Day start                | 39/25          |
| 4/8                     | at KC   | ND   | 6.0            | 6             | 2           | 2           | 0          | 2          | 7          | 2-2/3-4     | Ninth straight start allowing two ER or less  | 102/61         |
| 4/14                    | vs. CWS | L1   | 7.0            | 7             | 3           | 3           | 1          | 1          | 6          | 1-3/1-3     | First home run allowed in last six starts     | 100/68         |
| 4/19                    | vs. MIL | ND   | 5.0            | 5             | 5           | 2           | 0          | 3          | 2          | 2-5/5-6     | Has never defeated MIL in his career          | 95/55          |
| <b>APRIL TOTALS 0-1</b> |         |      | <b>20.0</b>    | <b>20</b>     | <b>10</b>   | <b>7</b>    | <b>1</b>   | <b>8</b>   | <b>18</b>  |             |   | <b>315 ERA</b> |
| 5/7                     | at CWS  | L2   | 3.1            | 7             | 3           | 3           | 1          | 3          | 4          | 2-3/2-7     | First start since coming of the disabled list | 83/49          |
| 5/14                    | at CLE  | W1   | 6.0            | 5             | 1           | 1           | 0          | 1          | 5          | 4-1/6-3     | First win of the season                       | 102/62         |
| 5/19                    | vs. TOR | ND   | 8.0            | 4             | 2           | 2           | 1          | 2          | 5          | 2-2/2-2     | Toronto won 3-2 in 11 innings                 | 109/63         |
| 5/24                    | vs. KC  | L3   | 3.2            | 9             | 6           | 6           | 1          | 2          | 4          | 1-6/4-7     | Season-high in runs and hits allowed          | 82/50          |
| <b>MAY TOTALS 1-2</b>   |         |      | <b>21.0</b>    | <b>25</b>     | <b>12</b>   | <b>3</b>    | <b>8</b>   | <b>18</b>  |            |             |   | <b>514 ERA</b> |
|                         |         |      | RECORD         | IP            | H           | R           | ER         | HR         | BB         | SO          | ERA   |                |
| <b>2016 TOTALS</b>      |         |      | <b>1-3</b>     | <b>41.0</b>   | <b>45</b>   | <b>22</b>   | <b>19</b>  | <b>4</b>   | <b>16</b>  | <b>36</b>   | <b>4.17</b>                                   |                |
| <b>PRE-AS6 TOTALS</b>   |         |      | <b>1-3</b>     | <b>41.0</b>   | <b>45</b>   | <b>22</b>   | <b>19</b>  | <b>4</b>   | <b>16</b>  | <b>36</b>   | <b>4.17</b>                                   |                |
| <b>AL TOTALS</b>        |         |      | <b>113-98</b>  | <b>1835.2</b> | <b>1783</b> | <b>919</b>  | <b>853</b> | <b>245</b> | <b>578</b> | <b>1446</b> | <b>4.18</b>                                   |                |
| <b>NL TOTALS</b>        |         |      | <b>14-10</b>   | <b>196.0</b>  | <b>193</b>  | <b>90</b>   | <b>86</b>  | <b>16</b>  | <b>63</b>  | <b>179</b>  | <b>3.95</b>                                   |                |
| <b>CAREER TOTALS</b>    |         |      | <b>127-108</b> | <b>2031.2</b> | <b>1976</b> | <b>1009</b> | <b>939</b> | <b>261</b> | <b>641</b> | <b>1625</b> | <b>4.16</b>                                   |                |

**LAST START:** Santana picked up his third loss of the season May 24 vs. Kansas City...he tossed 3.2 innings, allowing a season-high six runs on nine hits, one home run, with two walks and four strikeouts...the last time he allowed six-or-more runs in a start was August 8, 2015 at Cleveland...he has now walked at least one batter in every start this season; last start without issuing a walk was August 30, 2015 at Houston...threw 82 pitches, 50 strikes.

**TAKING ON THE ATHLETICS:** Santana is making his first start of the season against the Athletics and his 28th career start (30th appearance)...he is 15-6, 2.03 ERA (186.0 IP, 42 ER) with 62 walks and 141 strikeouts in his career against Oakland...last season he faced off against the Athletics once, at the Oakland Coliseum, tossing 7.2 shutout innings, allowing five hits with one walk and one strikeout and picking up the win...his 2.03 ERA against the Athletics is the lowest against any opponent in which he has made at least five starts...he has a career record of 7-2 at Oakland with a 1.93 ERA (84.0 IP, 18 ER) with 27 walks and 64 strikeouts.

**HOME VS. ROAD:** Santana has made 161 career home starts and 160 career road starts (163 road appearances)...at home, he is a career 66-50, 3.77 ERA (1057.0 IP, 443 ER) with 299 walks and 846 strikeouts, and on the road he owns a 61-58 career record with a 4.58 ERA (974.2 IP, 496 ER), 342 walks and 779 strikeouts...at home this season, he has started four games and is 0-2, 4.94 ERA (23.2 IP, 13 ER) with eight walks and 17 strikeouts...he has made four road starts this season, going 1-1, 3.12 ERA (17.1 IP, 6 ER) with eight walks and 19 strikeouts...as a member of the Twins, Santana has made 14 road starts going 6-4, 3.53 ERA (81.2 IP, 32 ER) with 27 walks and 67 strikeouts, compared to at home where he has made 11 starts going 2-4, 4.68 ERA (67.1 IP, 35 ER) with 25 walks and 51 strikeouts.

**MAYDAY:** Santana is 18-22, 4.62 ERA (348.1 IP, 179 ER) with 107 walks and 280 strikeouts in 56 career starts in the month of May...it is his only month, with at least five starts, that he has a losing record and the 4.62 ERA is his highest of any month...he did not pitch in the month of May last season, due to a suspension, and his last winning record during the month of May came in 2012, when he went 2-1 with the Los Angeles Angels...this season, he is 1-2, 5.14 ERA (21.0 IP, 12 ER) with eight walks and 18 strikeouts in the month of May.

**TIME ON THE DISABLED LIST:** Santana was reinstated May 6th from the disabled list...he was placed on the 15-day DL April 26 (retroactive to April 20) for a lower back strain...just the third time Santana has spent time on the DL and first since June 22-July 3, 2009 (right triceps inflammation)...also missed time April 4-May 14, 2009 (sprained MCL, right elbow).

**THE 2,000 CLUB:** In his start April 14 vs. the White Sox, Santana surpassed 2,000 innings for his career...nine other actives have reached 2,000 innings pitched: CC Sabathia, Bartolo Colon, John Lackey, Felix Hernandez, Jake Peavy, James Shields, Justin Verlander, Zack Greinke and Cole Hamels...just five other Dominican-born pitchers have ever reached the mark: Juan Marichal, Colon, Pedro Martinez, Pedro Astacio and Joaquin Andujar.

**GRAND OPENER:** Santana was the Twins Opening Day starter on April 4 at Baltimore, the first time in his career he started on Opening Day, and the ninth different Twins pitcher to start Opening Day over the last 10 seasons (since 2007)...he was limited to pitching only 2.0 innings due to a 1:10 rain delay after the second inning...he tossed two scoreless innings with two hits, two walks and three strikeouts...the 2.0 innings pitched was Santana's shortest outing since July 21, 2012, as a member of the Angels, when he went 1.2 innings.

## 2015 RECAP:

- Placed on Restricted List for violation of Major League Baseball's Joint Drug Prevention and Treatment Program and missed Twins first 80 games.
- Made three starts for Rochester June 20-30, going 3-0, 1.74 ERA (20.2 IP, 4 ER).
- Made Twins debut July 5 at Kansas City, allowing two runs on three hits in 8.0 innings pitched with three walks and eight strikeouts; the eight strikeouts were tied for second most ever for a pitcher in their Twins debut (Boof Bonser - 8 in 2006 and Camilo Pascual - 12 in 1961).
- Earned first win as Twin July 17 at Oakland, tossing 7.2 shutout innings with five hits allowed and one walk.
- Posted 15.2 scoreless inning streak July 17-23, the third longest for a Twins starter on the season.
- Recorded consecutive double-digit strikeouts totals with 10 August 30 vs. Houston (7.0 IP) and tied his career-high with 11 in next start September 5 at Houston (8.0 IP)...marked the 15th and 16th time in career with double-digit strikeouts and second time to do it in consecutive starts (2014)...first Twin since Francisco Liriano in 2012 to strikeout double-digit batters in consecutive starts.
- Went 5-3, 3.64 ERA (64.1 IP, 26 ER) in 10 road starts and 2-2, 4.53 ERA (43.2 IP, 22 ER) in seven home starts.

## TOMORROW'S STARTER - TYLER DUFFEY [SEASON: 2-3, 3.93 ERA ; CAREER: 7-4, 3.42 ERA]

Duffey will be making his seventh start of the season tomorrow in the second game of the series against the Athletics...in his last start, May 25 vs. Kansas City, Duffey picked up his second win of the season after throwing 6.2 innings, allowing five runs on nine hits with two walks and five strikeouts...Duffey is the first Twins starter to record two wins...he has gone at least 5.2 innings in five of his six starts this season, with the only start in which he failed to reach that mark was April 24 at Washington when he was knocked out of the game after being hit by a line drive...he threw 102 pitches, 65 strikes...this will be his 17th career start...he is 7-4, 3.42 ERA (94.2 IP, 36 ER) with 28 walks and 83 strikeouts in his career...this will be his first career start against the Athletics.

## 2016 HIGHS

CG's: --  
 SHO's: --  
 CG Low Hit: --  
 Innings: 8.0, 5/19 vs. TOR  
 SO's: 7, 4/8 at KC  
 Walks: 3, 2x, last 5/7 at CWS  
 Hits: 9, 5/24 vs. KC  
 Home Runs: 1, 3x, last 5/19 vs. TOR  
 Win-Streak: 1, 5/14  
 Loss-Streak: 2, 4/14-5/7

## CAREER HIGHS

CG's: 14, last 6/16/12 vs. ARI  
 SHO's: 7, last 6/16/12 vs. ARI  
 CG Low-Hit: 0, 7/27/11 at CLE  
 Innings: 9.0, 13x, last 6/16/12 vs. ARI  
 SO's: 11, 5x, last 9/5/15 at HOU  
 Walks: 8, 7/20/06 at KC  
 Hits: 14, 7/17/07 vs. TB  
 Home Runs: 4, 2x, last 5/23/13 vs. LAA  
 Win-Streak: 7, 6/6-7/20/06  
 Loss-Streak: 9, 9/6/11-5/4/12

## CAREER NOTES

- Signed a four-year contract with the Twins December 13, 2014.
- Signed as a free agent with the Atlanta Braves March 12, 2014, spending his only season in the National League...his 14 wins tied for the team-lead with Julio Teheran.
- Recorded his 100th career win, June 8, 2013 vs. Houston, in his only season in Kansas City.
- Traded to Kansas City October 31, 2011...left the Angels organization in the club's all-time top 10 in wins (7th, 96), innings (6th, 1,475.2) and strikeouts (6th, 1,167).
- Pitched no-hitter July 27, 2011 at Cleveland, allowing an unearned run and a walk with 10 strikeouts, marking the eighth individual no-hitter in Angels history
- Selected to his only career All-Star Game in 2008...finished year second in AL in strikeouts (214), fourth in innings pitched (219.0) and tied seventh in wins (16).
- Started Game 5 of 2005 ALDS at Yankee Stadium in his rookie season...recorded the win after allowing three runs on five hits in 5.1 innings...became sixth rookie to win decisive postseason series game.
- Signed by the Anaheim Angels as an undrafted free agent September 2, 2000.

## 2016 MISC. NUMBERS

|        | W  | L  | ERA  | GS | IP   | ER |  | AVG         | H    | AB | HR  | BB | SO |
|--------|----|----|------|----|------|----|--|-------------|------|----|-----|----|----|
| Home:  | 0  | 2  | 4.94 | 4  | 23.2 | 13 |  | Vs. Left:   | .235 | 16 | 68  | 0  | 9  |
| Road:  | 1  | 1  | 3.12 | 4  | 17.1 | 6  |  | Vs. Right:  | .315 | 29 | 92  | 4  | 7  |
| Day:   | 1  | 1  | 2.70 | 4  | 20.0 | 6  |  | TOTALS:     | .281 | 45 | 160 | 4  | 16 |
| Night: | 0  | 2  | 5.57 | 4  | 21.0 | 13 |  | None On:    | .255 | 24 | 94  | 2  | 8  |
| Grass: | 1  | 3  | 4.17 | 8  | 41.0 | 19 |  | Runners On: | .318 | 21 | 66  | 2  | 8  |
| Turf:  | -- | -- | --   | -- | --   | -- |  |             |      |    |     |    |    |

## 6.0-PLUS IP/QUALITY STARTS

| YEAR | STARTS | 6+ IP | QS | YEAR   | STARTS | 6+ IP | QS  |
|------|--------|-------|----|--------|--------|-------|-----|
| 2005 | 23     | 14    | 13 | 2012   | 30     | 19    | 15  |
| 2006 | 33     | 24    | 18 | 2013   | 32     | 29    | 23  |
| 2007 | 26     | 16    | 12 | 2014   | 31     | 25    | 19  |
| 2008 | 32     | 28    | 22 | 2015   | 17     | 13    | 11  |
| 2009 | 23     | 15    | 11 | 2016   | 8      | 4     | 4   |
| 2010 | 33     | 28    | 21 | TOTALS | 321    | 245   | 190 |
| 2011 | 33     | 30    | 21 |        |        |       |     |

## MORE MISCELLANEOUS NUMBERS

|          | BASE RUNNERS | PICK-OFFS | SB-ATT | GIDP |
|----------|--------------|-----------|--------|------|
| SANTANA: | 61           | 0         | 1-2    | 5    |

## 2016 RUNS/HITS PER INNING

| INNING:    | 1    | 2   | 3   | 4   | 5   | 6   | 7   | 8   | 9   |
|------------|------|-----|-----|-----|-----|-----|-----|-----|-----|
| RUNS/HITS: | 3/13 | 5/8 | 2/7 | 6/9 | 3/6 | 2/1 | 1/1 | 0/0 | -/- |

## SANTANA VS. OAKLAND

2015 vs. Oakland (1 start): 1-0, 0.00 ERA (7.2 IP), 62 BB, 141 K  
 2015 vs. Oakland at Home: --  
 2015 vs. Oakland at Oakland (1 start): 1-0, 0.00 ERA (7.2 IP), 62 BB, 141 K  
 Career vs. Oakland (27 starts, 2 relief): 15-6, 2.03 ERA (186.0 IP, 42 ER)  
 Career vs. Oakland at Home (15 starts): 8-4, 2.12 ERA (102.0 IP, 24 ER), 35 BB, 77 K  
 Career vs. Oakland at Oakland (12 starts, 2 relief): 7-2, 1.93 (84.0 IP, 18 ER), 27 BB, 64 K

## BATTER-PITCHER MATCH-UPS

| Santana vs. the Athletics |      |    |   |    |    |    | Graveman vs. the Twins |      |    |   |    |    |    |
|---------------------------|------|----|---|----|----|----|------------------------|------|----|---|----|----|----|
| PLAYER                    | AVG  | AB | H | HR | BB | SO | PLAYER                 | AVG  | AB | H | HR | BB | SO |
| Butler                    | .235 | 34 | 8 | 5  | 6  | 8  | Grossman               | .000 | 2  | 0 | 0  | 0  | 1  |
| Crisp                     | .143 | 21 | 3 | 0  | 2  | 1  |                        |      |    |   |    |    |    |
| Reddick                   | .267 | 15 | 4 | 0  | 2  | 3  |                        |      |    |   |    |    |    |
| Sogard                    | .286 | 14 | 4 | 0  | 1  | 1  |                        |      |    |   |    |    |    |
| Lowrie                    | .167 | 12 | 2 | 0  | 1  | 2  |                        |      |    |   |    |    |    |
| Alonso                    | .500 | 8  | 4 | 0  | 1  | 1  |                        |      |    |   |    |    |    |
| Valencia                  | .143 | 7  | 1 | 0  | 0  | 2  |                        |      |    |   |    |    |    |
| Fuld                      | .000 | 5  | 0 | 0  | 1  | 0  |                        |      |    |   |    |    |    |
| Burns                     | .250 | 4  | 1 | 0  | 0  | 0  |                        |      |    |   |    |    |    |
| Vogt                      | .250 | 4  | 1 | 0  | 0  | 0  |                        |      |    |   |    |    |    |
| Semien                    | .333 | 3  | 1 | 0  | 0  | 1  |                        |      |    |   |    |    |    |
| Phegley                   | .000 | 2  | 0 | 0  | 0  | 1  |                        |      |    |   |    |    |    |

## TWINS STARTERS IN 2016

| Pitcher | Last Start (IP-H-R-ER-BB-K-HR) | Dec. | Starts | QS | Team Rec. | Run Supp. | RS AVG |
|---------|--------------------------------|------|--------|----|-----------|-----------|--------|
| Santana | 5/24 vs. KC (3.2-9-6-6-2-4-1)  | L    | 8      | 4  | 1-7       | 14        | 3.07   |
| Gibson  | 4/22 at WAS (3.0-7-7-2-1-0)    | L    | 4      | 1  | 1-3       | 5         | 2.18   |
| Hughes  | 5/28 at SEA (4.2-9-4-4-3-3-1)  | ND   | 10     | 6  | 2-8       | 23        | 3.88   |
| Milone  | 4/25 vs. CLE (4.2-7-2-2-2-5-0) | ND   | 4      | 0  | 2-2       | 5         | 1.93   |
| Nolasco | 5/29 at SEA (6.0-3-2-1-7-1)    | W    | 10     | 3  | 4-6       | 36        | 5.59   |
| Duffey  | 5/25 vs. KC (6.2-9-5-5-2-5-1)  | W    | 6      | 3  | 2-4       | 13        | 3.19   |
| Berrios | 5/16 at DET (0.2-3-7-4-1-1)    | ND   | 4      | 0  | 1-3       | 10        | 6.00   |
| Meyer   | 5/3 at HOU (2.2-3-3-3-4-1)     | L    | 1      | 0  | 0-1       | 2         | 4.93   |
| Dean    | 5/27 at SEA (7.0-4-2-2-0-8-1)  | W    | 2      | 2  | 2-0       | 16        | 6.86   |





TEAM BULLPEN NOTES

- Minnesota's bullpen has struckout 171 batters in 2016, 7th most in baseball.
- Twins relievers have tossed 173.0 innings this season, 6th most in the majors and 3rd most in the AL.
- The 'pen has posted a 4.53 ERA, 4th highest in the majors and 3rd highest in the AL...their .286 opponent average is highest among MLB teams.
- Minnesota has used 15 different pitchers out of the bullpen this season.
- Twins relievers are 7-12 this season, going 6-for-15 in save opportunities...Kevin Jepsen leads the Twins with all six of the teams' saves.

**FERNANDO ABAD - LHP #58**  
 Height: 6-1 Weight: 220 B/T: L/L Age: 30 (12/17/85 In La Romana, DR) Obtained: Signed as minor league free agent, 12/16/15  
 Roadtrip: 0-0-0, 0.00 (1.2 IP), K Series at SEA: 0-0-0, 0.00 (1.2 IP), K vs. Left: .043 vs. Right: .279

- Tossed 7.0 scoreless innings since May 7...second scoreless streak of 7.0+ this season.
- Held lefties hitless in first 21 at-bats to start the season...lefties are 1-for-23 (.043) with 1 BB, 5 K vs. Abad.
- Career record of 6-20, 3.47 ERA (246.2 IP, 95 ER) with 82 walks and 211 strikeouts in 281 career appearances.
- Had his 9.1 scoreless inning streak snapped, after allowing an unearned run 4/27 vs. CLE; it is the longest by a Twin this season.
- 2016 is his first season pitching with the Twins...spent parts of six previous seasons with Houston (2010-12), Washington (2013) and Oakland (2014-15)...has made 265 career relief appearances (6 starts)...ranks 3rd in AL in games among lefties since 2014 (154).
- Has allowed 12 hits and 5 walks while striking out 18 in his 23 appearances this season (19.1 IP).
- Held opponents to a .167 (5-for-30) batting average with runners in scoring position and two outs in 2015.
- Former Athletic led Oakland in games (62) and was 10th among AL left-handed relievers in 2015.

| RECENT APPEARANCES |     |     |   |   |    |    |    |    |
|--------------------|-----|-----|---|---|----|----|----|----|
| DATE               | DEC | IP  | H | R | ER | HR | BB | SO |
| 5/29 at SEA        | H4  | 1.0 | 1 | 0 | 0  | 0  | 0  | 1  |
| 5/28 at SEA        | H3  | 0.2 | 1 | 0 | 0  | 0  | 0  | 0  |
| 5/24 vs. KC        | ND  | 0.2 | 0 | 0 | 0  | 0  | 0  | 0  |
| 5/23 vs. KC        | ND  | 1.0 | 0 | 0 | 0  | 0  | 0  | 2  |
| 5/21 vs. TOR       | W1  | 0.2 | 0 | 0 | 0  | 0  | 0  | 0  |
| 5/19 vs. TOR       | ND  | 0.2 | 2 | 0 | 0  | 0  | 1  | 1  |
| 5/13 at CLE        | ND  | 0.1 | 0 | 0 | 0  | 0  | 0  | 0  |
| 5/10 vs. BAL       | ND  | 1.0 | 1 | 0 | 0  | 0  | 0  | 0  |
| 5/7 at CWS         | ND  | 1.0 | 0 | 0 | 0  | 0  | 0  | 0  |
| 5/6 at CWS         | ND  | 0.1 | 2 | 1 | 1  | 0  | 1  | 0  |
| 5/2 at HOU         | ND  | 1.1 | 0 | 0 | 0  | 0  | 0  | 1  |
| 5/1 vs. DET        | ND  | 0.1 | 1 | 0 | 0  | 0  | 0  | 1  |

**BUDDY BOSHERS - LHP #62**  
 Height: 6-3 Weight: 205 B/T: L/L Age: 28 (5/9/88 in Huntsville, AL) Obtained: Signed as minor league free agent, 12/14/15  
 Roadtrip: 0-0-0, 0.00 (0.1 IP) Series at SEA: 0-0-0, 0.00 (0.1 IP) vs. Left: .000 vs. Right: 1.000

- Contract selected prior to 5/25 game...made first appearance in majors since September 28, 2013 with a scoreless 0.1 IP 5/28.
- Began season with Triple-A Rochester, going 1-0 with 2 saves, a 1.42 ERA (19.0 IP, 3 ER), five walks and 21 strikeouts in 15 relief appearances...held opposing hitters to a .206 average for the Red Wings.
- Appeared in 25 games for the Angels in 2013, posting a 4.70 ERA (15.1 IP, 8 ER) with eight walks and 13 strikeouts.
- Spent 2015 in the Independent Atlantic League with Somerset, being named the Atlantic League Reliever of the Year.

| RECENT APPEARANCES |     |     |   |   |    |    |    |    |
|--------------------|-----|-----|---|---|----|----|----|----|
| DATE               | DEC | IP  | H | R | ER | HR | BB | SO |
| 5/28 at SEA        | H1  | 0.1 | 1 | 0 | 0  | 0  | 0  | 0  |

**KEVIN JEPSEN - RHP #49**  
 Height: 6-3 Weight: 235 B/T: R/R Age: 31 (7/26/84 in Anaheim, CA) Obtained: Trade with Tampa Bay, 7/31/15  
 Roadtrip: 0-0-2, 9.00 (2.0 IP, 2 ER), BB, K Series at SEA: 0-0-2, 9.00 (2.0 IP, 2 ER), BB, K vs. Left: .353 vs. Right: .315

- Earned first save as a Twin on August 21, 2015 at Baltimore...became Twins primary closer and went 10-for-11 in save opportunities from August 21 thru end of the season...is 16-for-20 in career as Twins closer.
- Led the AL in appearances (75) in 2015; 29 games for the Twins and 46 for Tampa Bay.
- Has recorded 20-plus holds three times in his career (27 in 2010, 22 in 2014 and 24 in 2015)...has never allowed more than 14 extra-base hits in a season (11 2B, 3 HR)...has allowed 13 extra-base hits (7 2B, 3B, 5 HR) in 2016.
- At the 2008 Olympic Games in Beijing, he closed out the USA's 8-4 win over Japan in the bronze medal-winning game...pitched in four Olympic games with one save, a 0.00 ERA (5.2 IP) and five strikeouts.
- Acquired via trade July 31, 2015 in exchange for right-handed pitchers Chih-Wei Hu and Alexis Tapia.

| RECENT APPEARANCES |     |     |   |   |    |    |    |    |
|--------------------|-----|-----|---|---|----|----|----|----|
| DATE               | DEC | IP  | H | R | ER | HR | BB | SO |
| 5/29 at SEA        | S6  | 1.0 | 3 | 2 | 2  | 1  | 0  | 1  |
| 5/28 at SEA        | S5  | 1.0 | 1 | 0 | 0  | 0  | 1  | 0  |
| 5/25 vs. KC        | S4  | 1.0 | 1 | 0 | 0  | 0  | 0  | 1  |
| 5/23 vs. KC        | ND  | 1.0 | 3 | 2 | 2  | 0  | 0  | 1  |
| 5/21 vs. TOR       | S3  | 1.0 | 1 | 1 | 1  | 1  | 0  | 0  |
| 5/19 vs. TOR       | ND  | 1.0 | 1 | 0 | 0  | 0  | 0  | 1  |
| 5/13 at CLE        | ND  | 1.0 | 2 | 0 | 0  | 0  | 0  | 2  |
| 5/14 at CLE        | ND  | 1.0 | 1 | 1 | 1  | 1  | 0  | 0  |
| 5/10 vs. BAL       | L4  | 1.0 | 3 | 2 | 2  | 0  | 1  | 1  |
| 5/7 at CWS         | ND  | 0.2 | 2 | 1 | 1  | 0  | 0  | 0  |
| 5/2 at HOU         | ND  | 1.0 | 1 | 0 | 0  | 0  | 1  | 0  |

**BRANDON KINTZLER - RHP #27**  
 Height: 6-0 Weight: 190 B/T: R/R Age: 31 (8/1/84 in Las Vegas, NV) Obtained: Signed as minor league free agent, 12/15/15  
 Roadtrip: 0-0-0, 0.00 (1.0 IP), K Series at SEA: 0-0-0, 0.00 (1.0 IP), K vs. Left: .333 vs. Right: .267

- Recalled 5/7...has 9 appearances since recall...tossed 7.1 scoreless innings in his last 7 outings (6 hits, BB, 7 K).
- Made 2016 debut 5/7 at CWS...was first appearance in the major since May 25, 2015 vs. SF as a member of the Milwaukee Brewers.
- Made 172 appearances with Milwaukee from 2010-15...posted a 6.43 ERA (7.0 IP, 5 ER) in seven appearances for the Brewers in 2015.
- Between 2013-14 for Brewers went 6-6, 2.93 ERA (135.1 IP, 44 ER) with 32 BB and 89 K and 35 holds in 135 relief appearances.
- Began the 2016 season with Triple-A Rochester where he went 4-1, 3.52 ERA (15.1 IP, 6 ER), three walks and 11 strikeouts in 10 relief appearances...career minor league record of 16-12, 2.94 ERA (251.1 IP, 82 ER), 60 walks and 225 strikeouts in 181 outings (7 starts).
- Originally selected by San Diego in the 40th round of the 2004 First-Year Player Draft out of Dixie State University (UT).

| RECENT APPEARANCES |     |     |   |   |    |    |    |    |
|--------------------|-----|-----|---|---|----|----|----|----|
| DATE               | DEC | IP  | H | R | ER | HR | BB | SO |
| 5/27 at SEA        | ND  | 1.0 | 1 | 0 | 0  | 0  | 0  | 1  |
| 5/24 vs. KC        | ND  | 1.1 | 1 | 0 | 0  | 0  | 0  | 2  |
| 5/23 vs. KC        | ND  | 1.0 | 1 | 0 | 0  | 0  | 0  | 2  |
| 5/21 vs. TOR       | ND  | 1.1 | 2 | 0 | 0  | 0  | 1  | 2  |
| 5/19 vs. TOR       | ND  | 1.0 | 1 | 0 | 0  | 0  | 0  | 0  |
| 5/17 at DET        | ND  | 1.1 | 0 | 0 | 0  | 0  | 0  | 0  |
| 5/13 at CLE        | ND  | 0.1 | 0 | 0 | 0  | 0  | 0  | 0  |
| 5/10 vs. BAL       | ND  | 1.0 | 4 | 2 | 2  | 1  | 0  | 0  |
| 5/7 at CWS         | ND  | 1.2 | 1 | 0 | 0  | 0  | 0  | 1  |

**TREVOR MAY - RHP #65**  
 Height: 6-5 Weight: 240 B/T: R/R Age: 26 (9/23/89 in Longview, WA) Obtained: Trade with Philadelphia, 12/6/12  
 Roadtrip: 0-0-0, 0.00 (2.0 IP), 2 K Series at SEA: 0-0-0, 0.00 (2.0 IP), 2 K vs. Left: .152 vs. Right: .319

- Leads Twins relievers in strikeouts (35) and is 3rd among all Twins pitchers.
- Snapped scoreless inning streak at 9.0 innings 5/13 at CLE, was 2nd longest by a Twin in 2016 (longest by a Twin in 2016: Abad, 9.1).
- Allowed 10 runs in 5 outings (3.1 IP) from May 13-23...tossed 2.1 perfect innings with 3 K since.
- In 2015 finished second in strikeouts (110), behind only Kyle Gibson (145), among all Twins.
- In 2015 he led all AL rookies in K/BB (4.23- min. of 100.0 IP)...was 4th in strikeouts (110), 7th in games (48), 9th in holds (7).
- Primarily a starter throughout his professional career...was moved to the bullpen in July 2015...had gone 4-7, 4.37 ERA (80.1 IP, 39 ER) with 18 walks and 71 strikeouts in 15 starts...had 2.87 ERA (31.1 IP, 10 ER) with eight walks and 37 strikeouts in 32 relief appearances.
- Acquired at Winter Meetings in December of 2012 along with pitcher Vance Worley in exchange for outfielder Ben Revere.

| RECENT APPEARANCES |     |     |   |   |    |    |    |    |
|--------------------|-----|-----|---|---|----|----|----|----|
| DATE               | DEC | IP  | H | R | ER | HR | BB | SO |
| 5/29 at SEA        | H5  | 1.0 | 0 | 0 | 0  | 0  | 0  | 0  |
| 5/28 at SEA        | H4  | 1.0 | 0 | 0 | 0  | 0  | 0  | 2  |
| 5/25 vs. KC        | H3  | 0.1 | 0 | 0 | 0  | 0  | 0  | 1  |
| 5/23 vs. KC        | ND  | 1.1 | 4 | 2 | 2  | 0  | 0  | 2  |
| 5/20 vs. TOR       | ND  | 0.1 | 2 | 1 | 1  | 1  | 0  | 0  |
| 5/17 at DET        | ND  | 0.0 | 4 | 3 | 3  | 2  | 0  | 0  |
| 5/15 at CLE        | ND  | 1.0 | 1 | 1 | 1  | 1  | 0  | 1  |
| 5/13 at CLE        | L2  | 0.2 | 3 | 3 | 3  | 0  | 1  | 2  |
| 5/10 vs. BAL       | ND  | 1.0 | 1 | 0 | 0  | 0  | 0  | 1  |
| 5/8 at CWS         | ND  | 1.0 | 0 | 0 | 0  | 0  | 0  | 0  |
| 5/6 at CWS         | ND  | 1.0 | 1 | 0 | 0  | 0  | 0  | 2  |

**RYAN PRESSLY - RHP #57**  
 Height: 6-3 Weight: 210 B/T: R/R Age: 27 (12/15/88 in Dallas, TX) Obtained: Rule 5 Draft from Boston, 12/6/12  
 Roadtrip: 1-0-0, 0.00 (1.2 IP), 2 K Series at SEA: 1-0-0, 0.00 (1.2 IP), 2 K vs. Left: .250 vs. Right: .257

- Leads Twins relievers in innings (28.2) and third in strikeouts (28).
- Tossed 8.2 scoreless innings to begin the season...the scoreless streak ended in the bottom of the sixth on 4/20 at MIL.
- Did not allow a home run in 2015 (27.2 IP), one of two pitchers in baseball with a minimum of 25.0 innings pitched to not allow a homer, St. Louis' Adam Wainwright being the other...leads Twins in fewest home runs allowed (11) with a minimum 100.0 IP since 2013.
- Originally drafted by Red Sox in 11th round of 2007 First-Year Round Player Draft...is one of four Rule 5 selections for the Twins since 2010 (all pitchers - J.R. Graham 2014, Terry Doyle 2011, and Scott Diamond 2010).

| RECENT APPEARANCES |     |     |   |   |    |    |    |    |
|--------------------|-----|-----|---|---|----|----|----|----|
| DATE               | DEC | IP  | H | R | ER | HR | BB | SO |
| 5/28 at SEA        | W2  | 0.2 | 0 | 0 | 0  | 0  | 0  | 0  |
| 5/27 at SEA        | ND  | 1.0 | 0 | 0 | 0  | 0  | 0  | 2  |
| 5/24 vs. KC        | ND  | 2.0 | 2 | 1 | 1  | 0  | 0  | 2  |
| 5/22 vs. TOR       | ND  | 1.0 | 0 | 0 | 0  | 0  | 0  | 0  |
| 5/20 vs. TOR       | ND  | 1.0 | 0 | 0 | 0  | 0  | 0  | 1  |
| 5/19 vs. TOR       | L3  | 0.1 | 1 | 1 | 1  | 0  | 0  | 1  |
| 5/16 at DET        | ND  | 2.0 | 1 | 1 | 1  | 1  | 0  | 0  |
| 5/14 at CLE        | ND  | 1.0 | 1 | 1 | 1  | 0  | 2  | 2  |

**TAYLOR ROGERS - LHP #55**  
 Height: 6-3 Weight: 170 B/T: L/L Age: 28 (2/28/87 in Santa Fe) Obtained: 11th round, 2012 Draft  
 Roadtrip: 0-0-0, 13.50 (0.2 IP, ER), K Series at SEA: 0-0-0, 13.50 (0.2 IP, ER), K vs. Left: .364 vs. Right: .348

- Recalled 5/17 (Berrios optioned)...made major league debut with 0.2 scoreless inning, allowing one hit, 4/14 vs. CWS.
- Participated in Twins spring training in 2016...made six appearances going 0-1, 3.52 ERA (7.2 IP, 3 ER)...was optioned to Triple-A Rochester March 23...made one appearance for the Red Wings to start the season tossing 2.0 scoreless innings April 7.
- Career minor league record of 37-28 with a 3.27 ERA (525.0 IP, 191 ER), 135 walks and 407 strikeouts in 93 games (85 starts).
- Ranked by Baseball America as the 14th best prospect in the Twins system entering 2016.

| RECENT APPEARANCES |     |     |   |   |    |    |    |    |
|--------------------|-----|-----|---|---|----|----|----|----|
| DATE               | DEC | IP  | H | R | ER | HR | BB | SO |
| 5/28 at SEA        | ND  | 0.2 | 2 | 1 | 1  | 1  | 0  | 1  |
| 5/25 vs. KC        | H1  | 1.0 | 1 | 0 | 0  | 0  | 0  | 1  |
| 5/23 vs. KC        | ND  | 2.0 | 1 | 0 | 0  | 0  | 0  | 0  |
| 5/22 vs. TOR       | ND  | 0.2 | 1 | 0 | 0  | 0  | 0  | 2  |
| 5/20 vs. TOR       | ND  | 1.0 | 2 | 1 | 1  | 1  | 0  | 0  |
| 5/18 at DET        | ND  | 2.0 | 4 | 2 | 2  | 1  | 0  | 2  |
| 4/14 vs. CWS       | ND  | 0.2 | 1 | 0 | 0  | 0  | 0  | 0  |

**MICHAEL TONKIN - RHP #59**  
 Height: 6-7 Weight: 220 B/T: R/R Age: 26 (11/19/89 in Glendale, CA) Obtained: 30th round, 2008 Draft  
 Roadtrip: -- Series at SEA: -- vs. Left: .167 vs. Right: .238

- Second among Twins relievers, and sixth overall among Twins pitchers, with 29 strikeouts this season.
- Earned first major league win with 2.0 scoreless inning, striking out four in extra innings, 4/17 vs. LAA.
- Made Opening Day roster for first time since 2014...made 7 appearances in spring, posting a 7.88 ERA (8.0 IP, 7 ER) with eight strikeouts.
- Has appeared in 81 career major league games, going 1-2, 3.26 ERA (77.1 IP, 28 ER) with 25 walks and 74 strikeouts.
- Recalled from Triple-A Rochester to Minnesota five times in 2015...combined to go 2-1, 1.96 ERA (64.1 IP, 1 ER) with 14 walks and 65 strikeouts in 59 games between both levels.

| RECENT APPEARANCES |     |     |   |   |    |    |    |    |
|--------------------|-----|-----|---|---|----|----|----|----|
| DATE               | DEC | IP  | H | R | ER | HR | BB | SO |
| 5/24 vs. KC        | ND  | 1.1 | 1 | 0 | 0  | 0  | 0  | 1  |
| 5/22 vs. TOR       | ND  | 1.1 | 0 | 0 | 0  | 0  | 0  | 3  |
| 5/20 vs. TOR       | ND  | 1.0 | 1 | 1 | 1  | 1  | 0  | 2  |
| 5/18 at DET        | ND  | 1.0 | 0 | 0 | 0  | 0  | 0  | 1  |
| 5/17 at DET        | L2  | 0.1 | 3 | 3 | 3  | 0  | 0  | 1  |
| 5/14 at CLE        | ND  | 1.0 | 0 | 0 | 0  | 0  | 0  | 2  |
| 5/11 vs. BAL       | ND  | 1.1 | 2 | 0 | 0  | 0  | 0  | 2  |
| 5/7 at CWS         | ND  | 0.1 | 0 | 0 | 0  | 0  | 0  | 1  |
| 5/6 at CWS         | ND  | 1.2 | 2 | 2 | 2  | 0  | 0  | 0  |

2016 BULLPEN INFO

| PITCHER  | 1st Batter Faced |    |    |      |        |     |        | LAST RELIEF APPEARANCE | LAST WIN       | LAST SAVE | LAST LOSS       |                |                 |
|----------|------------------|----|----|------|--------|-----|--------|------------------------|----------------|-----------|-----------------|----------------|-----------------|
|          | H/AB             | BB | K  | AVG  | SV/OPP | HLD | IR/IRS |                        |                |           |                 |                |                 |
| Abad     | 5/20             | 3  | 3  | .250 | 0/0    | 4   | 20/6   | 30.0%                  | 5/29/16 at SEA | H         | 5/21/16 vs. TOR | .....          | 5/15/05 vs. CWS |
| Boshers  | 0/1              | 0  | 0  | .000 | 0/0    | 1   | 0/0    | ...                    | 5/28/16 at SEA | H         | .....           | .....          | .....           |
| Jepsen   | 5/20             | 2  | 5  | .250 | 6/9    | 1   | 0/0    | ...                    | 5/29/16 at SEA | S         | 4/26/16 vs. CLE | 5/29/16 at SEA | 5/10/16 vs. BAL |
| Kintzler | 3/9              | 0  | 1  | .333 | 0/0    | 0   | 5/0    | 0.0%                   | 5/27/16 at SEA | ND        | 9/16/15 at STL  | .....          | 5/23/15 at ATL  |
| May      | 6/23             | 2  | 8  | .261 | 0/2    | 5   | 15/6   | 40.0%                  | 5/29/16 at SEA | H         | 8/7/15 at CLE   | .....          | 5/13/16 at CLE  |
| Pressly  | 5/21             | 3  | 4  | .238 | 0/1    | 1   | 5/0    | 0.0%                   | 5/28/16 at SEA | W         | 5/28/16 at SEA  | .....          | 5/19/16 vs. TOR |
| Rogers   | 1/7              | 0  | 2  | .143 | 0/0    | 1   | 2/0    | 0.0%                   | 5/28/16 at SEA | ND        | .....           | .....          | .....           |
| Tonkin   | 7/20             | 1  | 7  | .350 | 0/2    | 1   | 12/6   | 50.0%                  | 5/24/16 vs. KC | ND        | 4/17/16 vs. LAA | .....          | 5/17/18 at DET  |
| Others   | 11/26            | 2  | 5  | .423 | 0/1    | 1   | 17/5   | 29.4%                  |                |           |                 |                |                 |
| TEAM     | 43/147           | 13 | 35 | .293 | 6/15   | 15  | 76/23  | 30.3%                  |                |           |                 |                |                 |

The opposition has a .286 (196-for-686) batting-average-against with 29 home runs vs. Twins relievers.



**OSWALDO ARCIA - OF #31**  
 Height: 6-0 Weight: 225 B/T: L/R Age: 25 (5/9/91 in Anaco, VZ)  
 2016 Average: .233 Streak: 2g, .500 (3-6), 2 2B, HBP, 2 runs Series at SEA: --  
 Roadtrip: -- HR (4): Solo (2), 2-run (2)

- ⊕ Hitting .269 (14-for-52) at home on the year compared to .161 (5-for-31) on the road.
- ⊕ Hit first career walk-off HR with solo shot in the 9th, 4/25 vs. CLE...was Twins first walk-off HR of 2016...was second career walk-off hit, other coming 4/17/16 vs. LAA (1B).
- ⊕ Hit 40th home run of his career with 2-run shot 5/6 at CWS.
- ⊕ Had first walk-off hit of 2016 with a single in the 12th inning, 4/17 vs. LAA
- ⊕ Third straight, Opening Day roster, after hitting .200 (11-for-55) with three doubles, two home runs, six RBI and six runs scored in 25 spring games.
- ⊕ Split 2015 between Triple-A Rochester and Minnesota, combining to hit .212 (72-for-340) with 13 doubles, 14 home runs and 49 RBI in 98 games.
- ⊕ Ranked third on Red Wings in home runs last season (12), despite 79 games played.

**JUAN CENTENO - C #37**  
 Height: 5-9 Weight: 195 B/T: L/R Age: 26 (11/16/89 in Arecibo, PR)  
 2016 Average: .242 Streak: 1g, .250 (1-4), 2B, RBI Series at SEA: .143 (1-7), 2B, RBI  
 Roadtrip: .143 (1-7), 2B, RBI HR (1): 2-run (1)

- ⊕ First career HR with 2-run shot 5/14 at CLE off Kluber.
- ⊕ Had contract selected by the Twins prior to 5/6 game vs. CWS...was hitting .245 (12-for-49) at Triple-A Rochester prior to joining Twins.
- ⊕ Hit .375 (9-for-24) in 19 games this spring, with a home run, 2 runs scored and 8 RBI.
- ⊕ Signed by the Twins as minor league free agent November 30, 2015.
- ⊕ Played in 10 games (5 starts) for the Brewers last season.

**BRIAN DOZIER - 2B #2**  
 Height: 5-11 Weight: 198 B/T: R/R Age: 29 (5/15/87 in Tupelo, MS)  
 2016 Average: .204 Streak: 4g, .250 (4-16), 2B, HR, 2 RBI, 3 r Series at SEA: .250 (3-12), 2B, RBI, 2 runs  
 Roadtrip: .250 (3-12), 2B, RBI, HBP, SB, 2 runs HR (5): Solo (3), 3-run (2)

- ⊕ Career average of .293 (12-for-41) with 4 2B, 2 HR, 5 RBI in 11 games at the Coliseum.
- ⊕ Led MLB second basemen in home runs (28), runs (101), XBH (71) and games (157) in 2015...was second in RBI (77) and walks (61), and third in doubles (39).
- ⊕ Leads Twins in games (357), hits (327), runs (233), HR (56) and walks (167) since 2014...5th in baseball in runs scored in same span.
- ⊕ Scored 100-plus runs in consecutive seasons (112 in 2014 and 101 in 2015), becoming third Twin to score 100 runs in consecutive seasons (Knoblauch, 95-97 & Oliva, 64-65).
- ⊕ Leads baseball in innings played at second base since start of 2013.
- ⊕ Twins 8th round pick in 2009 Draft enters his 8th professional season.
- ⊕ Ranks third on Twins all-time list in leadoff home runs (13), trailing Jacque Jones (20) and Chuck Knoblauch (14)...last leadoff HR came July 30, 2015 at SEA off Happ.

**EDUARDO ESCOBAR - INF #5**  
 Height: 5-10 Weight: 185 B/T: S/R Age: 27 (1/5/89 in Villa de Cura, VZ)  
 2016 Average: .252 Streak: 0-for-last-5 Series at SEA: .100 (1-10)  
 Roadtrip: .100 (1-10) HR (0): --

- ⊕ 15-for-45 (.333) lifetime vs. the A's.
- ⊕ Hitting .197 (13-for-66) on the road in 2016.
- ⊕ Reinstated from DL prior to 5/23 game...hitting .318 (7-for-22) in five games since return...hit .364 (4-for-11) in three rehab games with Single-A Ft. Myers.
- ⊕ Hitting .346 (9-for-26) as a righty vs. .226 (21-for-93) as a lefty.
- ⊕ Hit .286 (53-for-185) with 18 doubles, eight home runs and 27 RBI in final 56 games of 2015, ranking in top five among AL shortstops in all aforementioned categories.
- ⊕ Set career-highs last season in home runs (12), RBI (58) and walks (28).
- ⊕ Recorded 30-plus doubles in consecutive seasons (35 in 2014 and 31 in 2015), becoming first Twins switch hitter to ever to do so in consecutive seasons.
- ⊕ Scored in 12 straight games 8/20-9/3/15, tied for third longest streak in Twins history.

**ROBBIE GROSSMAN - OF #36**  
 Height: 6-0 Weight: 215 B/T: S/L Age: 26 (9/16/89 in San Diego, CA)  
 2016 Average: .357 Streak: 1g, .250 (1-4), HR, 2 RBI, run Series at SEA: .200 (2-10), 2B, HR, 4 RBI  
 Roadtrip: .200 (2-10), 2B, HR, 4 RBI, 2 BB, run HR (2): Solo (2)

- ⊕ Made Twins debut 5/20 vs. TOR...since that date he leads the Twins in doubles (3) and RBI (8), tied for lead in walks (6), and is third in average (.357), runs (6) and hits (10).
- ⊕ Has a hit in 6 of 9 games with Twins in 2016.
- ⊕ Contract selected prior to 5/19 game (Rosario optioned).
- ⊕ Has a career average of .245 (169-for-690) with 33 doubles, 2 triples, 12 home runs, 69 RBI and 15 stolen bases in 198 games with Houston (2012-15) and Minnesota (2016).
- ⊕ Began the season with Triple-A Columbus (Cleveland) and hit .256 (31-for-121) with 5 doubles, 6 HR and 21 RBI in 35 games...opted out of his minor league contract May 16...signed by the Twins to a minor league contract May 16 and reported to Triple-A Rochester.
- ⊕ Played in one game for Triple-A Rochester before having contract selected.

**JOE MAUER - 1B #7**  
 Height: 6-5 Weight: 225 B/T: L/R Age: 33 (4/19/83 in St. Paul, MN)  
 2016 Average: .286 Streak: 6g, .440 (11-25), 3 HR, 5 RBI, 2 BB Series at SEA: .417 (5-12), 3 HR, 5 RBI  
 Roadtrip: .417 (5-12), 3 HR, 5 RBI HR (6): Solo (5), 2-run (1)

- ⊕ Has 1,747 career hits, needs 2 hits to tie Kent Hrbek (1,749) for 4th on Twins all-time hit list...passed Killebrew for 5th with single 4/18 vs. MIL.
- ⊕ Hit a HR in 3 straight games 5/27-29 at SEA...2nd time with HR in three straight in his career, also May 23-25, 2009.
- ⊕ Has four multi-hit games in his last six games...leads Twins with 11 multi-hit games.
- ⊕ Ranks tied 3rd in the AL in walks (30), behind Jose Bautista (39) and Mike Trout (32).
- ⊕ Ranks 7th on the Twins all-time RBI list at 773...passed Gary Gaetti (758) for sole possession of 7th on 4/20...needs 19 to tie Hunter (792) for 6th.
- ⊕ Reached base safely in first 28 games to start the season, snapped with 0-for-4 5/6 at CWS...reached base safely in 43 straight games 8/7-9/24/15, setting club record.
- ⊕ Hit .352 (44-for-125) with RISP last season, the 4th highest in AL and 11th best in MLB.
- ⊕ Entered season with most MLB service time among Twins (12 years) and entered as one of four players in baseball with 12-plus seasons with just one single team (David Wright - NYM, Ryan Howard - PHI, Yadier Molina - STL).
- ⊕ Ranks on Twins all-time list (since 1961): 2nd in 2B (349), 3rd in average (.312) and BB (773), 5th in hits (1747), 6th in games (1504), runs (835), total bases (2521), and 7th in RBI (773).

**EDUARDO NUNEZ - INF #9**  
 Height: 6-0 Weight: 193 B/T: R/R Age: 28 (6/15/87 in Santo Domingo, DR)  
 2016 Average: .338 Streak: 5g, .500 (12-24), 2B, 2 HR, 3 RBI Series at SEA: .571 (8-14), HR, RBI, 4 r  
 Roadtrip: .571 (8-14), HR, RBI, SB, 4 runs HR (5): Solo (4), 3-run (1)

- ⊕ Collected third 4-hit game 5/28...first Twin since 2012 to have 4-or-more 4+ hit games.
- ⊕ Over his last 35 games is hitting .324 (47-for-145) with 9 2B, 3B, 5 HR, 19 RBI, 7 SB, 21 r.
- ⊕ His .373 average in April was highest by a Twin since Lew Ford hit .419 in 2004.
- ⊕ Has reached base safely 59 times (51 hits, 3 HBP, 5 BB) in his 35 starts this season.
- ⊕ Leads Twins in batting average (.338) and hits (51), and is 2nd in SB (8).
- ⊕ Fifth career Opening Day roster, second with Minnesota, hitting .250 (13-for-52) with a triple and six runs scored in 23 spring games.
- ⊕ Ranked fifth on Twins in stolen bases (7) in 2015, despite playing just 72 games.

**BYUNG HO PARK - 1B/DH #52**  
 Height: 6-1 Weight: 220 B/T: R/R Age: 29 (7/10/86 in Seoul, South Korea)  
 2016 Average: .214 Streak: 0-for-last-9, BB, run Series at SEA: .125 (1-11), RBI, HBP, BB  
 Roadtrip: .125 (1-11), RBI, HBP, BB, run HR (9): Solo (8), 2-run (1)

- ⊕ Hit 8th and 9th home runs 5/14 at CLE, his first career multi-homer game...leads AL rookies and is second among MLB rookies (COL's Story - 14) with 9 home runs.
- ⊕ Is first Twin to ever hit 9 HR in his first 29 games to start a season (Cordova 8 in 1995).
- ⊕ Hit 2nd HR in 8th 4/16 vs. LAA...462 feet to CF 5th longest in Target Field history.
- ⊕ Made MLB debut 4/4, going 1-for-3 with his first hit being a single to center off Tyler Wilson...hit .259 (15-for-58) with 3 2B, 3 HR, 13 RBI in 20 spring games.
- ⊕ Signed 4-year contract with the Twins 12/1/15.
- ⊕ Led KBO in home runs (53), total bases (377) and RBI (146), including setting a league record for RBI...ranked second in runs (129) and slugging percentage (.714).
- ⊕ Hit .324 (320-for-987) with 51 doubles, 105 HR and 270 RBI in last two seasons combined in KBO...53 home runs in 2015 and 52 in 2014.

**TREVOR PLOUFFE - 3B #24**  
 Height: 6-2 Weight: 216 B/T: R/R Age: 29 (6/15/86 in West Hills, CA)  
 2016 Average: .248 Streak: 0-for-last-7 Series at SEA: .000 (0-2)  
 Roadtrip: .000 (0-2) HR (3): Solo (2), 2-run (1)

- ⊕ Left 5/27 game at SEA with a mild MCL sprain in his right knee.
- ⊕ Reinstated from DL prior to 5/3 game...hit .125 (1-for-8) in 2 rehab games with Ft. Myers.
- ⊕ Hit 3rd HR of 2016 with game tying 2-run HR 5/10 vs. BAL.
- ⊕ Leads Twins in RBI (284) since 2012...leads Twins in doubles (81), 8th in AL since 2014.
- ⊕ Fifth straight, Opening Day roster in 2016, after hitting .385 (20-for-52) with 3 2B, 4 HR, 14 RBI and 9 runs in 18 spring games...Opening Day 3B for fourth straight season.
- ⊕ Hit 20-plus home runs in 2012 (24) and 2015 (22), one of three Twins 3B to hit 20-plus home runs in multiple seasons (Koskie, twice & Gaetti, 6 times).
- ⊕ Hit .316 (43-for-136) with RISP in 2015, 15th best in the AL...set career-highs in 2015 in hits (140), RBI (86), runs scored (74), games (152), at-bats (573) and triples (4)...led Twins in RBI, 2nd in doubles (35) & 3rd in games and hits.
- ⊕ Drafted 20th overall by Twins in 2004, two picks ahead of Glen Perkins (Twins) and three ahead of Phil Hughes (Yankees).

**MIGUEL SANDO - OF #22**  
 Height: 6-4 Weight: 262 B/T: R/R Age: 23 (5/11/93 in S. Pedro de Macoris, DR)  
 2016 Average: .236 Streak: 4g, .429 (6-14), 4 HR, 7 RBI, 6 r Series at SEA: .455 (5-11), 3 HR, 5 RBI  
 Roadtrip: .455 (5-11), 3 HR, 5 RBI, 3 BB, 4 runs HR (11): Solo (9), 2-run (2)

- ⊕ Has homered in 4 straight games for first time in his career.
- ⊕ 8 of 11 HR have come on the road...11 HR tied 9th in the AL.
- ⊕ Career .236 (57-for-242) with 8 2B, 16 HR, 41 RBI in 66 games on the road...compared to .280 (59-for-211) with 16 doubles, 13 HR, 37 RBI in 62 games at Target Field.
- ⊕ Hit first career walk-off hit with RBI single in 9th, 4/26 vs. CLE.
- ⊕ Combined to hit .271 (141-for-520) with 35 doubles, 33 home runs, 100 RBI and 91 walks in 146 games between Chattanooga and Minnesota.
- ⊕ Hit 18 home runs last season, fifth most among rookies in baseball...18 were most for Twins rookie since Marty Cordova hit 24 HR in 1995.
- ⊕ Given Calvin R. Griffith Award for Most Valuable Twin and Bill Boni Award for Twins Outstanding Rookie...2nd Twins rookie to ever win both awards (Tony Oliva in 1964).
- ⊕ Finished 3rd in AL Rookie of Year voting, behind Carlos Correa and Francisco Lindor.
- ⊕ Hit 96 HR between four levels of Twins organization 2013-15 (avg 32 per season).
- ⊕ Named AL Rookie of the Month in August after hitting 9 HR (1st among AL rookies) with 26 RBI (1st), 18 runs (T1st), 7 doubles (T3rd), 16 walks (1st), 27 hits (T5th)...9 HR were 16th in AL in August among all players...26 RBI were 3rd.

**DANNY SANTANA - INF/OF #39**  
 Height: 5-11 Weight: 185 B/T: S/R Age: 25 (11/7/90 in Monte Plata, DR)  
 2016 Average: .248 Streak: 0-for-last-4 Series at SEA: .182 (2-11), 2B, BB, run  
 Roadtrip: .182 (2-11), 2B, BB, run HR (1): Solo (1)

- ⊕ Since 5/10 is hitting .254 (16-for-63) with 4 2B, 3B, 7 RBI, 5 SB, 9 runs in 18 games...all 18 games were starts as centerfielder.
- ⊕ Hitting .257 (28-for-109) with 6 2B, 3B, HR, 10 RBI and 9 stolen bases in 30 games since return from the DL 4/25.
- ⊕ Missed 14 games due to a right hamstring strain...played in three rehab games with Single-A Ft. Myers hitting .200 (2-for-10), HR.
- ⊕ Made second career Opening Day roster, hitting .391 (25-for-64) with 7 XBH in 21 spring games...played games in CF, SS, 2B, 3B, RF and LF.
- ⊕ Split 2015 between Triple-A Rochester and Minnesota, combining to hit .254 (105-for-413) with 20 doubles, nine triples, 36 RBI and 54 runs scored in 126 games.

**KURT SUZUKI - C #8**  
 Height: 5-11 Weight: 203 B/T: R/R Age: 32 (10/4/83 in Wailuku, HI)  
 2016 Average: .200 Streak: 0-for-last-12 Series at SEA: .000 (0-5)  
 Roadtrip: .000 (0-5) HR (1): 2-run (1)

- ⊕ Former Athletic has a lifetime average of .250 (321-for-1282) with 64 2B, 36 HR, 178 RBI in 370 games at the Coliseum...career .128 (5-for-39) against the A's.
- ⊕ Hit first home run of 2016 with a 2-run shot in the 2nd inning 5/16 at DET.
- ⊕ Made eighth career Opening Day roster (3rd with Twins), hitting .310 (9-for-29) with 2B, 4 HR, 5 RBI and 8 runs in 13 spring games.
- ⊕ Hit .290 (36-for-124) with RISP in 2015...308 (16-for-52) with RISP and 2 outs.
- ⊕ Hit .264 (234-for-885) with 51 2B, 8 HR and 111 RBI in 262 games with Twins in 2014-15.
- ⊕ Entered 2016 fifth among all actives in baseball in games caught (1,053).
- ⊕ One of 40 Hawaii natives to play in MLB, 3rd on that list in games trailing Mike Lum & Victorino.

| PLAYER   | MULTI-HIT GAMES |    |    |    |       | MULTI-RBI GAMES |      |      |       |       | LAST HOME RUN HIT |         |     |               |     | LAST GRAND SLAM |         |      |        |
|----------|-----------------|----|----|----|-------|-----------------|------|------|-------|-------|-------------------|---------|-----|---------------|-----|-----------------|---------|------|--------|
|          | 2H              | 3H | 4H | 5H | TOTAL | 2RBI            | 3RBI | 4RBI | 5+RBI | TOTAL | DATE              | OPP.    | ON  | PITCHER       | AB  | SINCE           | DATE    | OPP. | CAREER |
| Arcia    | 5               | 1  | 0  | 0  | 6     | 4               | 0    | 0    | 0     | 4     | 5/6/16            | at CWS  | 1   | Latos         | 26  | 6/5/14          | vs. MIL | 1    |        |
| Centeno  | 3               | 0  | 0  | 0  | 3     | 1               | 0    | 0    | 0     | 1     | 5/14/16           | at CLE  | 1   | Kluber        | 24  | ....            | ....    | 0    |        |
| Dozier   | 5               | 2  | 0  | 0  | 7     | 1               | 2    | 0    | 0     | 3     | 5/25/16           | vs. KC  | 0   | Gee           | 15  | ....            | ....    | 0    |        |
| Escobar  | 5               | 2  | 0  | 0  | 7     | 1               | 0    | 0    | 0     | 1     | 9/26/15           | at DET  | 1   | Lobstein      | 136 | ....            | ....    | 0    |        |
| Grossman | 2               | 1  | 0  | 0  | 3     | 2               | 1    | 0    | 0     | 3     | 5/29/16           | at SEA  | 0   | Walker        | 3   | ....            | ....    | 0    |        |
| Mauer    | 11              | 3  | 0  | 0  | 14    | 2               | 0    | 0    | 0     | 2     | 5/29/16           | at SEA  | 0   | Walker        | 2   | 9/1/12          | at KC   | 3    |        |
| Nunez    | 10              | 2  | 3  | 0  | 15    | 4               | 1    | 0    | 0     | 5     | 5/28/16           | at SEA  | 0   | Miley         | 6   | ....            | ....    | 0    |        |
| Park     | 7               | 0  | 0  | 0  | 7     | 2               | 1    | 0    | 0     | 3     | 5/13/16(2)        | at CLE  | 0/1 | Tomlin/Tomlin | 44  | ....            | ....    | 0    |        |
| Plouffe  | 6               | 3  | 0  | 0  | 9     | 2               | 1    | 0    | 0     | 3     | 5/10/16           | vs. BAL | 1   | Gausman       | 48  | 7/17/15         | at OAK  | 2    |        |
| Sano     | 10              | 1  | 0  | 0  | 11    | 3               | 1    | 0    | 0     | 4     | 5/29/16           | at SEA  | 0   | Walker        | 1   | ....            | ....    | 0    |        |
| Santana  | 5               | 2  | 0  | 0  | 7     | 1               | 0    | 0    | 0     | 1     | 5/3/16            | at HOU  | 0   | McHugh        | 74  | ....            | ....    | 0    |        |
| Suzuki   | 7               | 0  | 0  | 0  | 7     | 2               | 0    | 0    | 0     | 2     | 5/16/16           | at DET  | 1   | Zimmermann    | 24  | 9/10/07         | at SEA  | 1    |        |

| TWINS HITTERS VS. Oakland Athletics |      |    |   |    |     |        |     |     |     |     |
|-------------------------------------|------|----|---|----|-----|--------|-----|-----|-----|-----|
| PLAYER                              | 2016 |    |   |    |     | CAREER |     |     |     |     |
|                                     | AVG. | AB | H | HR | RBI | AVG.   | AB  | H   | HR  | RBI |
| Arcia                               | ...  | 0  | 0 | 0  | 0   | .343   | 35  | 12  | 4   | 10  |
| Centeno                             | ...  | 0  | 0 | 0  | 0   | ...    | 0   | 0   | 0   | 0   |
| Dozier                              | ...  | 0  | 0 | 0  | 0   | .229   | 96  | 22  | 5   | 15  |
| Escobar                             | ...  | 0  | 0 | 0  | 0   | .333   | 45  | 15  | 1   | 8   |
| Grossman                            | ...  | 0  | 0 | 0  | 0   | .216   | 74  | 16  | 1   | 7   |
| Mauer                               | ...  | 0  | 0 | 0  | 0   | .313   | 265 | 83  | 2   | 23  |
| Nunez                               | ...  | 0  | 0 | 0  | 0   | .259   | 58  | 15  | 0   | 7   |
| Park                                | ...  | 0  | 0 | 0  | 0   | ...    | 0   | 0   | 0   | 0   |
| Plouffe                             | ...  | 0  | 0 | 0  | 0   | .189   | 127 | 24  | 3   | 19  |
| Sano                                | ...  | 0  | 0 | 0  | 0   | 0.000  | 6   | 0   | 0   | 1   |
| Santana                             | ...  | 0  | 0 | 0  | 0   | .282   | 39  | 11  | 0   | 1   |
| Suzuki                              | ...  | 0  | 0 | 0  | 0   | .128   | 39  | 5   | 0   | 3   |
| Others                              | ...  | 0  | 0 | 0  | 0   | ...    | ... | ... | ... | ... |
| TEAM                                | ...  | 0  | 0 | 0  | 0   | ...    | ... | ... | ... | ... |

| TWINS BATTING INFO |              |         |        |     |      |                        |
|--------------------|--------------|---------|--------|-----|------|------------------------|
| PLAYER             | SEASON-HIGHS |         |        | GW  | BUNT | SEASON-HIGH HIT-STREAK |
|                    | H            | HR      | RBI    | RBI | HITS |                        |
| Arcia              | 3            | 1 (4x)  | 2 (4x) | 3   | --   | 3, 2x, last 4/27-5/1   |
| Centeno            | 2 (3x)       | 1       | 2      | 1   | --   | 4, 5/8-15              |
| Dozier             | 3 (2x)       | 1 (5x)  | 3 (2x) | --  | 1    | 6, 4/16-22             |
| Escobar            | 3 (2x)       | --      | 2      | 1   | --   | 5, 2x, last 4/26-5/2   |
| Grossman           | 3            | 1 (2x)  | 3      | 1   | --   | 2, 5/20-21             |
| Mauer              | 3 (3x)       | 1 (6x)  | 2 (2x) | --  | --   | 9, 4/9-18              |
| Nunez              | 4 (3x)       | 1 (4x)  | 3      | 1   | 1    | 9, 4/27-5/10           |
| Park               | 2 (7x)       | 2       | 2 (2x) | 2   | --   | 6, 4/30-5/6            |
| Plouffe            | 3 (3x)       | 1 (3x)  | 3      | --  | --   | 4, 5/7-11              |
| Sano               | 3            | 1 (11x) | 3      | 3   | --   | 6, 4/17-22             |
| Santana            | 3 (2x)       | 1       | 2      | --  | 5    | 4, 3x, last 5/19-22    |
| Suzuki             | 2 (8x)       | 1       | 2 (2x) | --  | --   | 3, 4/26-29             |
| Others             | ...          | ...     | ...    | 3   | 1    | ...                    |
| TOTALS             | ...          | ...     | ...    | 15  | 8    | ...                    |

| TWINS BULLPEN VS. Oakland Athletics |      |   |   |     |        |   |    |    |     |     |     |      |      |     |     |
|-------------------------------------|------|---|---|-----|--------|---|----|----|-----|-----|-----|------|------|-----|-----|
| PITCHER                             | 2016 |   |   |     | CAREER |   |    |    | W   | L   | S   | ERA  |      |     |     |
|                                     | W    | L | S | ERA | IP     | H | ER | IP |     |     |     |      | H    | ER  |     |
| Abad                                | 0    | 0 | 0 | ... | 0.0    | 0 | 0  | 0  | 0   | 0   | 0   | 0    | 0    | 0   | 0   |
| Boshers                             | 0    | 0 | 0 | ... | 0.0    | 0 | 0  | 0  | 0   | 0   | 0   | 4.50 | 2.0  | 2   | 1   |
| Jepsen                              | 0    | 0 | 0 | ... | 0.0    | 0 | 0  | 0  | 1   | 4   | 1   | 6.82 | 33.0 | 41  | 25  |
| Kintzler                            | 0    | 0 | 0 | ... | 0.0    | 0 | 0  | 0  | 0   | 0   | 0   | 0.00 | 0.1  | 1   | 0   |
| May                                 | 0    | 0 | 0 | ... | 0.0    | 0 | 0  | 0  | 0   | 2   | 0   | 9.35 | 8.2  | 10  | 9   |
| Pressly                             | 0    | 0 | 0 | ... | 0.0    | 0 | 0  | 0  | 0   | 0   | 0   | 6.43 | 7.0  | 8   | 5   |
| Rogers                              | 0    | 0 | 0 | ... | 0.0    | 0 | 0  | 0  | 0   | 0   | 0   | ...  | 0.0  | 0   | 0   |
| Tonkin                              | 0    | 0 | 0 | ... | 0.0    | 0 | 0  | 0  | 0   | 0   | 0   | 6.23 | 4.1  | 3   | 3   |
| Others                              | 0    | 0 | 0 | ... | 0.0    | 0 | 0  | 0  | ... | ... | ... | ...  | ...  | ... | ... |
| TEAM                                | 0    | 0 | 0 | ... | 0.0    | 0 | 0  | 0  | ... | ... | ... | ...  | ...  | ... | ... |

| TWINS MONTHLY BREAKDOWN |         |     |     |     |    |          |       |     |    |     |      |  |
|-------------------------|---------|-----|-----|-----|----|----------|-------|-----|----|-----|------|--|
| MONTH                   | BATTING |     |     |     |    | PITCHING |       |     |    |     |      |  |
|                         | AVG     | R   | R/G | H   | HR | W-L      | IP    | H   | BB | K   | ERA  |  |
| APRIL                   | .239    | 80  | 3.3 | 198 | 21 | 7-17     | 215.1 | 219 | 75 | 192 | 3.97 |  |
| MAY                     | .235    | 105 | 4.2 | 198 | 31 | 8-17     | 218.0 | 267 | 65 | 193 | 5.99 |  |
| JUNE                    | --      | --  | --  | --  | -- | --       | --    | --  | -- | --  | --   |  |
| JULY                    | --      | --  | --  | --  | -- | --       | --    | --  | -- | --  | --   |  |
| AUGUST                  | --      | --  | --  | --  | -- | --       | --    | --  | -- | --  | --   |  |
| SEPT/OCT                | --      | --  | --  | --  | -- | --       | --    | --  | -- | --  | --   |  |

| PITCHING BREAKDOWN |    |    |   |      |       |     |     |     |    |     |     |  |
|--------------------|----|----|---|------|-------|-----|-----|-----|----|-----|-----|--|
|                    | W  | L  | S | ERA  | IP    | H   | R   | ER  | HR | BB  | SO  |  |
| Starters           | 8  | 22 |   | 5.29 | 260.1 | 290 | 168 | 153 | 39 | 84  | 214 |  |
| Relievers          | 7  | 12 | 6 | 4.53 | 173.0 | 196 | 91  | 87  | 29 | 56  | 171 |  |
| TOTALS             | 15 | 34 | 6 | 4.98 | 433.1 | 486 | 259 | 240 | 68 | 140 | 385 |  |

| RECORD WHEN... |         |          |
|----------------|---------|----------|
| Runs           | Scoring | Allowing |
| 0              | 0- 3    | 0- 0     |
| 1              | 0- 5    | 2- 0     |
| 2              | 1- 8    | 2- 1     |
| 3              | 1- 5    | 3- 6     |
| 4              | 1- 6    | 4- 6     |
| 5              | 4- 5    | 3- 1     |
| 6              | 5- 1    | 0- 6     |
| 7              | 2- 0    | 1- 5     |
| 8              | 1- 1    | 0- 1     |
| 9              | 0- 0    | 0- 3     |
| 10+            | 0- 0    | 0- 5     |
| Totals         | 15- 34  | 15- 34   |

| TWINS/OPPONENTS SCORING BY INNINGS |    |    |    |    |    |    |    |    |    |       |       |
|------------------------------------|----|----|----|----|----|----|----|----|----|-------|-------|
|                                    | 1  | 2  | 3  | 4  | 5  | 6  | 7  | 8  | 9  | X-TRA | TOTAL |
| TWINS                              | 24 | 20 | 19 | 25 | 25 | 20 | 16 | 23 | 11 | 2     | 185   |
| OPPONENTS                          | 42 | 26 | 26 | 34 | 31 | 26 | 30 | 21 | 19 | 4     | 259   |

| HOME RUNS BY POSITION |    |    |    |    |    |    |    |    |    |       |
|-----------------------|----|----|----|----|----|----|----|----|----|-------|
| C                     | 1B | 2B | 3B | SS | LF | CF | RF | DH | PH | TOTAL |
| 2                     | 8  | 6  | 6  | 2  | 7  | 2  | 11 | 7  | 1  | 52    |

| TWINS EJECTIONS     |                      |                 |                           |
|---------------------|----------------------|-----------------|---------------------------|
| DATE                | PLAYER/MANAGER/COACH | UMPIRE          | REASON                    |
| 4/10 at Kansas City | Miguel Sano          | John Hirschbeck | Arguing Balls and Strikes |
| 5/2 at Houston      | John Ryan Murphy     | Jerry Layne     | Arguing Balls and Strikes |
| 5/4 at Houston      | Ryan Pressly         | Scott Barry     | Arguing Balls and Strikes |
| 5/4 at Houston      | Paul Molitor         | Scott Barry     | Arguing Balls and Strikes |
| 5 ejections in 2015 |                      |                 |                           |

| TWINS HOME RUN DATA                    |  |
|--|--|
| <b>MULTI-HOMER GAME (5 in 2015)</b>    |  |
| • Park, 5/13 at CLF                    |  |
| <b>BACK-TO-BACK (2 in 2015)</b>        |  |
| • Arcia/Park, 4/16 vs. LAA             |  |
| <b>GRAND SLAM (3 in 2015)</b>          |  |
| • --                                   |  |
| <b>WALK-OFF (4 in 2015)</b>            |  |
| • Arcia, 4/25 vs. CLF                  |  |
| <b>INSIDE-THE-PARK (0 in 2015)</b>     |  |
| • --                                   |  |
| <b>RUNNERS ON</b>                      |  |
| • Solo - 39 // 2-run - 10 // 3-run - 3 |  |

| STARTS BY POSITION |    |    |    |    |    |    |    |    |    | STARTS BY BATTING ORDER |    |    |    |    |    |    |    |    |
|--------------------|----|----|----|----|----|----|----|----|----|-------------------------|----|----|----|----|----|----|----|----|
|                    | C  | 1B | 2B | SS | 3B | LF | CF | RF | DH | 1                       | 2  | 3  | 4  | 5  | 6  | 7  | 8  | 9  |
| Arcia              |    |    |    |    |    | 14 |    |    | 9  |                         |    |    |    | 8  | 9  | 6  |    |    |
| Centeno            | 8  |    |    |    |    |    |    |    |    |                         |    |    |    |    |    |    | 8  |    |
| Dozier             |    |    | 41 |    |    |    |    | 1  |    | 14                      | 21 | 2  |    |    | 5  |    |    |    |
| Escobar            |    |    |    | 30 |    |    |    |    |    |                         |    |    |    |    | 10 | 18 | 1  | 1  |
| Grossman           |    |    |    |    | 9  |    |    |    |    |                         |    |    |    | 3  | 5  | 1  |    |    |
| Mauer              |    | 33 |    |    |    |    |    | 12 |    | 8                       | 7  | 30 |    |    |    |    |    |    |
| Nunez              |    |    | 4  | 18 | 13 |    |    |    |    | 16                      | 13 |    |    |    |    | 4  |    | 2  |
| Park               |    | 16 |    |    |    |    |    | 24 |    |                         |    |    | 5  | 16 | 16 | 4  |    |    |
| Plouffe            |    |    |    | 30 |    |    |    |    |    |                         |    | 17 | 13 |    |    |    |    |    |
| Sano               |    |    |    |    | 5  |    |    | 36 | 6  |                         |    | 17 | 27 | 3  |    |    |    |    |
| Santana            |    |    |    |    |    | 1  | 30 | 1  |    | 9                       | 3  |    |    |    |    |    |    | 20 |
| Suzuki             | 30 |    |    |    |    |    |    |    |    |                         |    |    |    |    |    | 1  | 26 | 3  |
| Other              | 11 |    | 4  | 1  | 1  | 26 | 19 | 3  |    | 2                       | 5  |    |    | 6  | 4  | 15 | 14 | 23 |

| TWINS OUTFIELD ASSISTS  |          |
|-------------------------|----------|
| Rosario                 | 2        |
| Arcia                   | 2        |
| Kepler                  | 1        |
| Santana                 | 1        |
| Mastroianni             | 0        |
| Sano                    | 0        |
| Buxton                  | 0        |
| <b>Total</b>            | <b>6</b> |
| 44 team assists in 2015 |          |

| 2016 DISABLED LIST LOG |                                |         |       |          |              |
|------------------------|--------------------------------|---------|-------|----------|--------------|
| PLAYER                 | INJURY                         | DATE ON | RETRO | DATE OFF | GAMES MISSED |
| Danny Santana          | Right Hamstring Strain         | 4/9     |       | 4/25     | 14           |
| Glen Perkins           | Left Posterior Shoulder Strain | 4/13    | 4/11  |          | 42           |
| Trevor Plouffe         | Right Intercostal Strain       | 4/19    | 4/18  | 5/3      | 13           |
| Ervin Santana          | Lower Back Strain              | 4/26    | 4/20  | 5/6      | 14           |
| Kyle Gibson            | Right Shoulder Strain          | 4/26    | 4/23  |          | 31           |
| Eduardo Escobar        | Left Groin Strain              | 5/7     |       | 5/23     | 13           |
| Darin Mastroianni      | Left Oblique Strain            | 5/25    | 5/22  |          | 7            |

BOLD indicates current on DL





**TEAM BATTING:**

|   |   |
|---|---|
| Most At-Bats, Game.....                   | 57, 4/24 at WAS (16 inn.)               |
| Most Runs, Game.....                      | 8, 2x, last 5/16 at DET                 |
| Most Runs, Inning.....                    | 5, 2x, last 3rd inn., 5/28 at SEA       |
| Most Hits, Game.....                      | 14, 2x, last 4/26 vs. CLE               |
| Most Hits, Inning.....                    | 6, 5/16 at DET                          |
| Consecutive Hits.....                     | 4, 2x, last last 4th inning, 5/6 at CWS |
| Consecutive Batters Reached Base.....     | 5, 4/25 5th inning, vs. CLE             |
| Fewest Hits, Game.....                    | 2, 4/23 at WAS                          |
| Most Doubles, Game.....                   | 6, 4/26 vs. CLE                         |
| Most Triples, Game.....                   | 1, multiple times                       |
| Most Home Runs, Game.....                 | 4, 5/13 at CLE                          |
| Grand Slams.....                          |   |
| Most Total Bases, Game.....               | 25, 4/18 vs. MIL (6 inn.)               |
| Most Extra Base Hits, Game.....           | 7, 4/26 vs. CLE                         |
| Most RBI, Game.....                       | 8, 4/21 at MIL                          |
| Most Walks.....                           | 9, 4/21 at MIL                          |
| Most Strikeouts.....                      | 20, 4/24 at WAS (16 inn.)               |
| Most Stolen Bases, Game, Twins.....       | 2, 4x, last 5/16 at DET                 |
| Most Stolen Bases, Game, Opponent.....    | 2, 2x, last 5/23 vs. KC                 |
| Most Caught Stealing, Game.....           | 2, 4/7 at BAL                           |
| Most Ground Into Doubleplay, Game.....    | 3, 5/23 vs. KC                          |
| Left On Base, Twins.....                  | 13, 4/17 vs. LAA (12 inn.)              |
| Left On Base, Twins in Extra Innings..... | 11, 4/10 at KC (10 inn.)                |
| Consecutive Scoreless Innings.....        | 15, 9th inn. 4/8 - 5th inn., 4/10       |

**INDIVIDUAL BATTING:**

|  |   |
|--|---|
| Most At-Bats, Game.....                | 7, 3x, Nunez, Rosario, Sano, 4/24 at WASH (16 inn.) |
| Most Runs, Game.....                   | 2, multiple times                                   |
| Most Runs, Inning.....                 | 1, multiple times                                   |
| Most Hits, Game.....                   | 4, 4x, last Nunez, 5/28 at SEA                      |
| Most Hits, Inning.....                 | 1, multiple times                                   |
| Most Doubles, Game.....                | 2, 5x, last Nunez, 5/4 at HOU                       |
| Most Triples, Game.....                | 1, multiple times                                   |
| Most Home Runs, Game.....              | 2, Park, 5/13 at CLE                                |
| Grand Slams.....                       |   |
| Most Total Bases, Game.....            | 8, Park, 5/13 at CLE                                |
| Most Extra Base Hits, Game.....        | 2, multiple times                                   |
| Most RBI, Game.....                    | 3, 5x, last Nunez, 5/21 vs. TOR                     |
| Most Walks, Game.....                  | 3, 2x, last Sano, 4/21 at MIL                       |
| Most Strikeouts, Game.....             | 4, 4x, last Buxton, Rosario, Sano, 4/24 at WAS      |
| Longest Hitting-Streak.....            | 9, 2x, last Nunez, 4/4/27-5/10                      |
| Consecutive Hits.....                  | 5, Rosario, 4/21 at MIL - 4/22 at WAS               |
| Consecutive Hitless At-Bats.....       | 21, Park, 5/17-23                                   |
| Most Stolen Bases, Game.....           | 1, multiple times                                   |
| Most Caught Stealing, Game.....        | 1, multiple times                                   |
| Most Ground Into Doubleplay, Game..... | 1, multiple times                                   |

**TEAM PITCHING:**

|                                   |                                     |
|-----------------------------------|-------------------------------------|
| Most Runs Allowed.....            | 16, 5/4 at HOU                      |
| Most Runs, Inning.....            | 8, 1st inning, 5/16 at DET          |
| Most Hits Allowed.....            | 18, 4/29 vs. DET                    |
| Most Hits Allowed, Inning.....    | 8, 7th inning, 5/17 at DET          |
| Consecutive Hits Allowed.....     | 4, 3x, last 7th inning, 5/17 at DET |
| Most Home Runs Allowed, Game..... | 4, 2x, last 5/20 vs. TOR            |
| Most Strikeouts.....              | 12, 4/24 at WAS                     |

**TEAM PITCHING (CONT.):**

|                                       |                                      |
|---------------------------------------|--------------------------------------|
| Most Walks.....                       | 7, 5/4 at HOU                        |
| Fewest Hits Allowed.....              | 4, 4/17 vs. LAA (12 inn.)            |
| Pitchers Used.....                    | 8, 4/24 at WAS                       |
| Consecutive Batters Retired.....      | 14, 8th inning 4/17- 1st inning 4/18 |
| Scoreless Innings Streak.....         | 11, 2nd inning 4/17- 1st inning 4/18 |
| Wild Pitches.....                     | 3, 4/19 vs. MIL                      |
| Most Innings, Game, Relievers.....    | 11.0, 4/24 at WAS (16 inn.)          |
| Most Hits, Game, Relievers.....       | 11, 3x, last 5/16 at DET             |
| Most Runs, Game, Relievers.....       | 10, 5/4 at HOU                       |
| Most Home Runs, Game, Relievers.....  | 3, 2x, last 5/20 vs TOR              |
| Most Walks, Game, Relievers.....      | 5, 5/4 at HOU                        |
| Most Strikeouts, Game, Relievers..... | 11, 4/24 at WAS                      |

**INDIVIDUAL PITCHING:**

|   |  |
|---|--|
| Most Innings, Game, Starter.....        | 8.0, E.Santana, 5/19 vs. TOR (11 inn.) |
| Most Innings, Game, Reliever.....       | 5.1, Dean, 5/16 at DET                 |
| Most Hits, Starter.....                 | 9, 6x, last Duffey, 5/25 vs KC         |
| Most Hits, Reliever.....                | 10, Dean, 5/16 at DET                  |
| Most Runs, Starter.....                 | 7, 3x, last Berrios, 5/16 at DET       |
| Most Runs, Reliever.....                | 4, Pressly, 4/20 at MIL                |
| Most Home Runs, Starter.....            | 3, Hughes, 5/11 vs. BAL                |
| Most Home Runs, Reliever.....           | 2, 4x, last May, 5/17 at DET           |
| Most Walks, Starter.....                | 5, 2x, last Berrios, 5/2 at HOU        |
| Most Walks, Reliever.....               | 3, 2x, last Pressly, 5/7 at CWS        |
| Most Strikeouts, Starter.....           | 9, 2x, last Duffey, 5/8 at CWS         |
| Most Strikeouts, Reliever.....          | 4, multiple times                      |
| Win-Streak.....                         | 2, Jepsen, 4/25-26                     |
| Losing-Streak.....                      | 5, Hughes, 4/23-5/22                   |
| Low-Hit Complete Game.....              | 6, Hughes, 4/18 vs. MIL (6 inn.)       |
| Most Consecutive Scoreless Innings..... | 9.1, Abad, 4/4-25                      |
| Most Consecutive Batters Retired.....   | 13, Hughes, 5/17 at DET                |
| Wild Pitches.....                       | 2, 3x, last Milone, 4/25 vs. CLE       |

**TEAM & INDIVIDUAL FIELDING:**

|  |                                 |
|--|---------------------------------|
| Errors, Game, Team.....                      | 3, 5/18 at DET                  |
| Errors, Game, Individual.....                | 2, 2x, last Nunez, 4/30 vs. DET |
| Errors, Consecutive Games, Team.....         | 4, 2x, last 4/17-20             |
| Errors, Consecutive Games Without, Team..... | 4, 5/14-17                      |
| Doubleplays, Game, Team.....                 | 4, 4/29 vs. DET                 |
| Opponents Doubleplays, Game, Team.....       | 2, multiple times               |

**TEAM MISCELLANEOUS:**

|   |                             |
|---|-----------------------------|
| Longest Winning Streak.....             | 4, 4/15-18                  |
| Longest Losing Streak.....              | 9, 4/4-14                   |
| Longest Game, Innings.....              | 16, 4/24 at WAS             |
| Longest Game, Time (9 Innings).....     | 3:33, 5/1 vs. DET           |
| Longest Game, Time (Extra Innings)..... | 5:56, 4/34 at WAS (16 inn.) |
| Longest Delay.....                      | 2:06, 4/18 vs. MIL (6 inn.) |
| Fastest Game, Time.....                 | 2:19, 5/21 vs. TOR          |
| Largest Margin, Victory.....            | 7, 4/21 at MIL              |
| Largest Margin, Loss.....               | 12, 5/4 at HOU              |
| Largest Home Attendance.....            | 40,638, 4/11 vs. CWS        |
| Home Sellouts.....                      | 4/11 vs. CWS                |
| Times Shut Out.....                     | 3, last 4/23 at WAS         |

**LAST TIME IT HAPPENED**

**FOR THE TWINS**

**HITTING:**

- Hit for the Cycle: Cuddyer, 5/22/09 vs. MIL (10 all-time)
- Grand Slam: Rosario, 9/3/15 vs. CWS (3 as a team in 2015)
- Inside-the-Park Home Run: Suzuki, 5/20/14 at SD (1 as a team in 2014)
- Pinch-Hit Home Run: Rosario, 4/19/16 vs. MIL (1 as a team in 2016)
- Pinch-Hit Grand Slam: LeCroy, (9th inning), 5/19/04 at TOR
- Five-Hit Game: Escobar, 8/22/14 vs. DET
- Six-Hit Game: Puckett, 5/23/91 vs. TEX (2 all-time, both Puckett)
- Two Hits, One Inning: Escobar/Nunez, 2nd inning, 5/25/15 vs. BOS (3 as a team in 2015)
- Two Home Runs, One Inning: Cuddyer, 8/23/09 at KC
- Two-Home Run Game: Park, 5/13/16 at CLE (1 as a team in 2016)
- Three-Home Run Game: Morneau, 7/6/07 at CWS-2 (4 all-time)
- Back-to-Back Home Runs: Mauer/Sano, 5/29 at SEA (3 as a team in 2016)
- Three Consecutive Home Runs: Parmelee/Arcia/Fryer, 8/3/14 at CWS
- Three Home Runs, One Inning: Parmelee/Arcia/Fryer, 8/3/14 at CWS
- Four Home Runs, One Inning: Mack/Puckett/Hrbek/Bush, 5/2/92 at NYY
- Walk-off Home Run: Arcia, 9th inning, 4/25/16 vs. CLE (1 as a team in 2016)
- Leadoff Home Run: Nunez, 5/25/16 vs. KC (2 total in 2016)
- Consecutive Home Runs to Leadoff Game: E. Nunez/B. Dozier, 5/25/16 vs. KC

**PITCHING (complete games only for low-hit games):**

- No-Hitter: Liriano, 5/3/11 at CWS (6 all-time)
- One-Hitter: Baker, 8/31/07 vs. KC (13 all-time)
- Two-Hitter: Albers, 8/12/13 vs. CLE (41 all-time)
- 10+ Innings Pitched: Radke (10.0 innings), 9/21/97 vs. MIL
- 10+ Strikeouts: E. Santana, 9/5/15 at HOU (2 as team in 2015 - both Santana)
- Complete Game Shutout: Albers, 8/12/13 vs. CLE
- Back-to-Back Complete Game Victories: Mays/Silva, 5/19-20/05 vs. TOR/vs. MIL
- Back-to-Back Shutouts: 6/2/13 vs. SEA - 6/4/13 at KC (2 games, 10-0 and 3-0)

**MISCELLANEOUS:**

- Triple Play: Castillo/Morneau/Batista, 5/27/06 vs. SEA (Johjima hitting)
- Position Player Pitching: S. Robinson, 8/8/15 at CLE
- Three-or-more Steals, One Game: D. Mastroianni (3), 7/5/12 at DET
- Steal of Home: C. Thomas, 8/2/13 vs. HOU
- Pure Steal of Home: R. Becker, 9/27/97 at CLE
- Home Run in First ML At-Bat: E. Rosario, 5/6/15 vs. OAK (1st PA, 1st pitch)

**AGAINST THE TWINS**

**HITTING:**

- Hit for the Cycle: Beltre, 8/24/12 at TEX
- Grand Slam: Trout, 9/18/15 vs. LAA (9 allowed in 2015)
- Inside-the-Park Home Run: J. McCann, 4/29/15 vs. DET
- Pinch-Hit Home Run: Bandy, 9/20/15 vs. LAA (2 in 2015)
- Pinch-Hit Grand Slam: Sands, 8/8/15 at CLE (1 in 2015)
- Five-Hit Game: S.Perez, 5/23/16 vs. KC (1 in 2015)
- Six-Hit Game: Segura, 5/28/13 at MIL
- Two Hits, One Inning: T. Thompson, 4th inning (2B, 1B) 9/12/15 at CWS (1 allowed in 2015)
- Two Home Runs, One Inning: Nilsson, 5/17/96 vs. MIL
- Two-Home Run Game: Trout, 9/17/15 vs. LAA (7 allowed in 2015)
- Three-Home Run Game: A. Rodriguez, 7/25/15 vs. NYY (1 allowed in 2015)
- Back-to-Back Home Runs: Bautista/Donaldson, 5/22/16 vs. TOR (5 allowed in 2016)
- Three Consecutive Home Runs: Jones/Castilla/Franco, 6/11/02 vs. ATL
- Three Home Runs, One Inning: Martinez/Infante/Jackson, 9/24/13 vs. DET
- Four Home Runs, One Inning: Everett/O'Leary/Varitek/Burkhart, 7/3/00 vs. BOS
- Walk-off Home Run: C. Heisey, 16th inning, 4/24/16 at WAS (1 allowed in 2016)
- Leadoff Home Run: Bautista, 5/22/16 vs. TOR (4 allowed in 2016)
- Consecutive Home Runs to Leadoff Game: J. Bautista/J. Donaldson, 5/22 vs. TOR

**PITCHING (complete games only for low-hit games):**

- No-Hitter: Weaver, 5/2/12 at LAA (5 all-time)
- One-Hitter: Kluber, 8/14/15 vs. CLE (23 all-time)
- Two-Hitter: Halladay, 5/29/05 at TOR (49 all-time)
- 10+ Innings Pitched: Fernandez (10.0 innings), 10/1/95 at CHC
- 10+ Strikeouts: Roark (15), 4/23/16 at WAS (3 times in 2016)
- Complete Game Shutout: Arrieta, 6/21/15 vs. CHC (2 in 2015)
- Back-to-Back Complete Game Victories: Williams/Weaver, 5/1-2/12 at LAA
- Back-to-Back Shutouts: 4/6/13 - 4/8/2015 (2 games, 0-4 and 0-11)

**MISCELLANEOUS:**

- Triple Play: Donaldson/Rosales/Carter, 8/21/12 at OAK (Plouffe hitting)
- Position Player Pitching: A. Romine, 8/22/14 vs. DET
- Three-or-more Steals, One Game: B. Hamilton, 6/29 at CIN
- Steal of Home: B. Daubach, 4/27/03 at CHC
- Pure Steal of Home: S. Green, 5/26/00 vs. TEX
- Home Run in First ML At-Bat: C. Richard, 7/17/00 vs. STL

**2016 TARGET FIELD WEATHER DELAYS AND POSTPONEMENTS**

| DATE                 | DELAYED/PPD | NOTES   |
|----------------------|-------------|---|
| 4/18 vs. Milwaukee   | Delayed     | Delayed two hours and six minutes in the sixth inning due to rain. Game was called as the Twins won 7-4 in six innings.                                 |
| 4/27 vs. Cleveland   | Delayed     | Delayed 35 minutes before the start of the game due to rain. First pitch was scheduled for 7:10 p.m. and game started at 7:45 p.m.                      |
| 5/9 vs. Baltimore    | Postponed   | Postponed due to inclement weather prior to the start of the game. Game to be made up on July 28, a previously scheduled mutual off day for both clubs. |
| 5/23 vs. Kansas City | Delayed     | Delayed for 41 minutes in the third inning due to rain.   |

\*\* Target Field has experienced 24 delayed games and 13 postponed games in the park's history (since 2010). Longest delay: 3:00. \*\*



| Date   | Opp.         | Score | W/L | Rcd.    | Pos.      | GA/GB | Daily Attendance | Total Hm Att. | Date | Winner/Loser/Save  |
|--|--------------|-------|-----|---------|-----------|-------|------------------|---------------|------|--|
| <b>APRIL (7-17) Batting: .239 (198-for-827) Pitching: 7-17-2, 3.97 ERA (215.1 IP, 95 ER)</b> |              |       |     |         |           |       |                  |               |      |  |
| 4  | -----at BAL  | 2-3   | L   | 0-1     | T4th      | -1.5  | 45,785           |               |      | Britton/Jepsen   |
| 5  | -----OFF DAY |       |     |         |           |       |                  |               |      |  |
| 6  | -----at BAL  | 2-4   | L   | 0-2     | 5th       | -2.0  | 12,622           |               |      | Gallardo/Gibson/Britton                                    |
| 7  | -----at BAL  | 2-4   | L   | 0-3     | 5th       | -2.5  | 11,142           |               |      | Jimenez/Hughes/O'Day                                       |
| 8  | -----at KC   | 3-4   | L   | 0-4     | 5th       | -3.5  | 27,166           |               |      | Soria/Jepsen/Davis   |
| 9  | -----at KC   | 0-7   | L   | 0-5     | 5th       | -3.5  | 31,001           |               |      | Kennedy/Milone   |
| 10   | -----at KC   | ^3-4  | L   | 0-6     | 5th       | -4.5  | 35,317           |               |      | Davis/May  |
| 11   | -----CWS     | 1-4   | L   | 0-7     | 5th       | -5.0  | *40,638          | 40,638        | 1    | Quintana/Gibson/Robertson                                  |
| 12   | -----OFF DAY |       |     |         |           |       |                  |               |      |  |
| 13   | -----CWS     | 0-3   | L   | 0-8     | 5th       | -6.0  | 21,008           | 61,646        | 2    | Rodon/Hughes/Robertson                                     |
| 14   | -----CWS     | 1-3   | L   | 0-9     | 5th       | -7.0  | 19,736           | 81,382        | 3    | Latos/Santana/Robertson                                    |
| 15   | -----LAA     | 5-4   | W   | 1-9     | 5th       | -7.0  | 22,461           | 103,843       | 4    | Fien/Salas/Jepsen  |
| 16   | -----LAA     | 6-4   | W   | 2-9     | 5th       | -6.0  | 27,464           | 131,307       | 5    | Pressly/Smith/Jepsen                                       |
| 17   | -----LAA     | ^3-2  | W   | 3-9     | 5th       | -5.0  | 25,932           | 157,239       | 6    | Tonkin/Rasmus  |
| 18   | -----MIL     | #7-4  | W   | 4-9     | 5th       | -4.5  | 21,078           | 178,317       | 7    | Hughes/Anderson  |
| 19   | -----MIL     | 5-6   | L   | 4-10    | 5th       | -5.5  | 17,597           | 195,914       | 8    | Thornburg/Jepsen/Jeffress                                  |
| 20   | -----at MIL  | 5-10  | L   | 4-11    | 5th       | -6.0  | 21,078           |               |      | Nelson/Pressly   |
| 21   | -----at MIL  | 8-1   | W   | 5-11    | 5th       | -5.5  | 30,107           |               |      | Nolasco/Jungmann   |
| 22   | -----at WAS  | 4-8   | L   | 5-12    | 5th       | -6.5  | 27,684           |               |      | Gonzalez/Gibson  |
| 23   | -----at WAS  | 0-2   | L   | 5-13    | 5th       | -7.0  | 35,974           |               |      | Roark/Hughes/Papelbon                                      |
| 24   | -----at WAS  | ^6-5  | L   | 5-14    | 5th       | -8.0  | 35,397           |               |      | Perez/Tonkin   |
| 25   | -----CLE     | 4-3   | W   | 6-14    | 5th       | -8.0  | 17,503           | 213,417       | 9    | Jepsen/McAllister  |
| 26   | -----CLE     | 6-5   | W   | 7-14    | 5th       | -8.0  | 17,493           | 230,910       | 10   | Jepsen/Allen   |
| 27   | -----CLE     | 5-6   | L   | 7-15    | 5th       | -9.0  | 17,746           | 248,656       | 11   | Tomlin/Berrios/Allen                                       |
| 28   | -----OFF DAY |       |     |         |           |       |                  |               |      |  |
| 29   | -----DET     | 2-9   | L   | 7-16    | 5th       | -8.5  | 23,049           | 271,705       | 12   | Fulmer/Hughes  |
| 30   | -----DET     | 1-4   | L   | 7-17    | 5th       | -9.5  | 31,109           | 302,814       | 13   | Zimmermann/Duffey/Rodriguez                                |
| <b>MAY (8-17) Batting: .235 (198-for-843) Pitching: 8-17-4, 5.99 ERA (218.0 IP, 145 ER)</b>  |              |       |     |         |           |       |                  |               |      |  |
| 1  | -----DET     | 5-6   | L   | 7-18    | 5th       | -10.5 | 24,749           | 327,563       | 14   | Lower/Pressly/Rodriguez                                    |
| 2  | -----at HOU  | 6-2   | W   | 8-18    | 5th       | -10.0 | 18,243           |               |      | Berrios/Keuchel  |
| 3  | -----at HOU  | 4-6   | L   | 8-19    | 5th       | -11.0 | 21,153           |               |      | McHugh/Meyer/Gregerson                                     |
| 4  | -----at HOU  | 4-16  | L   | 8-20    | 5th       | -11.0 | 20,847           |               |      | Feldman/Hughes   |
| 5  | -----OFF DAY |       |     |         |           |       |                  |               |      |  |
| 6  | -----at CWS  | 4-10  | L   | 8-21    | 5th       | -11.5 | 23,054           |               |      | Latos/Nolasco  |
| 7  | -----at CWS  | 2-7   | L   | 8-22    | 5th       | -12.5 | 28,049           |               |      | Sale/E.Santana   |
| 8  | -----at CWS  | 1-3   | L   | 8-23    | 5th       | -13.5 | 23,801           |               |      | Quintana/Duffey/Robertson                                  |
| 9  | -----BAL     |       |     | 5th     | -14.0     |       |                  |               |      | --Postponed, Inclement Weather -- Scheduled makeup 7/28 -- |
| 10   | -----BAL     | 3-5   | L   | 8-24    | 5th       | -14.0 | 21,586           | 349,149       | 15   | O'Day/Jepsen/Britton                                       |
| 11   | -----BAL     | 2-9   | L   | 8-25    | 5th       | -14.0 | 25,094           | 374,243       | 16   | Wilson/Hughes  |
| 12   | -----OFF DAY |       |     |         |           |       |                  |               |      |  |
| 13   | -----at CLE  | 6-7   | L   | 8-26    | 5th       | -15.0 | 17,803           |               |      | McAllister/May/Allen                                       |
| 14   | -----at CLE  | 6-3   | W   | 9-26    | 5th       | -14.0 | 15,428           |               |      | Santana/Kluber   |
| 15   | -----at CLE  | 5-1   | W   | 10-26   | 5th       | -13.0 | 13,236           |               |      | Duffey/Bauer   |
| 16   | -----at DET  | 8-10  | L   | 10-27   | 5th       | -13.5 | 25,925           |               |      | Zimmermann/Dean/Rodriguez                                  |
| 17   | -----at DET  | 2-7   | L   | 10-28   | 5th       | -13.5 | 27,652           |               |      | Ryan/Tonkin  |
| 18   | -----at DET  | 3-6   | L   | 10-29   | 5th       | -13.5 | 29,035           |               |      | Verlander/Nolasco/Rodriguez                                |
| 19   | -----TOR     | ^2-3  | L   | 10-30   | 5th       | -14.5 | 25,435           | 399,678       | 17   | Osuna/Pressly/Biagini                                      |
| 20   | -----TOR     | 3-9   | L   | 10-31   | 5th       | -14.5 | 29,396           | 429,074       | 18   | Sanchez/Duffey   |
| 21   | -----TOR     | 5-3   | W   | 11-31   | 5th       | -13.5 | 30,460           | 459,534       | 19   | Abad/Happ/Jepsen   |
| 22   | -----TOR     | 1-3   | L   | 11-32   | 5th       | -14.5 | 33,421           | 492,955       | 20   | Stroman/Hughes/Osuna                                       |
| 23   | -----KC      | 4-10  | L   | 11-33   | 5th       | -15.0 | 17,886           | 510,841       | 21   | Moylan/Nolasco   |
| 24   | -----KC      | 4-7   | L   | 11-34   | 5th       | -15.0 | 23,541           | 534,382       | 22   | Volquez/Santana/Davis                                      |
| 25   | -----KC      | 7-5   | W   | 12-34   | 5th       | -14.0 | 27,233           | 561,615       | 23   | Duffey/Gee/Jepsen  |
| 26   | -----OFF DAY |       |     |         |           |       |                  |               |      |  |
| 27   | -----at SEA  | 7-2   | W   | 13-34   | 5th       | -13.0 | 40,921           |               |      | Dean/Hernandez   |
| 28   | -----at SEA  | 6-5   | W   | 14-34   | 5th       | -12.5 | 28,309           |               |      | Pressly/Vincent/Jepsen                                     |
| 29   | -----at SEA  | 5-4   | W   | 15-34   | 5th       | -12.0 | 33,748           |               |      | Nolasco/Walker/Jepsen                                      |
| 30   | -----at OAK  |       |     | 3:05 PM | ESPN/TIBN |       |                  |               |      |  |
| 31   | -----at OAK  |       |     | 9:05 PM | FSN/TIBN  |       |                  |               |      |  |

| <b>JUNE (- -) Batting: .--- (- -for -) Pitching: - - - - - ERA (- - IP, - ER)</b> |              |  |  |          |          |  |  |  |  |  |
|---|--------------|--|--|----------|----------|--|--|--|--|--|
| 1   | -----at OAK  |  |  | 2:35 PM  | FSN/TIBN |  |  |  |  |  |
| 2   | -----TB      |  |  | 7:10 PM  | FSN/TIBN |  |  |  |  |  |
| 3   | -----TB      |  |  | 7:10 PM  | FSN/TIBN |  |  |  |  |  |
| 4   | -----TB      |  |  | 3:10 PM  | FS1/TIBN |  |  |  |  |  |
| 5   | -----TB      |  |  | 1:10 PM  | FSN/TIBN |  |  |  |  |  |
| 6   | -----OFF DAY |  |  |          |          |  |  |  |  |  |
| 7   | -----MIA     |  |  | 7:10 PM  | FSN/TIBN |  |  |  |  |  |
| 8   | -----MIA     |  |  | 7:10 PM  | FSN/TIBN |  |  |  |  |  |
| 9   | -----MIA     |  |  | 7:10 PM  | FSN/TIBN |  |  |  |  |  |
| 10  | -----BOS     |  |  | 7:10 PM  | FSN/TIBN |  |  |  |  |  |
| 11  | -----BOS     |  |  | 1:10 PM  | FSN/TIBN |  |  |  |  |  |
| 12  | -----BOS     |  |  | 1:10 PM  | FSN/TIBN |  |  |  |  |  |
| 13  | -----at LAA  |  |  | 9:05 PM  | FSN/TIBN |  |  |  |  |  |
| 14  | -----at LAA  |  |  | 9:05 PM  | FSN/TIBN |  |  |  |  |  |
| 15  | -----at LAA  |  |  | 9:05 PM  | FSN/TIBN |  |  |  |  |  |
| 16  | -----NYY     |  |  | 7:10 PM  | FSN/TIBN |  |  |  |  |  |
| 17  | -----NYY     |  |  | 7:10 PM  | FSN/TIBN |  |  |  |  |  |
| 18  | -----NYY     |  |  | 1:10 PM  | FSN/TIBN |  |  |  |  |  |
| 19  | -----NYY     |  |  | 1:10 PM  | FSN/TIBN |  |  |  |  |  |
| 20  | -----OFF DAY |  |  |          |          |  |  |  |  |  |
| 21  | -----PHI     |  |  | 7:10 PM  | FSN/TIBN |  |  |  |  |  |
| 22  | -----PHI     |  |  | 7:10 PM  | FSN/TIBN |  |  |  |  |  |
| 23  | -----PHI     |  |  | 12:10 PM | FSN/TIBN |  |  |  |  |  |
| 24  | -----at NYY  |  |  | 6:05 PM  | FSN/TIBN |  |  |  |  |  |
| 25  | -----at NYY  |  |  | 12:05 PM | FSN/TIBN |  |  |  |  |  |
| 26  | -----at NYY  |  |  | 12:05 PM | FSN/TIBN |  |  |  |  |  |
| 27  | -----OFF DAY |  |  |          |          |  |  |  |  |  |
| 28  | -----at CWS  |  |  | 7:10 PM  | FSN/TIBN |  |  |  |  |  |
| 29  | -----at CWS  |  |  | 7:10 PM  | FSN/TIBN |  |  |  |  |  |
| 30  | -----at CWS  |  |  | 1:10 PM  | FSN/TIBN |  |  |  |  |  |

| <b>JULY (- -) Batting: .--- (- -for -) Pitching: - - - - - ERA (- - IP, - ER)</b> |                     |  |  |          |          |  |  |  |  |  |
|---|---------------------|--|--|----------|----------|--|--|--|--|--|
| 1   | -----TEX            |  |  | 7:10 PM  | FSN/TIBN |  |  |  |  |  |
| 2   | -----TEX            |  |  | 1:10 PM  | FSN/TIBN |  |  |  |  |  |
| 3   | -----TEX            |  |  | 1:10 PM  | FSN/TIBN |  |  |  |  |  |
| 4   | -----OAK            |  |  | 1:10 PM  | TIBN     |  |  |  |  |  |
| 5   | -----OAK            |  |  | 7:10 PM  | FSN/TIBN |  |  |  |  |  |
| 6   | -----OAK            |  |  | 12:10 PM | TIBN     |  |  |  |  |  |
| 7   | -----at TEX         |  |  | 7:05 PM  | FSN/TIBN |  |  |  |  |  |
| 8   | -----at TEX         |  |  | 7:05 PM  | FSN/TIBN |  |  |  |  |  |
| 9   | -----at TEX         |  |  | 8:05 PM  | FSN/TIBN |  |  |  |  |  |
| 10  | -----at TEX         |  |  | 2:05 PM  | FSN/TIBN |  |  |  |  |  |
| 11  | -----ALL STAR BREAK |  |  |          |          |  |  |  |  |  |
| 12  | -----ALL STAR BREAK |  |  |          |          |  |  |  |  |  |
| 13  | -----ALL STAR BREAK |  |  |          |          |  |  |  |  |  |
| 14  | -----ALL STAR BREAK |  |  |          |          |  |  |  |  |  |
| 15  | -----CLE            |  |  | 7:10 PM  | FSN/TIBN |  |  |  |  |  |
| 16  | -----CLE            |  |  | 6:10 PM  | FSN/TIBN |  |  |  |  |  |
| 17  | -----CLE            |  |  | 1:10 PM  | FSN/TIBN |  |  |  |  |  |
| 18  | -----at DET         |  |  | 6:10 PM  | FSN/TIBN |  |  |  |  |  |
| 19  | -----at DET         |  |  | 6:10 PM  | FSN/TIBN |  |  |  |  |  |
| 20  | -----at DET         |  |  | 12:10 pm | TIBN     |  |  |  |  |  |
| 21  | -----at BOS         |  |  | 6:10 PM  | FSN/TIBN |  |  |  |  |  |
| 22  | -----at BOS         |  |  | 6:10 PM  | FSN/TIBN |  |  |  |  |  |

| Date  | Opp.         | Score | W/L | Rcd.     | Pos.     | GA/GB | Daily Attendance | Total Hm Att. | Date | Winner/Loser/Save |
|---|--------------|-------|-----|----------|----------|-------|------------------|---------------|------|-------------------|
| <b>JULY CONTINUED (- -) Batting: .--- (- -for -) Pitching: - - - - - ERA (- - IP, - ER)</b> |              |       |     |          |          |       |                  |               |      |                   |
| 23  | -----at BOS  |       |     | 6:10 PM  | FSN/TIBN |       |                  |               |      |                   |
| 24  | -----at BOS  |       |     | 12:35 PM | FSN/TIBN |       |                  |               |      |                   |
| 25  | -----OFF DAY |       |     |          |          |       |                  |               |      |                   |
| 26  | -----ATL     |       |     | 7:10 PM  | FSN/TIBN |       |                  |               |      |                   |
| 27  | -----ATL     |       |     | 7:10 PM  | FSN/TIBN |       |                  |               |      |                   |
| 28  | -----BAL##   |       |     | 6:10 PM  | FSN/TIBN |       |                  |               |      |                   |
| 29  | -----CWS     |       |     | 7:10 PM  | FSN/TIBN |       |                  |               |      |                   |
| 30  | -----CWS     |       |     | 6:10 PM  | FSN/TIBN |       |                  |               |      |                   |
| 31  | -----CWS     |       |     | 1:10 PM  | FSN/TIBN |       |                  |               |      |                   |

| <b>AUGUST (- -) Batting: .--- (- -for -) Pitching: - - - - - ERA (- - IP, - ER)</b> |              |  |  |          |          |  |  |  |  |  |
|---|--------------|--|--|----------|----------|--|--|--|--|--|
| 1   | -----at CLE  |  |  | 6:10 PM  | FSN/TIBN |  |  |  |  |  |
| 2   | -----at CLE  |  |  | 6:10 PM  | FSN/TIBN |  |  |  |  |  |
| 3   | -----at CLE  |  |  | 6:10 PM  | FSN/TIBN |  |  |  |  |  |
| 4   | -----at CLE  |  |  | 11:10 AM | TIBN     |  |  |  |  |  |
| 5   | -----at TB   |  |  | 6:10 PM  | FSN/TIBN |  |  |  |  |  |
| 6   | -----at TB   |  |  | 5:10 PM  | FSN/TIBN |  |  |  |  |  |
| 7   | -----at TB   |  |  | 12:10 PM | FSN/TIBN |  |  |  |  |  |
| 8   | -----HOU     |  |  | 7:10 PM  | FSN/TIBN |  |  |  |  |  |
| 9   | -----HOU     |  |  | 7:10 PM  | FSN/TIBN |  |  |  |  |  |
| 10  | -----HOU     |  |  | 7:10 PM  | FSN/TIBN |  |  |  |  |  |
| 11  | -----HOU     |  |  | 12:10 PM | TIBN     |  |  |  |  |  |
| 12  | -----KC      |  |  | 7:10 PM  | FSN/TIBN |  |  |  |  |  |
| 13  | -----KC      |  |  | 6:10 PM  | FSN/TIBN |  |  |  |  |  |
| 14  | -----KC      |  |  | 1:10 PM  | FSN/TIBN |  |  |  |  |  |
| 15  | -----OFF DAY |  |  |          |          |  |  |  |  |  |
| 16  | -----at ATL  |  |  | 6:10 PM  | FSN/TIBN |  |  |  |  |  |
| 17  | -----at ATL  |  |  | 6:10 PM  | FSN/TIBN |  |  |  |  |  |
| 18  | -----at KC   |  |  | 7:15 PM  | FSN      |  |  |  |  |  |