



BOSTON RED SOX SUPPLEMENTAL BIOS

- 18 – Aaron Hill, INF
- 29 – Brad Ziegler, RHP
- 31 – Drew Pomeranz, LHP
- 58 – Fernando Abad, LHP
- 59 – Bryan Holaday, C



AARON HILL

INFIELDER

9

COACHES
AND PLAYERS

FULL NAME

Aaron Walter Hill

OPENING DAY 2016 AGE

34

BIRTHDATE

3/21/82 in Visalia, CA

RESIDES

Scottsdale, AZ

HEIGHT/WEIGHT

5-11/198

BATS/THROWS

Right/Right

MAJOR LEAGUE SERVICE

10 years, 136 days

HOW ACQUIRED

From Arizona, along with RHP Chase Anderson, SS Isan Diaz and cash, in exchange for SS Jean Segura and RHP Tyler Wagner on 1/30/16

CONTRACT STATUS

Signed through the 2016 season

GAME BESTS/MISCELLANEOUS

HITS

5, 9/4/12 at SF

HOME RUNS

2, 5x, last: 8/19/12 at Hou

RBI

4, 8x, last: 5/6/15 at Col

RUNS

3, 12x, last: 8/18/15 at Pit

GRAND SLAMS

1, 5/29/11 vs. CWS

WALK-OFF HOME RUNS

2, 9/15/06 vs. TB & 10/2/12 vs. Col

PINCH-HIT HOME RUNS

None

MULTI-HOMER GAMES

5, last: 8/19/12 at Hou (2hr)

HITTING STREAK

15 games, 9/14-9/29, 2007

2015 NOTES

- Batted .230 with 6 HR and 39 RBI in 116 games during his final season with Arizona
- Made 73 starts (38g at 2B, 33g at 3B, 2g at DH)
- Batted .300 (9-for-30, 7rbi) as a pinch-hitter
- Belted his 150th career homer on 8/11 vs. Philadelphia with a 2-run shot off David Buchanan
- Was traded to Milwaukee as part of a five-player deal on 1/30/16

PERSONAL/MISCELLANEOUS

- Is married.....wife's name is Lizzy.....the couple has two children, Paige and Stephen
- Graduated from Redwood (CA) High School, where he also played football and soccer
- Attended Louisiana State University, where he was 2003 SEC Player of the Year
- Was a member of the 2002 United States National Team
- Is involved with charities whose mission is to provide help for hungry children
- Enjoys the outdoors, golf and playing the guitar

CAREER NOTES

2014

- Batted .244 with 10 HR and 60 RBI in 133 games with Arizona
- Made 125 starts (116g at 2B, 7g at 3B, 2g at DH)
- Prior to 2014 had not started a game at third base since 9/18/05 vs. New York-AL (with Toronto)

2013

- Batted .291 with 11 HR and 41 RBI in 87 games with Arizona
- Made 82 starts, all at second base
- Was on the 15-day disabled list from 4/15-6/24 with a broken left hand.....suffered the injury after being struck by a pitch from James McDonald on 4/9 vs. Pittsburgh
- Appeared in 6 games at Triple-A Reno from 6/15-6/22 during a rehab assignment
- Was the Diamondbacks' nominee for the Roberto Clemente Award

2012

- Batted .302 with 26 HR, 85 RBI and 14 stolen bases in 156 games during his first full season with Arizona.....was named Diamondbacks Most Valuable Player as voted on by members of the Arizona Chapter of the Baseball Writers Association of America
- Made 151 starts, all at second base
- Earned his second career Silver Slugger Award (also 2009)
- Was the Diamondbacks' nominee for the Hank Aaron Award
- Ranked among the National League leaders in doubles (T2nd, 44), total bases (3rd, 318), extra-base hits (3rd, 76), hits (T5th, 184), slugging percentage (6th, .522), OPS (6th, .882) and runs (T10th, 93)
- Led National League second basemen in runs (93), hits (182), HR (26), doubles (44), triples (6), RBI (85), total bases (316), extra-base hits (76), on-base percentage (.358), slugging percentage (.521) and OPS (.880)
- Hit his 100th career homer on 4/7 vs. San Francisco with a 2-run shot off Madison Bumgarner
- Hit for the cycle twice: 6/18 vs. Seattle and 6/29 at Milwaukee.....recorded his 1,000th career hit in the second cycle with a double off Randy Wolf

HILL

- Became just the second player in the modern era (since 1900) to hit for the cycle twice in a single season, joining Babe Herman (Brooklyn, 1931)
- Produced a career-high 5 hits in an 8-6 win on 9/4 at San Francisco, going 5-for-5 with 3R, a double, HR, 2 RBI and an intentional walk
- Smacked a walk-off homer (the second of his career) on 10/2 vs. Colorado with a 3-run shot off Rafael Betancourt in the ninth inning to give the D-backs a 5-3 win

2011

- Batted a combined .246 with 8 HR, 61 RBI and 21 stolen bases in 137 games between Toronto and Arizona
- Batted .225 with 6 HR, 45 RBI and 16 stolen bases in 104 games with Toronto.....made 101 starts, all at second base
- Was on the 15-day disabled list from 4/20-5/7 with a strained right hamstring
- Hit his first career grand slam on 5/29 vs. Chicago-AL off John Danks
- Was traded to Arizona, along with INF John McDonald, in exchange for INF Kelly Johnson on 8/23
- Batted .315 with 2 HR, 16 RBI and 5 stolen bases in 33 games with Arizona.....made 32 starts, all at second base
- Batted .278 (5-for-18, 1hr, 1rbi, 5bb) in the NLDS vs. Milwaukee as he appeared in the postseason for the first time.....his home run came in Game 4 on 10/5 at Chase Field off Chris Narveson

2010

- Batted .205 with 26 HR and 68 RBI in 138 games with Toronto
- Made 138 starts (137g at 2B, 1g at DH)
- Trailed only the Yankees' Robinson Cano (29) for home runs as a second baseman in the American League
- Was on the 15-day disabled list from 4/8-4/22 with a strained right hamstring

2009

- Was named American League Comeback Player of the Year as he batted .286 with 36 HR and 108 RBI in 158 games with Toronto
- Made 157 starts (155g at 2B, 2g at DH)
- Earned his first career Silver Slugger Award
- Was among the American League leaders in total bases (2nd, 340), HR (T3rd, 36), hits (5th, 195), RBI (T5th, 108), runs (T6th, 103) and extra-base hits (T6th, 73)
- Led Major League second basemen in HR (36) and RBI (107)
- Was the starting second baseman for the American League in the All-Star Game (0-for-3).....was his first career All-Star selection (replaced the Red Sox's Dustin Pedroia as the starter)

2008

- Batted .263 with 2 HR and 20 RBI in 55 games with Toronto
- Made 53 starts, all at second base
- Suffered a concussion on 5/29 at Oakland in a collision with shortstop David Eckstein.....was placed on the 15-day disabled list on 6/5, retroactive to 5/30, and missed the remainder of the season
- Was transferred to the 60-day disabled list on 7/28

2007

- Batted .291 with 17 HR and 78 RBI in 160 games with Toronto
- Made 158 starts, all at second base
- Ranked third in the American League in doubles (47)
- Became the second player in Blue Jays history to record a straight steal of home on 5/20 vs. New York-AL (joined Raul Mondesi, 2001)
- Finished the season on a career-high 15-game hitting streak from 9/14-9/29, batting .453 (29-for-64, 2hr, 7rbi) during the streak

2006

- Batted .291 with 6 HR and 50 RBI in 155 games with Toronto
- Made 153 starts (106g at 2B, 46g at SS, 1g at DH)
- Smacked his first career walk-off homer on 9/15 vs. Tampa Bay with a 2-run shot in the 10th inning off Brian Meadows (5-4 win)

2005

- Began the season at Triple-A Syracuse, where he batted .301 with 5 HR and 18 RBI in 38 games before his contract was selected by Toronto on 5/20
- Batted .274 with 3 HR and 40 RBI in 105 games with Toronto
- Made 97 starts (32g at 3B, 31g at DH, 19g at 2B, 15g at SS)
- Made his Major League debut on 5/20 vs. Washington as he started as the designated hitter (2-for-4, 1r, triple, 2rbi).....his first career hit was a 2-run triple off Claudio Vargas in the 6-1 victory
- His first Major League homer was a solo shot off Bruce Chen in an 11-2 win on 6/20 vs. Baltimore

2004

- Batted .279 with 11 HR and 80 RBI in 135 games as he was named team MVP at Double-A New Hampshire
- Was selected to the Eastern League's midseason and postseason All-Star teams
- Was named MVP of the All-Star Futures Game in Houston

2003

- Split his first professional season between Class-A Auburn (33g) and Class-A Dunedin (32g), batting .324 with 4 HR and 45 RBI in 65 games
- Won the New York-Penn League's Stedler Award, given to the top professional prospect in the circuit, as he batted .361 with 4 HR and 34 RBI in 33 games at Auburn
- Was promoted to Dunedin on 7/26 and batted .286 with 0 HR and 11 RBI in 32 games

CAREER TRANSACTIONS - OPTIONS REMAINING (3)

- 2000** • Selected by Anaheim in the seventh round of the First-Year Player Draft.....did not sign
- 2003** • Selected by Toronto in the first round (13th overall) of the First-Year Player Draft.....signed by Jaymie Bane
- 2008** • On the 15-day disabled list from 6/5-7/27 with a concussion.....transferred to the 60-day disabled list on 7/28
- 2010** • On the 15-day disabled list from 4/8-4/22 with a strained right hamstring
- 2011** • On the 15-day disabled list from 4/20-5/7 with a strained right hamstring
• Acquired by Arizona from Toronto, along with INF John McDonald, in exchange for INF Kelly Johnson on 8/23
- 2013** • On the 15-day disabled list from 4/15-6/24 with a broken left hand
- 2016** • Acquired by Milwaukee from Arizona, along with RHP Chase Anderson, SS Isan Diaz and cash, in exchange for SS Jean Segura and RHP Tyler Wagner on 1/30

PLAYING CAREER

| Year | Club | AVG | G | OBP: Career (.323), 2015 (.295) | | | | | | | SLG: Career (.423), 2015 (.345) | | | | | | | E |
|----------------------------|------------------|-------------|-------------|---------------------------------|------------|-------------|------------|-----------|------------|------------|---------------------------------|-----------|-----------|------------|------------|-----------|-----------|-----------|
| | | | | AB | R | H | 2B | 3B | HR | RBI | SH | SF | HP | BB | SO | SB | CS | |
| 2003 | Auburn-A | .361 | 33 | 122 | 22 | 44 | 4 | 0 | 4 | 34 | 0 | 4 | 6 | 16 | 20 | 1 | 1 | 8 |
| | Dunedin-A | .286 | 32 | 119 | 26 | 34 | 7 | 0 | 0 | 11 | 0 | 3 | 1 | 11 | 10 | 1 | 0 | 8 |
| 2004 | New Hampshire-AA | .279 | 135 | 480 | 78 | 134 | 26 | 2 | 11 | 80 | 0 | 11 | 11 | 63 | 61 | 3 | 2 | 26 |
| 2005 | Syracuse-AAA | .301 | 38 | 156 | 22 | 47 | 11 | 0 | 5 | 18 | 0 | 2 | 6 | 4 | 17 | 2 | 0 | 10 |
| | TORONTO | .274 | 105 | 361 | 49 | 99 | 25 | 3 | 3 | 40 | 3 | 4 | 5 | 34 | 41 | 2 | 1 | 6 |
| 2006 | TORONTO | .291 | 155 | 546 | 70 | 159 | 28 | 3 | 6 | 50 | 4 | 5 | 9 | 42 | 66 | 5 | 2 | 19 |
| 2007 | TORONTO | .291 | 160 | 608 | 87 | 177 | 47 | 2 | 17 | 78 | 3 | 5 | 0 | 41 | 102 | 4 | 3 | 14 |
| 2008 | TORONTO | .263 | 55 | 205 | 19 | 54 | 14 | 0 | 2 | 20 | 4 | 1 | 3 | 16 | 31 | 4 | 2 | 1 |
| 2009 | TORONTO | .286 | 158 | 682 | 103 | 195 | 37 | 0 | 36 | 108 | 1 | 4 | 5 | 42 | 98 | 6 | 2 | 7 |
| 2010 | TORONTO | .205 | 138 | 528 | 70 | 108 | 22 | 0 | 26 | 68 | 1 | 2 | 8 | 41 | 85 | 2 | 2 | 10 |
| 2011 | TORONTO | .225 | 104 | 396 | 38 | 89 | 15 | 1 | 6 | 45 | 0 | 6 | 4 | 23 | 53 | 16 | 3 | 7 |
| | #Dunedin-A | .167 | 2 | 6 | 2 | 1 | 0 | 0 | 0 | 1 | 0 | 0 | 1 | 1 | 1 | 0 | 0 | 1 |
| | ARIZONA | .315 | 33 | 124 | 23 | 39 | 12 | 2 | 2 | 16 | 2 | 1 | 3 | 12 | 19 | 5 | 4 | 0 |
| 2012 | ARIZONA | .302 | 156 | 609 | 93 | 184 | 44 | 6 | 26 | 85 | 1 | 2 | 4 | 52 | 86 | 14 | 5 | 6 |
| 2013 | ARIZONA | .291 | 87 | 327 | 45 | 95 | 21 | 1 | 11 | 41 | 0 | 1 | 5 | 29 | 48 | 1 | 4 | 2 |
| | #Reno-AAA | .375 | 6 | 24 | 8 | 9 | 1 | 1 | 0 | 6 | 0 | 1 | 0 | 1 | 3 | 0 | 0 | 0 |
| 2014 | ARIZONA | .244 | 133 | 501 | 52 | 122 | 26 | 3 | 10 | 60 | 0 | 7 | 5 | 28 | 92 | 4 | 3 | 7 |
| 2015 | ARIZONA | .230 | 116 | 313 | 32 | 72 | 18 | 0 | 6 | 39 | 0 | 8 | 1 | 31 | 54 | 7 | 2 | 6 |
| Major League Totals | | .268 | 1400 | 5200 | 681 | 1393 | 309 | 21 | 151 | 650 | 19 | 46 | 52 | 391 | 775 | 70 | 33 | 85 |
| Minor League Totals | | .297 | 246 | 907 | 158 | 269 | 49 | 3 | 20 | 150 | 0 | 21 | 25 | 96 | 112 | 7 | 3 | 53 |

- Injury Rehab; Bold Italics - Led League

Silver Slugger Award - 2009, 2012

AL Comeback Player of the Year - 2009

DIVISION SERIES RECORD

| Year | Club/Opp | AVG | G | AB | R | H | 2B | 3B | HR | RBI | SH | SF | HP | BB | SO | SB | CS | E |
|------|-------------|------|---|----|---|---|----|----|----|-----|----|----|----|----|----|----|----|---|
| 2011 | ARI vs. Mil | .278 | 5 | 18 | 3 | 5 | 0 | 0 | 1 | 1 | 0 | 0 | 0 | 5 | 3 | 0 | 0 | 0 |

ALL-STAR RECORD

| Year | Club/Site | AVG | G | AB | R | H | 2B | 3B | HR | RBI | SH | SF | HP | BB | SO | SB | CS | E |
|------|---------------|------|---|----|---|---|----|----|----|-----|----|----|----|----|----|----|----|---|
| 2009 | AL, St. Louis | .000 | 1 | 3 | 0 | 0 | 0 | 0 | 0 | 0 | 0 | 0 | 0 | 0 | 0 | 0 | 0 | 0 |

CAREER FIELDING

| Position | PCT | G | PO | A | E | TC | DP |
|-------------|------|------|------|------|----|------|-----|
| Second Base | .989 | 1179 | 2027 | 3550 | 64 | 5641 | 787 |
| Third Base | .955 | 80 | 46 | 143 | 9 | 198 | 17 |
| Shortstop | .955 | 79 | 78 | 178 | 12 | 268 | 28 |

DID YOU KNOW.....

Entering the 2016 season, Aaron Hill is a career .429 (18-for-42) hitter at Miller Park with 4 HR and 11 RBI in 10 games.....Hill hit for the cycle against the Brewers on 6/29/12 at Miller Park in his first career game at this venue.



BRAD ZIEGLER

RIGHT-HANDED PITCHER

MLB SERVICE: 7.122 BORN: OCT. 10, 1979
 SIGNED THROUGH: 2016 PRATT KAN.
 RESIDES: LEAWOOD, KANSAS

🐦 @BRADZIEGLER

29

AGE | 36
 HEIGHT: | 6-4
 WEIGHT: | 220
 BATS: | RIGHT
 THROWS: | RIGHT

CAREER HIGHLIGHTS

- Ziegler is in his sixth season with the D-backs after spending the majority of the previous 4 seasons with the A's.
- His 2.45 ERA (81 ER in 297.1 IP) with Arizona is the lowest in club history (min. 100 games), ahead of J.J. Putz (2.81), Randy Johnson (2.83), Oliver Perez (2.98) and Curt Schilling (3.14).
- Is 1 of 3 pitchers to appear in 60 games in each of the last 6 seasons (also: Javier Lopez and Tyler Clippard).
- Posted a 20.9 double play percentage since 2008, the highest rate in Major League Baseball.
- Compiled a Major League record 39.0 scoreless innings streak to begin his career from May 31-Aug.12, 2008.
- 2008 Topps' Major League Rookie All-Star.
- Participated in the 2009 World Baseball Classic as a member of Team USA.

MOST APPEARANCES IN D-BACKS HISTORY

| NAME | G |
|---------------------|------------|
| Brad Ziegler | 312 |
| Jose Valverde | 253 |
| David Hernandez | 248 |
| Byung-Hyun Kim | 245 |
| Brandon Lyon | 234 |

BEST ERA IN D-BACKS HISTORY (MIN. 100 GAMES)

| NAME | ERA |
|---------------------|-------------|
| Brad Ziegler | 2.45 |
| J.J. Putz | 2.81 |
| Randy Johnson | 2.83 |
| Oliver Perez | 2.98 |
| Curt Schilling | 3.14 |

MOST APPEARANCES IN MAJOR LEAGUE BASEBALL SINCE 2008

| PLAYER | G |
|---------------------|------------|
| Brad Ziegler | 535 |
| Joe Smith | 531 |
| Francisco Rodriguez | 527 |
| Matt Thornton | 525 |
| Chad Qualls | 519 |

BEST GIDP PERCENTAGE IN MAJOR LEAGUE BASEBALL SINCE 2008

| PLAYER | PCT |
|---------------------|-------------|
| Brad Ziegler | 20.9 |
| Seth Maness | 20.7 |
| Martin Perez | 18.0 |
| Peter Moylan | 17.8 |
| Brandon League | 17.7 |

2015

- ♦ Set career bests in saves (30) and WHIP (0.96) in his fifth season with Arizona, going 0-3 with a 1.85 ERA (14 ER in 68.0 IP) in 66 games.
- ♦ Is 1 of 3 pitchers to appear in 60 games in each of the last 6 seasons (also: Javier Lopez and Tyler Clippard).
- ♦ Ranked among NL relievers in ERA (5th), save pct (5th, 93.8), WHIP (10th) and saves (T-10th).
- ♦ Established a club single-season reliever record in ERA and save pct. and tied for sixth in saves.
- ♦ Tied a club record by converting 28 straight save opportunities to end the season (also: J.J. Putz from 2011-12).
- ♦ Averaged a career-low 6.35 hits per 9.0 innings.
- ♦ Went 14-for-15 in save chances at Chase Field and posted a 1.36 ERA (6 ER in 39.2 IP).
- ♦ Set the club's all-time appearance mark (254) on April 25 vs. Pirates.
- ♦ Made his 500th career appearance on June 19 vs. Padres.
- ♦ Threw 1.2 innings in a save on July 20 vs. Marlins, his longest outing for a save since June 22, 2009 vs. Giants (2.0 IP).
- ♦ Had a 15-game scoreless streak from June 6-July 20 (16.2 IP).
- ♦ D-backs nominee for the Bob Feller Act of Valor Award for the second straight season...nominees are evaluated on baseball accomplishments, integrity and character, service to our country, and community service.

2014

- ♦ Went 5-3 with 1 save and a 3.49 ERA (26 ER in 67.0 IP) in 68 appearances in third full season with Arizona (fourth overall).
- ♦ Underwent season-ending microfracture surgery on his left knee on Sept. 9 in Phoenix (performed by Dr. Michael Lee).
- ♦ Finished fourth in the NL with 29 holds, the third most by a D-back in a single season...only Brandon Lyon (35 in 2007) and Tony Pena (30 in 2007) had more.
- ♦ Set a career high with 7.25 strikeouts per 9.0 IP and 29 holds, while his 54 strikeouts tied a career best (also 2009).
- ♦ 19.0-game scoreless streak from April 8-May 14 was tied for the third longest in club history (4 others).
- ♦ Recorded a career-low .183 average (17-for-93) vs. left-handers (.299 career average vs lefties entering the season).
- ♦ Went 4-1 with a 2.42 ERA (13 ER in 48.1 IP) in the first half, boasting a career-best .198 average against (34-for-172)...22 of first 23 games were scoreless (2 ER in 21.0 IP).

BEST SINGLE-SEASON RELIEF ERA IN D-BACKS HISTORY

| PLAYER, YEAR | ERA |
|---------------------------|-------------|
| Brad Ziegler, 2015 | 1.85 |
| Josh Collmenter, 2015 | 1.89 |
| Byung-Hyun Kim, 2002 | 2.04 |
| Jose Valverde, 2003 | 2.15 |
| J.J. Putz, 2011 | 2.17 |

BEST SINGLE-SEASON SAVE PCT. IN D-BACKS HISTORY

| PLAYER, YEAR | PCT (SV-OPP) |
|---------------------------|---------------------|
| Brad Ziegler, 2015 | 93.8 (30-32) |
| J.J. Putz, 2011 | 91.8 (45-49) |
| Matt Mantei, 2003 | 90.6 (29-32) |
| Gregg Olson, 1998 | 88.2 (30-34) |
| Matt Mantei, 1999 | 88.0 (22-25) |

- ♦ Set career highs in wins (8), saves (13) and appearances (78) in his second full season with the D-backs...also fell 0.1 inning shy of matching his career high in 2009 (73.1).
- ♦ Led NL relievers in appearances and tied for first in wins (8) with the Pirates' Vin Mazzaro.
- ♦ Tied for second on D-backs' all-time list in appearances with Byung-Hyun Kim (2001) and tied for third in relief wins with Kim (2002) and Stephen Randolph (2003).
- ♦ Led the Majors with 158 ground outs, the most by a NL reliever since the Braves' Jeff Bennett in 2008 (161).
- ♦ Lowered his ERA from 2.44 (12 ER in 44.1 IP) in the first half to 1.88 (6 ER in 28.2 IP) after the All-Star Break.

2012

- ♦ Went 6-1 with a 2.49 ERA (19 ER in 68.2 IP) in 77 games in his first full season with Arizona.
- ♦ Ranked among NL relief leaders in grounded into double plays (1st, 21), wins (T-5th), home runs per 9.0 IP (6th, 0.26) and appearances (T-6th).
- ♦ His 21 GIDP set a club record by a reliever and were the most in baseball since Orioles' Doug Sisk in 1988 (also 21).
- ♦ 14 fly balls were the fewest in the Majors (min. 30 G).
- ♦ Allowed 11 of 54 (20.4 percent) inherited runners to score...the 54 IR were fourth most in the NL.
- ♦ Notched his fourth win and first Major League hit on June 22 vs. Cubs (single off Jeff Samardzija)...3 strikeouts also marked his most since April 10, 2010 @ Angels.
- ♦ Made a career-high-tying 7 consecutive hitless appearances from July 20-Aug. 4 (also Aug. 25-Sept. 8, 2011).
- ♦ Homer allowed on Sept. 24 @ Rockies (Andrew Brown) was his first since June 30, 2010 @ Orioles, ending the longest homerless streak (145.0 IP) since Roger Clemens (149.2 IP) from July 14, 1990-May 13, 1991 (Elias).
- ♦ D-backs nominee for the Marvin Miller Man of the Year Award.

ZIEGLER

2011

- ◆ Combined to go 3-2 with a 2.16 ERA (14 ER in 58.1 IP) in 66 relief appearances with the A's and D-backs.
- ◆ Was acquired from the A's on July 31 for INF Brandon Allen and LHP Jordan Norberto.
- ◆ Went 0-0 with a 1.74 ERA (4 ER in 20.2 IP) in 23 games with the D-backs and 3-2 with a 2.39 ERA (10 ER in 37.1 IP) in 43 games with the A's.
- ◆ Limited right-handed hitters to a .188 (28-for-149) average, seventh-best among all pitchers with at least 160 plate appearances against...joined Giants' Javier Lopez as the only 2 pitchers in baseball to throw at least 50.0 innings without surrendering a home run.
- ◆ Allowed 37.3 pct. (22-of-59) inherited runners to score...his 59 inherited runners tied for the fourth-most in all of baseball.

POSTSEASON: Appeared in 2 NLDS games vs. Brewers...allowed 4 runs on 4 hits and 2 walks and did not record an out in Game 2.

2010

- ◆ Went 3-7 with a 3.26 ERA (22 ER in 60.2 IP) in 64 games.
- ◆ Led the American League with 9 intentional walks...also tied for 12th in the AL with a career-high 18 holds.
- ◆ Charged with the loss in 3 of his final 4 games as the 3-game losing streak matched the longest of his career (also, June 16-Aug. 28, 2009).

2009

- ◆ Established career highs in strikeouts (54) and innings pitched (73.1) in his second season with the A's, going 2-4 with a 3.07 ERA (25 ER) and 7 saves.
- ◆ His 0.25 home runs per 9.0 innings (2 HR in 73.1 IP) was the third-lowest mark among AL relievers...led AL relievers and ranked second in the Majors with 14 GDP.
- ◆ Opened the season as A's closer and converted 4-of-5 save opportunities over his first 9 games...would have just 1 ninth-inning save chance over his final 55 games.
- ◆ Appeared in 4 World Baseball Classic Games with the United States (3 ER in 3.1 IP).

2008

- ◆ Was 3-0 with a 1.06 ERA (7 ER in 59.2 IP) and 11 saves in 47 relief outings in his first Major League season...led all relievers in ERA, the sixth-lowest mark by an AL reliever since 1913, and all relievers in saves.
- ◆ Named to the Topps' Major League All-Rookie Team and Baseball Digest Major League Rookie All-Star Team.
- ◆ Set the modern Major League record (since 1900) to start a career with 39.0-consecutive scoreless innings from May 31-Aug. 12, surpassing the previous record held by the Phillies' George McQuillan (25.0 in 1907)...also broke the Yankees' Hank Thormhlen prior AL rookie record of 37.0 innings in 1918.
- ◆ His 39.0 straight scoreless innings tied the modern record for the longest single-season streak by a reliever (also Indians' Al Benton in 1949)...tied Christy Mathewson (1901 for New York Giants) for the second-longest streak by a rookie and fell 2.0 innings shy of the record set by the Phillies' Grover Alexander in 1911.



ZIEGLER

- ◆ The streak also matched the longest by an AL pitcher since 1973, matching Kenny Rogers' 39.0-inning streak with the Rangers in 1995, and was the third-longest in Athletics history behind the 53.0 innings for Jack Coombs (53.0 in 1910) and Rube Waddell (43.2 in 1905).
- ◆ Induced 20 grounded-into-double plays, which tied the Rangers' Josh Rupe for tops among big league relievers and were the most by an A's reliever since the statistic was tracked beginning in 1974.
- ◆ Opened the year with Triple-A Sacramento and went 2-0 with a 0.37 ERA (1 ER in 24.1 IP) and 8 saves in 19 games.
- ◆ His contract was selected by the A's on May 30...made his Major League debut on May 31 @ Rangers, allowing an RBI single to the lone batter he faced (Ian Kinsler) and then picked him off.
- ◆ Retired 19 consecutive batters from June 20-July 7.
- ◆ Extended his scoreless inning streak to 39.0 with a scoreless eighth inning on Aug. 14 vs. Rays, but allowed an RBI double to B.J. Upton in the ninth inning to end the streak...the double was the first extra-base hit he allowed in his career (122 at-bats)...the extra-base hit streak was the longest to start a career since the White Sox' Cisco Carlos had a 145 at-bat stretch from 1967-68.

2007

- ◆ Combined to go 12-3 with a 2.41 ERA (21 ER in 78.1 IP) and 2 saves in 50 games with Double-A Midland and Sacramento... did not allow a home run.
- ◆ Threw sidearm all season after converting his motion during the A's Fall Instructional League in 2006.
- ◆ Led the A's farm system in wins.
- ◆ Opened the season with Midland and went 4-0 with a 1.14 ERA (3 ER in 23.2 IP)...transferred to Sacramento on May 25 and in 25 appearances with the River Cats, went 8-3 with a 2.96 ERA (18 ER in 54.2 IP).
- ◆ Went 1-1 with 2 saves and a 2.45 ERA (2 ER in 7.1 IP) in 5 post-season appearances for the Pacific Coast League Champion River Cats.

2006

- ◆ Was 9-7 with a 3.71 ERA (67 ER in 162.2 IP) in 27 games (26 starts) with Midland and Sacramento.
- ◆ Selected to the Texas League postseason All-Star Team after going 9-6 with a 3.37 ERA (53 ER in 141.2 IP) with the Rock-Hounds...ranked second in the TL in ERA.
- ◆ Named TL Pitcher of the Week for April 6-16.

2005

- ◆ Went 11-8 with a 4.94 ERA (89 ER in 162.0 IP) and 164 strikeouts between Single-A Stockton and Midland.
- ◆ Led California League starters in strikeouts-per-9.0 innings (9.2) and walks-per-9.0 innings (1.28) and ranked second in strikeouts (144).
- ◆ Helped Midland to the Texas League Championship after going 1-0 with a 3.27 ERA (4 ER in 11.0 IP) and 13 strikeouts in 2 postseason starts.

2004

- ◆ Began the season with Schaumburg of the independent Northern League after his release from the Phillies on March 28... went 3-0 with a 1.50 ERA (4 ER in 24.0 IP) in 4 starts for the Flyers.
- ◆ Signed by the A's as a free agent on June 18 and went 9-2 with a 3.90 ERA (40 ER in 92.1 IP) in 16 games (15 starts) for Single-A Modesto.
- ◆ He was struck in the head by a line drive above his right temple during a California League playoff game and fractured his skull.

2004

- ◆ Made his pro debut with Advanced Rookie Battavia and was 1-0 with a 1.50 ERA (1 ER in 6.0 IP) in 3 relief appearances.
- ◆ On the disabled list from July 10-Aug. 26 with right biceps tendinitis.

PERSONAL

- ◆ Brad Gregory Ziegler.
- ◆ Married to Kristen...has 3 children: Kaylin, Joshua and Laurny.
- ◆ Is a 2003 graduate of Southwest Missouri State University.
- ◆ Graduated in 1998 from Odessa (Mo.) High School.
- ◆ Drafted by A's in the 31st round of the 2002 First-Year Player Draft but did not sign.
- ◆ In May 2014, dedicated Brad Ziegler Field in Prescott, Ariz., as part of the APS "Diamonds Back" Field Building Program.

- ◆ In 2014, became a charter member of the Taylor Hooton Foundations' MLB Advisory Board.
- ◆ Since 2010, supports members of the United States military and their families through his foundation "Pastime for Patriots," (pastimeforpatriots.org)...visited with U.S. troops stationed near Djibouti, Africa during a week-long autograph tour in December 2010.

CAREER TRANSACTIONS

- ◆ Signed by Phillies as 20th-round selection in the First-Year Player Draft (June 17, 2003).
- ◆ Disabled List: right biceps tendinitis (July 10-Aug. 26, 2003).
- ◆ Signed by A's as a Minor League free agent (June 18, 2004).
- ◆ Disabled List: skull fracture (Sept. 17-28, 2004).
- ◆ Traded to D-backs for INF Brandon Allen and LHP Jordan Norberto (July 31, 2011).

CAREER RECORD

| YEAR | TEAM | W-L | PCT | ERA | G | GS | CG | SH | SV-SVO | IP | H | R | ER | HR | HB | BB-IBB | SO | WP | BK | AVG | WHIP |
|---------------------|------------|-------|-------|------|-----|----|----|----|--------|-------|-----|-----|-----|----|----|--------|-----|----|----|------|------|
| 2003 | Batavia | 1-0 | 1.000 | 1.50 | 3 | 0 | 0 | 0 | 0-0 | 6.0 | 5 | 1 | 1 | 0 | 0 | 1-0 | 6 | 0 | 0 | .227 | 1.00 |
| 2004 | Modesto | 9-2 | .818 | 3.90 | 16 | 15 | 0 | 0 | 0-0 | 92.1 | 94 | 51 | 40 | 11 | 2 | 22-0 | 77 | 0 | 1 | .262 | 1.26 |
| | Schaumburg | 3-0 | 1.000 | 1.50 | 4 | 4 | 1 | 0 | 0-0 | 24.0 | 12 | 5 | 4 | 0 | 2 | 1-0 | 26 | 0 | 0 | .150 | 0.54 |
| 2005 | Stockton | 9-7 | .563 | 4.66 | 24 | 24 | 0 | 0 | 0-0 | 141.0 | 166 | 84 | 73 | 13 | 6 | 20-0 | 144 | 4 | 0 | .288 | 1.32 |
| | Midland | 2-1 | .667 | 6.86 | 4 | 4 | 0 | 0 | 0-0 | 21.0 | 27 | 16 | 16 | 1 | 3 | 4-0 | 20 | 1 | 0 | .310 | 1.48 |
| 2006 | Midland | 9-6 | .600 | 3.37 | 23 | 22 | 1 | 0 | 0-0 | 141.2 | 151 | 60 | 53 | 17 | 7 | 37-0 | 88 | 3 | 1 | .279 | 1.33 |
| | Sacramento | 0-1 | .000 | 6.00 | 4 | 4 | 0 | 0 | 0-0 | 21.0 | 32 | 17 | 14 | 3 | 1 | 5-0 | 11 | 1 | 0 | .360 | 1.76 |
| 2007 | Midland | 4-0 | 1.000 | 1.14 | 15 | 0 | 0 | 0 | 1-1 | 23.2 | 19 | 6 | 3 | 0 | 0 | 4-0 | 18 | 0 | 0 | .218 | 0.97 |
| | Sacramento | 8-3 | .727 | 2.96 | 35 | 0 | 0 | 0 | 1-3 | 54.2 | 46 | 20 | 18 | 0 | 2 | 14-0 | 44 | 0 | 1 | .231 | 1.10 |
| 2008 | Sacramento | 2-0 | 1.000 | 0.37 | 19 | 0 | 0 | 0 | 8-10 | 24.1 | 15 | 2 | 1 | 0 | 0 | 4-1 | 20 | 0 | 0 | .174 | 0.78 |
| | OAKLAND | 3-0 | 1.000 | 1.06 | 47 | 0 | 0 | 0 | 11-13 | 59.2 | 47 | 8 | 7 | 2 | 1 | 22-3 | 30 | 0 | 0 | .236 | 1.16 |
| 2009 | OAKLAND | 2-4 | .333 | 3.07 | 69 | 0 | 0 | 0 | 7-10 | 73.1 | 82 | 27 | 25 | 2 | 1 | 28-4 | 54 | 0 | 0 | .293 | 1.50 |
| 2010 | OAKLAND | 3-7 | .300 | 3.26 | 64 | 0 | 0 | 0 | 0-4 | 60.2 | 54 | 24 | 22 | 4 | 3 | 28-9 | 41 | 0 | 1 | .241 | 1.35 |
| 2011 | OAKLAND | 3-2 | .600 | 2.39 | 43 | 0 | 0 | 0 | 1-2 | 37.2 | 38 | 14 | 10 | 0 | 1 | 13-3 | 29 | 1 | 0 | .264 | 1.35 |
| | ARIZONA | 0-0 | .000 | 1.74 | 23 | 0 | 0 | 0 | 0-0 | 20.2 | 15 | 7 | 4 | 0 | 0 | 6-0 | 15 | 0 | 0 | .208 | 1.02 |
| 2012 | ARIZONA | 6-1 | .857 | 2.49 | 77 | 0 | 0 | 0 | 0-2 | 68.2 | 54 | 21 | 19 | 2 | 1 | 21-2 | 42 | 1 | 0 | .228 | 1.09 |
| 2013 | ARIZONA | 8-1 | .889 | 2.22 | 78 | 0 | 0 | 0 | 13-15 | 73.0 | 61 | 20 | 18 | 3 | 3 | 22-6 | 44 | 0 | 0 | .228 | 1.14 |
| 2014 | ARIZONA | 5-3 | .625 | 3.49 | 68 | 0 | 0 | 0 | 1-9 | 67.0 | 60 | 29 | 26 | 5 | 3 | 24-6 | 54 | 0 | 0 | .243 | 1.25 |
| 2015 | ARIZONA | 0-3 | .000 | 1.85 | 66 | 0 | 0 | 0 | 30-32 | 68.0 | 48 | 17 | 14 | 3 | 1 | 17-3 | 36 | 2 | 1 | .240 | 1.21 |
| Minor League Totals | | 44-20 | .688 | 3.75 | 143 | 69 | 1 | 0 | 10-14 | 525.2 | 555 | 257 | 219 | 45 | 21 | 111-1 | 428 | 9 | 3 | .271 | 1.27 |
| Major League Totals | | 30-21 | .588 | 2.47 | 535 | 0 | 0 | 0 | 63-87 | 528.2 | 459 | 167 | 145 | 21 | 14 | 181-36 | 345 | 4 | 3 | .271 | 1.27 |

Totals do not include independent/foreign league statistics (in italics)

DIVISION SERIES RECORD

| YEAR | TEAM | W-L | PCT | ERA | G | GS | CG | SH | SV-SVO | IP | H | R | ER | HR | HB | BB-IBB | SO | WP | BK | AVG | WHIP |
|------|-------------|-----|-----|--------|---|----|----|----|--------|-----|---|---|----|----|----|--------|----|----|----|------|-------|
| 2011 | ARI vs. MIL | 0-0 | - | 108.00 | 2 | 0 | 0 | 0 | 0-0 | 0.1 | 4 | 4 | 4 | 0 | 0 | 2-1 | 0 | 0 | 0 | .800 | 18.00 |

WORLD BASEBALL CLASSIC RECORD

| YEAR | TEAM | W-L | PCT | ERA | G | GS | CG | SH | SV-SVO | IP | H | R | ER | HR | HB | BB-IBB | SO | WP | BK | AVG | WHIP |
|------|---------------|-----|-----|------|---|----|----|----|--------|-----|---|---|----|----|----|--------|----|----|----|-----|------|
| 2009 | United States | 0-0 | - | 8.10 | 4 | 0 | 0 | 0 | 0-0 | 3.1 | 8 | 3 | 3 | 1 | 1 | 1-0 | 0 | 0 | 0 | - | 2.70 |

MISCELLANEOUS INFORMATION

| SINGLE-GAME BESTS | | FIELDING | | | | | | | | | | HITTING TOTALS | | | | | |
|-------------------|------|--------------------------|-----|-----|----|-----|----|-----|------|----|--------|----------------|----|---|----|-----|----|
| INNINGS | 3.0 | 7/30/08 vs. KC | POS | G | PO | A | E | TC | FPC | DP | YEAR | AVG | AB | H | HR | RBI | SH |
| STRIKEOUTS | 4 | 2x, last: 7/9/14 vs. MIA | P | 535 | 34 | 122 | 11 | 167 | .934 | 12 | 2012 | .250 | 4 | 1 | 0 | 0 | 0 |
| WIN STREAK | 7 | 2x, last: 5/27-8/31/14 | | | | | | | | | 2013 | .000 | 2 | 0 | 0 | 0 | 0 |
| LOSING STREAK | 4 | 9/2/14-current | | | | | | | | | 2014 | .000 | 1 | 0 | 0 | 0 | 0 |
| SCR STREAK | 38.0 | 5/31-8/12/08 | | | | | | | | | Totals | .143 | 7 | 1 | 0 | 0 | 0 |
| SAVE STREAK | 28 | 5/29/15-current | | | | | | | | | | | | | | | |

SNAKE BITES – BRAD ZIEGLER

- Dad, Greg, has been a minister at 2 different churches over the course of 31 years...mom, Lisa, was a substitute high school teacher.
- Grandfather served in the Korean War and was a colonel in the Army.
- Supports the military and their families with his foundation "Pastime for Patriots"...after he got into that role he started to appreciate what his family members who served had done a lot more.
- Mowed lawns during high school to make money...helped his dad build a fence for the African exhibit at the Kansas City Zoo by cutting down trees...during a summer break in college, worked as a Civil War battlefield tour guide.
- Switched to his "submarine" delivery after the 2006 season at the urging of Oakland's Minor League staff...said the repetition of the delivery was the hardest part...kept the grips of his pitches the same, just releases from a different angle.
- Enjoys collecting baseball cards and golfing...played in the 2015 Waste Management Open Pro-Am.
- Met his wife, Kristen, while she was in the stands during an A's Spring Training game...circled the parking lot after the game to find her and then they began a long-distance friendship.
- Is a big sports fan and watches the Kansas City Chiefs, Kansas Jayhawks (season-ticket holder) and San Jose Sharks.

ZIEGLER



@DrewPomeranz



DREW POMERANZ

13

LEFT-HANDED PITCHER

BATS/THROWS: R/L

OPENING DAY AGE: 27

BORN: November 22, 1988 in Collierville, TN

RESIDENCE: Collierville, TN

ACQUIRED: From OAK along with LHP Jose Torres and PTBNL in exchange for INF Yonder Alonso and LHP Marc Rzepczynski: December 2, 2015

CONTRACT STATUS: Signed through 2016

HEIGHT/WEIGHT: 6-6/240

SERVICE TIME: 3.013

CAREER

2015: Appeared in a career-high 53 games for Oakland, including nine starts, going 5-6 with a 3.66 ERA (35 ER, 86.0 IP) and 82 strikeouts against 31 walks with a .226 opponents average.

- Began the season in the starting rotation but was moved to the bullpen following a late May stint on the disabled list...landed on the 15-day DL on 5/20 with a sprained left AC joint...reinstated on 6/3 after one rehab appearance with Single-A Stockton.
- After returning from the DL, worked in relief, going 2-0 with a save and a 1.56 ERA and .158 opponents average over his first 20 relief appearances from 6/4-7/18.
- Made just one start after returning from the DL with a spot start on 7/23 against Toronto on the day Scott Kazmir was traded to HOU.
- His 82 strikeouts fell one short of his career high from 2012 but his average of 8.58 strikeouts per nine innings was the best mark of his career as was his strikeout-to-walk ratio of 2.65.
- Was 2-3 with a 4.63 ERA and .244 opponents batting average in nine starts compared to 3-3 with a 2.61 ERA and .205 opponents average in 44 relief appearances.
- Allowed a .226 opponents batting average, including .152 (15-for-99) against left-handed hitters compared to .260 (56-for-215) against right-handers.
- Made his final appearance on 9/26, missing the final seven games with an AC joint inflammation...underwent surgery on 10/21 in Dallas, performed by Dr. Keith Meister, on his left shoulder.

QUICK HIT

- **First MLB Win:** September 11, 2011 vs. CIN (Major League debut)
- **First MLB Save:** June 23, 2015 at TEX

2014: Spent the majority of the season with Oakland, splitting his time between the bullpen and starting rotation, posting a career-best 2.35 ERA in 20 games, 10 starts.

- Made his first career Opening Day roster for Oakland...went 1-1 with a 1.62 ERA in 10 relief appearances and 4-3 with a 2.58 ERA in 10 starts...combined for a 5-4 record and a 2.35 ERA in 20 games overall.
- Missed 24 games from 6/17-7/12 while on the disabled list and made eight starts with Sacramento from 7/12-8/21.
- His opponents batting average included a .196 mark by right-handed hitters compared to .232 by left-handers.
- Was 5-4 with a 2.91 ERA and .225 opponents batting average in 17 games, eight starts, before the All-Star Break.
- On 6/16 allowed a career-high eight runs in 3.2 innings to Texas, fracturing his right wrist following the game and landing on the 15-day disabled list the next day...made one rehab start with Sacramento before he was reinstated from the DL and optioned to Sacramento on 7/13.
- Returned to Oakland on 8/27 and started that day at HOU...optioned to Single-A Beloit the next day but did not appear in a game before returning to Oakland on 9/2, spending the remainder of the season with Oakland.

2013: Worked in eight games, four starts, for Colorado, spending the majority of the season with Triple-A Colorado Springs with 15 starts for the Sky Sox.

- Began the season with Colorado Springs and went 8-1 with a 4.20 ERA in 15 starts before being recalled by the Rockies on 6/30.
- Went 0-4 with an 8.10 ERA in four starts for the Rockies before being optioned back to Colorado Springs on 7/11 but did not appear in a game before being sent to Double-A Tulso on 7/16 and recalled again by Colorado on 7/22 and placed on the disabled list the next day with left biceps tendinitis...reinstated on 9/6 and pitched in relief for the first time in his career.
- Despite spending just three months with the Sky Sox, he led the club in wins (8) and strikeouts (96)...the Sky Sox were 13-2 (.867) in his starts...went 4-0 with a 2.54 ERA in five starts in the month of April.
- Ranked second in the Pacific Coast League in wins (8) and strikeouts (96) at the time of his promotion to Colorado on 6/30.

2012: Made a career-high 22 starts for Colorado in what was his official rookie season, going 2-9 with a 4.93 ERA (53 ER, 96.2 IP) for the Rockies, also making 10 starts in the minors.

- Began the season with Tulsa with a start on 4/10 before being recalled by the Rockies on 4/15...optioned to Triple-A Colorado Springs on 5/11 after making five starts for the Rockies...went 4-4 with a 2.51 ERA in nine starts in Triple-A after being optioned.
- Recalled again on 7/1, spending the remainder of the season in the Majors...following his return to the Majors, went 2-7 with a 5.01 ERA in 17 starts...in four starts from May 2-July 6 he went 1-2 with a 1.64 ERA, 12 walks and 14 strikeouts.
- At the plate, hit his first career home run at Petco Park on 5/7 off of Edinson Volquez, a solo shot.

2011: Made his Major League debut with the Rockies after being acquired by Colorado on 8/17 to complete a five-player trade with Cleveland.

- Began his first season in professional baseball in the Cleveland Indians organization...did not pitch during the 2010 season after being selected in the first round (fifth overall) of the First-Year Player Draft and signing his first professional contract on 8/16.
- Made 15 starts for Single-A Kinston to begin the season before making three starts for Double-A Akron...named a Carolina League Mid-Season and Post-Season All-Star for Kinston...also selected to the U.S. Team in Major League Baseball's 2011 All-Star Futures Game, allowing four runs on three hits and one walk over 0.2 innings in the game.
- Made two starts for Double-A Tulsa after being traded before getting his first career Major League call-up on 9/11... made his Major League debut that day on 9/11 with a start against CIN, working 5.0 shutout innings for his first career win...became the seventh starting pitcher in Rockies history to win his debut, the third to do so without allowing a run.
- Overall in the three stops in the minors, went 4-3 with a 1.78 ERA...struck out 119 in 101.0 innings while holding opponents to a .189 average.
- Named the No. 24 overall prospect and top Rockies pitching prospect by MLB.com following the season.

PERSONAL

Thomas Andrew Pomeranz...engaged to Carolyn...in four seasons at Collierville (TN) High School posted a record of 20-6 with 11 saves, a 2.21 ERA and 312 strikeouts to 91 walks in 181.0 innings pitched...drafted by the Texas Rangers in the 12th round of the 2007 First-Year Player Draft but decided to attend the University of Mississippi...named Southeastern Conference Pitcher of the Year and earned All-America honors from the National Collegiate Baseball Writers Association and *Collegiate Baseball* as a junior after going 9-2 with a 2.24 ERA and .195 opponents batting average...ranked third among NCAA Division I pitchers in strikeouts (139)...as a freshman was named a Freshman All-American and All-SEC Freshman...older brother, Stuart, was drafted in the second round of the 2003 Draft by the St. Louis Cardinals...father, Mike, lettered four years at Ole Miss and was selected in the 13th round of the 1988 Draft by Minnesota...uncle, Pat, also lettered four years at Ole Miss and was selected in the 18th round of the 1983 Draft by the Chicago White Sox...originally signed by Cleveland Indians' scout Chuck Bartlett.

DREW POMERANZ'S CAREER PITCHING RECORD

| YR | CLUB | W-L | ERA | G | GS | CG | SHO | SV | IP | H | R | ER | HR | HB | BB | SO | WP | BK | AVG |
|----------------------------|------------------------|--------------|-------------|------------|-----------|----------|----------|----------|--------------|------------|------------|------------|-----------|-----------|------------|------------|-----------|----------|-------------|
| 2011 | Kinston (A) | 3-2 | 1.87 | 15 | 15 | 0 | 0 | 0 | 77.0 | 56 | 22 | 16 | 2 | 1 | 32 | 95 | 6 | 0 | .202 |
| | Akron (AA) | 0-1 | 2.57 | 3 | 3 | 0 | 0 | 0 | 14.0 | 10 | 4 | 4 | 1 | 0 | 6 | 17 | 0 | 0 | .200 |
| | Tulsa (AA) | 1-0 | 0.00 | 2 | 2 | 0 | 0 | 0 | 10.0 | 2 | 0 | 0 | 0 | 0 | 0 | 7 | 0 | 0 | .063 |
| COLORADO | | 2-1 | 5.40 | 4 | 4 | 0 | 0 | 0 | 18.1 | 19 | 11 | 11 | 0 | 1 | 5 | 13 | 1 | 0 | .271 |
| 2012 | Tulsa (AA) | 0-0 | 0.00 | 1 | 1 | 0 | 0 | 0 | 4.0 | 4 | 0 | 0 | 0 | 1 | 1 | 4 | 1 | 0 | .235 |
| | COLORADO | 2-9 | 4.93 | 22 | 22 | 0 | 0 | 0 | 96.2 | 97 | 57 | 53 | 14 | 4 | 46 | 83 | 8 | 1 | .261 |
| Colorado Springs (AAA) | | 4-4 | 2.51 | 9 | 9 | 0 | 0 | 0 | 46.2 | 52 | 23 | 13 | 2 | 0 | 20 | 46 | 0 | 0 | .274 |
| 2013 | Colorado Springs (AAA) | 8-1 | 4.20 | 15 | 15 | 0 | 0 | 0 | 85.2 | 83 | 40 | 40 | 6 | 3 | 33 | 96 | 3 | 0 | .256 |
| | COLORADO | 0-4 | 6.23 | 8 | 4 | 0 | 0 | 0 | 21.2 | 25 | 15 | 15 | 4 | 1 | 19 | 19 | 0 | 0 | .301 |
| | Tulsa (AA) | 0-1 | 11.81 | 1 | 1 | 0 | 0 | 0 | 5.1 | 10 | 7 | 7 | 2 | 0 | 1 | 5 | 0 | 0 | .400 |
| 2014 | OAKLAND | 5-4 | 2.35 | 20 | 10 | 0 | 0 | 0 | 69.0 | 51 | 22 | 18 | 7 | 1 | 26 | 64 | 0 | 0 | .204 |
| | Sacramento (AAA)@ | 3-1 | 3.69 | 8 | 8 | 0 | 0 | 0 | 46.1 | 45 | 19 | 19 | 6 | 0 | 17 | 54 | 2 | 0 | .260 |
| 2015 | OAKLAND | 5-6 | 3.66 | 53 | 9 | 0 | 0 | 3 | 86.0 | 71 | 44 | 35 | 8 | 3 | 31 | 82 | 2 | 0 | .226 |
| | Stockton (A)@ | 0-0 | 0.00 | 1 | 0 | 0 | 0 | 0 | 2.0 | 0 | 0 | 0 | 0 | 0 | 0 | 3 | 0 | 0 | .000 |
| Major League Totals | | 14-24 | 4.07 | 107 | 49 | 0 | 0 | 3 | 291.2 | 263 | 149 | 132 | 33 | 10 | 127 | 261 | 11 | 1 | .242 |
| Minor League Totals | | 19-10 | 3.06 | 55 | 54 | 0 | 0 | 0 | 291.0 | 262 | 115 | 99 | 19 | 5 | 110 | 327 | 12 | 0 | .239 |

*Led league +Tied for league lead @Rehab assignment

2015 AND CAREER BATTING RECORD

| YR | CLUB | AVG | G | AB | R | H | 2B | 3B | HR | RBI | SH | SF | HP | BB | SO | SB | CS | OBP | SLG |
|----------------------------|------|-------------|-----------|-----------|----------|----------|----------|----------|----------|----------|----------|----------|----------|----------|-----------|----------|----------|-------------|-------------|
| 2015 | --- | --- | 0 | 0 | 0 | 0 | 0 | 0 | 0 | 0 | 0 | 0 | 0 | 0 | 0 | 0 | 0 | --- | --- |
| Major League Totals | | .206 | 34 | 34 | 2 | 7 | 2 | 0 | 1 | 1 | 7 | 0 | 0 | 1 | 19 | 0 | 0 | .229 | .353 |

CAREER FIELDING

| POSITION | PCT. | G | PO | A | E | TC | DP |
|----------|------|-----|----|----|---|----|----|
| Pitcher | .959 | 107 | 9 | 38 | 2 | 49 | 2 |

SINGLE-GAME HIGHS

INNINGS PITCHED.....7.0, four times, last May 12, 2015 vs. Boston
 LOW-HIT COMPLETE GAME.....None
 STRIKEOUTS.....8, May 13, 2014 vs. Chicago (AL)
 MOST HITS ALLOWED.....9, twice, last July 20, 2012 at San Diego
 MOST RUNS ALLOWED.....8, June 16, 2014 vs. Texas
 MOST WALKS ALLOWED.....5, five times, last May 18, 2015 at Houston
 MOST HOME RUNS ALLOWED.....2, five times, last May 30, 2014 vs. Los Angeles (AL)
 CAREER WINNING STREAK.....Three games, twice, last May 12 - July 18, 2015
 CAREER 10-STRIKEOUT GAMES.....None
 CAREER HOME RUNS HIT (1).....May 7, 2012 at San Diego (Edinson Volquez)


CAREER TRANSACTIONS

- 2007.....Selected by the Texas Rangers in the 12th round of the First-Year Player Draft (did not sign).
 2010.....Signed by the Cleveland Indians as a first-round selection (fifth overall) in the First-Year Player Draft.
 2011.....Acquired by the Colorado Rockies from the Cleveland Indians as the PTBNL to complete July 30 trade, along with RHP Joe Gardner, RHP Alex White and INF Matt McBride in exchange for RHP Ubaldo Jimenez, August 16.
 2013.....Acquired by the Oakland Athletics from the Colorado Rockies along with RHP Chris Jensen in exchange for LHP Brett Anderson and cash considerations, December 10.
 2015.....Acquired by the San Diego Padres from the Oakland Athletics along with LHP Jose Torres and a PTBNL (OF Jabari Blash) in exchange for INF Yonder Alonso and LHP Marc Rzepczynski, December 2.



FERNANDO ABAD

HEIGHT/WEIGHT: 6-1/220
BATS/THROWS: L/L
BORN: 12/17/85 in La Romana, DR
OPENING DAY AGE: 30
RESIDES: La Romana, DR
ACQUIRED: Signed as minor league free agent, 12/16/15
M.L. SERVICE: 4 years, 73 days
CONTRACT STATUS: Signed thru 2016



| 2015 | | GAME HIGHS | CAREER | |
|-------------------------------|---------------------------------|------------|--------------------------|--------------------------|
| IP: 2.0, 2x, last 9/14 at CWS | Walks: 2, 2x, last 9/24 vs. TEX | | IP: 5.0, 9/18/12 at STL | Walks: 4, 8/25/12 at NYM |
| SO: 3, 8/25 at SEA | CG: -- | | SO: 6, 9/18/12 at STL | CG: -- |
| Win-Streak: 2, 8/9-18 | Low-Hit: -- | | Win-Streak: 2, 8/9-18/15 | Low-Hit: -- |

PERSONAL: Fernando Antonio Abad (pronounced uh-BAWD).

2015:

- ☛ Made Oakland's Opening Day roster for second straight season.
- ☛ Posted a 7.36 ERA (11.0 IP, 9 ER) in his first 20 games through May 19, a 0.83 ERA (21.2 IP, 2 ER) in next 23 games through August 9, and a 6.60 ERA (15.0 IP, 11 ER) in final 19 games.
- ☛ Appeared in 60-plus games for the second consecutive season (62).
- ☛ Held opponents to a .167 (5-for-30) batting average with runners in scoring position and two outs.
- ☛ Posted a 3.38 ERA (26.2 IP, 10 ER) in 33 home games and 5.14 ERA (21.0 IP, 12 ER) in 29 road games.
- ☛ Held right-handed hitters to a .218 (17-for-78) batting average and left-handers to a .277 (28-for-101) batting average.
- ☛ Allowed 11 home runs, third most among AL relievers.
- ☛ Inherited 46 runners (13 scored), tied for fifth most in the AL.
- ☛ Led Athletics in games (62) and was 10th among AL left-handed relievers.

2014: Spent entire season with Oakland...first time in career on a major league roster for a full season...began season with a career-high 14.1-inning scoreless streak...held opponents scoreless over first 14 appearances...started season with 33-game, 27.2-inning homerless streak before surrendering two home runs in the ninth inning June 16 against Texas...pitched 2.0 scoreless innings April 3 vs. Seattle, tying career-high as a reliever...allowed hits in back-to-back games April 18 vs. Houston and April 21 vs. Texas, his only hits allowed in first 16 games...dealt the loss May 27 vs. Detroit, extending his losing streak to 15 games dating back to April 9, 2011...the losing streak was second longest by a major league pitcher over the last 32 years (27, Anthony Young, May 6, 1992-July 24, 1993)...snapped the losing streak with a scoreless 10th inning June 6 vs. Baltimore...posted a 14.1-inning scoreless streak from July 27 to September 20, tying his career-high, set earlier in season...did not allow an earned run in 46 of final 50 appearances, starting May 18; posted a 1.12 ERA over that span and held opponents to a .197 batting average...retired the only batter he faced in the Wild Card game at Kansas City September 30, getting Alex Gordon to foul out with runners on first and third and one out in the 12th inning...set career-high in games (69)...ranked third among AL relievers in percentage of inherited runners scored (13.2%), fifth in ERA (1.57) and seventh in opponents slugging percentage (.253)...held right-handers to a .162 (17-for-105) batting average compared to .191 (17-for-89) against left-handers...struck out 35 of 100 lefties he faced (35.0%)...held first batters faced to a .175 batting average and .232 on-base percentage...24 first batter strikeouts tied for seventh in the AL...averaged the seventh fewest pitches-per-inning (14.3) in the AL.

2013: Began season at Triple-A Syracuse (Washington) and went 1-0, 1.06 ERA in 17 relief appearances...promoted to Washington May 21...began Nationals career with a 10-game scoreless streak (8.2 IP) May 25 to June 11...recorded a 1.46 ERA in 12 June games and a 1.86 ERA in 10 July games...posted a 1.83 ERA in 20 appearances pre-All-Star Break...allowed 6-of-15 (40.0%) inherited runners to score...pitched for Toros del Este in the Dominican Winter League following the season and went 0-1, 4.70 ERA in eight relief appearances.

2012: Made Houston's Opening Day roster for the second consecutive season...went 0-6 with a 6.45 ERA in six starts for the Astros and a 3.80 ERA in 31 relief appearances...pitched twice during his first stint before being optioned to Oklahoma City April 9...recalled April 27...placed on disabled list May 26, with a right intercostal strain.

2011: Made Houston's Opening Day roster for the first time...held first batters faced to a .208 batting average for Astros...recorded first major league win April 7 at Cincinnati, pitching 1.1 scoreless innings...optioned to Triple-A Oklahoma City May 17...returned June 16...placed on 15-day disabled list July 3, with left shoulder tendinitis...went 1-1 with a 2.25 ERA in four starts for Este in the Dominican Winter League.

2010: Made major league debut with Houston and posted a 2.84 ERA in 22 relief appearances over two stints with Astros...opponents hit .200, including .179 by left-handed hitters...first batters faced were 2-for-20 (.100) with two walks...made major league debut July 28 vs. Chicago-NL, tossing 1.0 scoreless inning with one hit and one walk...recorded first major league strikeout, fanning Mike (Giancarlo) Stanton August 20 at Florida...went 3-0 with a 2.38 ERA in 10 games, six starts, with Este in the Dominican Winter League.

2009: Began season at Single-A Lancaster (Houston)...led club in saves (6)...promoted to Double-A Corpus Christi August 27 and went 0-1 with a 3.21 ERA in three starts...named Lancaster's Pitcher of the Month in May, going 1-0, 1.06 ERA with one save in seven games.

2008: Spent entire season at Single-A Lexington (Houston)...led club in appearances (45)...named Lexington's Pitcher of the Month in May.

2007: Split season between Rookie Level Greenville and Single-A Tri City (Houston), combining to go 6-4, 4.25 ERA in 19 games (4 starts).

2006: Went 5-2 with a 1.32 ERA in 15 games (11 starts) in his fourth and final year with Houston's Dominican Summer League entry.

2005: Pitched one game for the DSL Astros, logging a 3.00 ERA in a start.

2004: Posted a sub-2.00 ERA for the second consecutive year, going 4-1 with a 1.29 ERA in eight starts for the DSL Astros.

2003: Earned Dominican League All-Star honors in first professional season, finishing 6-2 with a 1.61 ERA in 14 starts.

PROFESSIONAL: Originally signed by Houston as undrafted free agent September 6, 2002; signed by scouts Julio Linares and Adriano Rodriguez.

ABAD'S PITCHING RECORD

| YEAR | CLUB | W-L | ERA | G | GS | CG | SH | SV | IP | H | R | ER | HR | HB | BB | SO | WP | BK | BAA |
|-------------------------------|-------------------|--------------|-------------|------------|-----------|----------|----------|-----------|--------------|------------|------------|------------|-----------|-----------|-----------|------------|-----------|-----------|-------------|
| 2003 | DSL Astros | 6-2 | 1.61 | 14 | 14 | 0 | 0 | 0 | 78.1 | 55 | 24 | 14 | 0 | 4 | 7 | 87 | 3 | 0 | .190 |
| 2004 | DSL Astros | 4-1 | 1.29 | 8 | 8 | 0 | 0 | 0 | 42.0 | 24 | 10 | 6 | 0 | 2 | 7 | 39 | 2 | 1 | .155 |
| 2005 | DSL Astros | 0-0 | 3.00 | 1 | 1 | 0 | 0 | 0 | 3.0 | 4 | 2 | 1 | 0 | 0 | 2 | 0 | 0 | .308 | |
| 2006 | DSL Astros | 5-2 | 1.32 | 15 | 11 | 0 | 0 | 1 | 61.1 | 50 | 18 | 9 | 1 | 6 | 7 | 64 | 0 | 1 | .221 |
| 2007 | Greenville | 6-4 | 4.14 | 17 | 4 | 0 | 0 | 1 | 50.0 | 47 | 29 | 23 | 6 | 2 | 12 | 54 | 2 | 3 | .246 |
| | Tri-City | 0-0 | 6.00 | 2 | 0 | 0 | 0 | 0 | 3.0 | 2 | 2 | 2 | 0 | 0 | 2 | 5 | 0 | 0 | .182 |
| 2008 | Lexington | 2-7 | 3.30 | 45 | 0 | 0 | 0 | 3 | 76.1 | 78 | 31 | 28 | 9 | 4 | 13 | 94 | 1 | 2 | .259 |
| 2009 | Lancaster | 4-6 | 4.14 | 41 | 0 | 0 | 0 | 6 | 82.2 | 78 | 42 | 38 | 8 | 5 | 8 | 79 | 3 | 0 | .252 |
| | Corpus Christi | 0-1 | 3.21 | 3 | 3 | 0 | 0 | 0 | 14.0 | 12 | 7 | 5 | 1 | 0 | 3 | 13 | 1 | 0 | .222 |
| 2010 | Corpus Christi | 4-3 | 2.50 | 14 | 4 | 0 | 0 | 0 | 39.2 | 48 | 16 | 11 | 3 | 0 | 6 | 33 | 2 | 1 | .306 |
| | Round Rock | 0-0 | 1.42 | 5 | 0 | 0 | 0 | 0 | 6.1 | 5 | 1 | 1 | 1 | 0 | 2 | 9 | 0 | 0 | .208 |
| | HOUSTON | 0-1 | 2.84 | 22 | 0 | 0 | 0 | 0 | 19.0 | 14 | 6 | 6 | 3 | 0 | 5 | 12 | 0 | 0 | .200 |
| 2011 | HOUSTON | 1-4 | 7.32 | 29 | 0 | 0 | 0 | 0 | 19.2 | 28 | 18 | 16 | 5 | 1 | 9 | 15 | 0 | 0 | .326 |
| | GCL Astros | 0-0 | 0.00 | 2 | 0 | 0 | 0 | 0 | 2.0 | 1 | 0 | 0 | 0 | 0 | 2 | 0 | 0 | .143 | |
| | Oklahoma City | 2-3 | 4.80 | 29 | 0 | 0 | 0 | 0 | 30.0 | 32 | 16 | 16 | 4 | 0 | 6 | 31 | 1 | 0 | .271 |
| 2012 | Oklahoma City | 2-0 | 3.90 | 13 | 3 | 0 | 0 | 2 | 27.2 | 33 | 12 | 12 | 3 | 1 | 7 | 28 | 0 | 2 | .303 |
| | HOUSTON | 0-6 | 5.09 | 37 | 6 | 0 | 0 | 0 | 46.0 | 57 | 27 | 26 | 6 | 3 | 19 | 38 | 4 | 0 | .311 |
| 2013 | Syracuse | 1-0 | 1.06 | 17 | 0 | 0 | 0 | 0 | 17.0 | 17 | 2 | 2 | 0 | 0 | 2 | 12 | 0 | 0 | .254 |
| | WASHINGTON | 0-3 | 3.35 | 39 | 0 | 0 | 0 | 0 | 37.2 | 42 | 14 | 14 | 3 | 1 | 10 | 32 | 0 | 0 | .271 |
| 2014 | OAKLAND | 2-4 | 1.57 | 69 | 0 | 0 | 0 | 0 | 57.1 | 34 | 11 | 10 | 4 | 4 | 15 | 51 | 0 | 0 | .175 |
| 2015 | OAKLAND | 2-2 | 4.15 | 62 | 0 | 0 | 0 | 0 | 47.2 | 45 | 23 | 22 | 11 | 1 | 19 | 45 | 4 | 0 | .251 |
| Minor League Totals | | 36-29 | 2.84 | 226 | 48 | 0 | 0 | 13 | 533.1 | 486 | 212 | 168 | 36 | 24 | 82 | 552 | 15 | 10 | .239 |
| National League Totals | | 1-14 | 4.56 | 127 | 6 | 0 | 0 | 0 | 122.1 | 141 | 65 | 62 | 17 | 5 | 43 | 97 | 4 | 0 | .285 |
| American League Totals | | 4-6 | 2.74 | 131 | 0 | 0 | 0 | 0 | 105.0 | 79 | 34 | 32 | 15 | 5 | 34 | 96 | 4 | 0 | .212 |
| Major League Totals | | 5-20 | 3.72 | 258 | 6 | 0 | 0 | 0 | 227.1 | 220 | 99 | 94 | 32 | 10 | 77 | 193 | 8 | 0 | .254 |

ABAD'S CAREER FIELDING RECORD

| POSITION | PCT | G | PO | A | E | TC | DP | PB |
|----------|------|-----|----|----|---|----|----|----|
| Pitcher | .944 | 258 | 7 | 27 | 2 | 36 | 0 | — |

ABAD'S CAREER BATTING RECORD

| BATTING | AVG | AB | R | H | 2B | 3B | HR | RBI | SH | SF | HB | BB | SO | SB | CS | OBP |
|---------|------|----|---|---|----|----|----|-----|----|----|----|----|----|----|----|------|
| Career | .125 | 8 | 0 | 1 | 0 | 0 | 0 | 0 | 0 | 0 | 0 | 0 | 4 | 0 | 0 | .125 |

ABAD'S WILD CARD GAME RECORD

| YEAR | OPPONENT | W-L | ERA | G | GS | CG | SH | SV | IP | H | R | ER | HR | HB | BB | SO | WP | BK | BAA |
|------|-------------|-----|------|---|----|----|----|----|-----|---|---|----|----|----|----|----|----|----|------|
| 2014 | Kansas City | 0-0 | 0.00 | 1 | 0 | 0 | 0 | 0 | 0.1 | 0 | 0 | 0 | 0 | 0 | 0 | 0 | 0 | 0 | .000 |

2016 TIGERS



BLAINE PATRICK HARDY'S CAREER RECORD

| Year | Club | W-L | ERA | G | GS | CG | SHO | SV | IP | H | AB | R | ER | HR | HB | BB | SO | WP | BK | AVG |
|---------------------|----------------|------------|-------------|-----------|----------|----------|----------|----------|-------------|-----------|------------|-----------|-----------|----------|----------|-----------|-----------|----------|----------|-------------|
| 2008 | Idaho Falls | 1-0 | 4.15 | 21 | 0 | 0 | 0 | 4 | 34.2 | 34 | 133 | 18 | 16 | 5 | 0 | 8 | 34 | 1 | 0 | .256 |
| 2009 | Burlington | 4-4 | 2.05 | 36 | 3 | 0 | 0 | 9 | 92.1 | 71 | 330 | 26 | 21 | 3 | 7 | 17 | 94 | 4 | 0 | .215 |
| 2010 | NW Arkansas | 1-0 | 0.69 | 12 | 0 | 0 | 0 | 4 | 26.0 | 11 | 86 | 2 | 2 | 0 | 1 | 8 | 16 | 0 | 0 | .128 |
| | Omaha | 3-4 | 3.49 | 28 | 8 | 0 | 0 | 3 | 67.0 | 65 | 255 | 30 | 26 | 9 | 1 | 21 | 48 | 2 | 0 | .255 |
| 2011 | NW Arkansas | 2-1 | 1.59 | 19 | 0 | 0 | 0 | 8 | 39.2 | 28 | 144 | 11 | 7 | 2 | 2 | 16 | 41 | 6 | 0 | .194 |
| | Omaha | 2-3 | 7.14 | 23 | 0 | 0 | 0 | 0 | 29.0 | 38 | 125 | 25 | 23 | 7 | 1 | 19 | 23 | 0 | 0 | .304 |
| 2012 | NW Arkansas | 1-2 | 2.61 | 10 | 0 | 0 | 0 | 3 | 20.2 | 17 | 74 | 8 | 6 | 3 | 2 | 9 | 13 | 4 | 0 | .230 |
| | Omaha | 3-2 | 3.79 | 30 | 0 | 0 | 0 | 1 | 54.2 | 68 | 214 | 24 | 23 | 6 | 0 | 22 | 45 | 1 | 0 | .318 |
| 2013 | Erie | 2-2 | 1.63 | 16 | 0 | 0 | 0 | 1 | 27.2 | 16 | 94 | 8 | 5 | 1 | 0 | 12 | 26 | 1 | 0 | .170 |
| | Toledo | 6-1 | 1.69 | 14 | 9 | 1 | 1 | 0 | 64.0 | 46 | 232 | 12 | 12 | 7 | 2 | 19 | 53 | 0 | 0 | .198 |
| 2014 | Toledo | 3-2 | 2.68 | 20 | 6 | 0 | 0 | 0 | 47.0 | 35 | 168 | 14 | 14 | 2 | 1 | 13 | 53 | 1 | 0 | .208 |
| | DETROIT | 2-1 | 2.54 | 38 | 0 | 0 | 0 | 0 | 39.0 | 34 | 143 | 12 | 11 | 1 | 1 | 20 | 31 | 1 | 0 | .238 |
| 2015 | DETROIT | 5-3 | 3.08 | 70 | 0 | 0 | 0 | 0 | 61.1 | 61 | 235 | 23 | 21 | 2 | 1 | 22 | 55 | 5 | 0 | .260 |
| MINOR LEAGUE TOTALS | | 28-20 | 2.78 | 229 | 26 | 1 | 1 | 33 | 502.2 | 429 | 1855 | 178 | 155 | 45 | 17 | 164 | 446 | 20 | 0 | .231 |
| MAJOR LEAGUE TOTALS | | 7-4 | 2.87 | 108 | 0 | 0 | 0 | 0 | 100.1 | 95 | 378 | 35 | 32 | 3 | 2 | 42 | 86 | 6 | 0 | .251 |

TRANSACTIONS

- Selected by Kansas City in the 22nd round of the June 2008 draft
- Signed by the Tigers as a minor league free agent on April 2, 2013
- On temporary inactive list, April 4-29, 2013

MAJOR LEAGUE HITTING RECORD


| | AVG | AB | R | H | 2B | 3B | HR | RBI | SH | SF | HBP | BB | SO |
|--------|------|----|---|---|----|----|----|-----|----|----|-----|----|----|
| 2015 | .000 | 1 | 0 | 0 | 0 | 0 | 0 | 0 | 0 | 0 | 0 | 0 | 0 |
| Career | .000 | 1 | 0 | 0 | 0 | 0 | 0 | 0 | 0 | 0 | 0 | 0 | 0 |

CAREER FIELDING

| | G | TC | PO | A | E | DP | PCT |
|---------|-----|----|----|----|---|----|-------|
| Pitcher | 108 | 23 | 7 | 16 | 0 | 0 | 1.000 |

CAREER HIGHS

- Longest Winning Streak:** 4 - June 30, 2014-May 20, 2015
- Longest Losing Streak:** 1 (four times) - last, September 10, 2015
- Strikeouts:** 4 - August 18, 2015 at Chicago (NL)
- Walks:** 3 - June 24, 2015 at Cleveland
- Innings (relief):** 3.0 - August 10, 2014 at Toronto



BRYAN HOLADAY

Born: November 19, 1987
Birthplace: Dallas, TX
Bats/Throws: R/R
Major League Service: 2.025
How Obtained: Selected by the Tigers in the sixth round of the June 2010 draft
Opening Day Age: 28
Residence: Dallas, TX
Height/Weight: 6-0/205
Signed Through: 2016
 @jbholaday

CATCHER - 50

SEASON HIGHLIGHTS

Split time between Detroit and Triple A Toledo in **2015** -- hit .281 (18x64) with three runs scored, five doubles, two home runs and 13 RBI in 24 games with the Tigers, while he appeared in 49 games with the Mud Hens and hit .224 (36x161) with 18 runs scored, eight doubles, two home runs and 17 RBI.

- Recalled from Triple A Toledo by the Tigers on May 9.
- Belted his second career home run on May 14 vs. Minnesota...also established a career high with three RBI.
- Optioned to Triple A Toledo by the Tigers on July 3.
- Sidelined from August 18-26 with a left thumb dislocation.
- Hit .310 (13x42) with five runs scored, four doubles and six RBI for Toledo in the month of August.
- Recalled from Triple A Toledo by the Tigers on September 1.



2016 TIGERS

- Hit his second home run of the season and the third of his career on September 29 at Texas.
- Played in eight games with the Tigers in September/October and hit .313 (5x16) with two runs scored, two doubles, one home run and one RBI.

Completed his first full season at the major league level in **2014**, appearing in 62 games with the club.

- Made the Tigers Opening Day roster for the first time in his career.
- Equaled a career high with two RBI on April 30 at the Chicago White Sox, July 29 versus the Chicago White Sox and September 4 at Cleveland.
- Hit .292 (7x24) with three runs scored, a double and four RBI in nine games during April.
- Posted a career-high four-game hitting streak June 1-12 -- matched the high September 3-15.
- Knocked a career-high three hits on June 12 at Chicago's U.S. Cellular Field.
- Batted .393 (11x28) with two runs scored, a triple and two RBI in 13 games during June.
- Caught a career-high three runners attempting to steal on July 19 versus Cleveland.
- Hit .151 (11x73) against lefthanded pitchers...batted .301 (25x83) with righties on the mound.
- Threw out 28.2 percent (33SB/13CCS) of baserunners attempting to steal in 58 games on the season.



Spent the majority of the **2013** season with Triple A Toledo, batting .260 in 80 games with the club.

- Drove in a season-high four runs on August 2 versus Durham.
- Batted .306 (11x36) with four doubles, a home run and one RBI over a 10-game stretch April 17-May 2.
- Collected a season-high four hits on May 15 versus Scranton.
- Had his contract recalled by the Tigers on June 19...appeared in four games with the club before he was optioned to Toledo on July 1.
- Had his contract recalled by the Tigers on August 14.
- Connected for the first home run of his major league career on August 22 versus Minnesota.
- Optioned to Toledo on August 27.
- Recalled from Toledo by the Tigers on September 3 -- appeared in four games with the Tigers in September.

Spent the majority of the **2012** season with Triple A Toledo, batting .240 (60x250) in 75 games with the club.

- Drove in a season-high three runs on April 19 at Louisville.
- Batted .475 (19x40) with four doubles and five RBI over an 11-game stretch May 31-July 3.
- Had his contract purchased by the Tigers from Toledo on June 6 -- made his major league debut that night versus Cleveland, collecting a single off Jeanmar Gomez for his first major league hit.
- Optioned to Toledo by the Tigers on June 21.
- Collected a season-high four hits on June 22 versus Norfolk.
- Hit .310 (18x58) against lefthanded pitchers with Toledo...batted .219 (42x192) with righties on the mound.
- Recalled by the Tigers from Toledo on September 1.

Spent the entire **2011** season with Double A Erie, serving as the club's primary catcher.

- Led all Eastern League catchers with 78 assists, while he tied for the lead with nine double plays.
- Collected a season-best three hits on April 29 at Altoona -- equaled the high with three hits on June 20 at Reading, June 29 versus Binghamton and August 12 at Portland.
- Compiled a season-high 11-game hitting streak April 29-May 17, batting .318 (14x44) with five doubles, a home run and nine RBI.

Made his professional debut with Single A Lakeland after being selected by the Tigers in the sixth round of the June **2010** draft.

- Collected a season-high five hits on July 9 versus Clearwater.
- Batted .365 (23x63) in 18 games during July.
- Named the 20th-best prospect and best defensive catcher in the Tigers organization following the season by *Baseball America*.

2016 TIGERS



PERSONAL/MISCELLANEOUS

- He, his wife Ashley, son John Thomas and daughter Adalynn Mae reside in Dallas, TX during the offseason.
- Earned All-Mountain West Conference honors as a sophomore at Texas Christian University in **2008** after hitting .311 (68x219) with 34 runs scored, 12 doubles, two triples, a home run and 41 RBI in 62 games.
 - Batted .300 (61x203) with 39 runs scored, 10 doubles, a triple, 10 home runs and 48 RBI during his junior season at Texas Christian University in **2009** to garner All-Mountain West Conference honors.
 - Hit .355 (99x279) with 72 runs scored, 24 doubles, a triple, 17 home runs and 53 RBI in 68 games during his senior season at Texas Christian University in **2010** to earn All-Mountain West Conference honors...won the Coleman Company-Johnny Bench Award, the award given annually to the top catcher in collegiate baseball.
 - Participates in the Detroit Tigers Autographed Memorabilia Donation and Dreams Come True programs, attended the Annual Ilitch Charities Celebrity Golf Classic, Keeping Kids in the Game, the Tigers Winter Caravan and TigerFest.
 - Recommended/signed by Tim Grieve for the Tigers.

JOHN BRYAN HOLADAY'S CAREER RECORD

| Year | Club | AVG | G | AB | R | H | TB | 2B | 3B | HR | RBI | SH | SF | HB | BB | SO | SB | CS | OBP | SLG | E |
|---------------------|----------------|-------------|-----------|------------|-----------|-----------|-----------|----------|----------|----------|-----------|----------|----------|----------|----------|-----------|----------|-------------|-------------|-------------|----------|
| 2010 | Lakeland | .220 | 44 | 159 | 14 | 35 | 52 | 8 | 0 | 3 | 12 | 0 | 1 | 7 | 21 | 43 | 0 | 0 | .335 | .327 | 1 |
| 2011 | Erie | .242 | 95 | 330 | 35 | 80 | 119 | 18 | 0 | 7 | 42 | 6 | 4 | 4 | 27 | 76 | 6 | 1 | .304 | .361 | 9 |
| 2012 | Toledo | .240 | 75 | 250 | 18 | 60 | 80 | 12 | 1 | 2 | 25 | 3 | 2 | 5 | 22 | 43 | 2 | 0 | .312 | .320 | 8 |
| | DETROIT | .250 | 6 | 12 | 3 | 3 | 4 | 1 | 0 | 0 | 0 | 1 | 0 | 0 | 2 | 0 | 0 | .250 | .333 | 0 | |
| 2013 | Toledo | .260 | 80 | 288 | 28 | 75 | 107 | 18 | 1 | 4 | 24 | 6 | 3 | 5 | 18 | 57 | 0 | 1 | .312 | .372 | 5 |
| | DETROIT | .296 | 16 | 27 | 8 | 8 | 12 | 1 | 0 | 1 | 2 | 3 | 0 | 1 | 2 | 3 | 0 | .367 | .444 | 2 | |
| 2014 | DETROIT | .231 | 62 | 156 | 14 | 36 | 43 | 5 | 1 | 0 | 15 | 2 | 4 | 1 | 8 | 37 | 1 | 1 | .266 | .276 | 7 |
| 2015 | Toledo | .224 | 49 | 161 | 18 | 36 | 50 | 8 | 0 | 2 | 17 | 2 | 2 | 4 | 10 | 35 | 1 | 1 | .282 | .311 | 4 |
| | DETROIT | .281 | 24 | 64 | 3 | 18 | 29 | 5 | 0 | 2 | 13 | 0 | 0 | 0 | 1 | 13 | 0 | .292 | .453 | 0 | |
| MINOR LEAGUE TOTALS | | .241 | 343 | 1188 | 113 | 286 | 408 | 64 | 2 | 18 | 120 | 17 | 12 | 25 | 98 | 254 | 9 | 3 | .309 | .343 | 27 |
| MAJOR LEAGUE TOTALS | | .251 | 108 | 259 | 28 | 65 | 88 | 12 | 1 | 3 | 30 | 6 | 4 | 2 | 11 | 55 | 1 | 1 | .283 | .340 | 9 |

2016 TIGERS

TRANSACTIONS


- Selected by the Tigers in the sixth round of the June 2010 draft
- On disabled list, August 18-26, 2015 (left thumb dislocation)

DIVISION SERIES RECORD

| Year | Club/Opp. | AVG | G | AB | R | H | TB | 2B | 3B | HR | RBI | SH | SF | HB | BB | SO | SB | CS | OBP | SLG | E |
|------------------------|-------------|------|---|----|---|---|----|----|----|----|-----|----|----|----|----|----|----|----|------|-----|---|
| 2014 | DET vs. BAL | .000 | 1 | 2 | 0 | 0 | 0 | 0 | 0 | 0 | 0 | 0 | 0 | 0 | 0 | 1 | 0 | 0 | .000 | 0 | 0 |
| DIVISION SERIES TOTALS | | .000 | 1 | 2 | 0 | 0 | 0 | 0 | 0 | 0 | 0 | 0 | 0 | 0 | 0 | 1 | 0 | 0 | .000 | 0 | 0 |

CAREER FIELDING

| | G | TC | PO | A | E | DP | PCT |
|-------------|----|-----|-----|----|---|----|-------|
| Catcher | 96 | 585 | 543 | 33 | 9 | 4 | .985 |
| First Base | 1 | 1 | 1 | 0 | 0 | 1 | 1.000 |
| Second Base | 1 | 0 | 0 | 0 | 0 | 0 | --- |



JOSE IGLESIAS

Born: January 5, 1990
Birthplace: Havana, Cuba
Bats/Throws: R/R
Major League Service: 3.036
How Obtained: Acquired by the Tigers from Boston in exchange for Brayan Villarreal and Avisail Garcia on July 30, 2013
Opening Day Age: 26
Residence: Miami, FL
Height/Weight: 5-11/185
Signed Through: 2016
 @JoseIglesias_SS

SHORTSTOP - 1

CAREER HIGHLIGHTS

- Selected to the American League All-Star Team in 2015.
- Named the American League Rookie of the Month in June, 2013.